



Axis Bank Limited, was incorporated on 3 December 1993 as “UTI Bank Limited” under the laws of the Republic of India with a certificate of incorporation dated 3 December 1993, granted by the Registrar of Companies, Gujarat, Dadra and Nagar Haveli. Subsequently, its name was changed from “UTI Bank Limited” to “Axis Bank Limited” pursuant to a fresh certificate of incorporation dated 30 July 2007, issued by Registrar of Companies, Gujarat, Dadra and Nagar Haveli. It received its certificate for commencement of business on 14 December 1993. For details of the change in the name of the Bank, see “General Information” on page 308.

Corporate Identity Number: L65110GJ1993PLC020769
Registered Office: “Trishul”, Third Floor, Opposite Samarsheshwar Temple, Law Garden, Ellisbridge, Ahmedabad 380 006 Gujarat, India
Corporate Office: Axis House, C-2 Wadia International Centre, Pandurang Budhkar Marg, Worli, Mumbai 400 025, Maharashtra, India
Tel No.: +91 (79) 2425 2525 **Website:** www.axisbank.com **Email:** shareholders@axisbank.com

Issue of up to [●] equity shares of face value of ₹ 2 each (the “Equity Shares”) at a price of ₹ [●] per Equity Share, including a premium of ₹ [●] per Equity Share (the “Issue Price”), aggregating up to ₹ [●] million (the “Issue”). For further details, see “Summary of the Issue” on page 34.

THE ISSUE IS BEING UNDERTAKEN IN RELIANCE UPON CHAPTER VI OF THE SECURITIES AND EXCHANGE BOARD OF INDIA (ISSUE OF CAPITAL AND DISCLOSURE REQUIREMENTS) REGULATIONS, 2018, AS AMENDED (THE “SEBI ICDR REGULATIONS”), SECTION 42 OF THE COMPANIES ACT, 2013, AS AMENDED, READ WITH RULE 14 OF THE COMPANIES (PROSPECTUS AND ALLOTMENT OF SECURITIES) RULES, 2014, AS AMENDED (THE “PAS RULES”), AND OTHER APPLICABLE PROVISIONS OF THE COMPANIES ACT, 2013 AND THE RULES MADE THEREUNDER.

The Equity Shares of the Bank are listed on the BSE Limited (“BSE”) and the National Stock Exchange of India Limited (“NSE”) together with “BSE”, the “Stock Exchanges”). The closing prices of the Equity Shares on the BSE and NSE on September 18, 2019 were ₹ 648.20 and ₹ 648.40 per Equity Share, respectively. Applications shall be made for obtaining the listing and trading approvals for the Equity Shares offered through this Preliminary Placement Document on the Stock Exchange. The Stock Exchanges assume no responsibility for the correctness of any statements made, opinions expressed or reports contained herein. Admission of the Equity Shares to trading on the Stock Exchanges should not be taken as an indication of the merits of the business of the Bank or the Equity Shares. In-principle approvals under Regulation 28(1)(a) of the Securities and Exchange Board of India (Listing Obligations and Disclosure Requirements) Regulations, 2015, as amended (“SEBI Listing Regulations”) for listing of Equity Shares to be issued pursuant to the Issue have been received on 19 September 2019 from both BSE and NSE.

THE BANK HAS PREPARED THIS PRELIMINARY PLACEMENT DOCUMENT SOLELY FOR PROVIDING INFORMATION IN CONNECTION WITH THE PROPOSED ISSUE.

THE ISSUE AND THE DISTRIBUTION OF THIS PRELIMINARY PLACEMENT DOCUMENT TO ELIGIBLE QIBs IS BEING MADE IN RELIANCE UPON CHAPTER VI OF THE SEBI ICDR REGULATIONS, SECTION 42 OF THE COMPANIES ACT, 2013, AS AMENDED, READ WITH RULE 14 OF THE PAS RULES AND OTHER APPLICABLE PROVISIONS OF THE COMPANIES ACT, 2013, AS AMENDED AND THE RULES MADE THEREUNDER. THIS PRELIMINARY PLACEMENT DOCUMENT SHALL BE CIRCULATED TO ONLY SUCH ELIGIBLE QIBs WHOSE NAMES ARE RECORDED BY THE BANK, PRIOR TO MAKING AN INVITATION TO SUBSCRIBE TO THE EQUITY SHARES. THIS PRELIMINARY PLACEMENT DOCUMENT IS PERSONAL TO EACH PROSPECTIVE INVESTOR AND DOES NOT CONSTITUTE AN OFFER OR INVITATION OR SOLICITATION OF AN OFFER TO THE PUBLIC OR ANY OTHER PERSON OR CLASS OF INVESTORS WITHIN OR OUTSIDE INDIA OTHER THAN TO QIBs. YOU ARE NOT AUTHORISED TO AND MAY NOT (1) DELIVER THIS PRELIMINARY PLACEMENT DOCUMENT TO ANY OTHER PERSON; OR (2) REPRODUCE THIS PRELIMINARY PLACEMENT DOCUMENT, IN ANY MANNER WHATSOEVER; OR (3) RELEASE ANY PUBLIC ADVERTISEMENTS OR UTILISE ANY MEDIA, MARKETING OR DISTRIBUTION CHANNELS OR AGENTS TO INFORM THE PUBLIC AT LARGE ABOUT THE ISSUE. ANY DISTRIBUTION OR REPRODUCTION OF THIS PRELIMINARY PLACEMENT DOCUMENT IN WHOLE OR IN PART IS UNAUTHORISED. FAILURE TO COMPLY WITH THIS INSTRUCTION MAY RESULT IN A VIOLATION OF THE SEBI ICDR REGULATIONS OR OTHER APPLICABLE LAWS OF INDIA AND OTHER JURISDICTIONS.

INVESTMENT IN EQUITY SHARES INVOLVES A HIGH DEGREE OF RISK AND PROSPECTIVE INVESTORS SHOULD NOT INVEST IN THE ISSUE UNLESS THEY ARE PREPARED TO TAKE THE RISK OF LOSING ALL OR PART OF THEIR INVESTMENT. PROSPECTIVE INVESTORS ARE ADVISED TO CAREFULLY READ “RISK FACTORS” ON PAGE 62 BEFORE MAKING AN INVESTMENT DECISION RELATING TO THE ISSUE. EACH PROSPECTIVE INVESTOR IS ADVISED TO CONSULT ITS OWN ADVISORS ABOUT THE PARTICULAR CONSEQUENCES OF AN INVESTMENT IN THE EQUITY SHARES BEING ISSUED PURSUANT TO THIS PRELIMINARY PLACEMENT DOCUMENT AND THE PLACEMENT DOCUMENT.

A copy of this Preliminary Placement Document (which includes disclosures prescribed under Form PAS-4 (as defined hereinafter)) has been delivered to the Stock Exchanges and a copy of the Placement Document (which will include disclosures prescribed under Form PAS-4) will be delivered to the Stock Exchange. The Bank shall also make the requisite filings with the Registrar of Companies, Ahmedabad (“RoC”), each within the stipulated period as required under the Companies Act, 2013, as amended and PAS Rules. This Preliminary Placement Document has not been reviewed by SEBI, the Reserve Bank of India (“RBI”), the Stock Exchanges or any other listing or regulatory authority and is intended only for use by Qualified Institutional Buyers as defined in the SEBI ICDR Regulations (“QIBs”). This Preliminary Placement Document has not been and will not be registered as a prospectus with the RoC, and will not be circulated or distributed to the public in India or any other jurisdiction, and will not constitute a public offer in India or any other jurisdiction.

Invitations, offers and sales of the Equity Shares to be issued pursuant to this Issue shall only be made pursuant to this Preliminary Placement Document together with the Application Form, the Placement Document and the Confirmation of Allocation Note (each as defined hereinafter). For further details, please see “Issue Procedure” on page 229. The distribution of this Preliminary Placement Document or the disclosure of its contents without the prior consent of the Bank to any person, other than Eligible QIBs, and persons retained by Eligible QIBs to advise them with respect to their purchase of Equity Shares is unauthorised and prohibited. Each prospective investor, by accepting delivery of this Preliminary Placement Document, agrees to observe the foregoing restrictions and make no copies of this Preliminary Placement Document or any documents referred to in this Preliminary Placement Document.

The Equity Shares have not been and will not be registered under the United States Securities Act of 1933, as amended (the “Securities Act”) and may not be offered or sold within the United States except pursuant to an exemption from, or in a transaction not subject to, the registration requirements of the Securities Act and applicable state securities laws. Accordingly, the Equity Shares are being offered and sold (a) in the United States only to persons reasonably believed to be “qualified institutional buyers” (as defined in Rule 144A under the Securities Act (“Rule 144A”) and referred to in this Preliminary Placement Document as a “U.S. QIB”) in transactions exempt from the registration requirements of the Securities Act, and (b) outside the United States in offshore transactions in compliance with Regulation S under the Securities Act and the applicable laws of the jurisdictions where those offers and sales occur. The Equity Shares are transferable only in accordance with the restrictions described under the sections “Selling Restrictions” and “Transfer Restrictions” on pages 244 and 253, respectively. For the avoidance of doubt, the term U.S. QIBs does not refer to a category of institutional investors defined under applicable Indian regulations and referred to in this Preliminary Placement Document as “QIBs”.

The information on the Bank’s website or any website directly or indirectly linked to the Bank’s website or on the respective websites of the Book Running Lead Managers (as defined hereinafter) or of their respective affiliates does not constitute or form part of this Preliminary Placement Document and prospective investors should not rely on such information contained in, or available through, any such websites.

Book Running Lead Managers



*In compliance with the proviso to Regulation 21A(1) of the Securities and Exchange Board of India (Merchant Bankers) Regulations, 1992, as amended, read with proviso to Regulation 174(2) of the SEBI ICDR Regulations, Axis Capital Limited will be involved only in marketing of the Issue. This Preliminary Placement Document is dated 19 September 2019.

The information in this Preliminary Placement Document is not complete and may be changed. This Preliminary Placement Document relates to an issue made to Eligible QIBs under Chapter VI of the SEBI ICDR Regulations on a private placement basis and is not an offer to the public or any other categories of investors. This Preliminary Placement Document is not an offer to sell securities, and is not soliciting an offer to subscribe to or buy securities in any jurisdiction where such offer, solicitation, sale or subscription is not permitted.

TABLE OF CONTENTS

NOTICE TO INVESTORS.....	1
REPRESENTATIONS BY INVESTORS	5
OFFSHORE DERIVATIVE INSTRUMENTS.....	10
DISCLAIMER CLAUSE OF THE STOCK EXCHANGE	11
PRESENTATION OF FINANCIAL INFORMATION AND OTHER CONVENTIONS.....	12
INDUSTRY AND MARKET DATA.....	15
AVAILABLE INFORMATION.....	16
FORWARD-LOOKING STATEMENTS	17
ENFORCEMENT OF CIVIL LIABILITIES	19
EXCHANGE RATES.....	20
DEFINITIONS AND ABBREVIATIONS.....	21
SUMMARY OF BUSINESS	27
SUMMARY OF THE ISSUE	34
SELECTED FINANCIAL INFORMATION.....	36
SELECT STATISTICAL INFORMATION	40
RELATED PARTY TRANSACTIONS.....	61
RISK FACTORS	62
MARKET PRICE INFORMATION	96
USE OF PROCEEDS	98
CAPITALISATION AND INDEBTEDNESS	99
CAPITAL STRUCTURE.....	100
DIVIDENDS.....	104
MANAGEMENT'S DISCUSSION AND ANALYSIS OF FINANCIAL CONDITION AND RESULTS OF OPERATIONS.....	105
INDUSTRY OVERVIEW	143
BUSINESS.....	155
KEY REGULATIONS AND POLICIES IN INDIA	195
BOARD OF DIRECTORS AND SENIOR MANAGEMENT	209
SHAREHOLDING PATTERN OF THE BANK.....	223
ISSUE PROCEDURE	229
PLACEMENT AND LOCK-UP.....	243
SELLING RESTRICTIONS	244
TRANSFER RESTRICTIONS.....	253
THE SECURITIES MARKET OF INDIA.....	257
U.S. FEDERAL INCOME TAX CONSIDERATIONS.....	260
TAXATION.....	265
DESCRIPTION OF THE EQUITY SHARES	278
LEGAL PROCEEDINGS	281
INDEPENDENT STATUTORY AUDITORS	306
FINANCIAL INFORMATION.....	307
GENERAL INFORMATION.....	308
DECLARATION	310
APPLICATION FORM	313

NOTICE TO INVESTORS

The Bank has furnished and accepts full responsibility for all of the information contained in this Preliminary Placement Document and confirms that to the best of our knowledge and belief, having made all reasonable enquiries, this Preliminary Placement Document contains all information with respect to us and the Equity Shares that is material in the context of the Issue. The statements contained in this Preliminary Placement Document relating to us and the Equity Shares are, in every material respect, true and accurate and not misleading. The opinions and intentions expressed in this Preliminary Placement Document with regard to us and the Equity Shares to be issued pursuant to the Issue are honestly held, have been reached after considering all relevant circumstances and are based on reasonable assumptions and information presently available to us. There are no other facts in relation to us and the Equity Shares to be issued pursuant to the Issue, the omission of which would, in the context of the Issue, make any statement in this Preliminary Placement Document misleading in any material respect. Further, all reasonable enquiries have been made by us to ascertain such facts and to verify the accuracy of all such information and statements.

Axis Capital Limited, Citigroup Global Markets India Private Limited, Credit Suisse Securities (India) Private Limited, J.P. Morgan India Private Limited, BNP Paribas, HSBC Securities and Capital Markets (India) Private Limited, SBI Capital Markets Limited and UBS Securities India Private Limited are acting as the Book Running Lead Managers to the Issue. In compliance with the proviso to Regulation 21A(1) of the Securities and Exchange Board of India (Merchant Bankers) Regulations, 1992, as amended, read with proviso to Regulation 174(2) of the SEBI ICDR Regulations, Axis Capital Limited will be involved only in marketing of the Issue. All references to shareholders and/or affiliates of Axis Capital Limited in this Preliminary Placement Document shall not include the Bank in its capacity as the Issuer.

The Book Running Lead Managers have not separately verified all the information contained in this Preliminary Placement Document (financial, legal or otherwise). Accordingly, neither the Book Running Lead Managers nor any of their respective shareholders, employees, counsels, officers, directors, representatives, agents or affiliates makes any express or implied representation, warranty or undertaking, and no responsibility or liability is accepted by the Book Running Lead Managers or by any of their respective shareholders, employees, counsels, officers, directors, representatives, agents or affiliates as to the accuracy or completeness of the information contained in this Preliminary Placement Document or any other information supplied in connection with us or the Equity Shares or distribution of this Preliminary Placement Document. Each person receiving this Preliminary Placement Document acknowledges that such person has not relied on either the Book Running Lead Managers or on any of their respective shareholders, employees, counsels, officers, directors, representatives, agents or affiliates in connection with such person's investigation of the accuracy of such information or such person's investment decision, and each such person must rely on its own examination of the Bank and the merits and risks involved in investing in the Equity Shares issued pursuant to the Issue.

No person is authorised to give any information or to make any representation not contained in this Preliminary Placement Document and any information or representation not so contained must not be relied upon as having been authorised by or on behalf of the Bank or the Book Running Lead Managers. The delivery of this Preliminary Placement Document at any time does not imply that the information contained in it is correct as on any time subsequent to its date.

The Equity Shares to be issued pursuant to the Issue have not been approved, disapproved or recommended by any regulatory authority in any jurisdiction, including the United States Securities and Exchange Commission ("SEC"), any other federal or state authorities in the United States, the securities authorities of any non-United States jurisdiction or any other United States or non-United States regulatory authority. No authority has passed on or endorsed the merits of the Issue or the accuracy or adequacy of this Preliminary Placement Document. Any representation to the contrary is a criminal offence in the United States and may be a criminal offence in other jurisdictions.

The Equity Shares have not been and will not be registered under the Securities Act and may not be offered or sold within the United States except pursuant to an exemption from, or in a transaction not subject to, the registration requirements of the Securities Act and applicable state securities laws. Accordingly, the Equity Shares are being offered and sold (a) in the United States only to persons reasonably believed to be U.S. QIBs in transactions exempt from the registration requirements of the Securities Act, and (b) outside the United States in offshore transactions in compliance with Regulation S under the Securities Act and the applicable laws of the jurisdictions where those offers and sales occur. The Equity Shares are transferable only in accordance with the restrictions described under the sections "*Selling Restrictions*" and "*Transfer Restrictions*" on pages 244 and 253, respectively. For the avoidance of doubt, the term U.S. QIBs does not

refer to a category of institutional investors defined under applicable Indian regulations and referred to in this Preliminary Placement Document as “QIBs”.

Subscribers and purchasers of the Equity Shares will be deemed to make the representations, warranties, acknowledgements and agreements set forth in “Representations by Investors”, “Selling Restrictions” and “Transfer Restrictions” on pages 5, 244 and 253, respectively of this Preliminary Placement Document.

This Preliminary Placement Document is being provided only to Eligible QIBs specified by the Book Running Lead Managers or their respective representatives, and those retained by such Eligible QIBs to advise them with respect to their purchase of the Equity Shares. Within the United States, this Preliminary Placement Document is being provided only to persons who are reasonably believed to be U.S. QIBs. Distribution of this Preliminary Placement Document to any person other than the offeree specified by the Book Running Lead Managers or their respective representatives, and those persons, if any, retained to advise such offeree with respect thereto, is unauthorised, and any disclosure of its contents, without prior written consent of the Bank, is prohibited. Any reproduction or distribution of this Preliminary Placement Document in the United States, in whole or in part, and any disclosure of its contents to any other person is prohibited. Each Bidder, by accepting delivery of this Preliminary Placement Document, agrees to observe the foregoing restrictions and make no copies of this Preliminary Placement Document or any offering material in connection with the Equity Shares.

The distribution of this Preliminary Placement Document and the offering of the Equity Shares may be restricted by law in certain countries or jurisdictions. As such, this Preliminary Placement Document does not constitute, and may not be used for or in connection with, an offer or solicitation by anyone in any jurisdiction in which such offer or solicitation is not authorised, or to any person to whom it is unlawful to make such offer or solicitation. In particular, no action has been taken by the Bank and the Book Running Lead Managers which would permit an offering of the Equity Shares or distribution of this Preliminary Placement Document in any country or jurisdiction, other than India, where action for that purpose is required. Accordingly, the Equity Shares may not be offered or sold, directly or indirectly, and neither this Preliminary Placement Document nor any offering material in connection with the Equity Shares may be distributed or published in or from any country or jurisdiction except under circumstances that will result in compliance with any applicable rules and regulations of any such country or jurisdiction. For a description of the restrictions applicable to the offer and sale of the Equity Shares in the Issue in certain jurisdictions, see “*Selling Restrictions*” on page 244.

In making an investment decision, prospective investors must rely on their own examination of the Bank and the terms of the Issue, including the merits and risks involved. Investors should not construe the contents of this Preliminary Placement Document or the Placement Document as legal, tax, accounting or investment advice. Investors should consult their own counsels and advisors as to business, legal, tax, accounting and related matters concerning the Issue. In addition, neither the Bank nor the Book Running Lead Managers are making any representation to any investor, subscriber, offeree or purchaser of the Equity Shares regarding the legality or suitability of an investment in the Equity Shares by such investor, subscriber, offeree or purchaser under applicable laws or regulations. Prospective investors of the Equity Shares should conduct their own due diligence on the Equity Shares and the Bank. If you do not understand the contents of this Preliminary Placement Document, you should consult an authorised financial advisor and/or legal advisor.

Each investor, subscriber, offeree or purchaser of the Equity Shares in the Issue is deemed to have acknowledged, represented and agreed that it is eligible to invest in India and in the Bank under Indian law, including Chapter VI of the SEBI ICDR Regulations, Section 42 of the Companies Act and Rule 14 of the PAS Rules, and is not prohibited by SEBI or any other statutory, regulatory or judicial authority from buying, selling or dealing in securities, including the Equity Shares.

The information available on or through the Bank’s website (www.axisbank.com), any website directly or indirectly linked to the website of the Bank, or the respective websites of the Book Running Lead Managers, or their respective affiliates, does not constitute nor form part of this Preliminary Placement Document and prospective investors should not rely on the information contained in or available through any such websites. This Preliminary Placement Document contains summaries of certain terms of certain documents, which are qualified in their entirety by the terms and conditions of such documents.

NOTICE TO INVESTORS IN THE UNITED STATES

The Equity Shares have not been recommended by any U.S. federal or state securities commission or regulatory authority. Furthermore, the foregoing authorities have not confirmed the accuracy or determined the adequacy of this Preliminary Placement Document or approved or disapproved the Equity Shares. Any representation to the

contrary is a criminal offence in the United States. In making an investment decision, investors must rely on their own examination of the Bank and the terms of the offer, including the merits and risks involved. The Equity Shares have not been and will not be registered under the Securities Act or any other applicable law of the United States and, unless so registered, may not be offered or sold within the United States except pursuant to an exemption from, or in a transaction not subject to, the registration requirements of the Securities Act and applicable state securities laws. Accordingly, the Equity Shares are being offered and sold (a) in the United States only to persons reasonably believed to be U.S. QIBs in transactions exempt from the registration requirements of the Securities Act and (b) outside the United States in compliance with Regulation S and the applicable laws of the jurisdiction where those offers and sales occur. The Equity Shares are transferable only in accordance with the restrictions described under the sections “*Selling Restrictions*” and “*Transfer Restrictions*” on pages 244 and 253, respectively.

NOTICE TO INVESTORS IN THE EUROPEAN ECONOMIC AREA

This Preliminary Placement Document has been prepared on the basis that all offers of Equity Shares in Member States of the European Economic Area (“**EEA**”) (each a “**Member State**”) will be made pursuant to an exemption under the Prospectus Regulation from the requirement to produce a prospectus for offers of Equity Shares. The expression “Prospectus Regulation” means Regulation (EU) 2017/1129 of the European Parliament and Council EC (and amendments thereto). Accordingly, any person making or intending to make an offer within the EEA of Equity Shares which are the subject of the placement contemplated in this Preliminary Placement Document should only do so in circumstances in which no obligation arises for the Bank or any of the Book Running Lead Managers to produce a prospectus for such offer. None of the Bank or the Book Running Lead Managers have authorized, nor do they authorize, the making of any offer of Equity Shares through any financial intermediary, other than the offers made by the Book Running Lead Managers which constitute the final placement of Equity Shares contemplated in this Preliminary Placement Document.

Information to Distributors (as defined below)

Solely for the purposes of the product governance requirements contained within: (a) EU Directive 2014/65/EU on markets in financial instruments, as amended (“**MiFID II**”); (b) Articles 9 and 10 of Commission Delegated Directive (EU) 2017/593 supplementing MiFID II; and (c) local implementing measures (together, the “**MiFID II Product Governance Requirements**”), and disclaiming all and any liability, whether arising in tort, contract or otherwise, which any “manufacturer” (for the purposes of the MiFID II Product Governance Requirements) may otherwise have with respect thereto, the Equity Shares have been subject to a product approval process, which has determined that such Equity Shares are: (i) compatible with an end target market of retail investors and investors who meet the criteria of professional clients and eligible counterparties, each as defined in MiFID II; and (ii) eligible for distribution through all distribution channels as are permitted by MiFID II (the “**Target Market Assessment**”). Notwithstanding the Target Market Assessment, “distributors” (for the purposes of the MiFID II Product Governance Requirements) (“**Distributors**”) should note that: the price of the Equity Shares may decline and investors could lose all or part of their investment; the Equity Shares offer no guaranteed income and no capital protection; and an investment in the Equity Shares is compatible only with investors who do not need a guaranteed income or capital protection, who (either alone or in conjunction with an appropriate financial or other adviser) are capable of evaluating the merits and risks of such an investment and who have sufficient resources to be able to bear any losses that may result therefrom. The Target Market Assessment is without prejudice to the requirements of any contractual, legal or regulatory selling restrictions in relation to the Offer.

For the avoidance of doubt, the Target Market Assessment does not constitute: (a) an assessment of suitability or appropriateness for the purposes of MiFID II; or (b) a recommendation to any investor or group of investors to invest in, or purchase, or take any other action whatsoever with respect to the Equity Shares. Each Distributor is responsible for undertaking its own target market assessment in respect of the Equity Shares and determining appropriate distribution channels.

NOTICE TO INVESTORS IN THE UNITED KINGDOM

The communication of this Preliminary Placement Document and any other document or materials relating to the issue of the Equity Shares offered hereby is not being made, and such documents and/ or materials have not been approved, by an authorised person for the purposes of Section 21 of the United Kingdom’s Financial Services and Markets Act 2000, as amended (the “**FSMA**”). Accordingly, such documents and/ or materials are not being distributed to, and must not be passed on to, the general public in the United Kingdom. The communication of such documents and/ or materials as a financial promotion is only being made to those persons in the United Kingdom falling within the definition of investment professionals (as defined in Article 19(5) of the Financial Services and Markets Act 2000 (Financial Promotion) Order 2005 (the “**Financial Promotion Order**”), or within

Article 49(2)(a) to (d) of the Financial Promotion Order, or to any other persons to whom it may otherwise lawfully be made under the Financial Promotion Order (all such persons together being referred to as “**relevant persons**”). In the United Kingdom, the Equity Shares offered hereby are only available to, and any investment or investment activity to which this Preliminary Placement Document relates will be engaged in only with, relevant persons. Any person in the United Kingdom that is not a relevant person should not act or rely on this Preliminary Placement Document or any of its contents.

NOTICE TO INVESTORS IN CERTAIN OTHER JURISDICTIONS

For information relating to investors in certain other jurisdictions, see the sections “*Selling Restrictions*” and “*Transfer Restrictions*” on pages 244 and 253, respectively.

REPRESENTATIONS BY INVESTORS

All references to “you” and “your” in this section are to the Bidders in the Issue. By bidding and/or subscribing to any Equity Shares under this Issue, you are deemed to have represented, warranted, acknowledged and agreed to the Bank and the Book Running Lead Managers, as follows:

1. You are a “**Qualified Institutional Buyer**”, as defined in Regulation 2(1)(ss) of the SEBI ICDR Regulations and not excluded pursuant to Regulation 179(2)(b) of the SEBI ICDR Regulations, having a valid and existing registration under applicable laws and regulations of India, and undertake to (i) acquire, hold, manage or dispose of any Equity Shares that are Allotted (hereinafter defined) to you in accordance with Chapter VI of the SEBI ICDR Regulations, the Companies Act and all other applicable laws; and (ii) comply with all requirements under applicable law in this relation, including reporting obligations / making necessary filings, including with the RBI, if any;
2. That you are eligible to invest in India under applicable law, including the RBI and FEMA Regulations (as defined hereinafter), and have not been prohibited by the SEBI or any other regulatory authority, statutory authority or otherwise, from buying, selling or dealing in securities or otherwise accessing capital markets in India;
3. You will provide the information as required under the Companies Act and the PAS Rules for record keeping by the Bank, including your name, complete address, phone number, e-mail address, permanent account number and bank account details;
4. If you are Allotted Equity Shares pursuant to the Issue, you shall not sell the Equity Shares so acquired for a period of one year from the date of Allotment (hereinafter defined), except on the floor of the Stock Exchange (additional restrictions apply if you are in the United States). For additional restrictions in this regard, please see the sections “**Selling Restrictions**” and “**Transfer Restrictions**” on pages 244 and 253, respectively;
5. You are aware that this Preliminary Placement Document has not been, and will not be, registered as a prospectus with the RoC under the Companies Act, the SEBI ICDR Regulations or under any other law in force in India and, no Equity Shares will be offered in India to the public or any members of the public in India or any other class of investors, other than Eligible QIBs. This Preliminary Placement Document has not been reviewed, verified or affirmed by the SEBI, the RBI, the Stock Exchanges or any other regulatory or listing authority and is intended only for use by Eligible QIBs. The Placement Document shall be filed with the Stock Exchanges for record purposes only and be displayed on the websites of the Bank and the Stock Exchange;
6. You are entitled to subscribe for and acquire the Equity Shares under the laws of all relevant jurisdictions applicable to you and that you have fully observed such laws and you have all necessary capacity and have obtained all necessary consents and authorities and complied and shall comply with all necessary formalities to enable you to participate in the Issue and to perform your obligations in relation thereto (including without limitation, in the case of any person on whose behalf you are acting, all necessary consents and authorisations to agree to the terms set out or referred to in this Preliminary Placement Document), and will honour such obligations;
7. Neither the Bank, the Book Running Lead Managers nor any of their respective shareholders, directors, officers, employees, counsels, representatives, agents or affiliates are making any recommendations to you or advising you regarding the suitability of any transactions it may enter into in connection with the Issue and your participation in the Issue is on the basis that you are not, and will not, up to the Allotment of the Equity Shares, be a client of the Book Running Lead Managers. Neither the Book Running Lead Managers nor any of their respective shareholders, directors, officers, employees, counsels, representatives, agents or affiliates has any duty or responsibility to you for providing the protection afforded to their clients or customers or for providing advice in relation to the Issue and are not in any way acting in any fiduciary capacity;
8. All statements other than statements of historical fact included in this Preliminary Placement Document, including, without limitation, those regarding our financial position, business strategy, plans and objectives of management for future operations (including development plans and objectives relating to our business), are forward-looking statements. Such forward-looking statements involve known and unknown risks, uncertainties and other important factors that could cause actual results to be materially

different from future results, performance or achievements expressed or implied by such forward-looking statements. Such forward-looking statements are based on numerous assumptions regarding the Bank's present and future business strategies and environment in which we will operate in the future. You should not place undue reliance on forward-looking statements, which speak only as of the date of this Preliminary Placement Document. None of the Bank, the Book Running Lead Managers or any of their respective shareholders, directors, officers, employees, counsel, representatives, agents or affiliates assumes any responsibility to update any of the forward-looking statements contained in this Preliminary Placement Document;

9. You are aware that the Equity Shares are being offered only to Eligible QIBs on a private placement basis and are not being offered to the general public, and the Allotment shall be on a discretionary basis at the discretion of the Bank in consultation with the Book Running Lead Managers;
10. You have made, or deemed to have made, as applicable, the representations, warranties, acknowledgments and undertakings as set out under "**Selling Restrictions**" and "**Transfer Restrictions**" on pages 244 and 253, respectively and you warrant that you will comply with such representations, warranties, acknowledgments and undertakings;
11. You have been provided a serially numbered copy of this Preliminary Placement Document, and have read it in its entirety, including in particular the "**Risk Factors**" on page 62;
12. You are not acquiring or subscribing for the Equity Shares as a result of any general solicitation or general advertising (as those terms are defined in Regulation D under the U.S. Securities Act) or directed selling efforts (as defined in Regulation S) and you understand and agree that offers and sales (a) in the United States, are being made in reliance on an exemption to the registration requirements of the Securities Act provided by Section 4(a)(2) under the Securities Act, Rule 144A or another available exemption from registration under the Securities Act, and the Equity Shares may not be eligible for resale under Rule 144A thereunder; and (b) outside the United States, are being made in offshore transactions in compliance with Regulation S.
13. In making your investment decision, you have (i) relied on your own examination of the Bank and the terms of the Issue, including the merits and risks involved, (ii) made your own assessment of the Bank, the Equity Shares and the terms of the Issue based on such information as is publicly available, (iii) consulted your own independent counsels and advisors or otherwise have satisfied yourself concerning, the effects of local laws (including tax laws), (iv) relied solely on the information contained in this Preliminary Placement Document and no other disclosure or representation by the Bank or any other party, (v) received all information that you believe is necessary or appropriate in order to make an investment decision in respect of the Bank and the Equity Shares, and (vi) relied upon your own investigation and resources in deciding to invest in the Issue;
14. Neither the Book Running Lead Managers nor any of their respective shareholders, directors, officers, employees, counsels, representatives, agents or affiliates, has provided you with any tax advice or otherwise made any representations regarding the tax consequences of purchase, ownership and disposal of the Equity Shares (including the Issue and the use of proceeds from the Equity Shares). You will obtain your own independent tax advice from a reputable service provider and will not rely on the Book Running Lead Managers or any of their respective shareholders, directors, officers, employees, counsels, representatives, agents or affiliates, when evaluating the tax consequences in relation to the Equity Shares (including, in relation to the Issue and the use of proceeds from the Equity Shares). You waive, and agree not to assert any claim against, either of the Book Running Lead Managers or any of their respective shareholders, directors, officers, employees, counsels, representatives, agents or affiliates, with respect to the tax aspects of the Equity Shares or as a result of any tax audits by tax authorities, wherever situated;
15. You are a sophisticated investor and have such knowledge and experience in financial, business and investment matters as to be capable of evaluating the merits and risks of the investment in the Equity Shares. You are experienced in investing in private placement transactions of securities of companies in a similar nature of business, similar stage of development and in similar jurisdictions. You and any managed accounts for which you are subscribing for the Equity Shares (i) are each able to bear the economic risk of the investment in the Equity Shares, (ii) will not look to the Bank and/or the Book Running Lead Managers or any of their respective shareholders (except , directors, officers, employees, counsels, representatives, agents or affiliates, for all or part of any such loss or losses that may be suffered in connection with the Issue, including losses arising out of non-performance by the Bank of any of its

respective obligations or any breach of any representations and warranties by the Bank, whether to you or otherwise; (iii) are able to sustain a complete loss on the investment in the Equity Shares, (iv) have no need for liquidity with respect to the investment in the Equity Shares, and (v) have no reason to anticipate any change in your or their circumstances or any accounts for which you are subscribing, financial or otherwise, which may cause or require any sale or distribution by you or them of all or any part of the Equity Shares. You are seeking to subscribe to the Equity Shares in the Issue for your own investment and not with a view to resell or distribute;

16. If you are acquiring the Equity Shares for one or more managed accounts, you represent and warrant that you are authorised in writing, by each such managed account to acquire the Equity Shares for each managed account and make the representations, warranties, acknowledgements, undertakings and agreements herein for and on behalf of each such account, reading the reference to 'you' to include such accounts;
17. You are not a 'promoter' of the Bank (as defined under the SEBI ICDR Regulations) , and are not a person related to any of the Promoters, either directly or indirectly and your Bid (hereinafter defined) does not directly or indirectly represent any Promoter or promoter group of the Bank or persons or entities related thereto;
18. You have no rights under a shareholders' agreement or voting agreement entered into with the Promoters or members of the promoter group of the Bank, no veto rights or right to appoint any nominee director on the Board of Directors of the Bank, other than the rights, if any, acquired in the capacity of a lender not holding any Equity Shares (a QIB who does not hold any Equity Shares and who has acquired the said rights in the capacity of a lender shall not be deemed to be a person related to our Promoters);
19. You have no right to withdraw your Bid or revise your Bid downwards after the Issue Closing Date (as defined herein);
20. You are eligible to Bid for and hold Equity Shares so Allotted together with any Equity Shares held by you prior to the Issue. Your aggregate holding after the Allotment of the Equity Shares shall not exceed the level permissible as per any applicable law;
21. The Bid made by you would not ultimately result in triggering an open offer under the SEBI (Substantial Acquisition of Shares and Takeover) Regulations, 2011, as amended ("**SEBI Takeover Regulations**");
22. To the best of your knowledge and belief, your aggregate holding, together with other Eligible QIBs in the Issue that belong to the same group or are under common control as you, pursuant to the Allotment under the Issue shall not exceed 50.00% of the Issue Size. For the purposes of this representation:
 - a. Eligible QIBs "belonging to the same group" shall mean entities where (a) any of them controls, directly or indirectly, through its subsidiary or holding company, not less than 15.00% of the voting rights in the other; (b) any of them, directly or indirectly, by itself, or in combination with other persons, exercise control over the others; or (c) there is a common director, excluding nominee and independent directors, amongst an Eligible QIBs, its subsidiary or holding company and any other QIB ; and
 - b. 'Control' shall have the same meaning as is assigned to it under the SEBI Takeover Regulations.
23. You are aware that after Allotment, final applications will be made for obtaining listing and trading approvals from the Stock Exchange, and that there can be no assurance that such approvals will be obtained on time or at all. Neither, the Bank nor the Book Running Lead Managers nor any of their respective shareholders, directors, officers, employees, counsels, representatives, agents or affiliates shall be responsible for any delay or non-receipt of such final listing and trading approvals or any loss arising therefrom;
24. You shall not undertake any trade in the Equity Shares credited to your beneficiary account with the Depository Participant until such time that the final listing and trading approvals for the Equity Shares are issued by the Stock Exchange;
25. You are aware that in terms of the requirements of the Companies Act, upon Allocation, the Bank will be required to disclose names and percentage of post-Issue shareholding of the proposed Allottees in the

Placement Document. However, disclosure of such details in relation to the proposed Allottees in the Placement Document will not guarantee Allotment to them, as Allotment in the Issue shall continue to be at the sole discretion of the Bank, in consultation with the Book Running Lead Managers;

26. You agree in terms of Section 42 of the Companies Act and Rule 14 of the PAS Rules, that the Bank shall make necessary filings with the RoC as may be required under the Companies Act;
27. You are aware that in accordance with Section 12B of the Banking Regulation Act no person (along with his relatives, associate enterprises or persons acting in concert with) can acquire or hold 5.00% or more of the total paid-up share capital of the Bank, or be entitled to exercise 5.00% or more of the total voting rights of the Bank, without prior approval of the RBI. Accordingly, you hereby represent that your (direct or indirect) aggregate holding in the paid-up share capital of the Bank, whether beneficial or otherwise:
- (i) after subscription to the Equity Shares in the Issue by your relatives, your associate enterprises or persons acting in concert with you, aggregated with any pre-Issue shareholding in the Bank of you, your relatives, your associate enterprises or persons acting in concert; or
 - (ii) after subscription to the Equity Shares in the Issue by you aggregated with any pre-Issue shareholding in the Bank of you, your relatives, your associate enterprises or persons acting in concert with you.

shall not amount to 5.00 % or more of the total paid-up share capital of the Bank or would not entitle you to exercise 5.00 % or more of the total voting rights of the Bank, except with the prior approval of the RBI;

28. You are aware that if you, together with any other Eligible QIBs belonging to the same group or under common control, are Allotted more than 5.00% of the Equity Shares in this Issue, the Bank shall be required to disclose the name of such Allottees and the number of Equity Shares Allotted to the Stock Exchanges and the Stock Exchanges will make the same available on their website and you consent to such disclosures being made by the Bank;
29. You are aware and understand that the Book Running Lead Managers have entered into a placement agreement with the Bank, whereby the Book Running Lead Managers have, subject to the satisfaction of certain conditions set out therein, severally and not jointly, undertaken to use their reasonable efforts to seek to procure subscription for the Equity Shares on the terms and conditions set out therein;
30. The contents of this Preliminary Placement Document are exclusively the responsibility of the Bank and that neither the Book Running Lead Managers nor any person acting on its or their behalf or any of the counsels or advisors to the Issue has or shall have any liability for any information, representation or statement contained in this Preliminary Placement Document or any information previously published by or on behalf of the Bank and will not be liable for your decision to participate in the Issue based on any information, representation or statement contained in this Preliminary Placement Document or otherwise. By accepting participation in the Issue, you agree to the same and confirm that the only information you are entitled to rely on, and on which you have relied in committing yourself to acquire the Equity Shares is contained in this Preliminary Placement Document, such information being all that you deem necessary to make an investment decision in respect of the Equity Shares, and you have neither received nor relied on any other information, representation, warranty or statement made by, or on behalf of, the Book Running Lead Managers or the Bank or any other person and neither the Book Running Lead Managers nor the Bank or any of their respective affiliates, including any view, statement, opinion or representation expressed in any research published or distributed by them and the Book Running Lead Managers and their respective affiliates will not be liable for your decision to accept an invitation to participate in the Issue based on any other information, representation, warranty, statement or opinion;
31. Neither the Book Running Lead Managers nor any of their respective affiliates have any obligation to purchase or acquire all or any part of the Equity Shares purchased by you in the Issue or to support any losses directly or indirectly sustained or incurred by you for any reason whatsoever in connection with the Issue, including non-performance by the Bank of any of its obligations or any breach of any representations and warranties by the Bank, whether to you or otherwise;
32. You are subscribing to the Equity Shares to be issued pursuant to the Issue in accordance with applicable laws and by participating in this Issue, you are not in violation of any applicable law, including but not

limited to the SEBI Insider Trading Regulations, the Securities and Exchange Board of India (Prohibition of Fraudulent and Unfair Trade Practices relating to Securities Market) Regulations, 2003, as amended, and the Companies Act;

33. Any dispute arising in connection with the Issue will be governed and construed in accordance with the laws of the Republic of India, and the courts in Mumbai, India, shall have exclusive jurisdiction to settle any disputes which may arise out of or in connection with this Preliminary Placement Document;
34. Either (i) you have not participated in or attended any investor meetings or presentations by the Bank or its agents with regard to the Bank or this Issue; or (ii) if you have participated in or attended any Bank presentations; (a) you understand and acknowledge that the Book Running Lead Managers may not have the knowledge of the statements that the Bank or its agents may have made at such Bank presentations and are therefore unable to determine whether the information provided to you at such meetings or presentations included any material misstatements or omissions, and, accordingly you acknowledge that Book Running Lead Managers have advised you not to rely in any way on any such information that was provided to you at such meetings or presentations, and (b) you confirm that, to the best of your knowledge, you have not been provided any material information that was not publicly available;
35. If you are within the United States, you are a U.S. QIB, who is acquiring the Equity Shares for your own account or for the account of an institutional investor who also meets the definition of a U.S. QIB, for investment purposes only, and not with a view to, or for reoffer or resale in connection with, the distribution (within the meaning of any United States securities laws) thereof, in whole or in part, and are not an affiliate of the Bank or a person acting on behalf of such an affiliate;
36. If you are outside the United States, you are subscribing for the Equity Shares in an “offshore transaction” within the meaning of Regulation S under the Securities Act, and are not the Bank or the Book Running Lead Managers’ affiliate or a person acting on behalf of such an affiliate;
37. You understand and agree that the Equity Shares are transferable only in accordance with the restrictions described under the sections “*Selling Restrictions*” and “*Transfer Restrictions*” on pages 244 and 253, respectively. Particularly, you represent and agree that you will only reoffer, resell, pledge or otherwise transfer the Equity Shares only (A) (i) to a person whom the beneficial owner and/or any person acting on its behalf reasonably believes is a U.S. QIB in transactions meeting the requirements of Rule 144A or another exemption from the registration requirements of the Securities Act or (ii) in an offshore transaction complying with Rule 903 or Rule 904 of Regulation S under the Securities Act and (B) in accordance with all applicable laws, including the securities laws of the states of the United States;
38. Each of the representations, warranties, acknowledgements and agreements set out above shall continue to be true and accurate at all times up to and including the Allotment, listing and trading of the Equity Shares in the Issue. You agree to indemnify and hold the Bank and the Book Running Lead Managers and their respective affiliates and their respective directors, officers, employees and controlling persons harmless from any and all costs, claims, liabilities and expenses (including legal fees and expenses) arising out of or in connection with any breach of the foregoing representations, warranties, acknowledgements, agreements and undertakings made by you in this Preliminary Placement Document. You agree that the indemnity set out in this paragraph shall survive the resale of the Equity Shares by, or on behalf of, the managed accounts; and
39. The Bank, the Book Running Lead Managers, their respective affiliates, directors, officers, employees and controlling persons and others will rely on the truth and accuracy of the foregoing representations, warranties, acknowledgements and undertakings, which are given to the Book Running Lead Managers on their own behalf and on behalf of the Bank, and are irrevocable. It is agreed that if any of such representations, warranties, acknowledgements and undertakings are no longer accurate, you will promptly notify the Bank and the Book Running Lead Managers.

OFFSHORE DERIVATIVE INSTRUMENTS

Subject to compliance with all applicable Indian laws, rules, regulations, guidelines and approvals in terms of Regulation 22 of the Securities and Exchange Board of India (Foreign Portfolio Investors) Regulations, 2014, as amended (“**SEBI FPI Regulations**”), FPIs (other than a Category III foreign portfolio investors and unregulated broad based funds which are classified as Category II FPI by virtue of their investment manager being appropriately regulated), including the affiliates of the Book Running Lead Managers, may issue, subscribe or otherwise deal in offshore derivative instruments (as defined under the SEBI FPI Regulations as any instrument, by whatever name called, which is issued overseas by an FPI against securities held by it that are listed or proposed to be listed on any recognised stock exchange in India or unlisted debt securities or securitised debt instruments, as its underlying) (all such offshore derivative instruments are referred to herein as “**P-Notes**”), for which they may receive compensation from the purchasers of such instruments. Further, in accordance with SEBI circular (bearing number CIR/IMD/FIIC/20/2014) dated 24 November 2014, FPIs are permitted to issue P-Notes to only those subscribers which meet the eligibility criteria as laid down in Regulation 4 of the SEBI FPI Regulations and which do not have any opaque structure(s), as defined under the SEBI FPI Regulations. Two or more subscribers of offshore derivative instruments having a common beneficial owner shall be considered together as a single subscriber of the offshore derivative instruments. In the event a prospective investor has investments as a FPI and as a subscriber of offshore derivative instruments, these investment restrictions shall apply on the aggregate of the FPI and offshore derivative instruments investments held in the underlying company. P-Notes may be issued only in favour of those entities which are regulated by any appropriate foreign regulatory authorities in the countries of their incorporation. Pursuant to its circular dated 10 June 2016, SEBI has introduced additional requirements applicable to offshore derivative instruments, including (i) KYC norms for issuers of offshore derivative instruments which require identification and verification of beneficial owners of entities subscribing to the offshore derivative instrument holding more than a prescribed threshold; (ii) the requirement for issuers to file suspicious transaction reports with the Indian Financial Intelligence Unit; and (iii) the requirement for the issuer to report details of intermediate transfers in the monthly reports on offshore derivative instruments submitted to SEBI. An FPI shall also ensure that no further issue or transfer of any instrument referred to above is made by or on behalf of it to any person other than such entities regulated by appropriate foreign regulatory authorities. P-Notes have not been, and are not being offered, or sold pursuant to this Preliminary Placement Document. This Preliminary Placement Document does not contain any information concerning P-Notes or the issuer(s) of any P-Notes, including, without limitation, any information regarding any risk factors relating thereto.

Any P-Notes that may be issued are not securities of the Bank and do not constitute any obligation of, claims on or interests in the Bank. The Bank has not participated in any offer of any P-Notes, or in the establishment of the terms of any P-Notes, or in the preparation of any disclosure related to any P-Notes. Any P-Notes that may be offered are issued by, and are the sole obligations of, third parties that are unrelated to the Bank. The Bank and the Book Running Lead Managers do not make any recommendation as to any investment in P-Notes and do not accept any responsibility whatsoever in connection with any P-Notes. Any P-Notes that may be issued are not securities of the Book Running Lead Managers and do not constitute any obligations of or claims on the Book Running Lead Managers. Respective affiliates of the Book Running Lead Managers which are Eligible FPIs may purchase the Equity Shares in the Issue, and may issue P-Notes in respect thereof, in each case to the extent permitted by applicable law.

Prospective investors interested in purchasing any P-Notes have the responsibility to obtain adequate disclosures as to the issuer(s) of such P-Notes and the terms and conditions of any such P-Notes from the issuer(s) of such P-Notes. Neither SEBI nor any other regulatory authority has reviewed or approved any P-Notes or any disclosure related thereto. Prospective investors are urged to consult their own financial, legal, accounting and tax advisors regarding any contemplated investment in P-Notes, including whether P-Notes are issued in compliance with applicable laws and regulations.

DISCLAIMER CLAUSE OF THE STOCK EXCHANGE

As required, a copy of this Preliminary Placement Document has been submitted to each of the Stock Exchange.

The Stock Exchanges do not in any manner:

1. warrant, certify or endorse the correctness or completeness of the contents of this Preliminary Placement Document;
2. warrant that our Equity Shares will be listed or will continue to be listed on the Stock Exchanges; or
3. take any responsibility for the financial or other soundness of the Bank, its Promoters, its management or any schemes or projects of the Bank.

It should not, for any reason be deemed or construed to mean that this Preliminary Placement Document has been cleared or approved by the Stock Exchange. Every person who desires to apply for or otherwise acquire any Equity Shares of the Bank may do so pursuant to an independent inquiry, investigation and analysis and shall not have any claim against the Stock Exchanges whatsoever, by reason of any loss which may be suffered by such person consequent to or in connection with, such subscription/acquisition, whether by reason of anything stated or omitted to be stated herein, or for any other reason whatsoever.

PRESENTATION OF FINANCIAL INFORMATION AND OTHER CONVENTIONS

Certain Conventions

In this Preliminary Placement Document, unless the context otherwise indicates or implies, references to ‘you,’ ‘your,’ ‘offeree,’ ‘purchaser,’ ‘subscriber,’ ‘recipient,’ ‘investors’ and ‘potential investor’ are to the prospective investors in the Issue, references to ‘the Bank,’ the ‘Issuer’ are to Axis Bank Limited, and references to ‘we,’ ‘our’ or ‘us’ are to Axis Bank Limited, together with its Subsidiaries on a consolidated basis.

In this Preliminary Placement Document, references to ‘US\$,’ ‘USD’ and ‘U.S. dollars’ are to the legal currency of the United States and references to ‘₹,’ ‘Rs.,’ ‘INR’ ‘Indian Rupees’ and ‘Rupees’ are to the legal currency of India. All references herein to the ‘U.S.’ or the ‘United States’ are to the United States of America and its territories and possessions. All references herein to “India” are to the Republic of India and its territories and possessions and the ‘Government’ or ‘GoI’ or the ‘Central Government’ or the ‘State Government’ are to the Government of India, central or state, as applicable.

References to the singular also refer to the plural and one gender also refers to any other gender, wherever applicable. The Bank has presented certain numerical information in this Preliminary Placement Document in “million” units or billion units. One million represents 1,000,000 and one billion represents 1,000,000,000.

Financial and Other Information

Financial Statements

The Bank maintains its books and records and publishes its financial statements in Indian Rupees.

The following financial statements of the Bank have been included in this Preliminary Placement Document:

1. special purpose unaudited reviewed condensed standalone financials of the Bank as of and for the three months ended 30 June 2019 along with the explanatory notes thereto, reviewed in accordance with the Standard on Review Engagements 2410, “Review of Interim Financial Information Performed by the Independent Auditor of the Entity” issued by the ICAI (the “**Special Purpose Condensed Standalone Financial Statements**”);
2. unaudited reviewed consolidated financial results of the Bank as of and for the three months ended 30 June 2019, with comparative information as of and for the three months ended 30 June 2018, along with the explanatory notes thereto, reviewed in accordance with the Standard on Review Engagements 2410, “Review of Interim Financial Information Performed by the Independent Auditor of the Entity” issued by the ICAI and submitted to the Stock Exchanges in accordance with the SEBI LODR Regulations (the “**Interim Consolidated Financial Statements**”);
3. audited standalone financial statements as of and for the Fiscal ended 31 March 2019, along with the respective schedules and notes thereto (the “**Fiscal 2019 Audited Standalone Financial Statements**”);
4. audited standalone financial statements as of and for the Fiscal ended 31 March 2018, along with the respective schedules and notes thereto (the “**Fiscal 2018 Audited Standalone Financial Statements**”);
5. audited standalone financial statements as of and for the Fiscal ended 31 March 2017, along with the respective schedules and notes thereto (the “**Fiscal 2017 Audited Standalone Financial Statements**”);
6. audited consolidated financial statements as of and for the Fiscal ended 31 March 2019, along with the respective schedules and notes thereto (the “**Fiscal 2019 Audited Consolidated Financial Statements**”);
7. audited consolidated financial statements as of and for the Fiscal ended 31 March 2018, along with the respective schedules and notes thereto (the “**Fiscal 2018 Audited Consolidated Financial Statements**”); and
8. audited consolidated financial statements as of and for the Fiscal ended 31 March 2017, along with the respective schedules and notes thereto (the “**Fiscal 2017 Audited Consolidated Financial Statements**” and, collectively with each of the foregoing, the “**Financial Statements**”).

The Bank's Financial Statements have been prepared in accordance with the accounting principles generally accepted in India ("**Indian GAAP**"), as applicable to banks, to comply with the statutory requirements prescribed under the third schedule of the Banking Regulation Act, the circulars, the notifications and guidelines issued by RBI from time to time and the accounting standards notified under the Companies Act.

Basis of Presentation

Unless otherwise specified, the financial information contained in this Preliminary Placement Document (i) as of 31 March 2019 and for Fiscal 2019 has been derived from the Fiscal 2019 Audited Standalone Financial Statements, (ii) as of 31 March 2018 and for Fiscal 2018 has been derived from Fiscal 2018 Audited Standalone Financial Statements; (iii) as of 31 March 2017 and for Fiscal 2017 has been derived from the Fiscal 2017 Audited Standalone Financial Statements; (iv) as of and for the three months period ended 30 June 2019 have been derived from the Special Purpose Condensed Standalone Financial Statements. Interim financial results are not necessarily indicative of results that may be expected for the full Fiscal year or any future reporting period. Indian GAAP differs from accounting principles with which prospective investors may be familiar in other countries, including generally accepted accounting principles followed in the U.S. ("**U.S. GAAP**") or International Financial Reporting Standards ("**IFRS**"). The Bank does not attempt to quantify the impact of U.S. GAAP or IFRS on the financial data included in this Preliminary Placement Document, nor does the Bank provide a reconciliation of its Financial Information to IFRS or U.S. GAAP. Accordingly, the degree to which the Financial Information prepared in accordance with Indian GAAP included in this Preliminary Placement Document will provide meaningful information is entirely dependent on the reader's familiarity with the respective Indian accounting policies and practices. Any reliance by persons not familiar with Indian accounting practices on the financial disclosures presented in this Preliminary Placement Document should accordingly be limited. For differences in accounting principles, please see the section entitled "***Risk Factors Indian accounting principles differ from those which prospective investors may be familiar with in other countries. In addition, the effects of the planned convergence with, and adoption of, IFRS are uncertain***" on page 87.

In addition, MCA, in its press release dated 18 January 2016, issued a roadmap for implementation of IND-AS converged with IFRS for non-banking financial companies, scheduled commercial banks, insurers, and insurance companies, which was subsequently confirmed by the RBI through its circular dated 11 February 2016. This circular required the Bank to prepare IND-AS based financial statements for the accounting period commencing 1 April 2018 with comparative financial statements for the accounting period on ending 31 March 2018. The implementation of IND-AS by banks requires certain legislative changes in the format of financial statements to comply with disclosures required by IND-AS. In April 2018, the RBI deferred the effective date for implementation of IND-AS by one year, by which point the necessary legislative amendments are expected to have been completed. By way of its notification dated 22 March 2019, the RBI further deferred the effective date for implementation of IND-AS until further notice, pending necessary legislative amendments to the Banking Regulation Act. The Bank shall be required to begin preparing financial statements in accordance with IND-AS in the future once the RBI notifies that the implementation of IND-AS will be mandatory for banks.

Unless otherwise stated, the Bank's financial information included in this Preliminary Placement Document (including the section entitled "***Management's Discussion and Analysis of Financial Condition and Results of Operations***") has been presented on a standalone basis, which does not reflect the financial performance or financial condition of the Bank's subsidiaries. Although the Bank possesses certain subsidiaries, it believes that the impact of those entities on the Bank's consolidated financial statements is not significant. Accordingly, the Bank's management primarily utilizes the Bank's standalone financial information to monitor the operational strength and performance of the Bank's business. For more information on the Bank's financial information on a consolidated basis, see the Bank's consolidated financial statements, which have been included in this Preliminary Placement Document. For more information on the Bank's subsidiaries, see "***Business – Subsidiaries***" on page 184.

Certain comparative financial data for Fiscal 2018 presented in the Fiscal 2019 Audited Standalone Financial Statements and Fiscal 2019 Audited Consolidated Financial Statements were reclassified from their previous presentation in the Fiscal 2018 Audited Standalone Financial Statements and Fiscal 2018 Audited Consolidated Financial Statements to conform to the presentation of the Fiscal 2019 Audited Standalone Financial Statements and Fiscal 2019 Audited Consolidated Financial Statements. The audited financial data for Fiscal 2018 presented in the Fiscal 2018 Audited Standalone Financial Statements and Fiscal 2018 Audited Consolidated Financial Statements are based on the financial statements as approved by the Bank's board of directors and have not been revised to account for the aforementioned changes. Therefore, the comparative financial data for Fiscal 2018 presented in the Fiscal 2019 Audited Standalone Financial Statements and Fiscal 2019 Audited Consolidated

Financial Statements may not be comparable to the audited financial data for Fiscal 2018 presented in the Fiscal 2018 Audited Standalone Financial Statements and Fiscal 2018 Audited Consolidated Financial Statements.

Further, certain comparative financial data for Fiscal 2017 presented in the Fiscal 2018 Audited Standalone Financial Statements and Fiscal 2018 Audited Consolidated Financial Statements were reclassified from their previous presentation in the Fiscal 2017 Audited Standalone Financial Statements and Fiscal 2017 Audited Consolidated Financial Statements to conform to the presentation of the Fiscal 2018 Audited Standalone Financial Statements and Fiscal 2018 Audited Consolidated Financial Statements. The audited financial data for Fiscal 2017 presented in the Fiscal 2017 Audited Standalone Financial Statements and Fiscal 2017 Audited Consolidated Financial Statements are based on the financial statements as approved by the Bank's board of directors and have not been revised to account for the aforementioned changes. Therefore, the comparative financial data for Fiscal 2017 presented in the Fiscal 2018 Audited Standalone Financial Statements and Fiscal 2018 Audited Consolidated Financial Statements may not be comparable to the audited financial data for Fiscal 2017 presented in the Fiscal 2017 Audited Standalone Financial Statements and Fiscal 2017 Audited Consolidated Financial Statements.

All numerical and financial information as set out and presented in this Preliminary Placement Document for the sake of consistency and convenience have been rounded off or expressed in whole figures. Accordingly, figures shown as totals in certain tables may not be an arithmetic aggregation of the figures which precede them.

The fiscal year of the Bank commences on April 1 of each calendar year and ends on 31 March of the succeeding calendar year, so, unless otherwise specified or if the context requires otherwise, all references to a particular 'Financial Year', 'Fiscal Year' or 'Fiscal' or 'FY' are to the twelve month period ended on 31 March of that year.

Non-GAAP Financial Measures

The Bank uses a variety of financial and operational performance indicators to measure and analyze its operational performance from period to period, and to manage its business. The Bank's management also uses other information that may not be entirely financial in nature, including statistical and other comparative information commonly used within the Indian banking industry to evaluate our financial and operating performance. The key financial and operational performance indicators and ratios are defined along with a brief explanation in the sections, "*Definitions and Abbreviations*", "*Management's Discussion and Analysis of Financial Condition and Results of Operations - Certain Non-GAAP Measures*" and "*Select Statistical Information*" on pages 21, 140 and 40 respectively.

These financial and operational performance indicators have limitations as analytical tools. As a result, these financial and operational performance indicators should not be considered in isolation from, or as a substitute for, analysis of the Bank's historical financial performance, as reported and presented in its financial statements. Further, these financial and operational performance indicators are not defined under Indian GAAP, and therefore, should not be viewed as substitutes for performance or profitability measures under Indian GAAP. While these financial and operational performance indicators may be used by other banks and financial institutions operating in the Indian banking industry, they may not be comparable to similar financial or performance indicators used by other banks or financial institutions. Other banks or financial institutions may use different financial or performance indicators or calculate these ratios differently, and similarly titled measures published by them may therefore not be comparable to those used by the Bank.

INDUSTRY AND MARKET DATA

Industry and market data used in this Preliminary Placement Document has been obtained or derived from publicly available information as well as various industry publications and sources.

Information regarding market position, growth rates, other industry data and certain industry forecasts pertaining to the businesses of the Bank contained in this Preliminary Placement Document consists of estimates based on data reports compiled by government bodies, data from other external sources and knowledge of the markets in which the Bank competes. Unless stated otherwise, the statistical information included in this Preliminary Placement Document relating to the industry in which the Bank operates has been reproduced from various trade, industry and government publications and websites.

The Bank has not commissioned any report for purposes of this Preliminary Placement Document. Industry and market data included in this Preliminary Placement Document has been obtained or derived from government bodies, professional organizations and analysts, data from other external sources including reports that have been prepared by the RBI, the National Payments Corporation of India and the Indian Banks' Association. Industry publications generally state that the information contained in such publications has been obtained from publicly available documents from various sources believed to be reliable but their accuracy and completeness are not guaranteed and their reliability cannot be assured. Accordingly, no investment decisions should be made on the basis of such information.

Although the Bank believes that the industry and market data used in this Preliminary Placement Document is reliable, it has not been independently verified by the Bank or the Book Running Lead Managers or any of their affiliates or advisors.

The extent to which the market and industry data used in this Preliminary Placement Document is meaningful depends on the reader's familiarity with and understanding of the methodologies used in compiling such data.

AVAILABLE INFORMATION

The Bank has agreed that, for so long as any Equity Shares are “restricted securities” within the meaning of Rule 144(a)(3) under the Securities Act, the Bank will, during any period in which it is neither subject to Section 13 or 15(d) of the U.S. Securities Exchange Act of 1934, as amended, nor exempt from reporting pursuant to Rule 12g3-2(b) thereunder, provide to any holder or beneficial owner of such restricted securities or to any prospective purchaser of such restricted securities designated by such holder or beneficial owner, upon the request of such holder, beneficial owner or prospective purchaser, the information required to be provided by Rule 144A(d)(4) under the Securities Act, subject to compliance with applicable provisions of Indian law.

FORWARD-LOOKING STATEMENTS

Certain statements contained in this Preliminary Placement Document that are not statements of historical fact constitute ‘forward-looking statements’. Investors can generally identify forward-looking statements by terminology such as “aim”, “anticipate”, “believe”, “continue”, “can”, “could”, “estimate”, “expect”, “intend”, “may”, “objective”, “plan”, “potential”, “project”, “pursue”, “shall”, “should”, “will”, “would”, or other words or phrases of similar import. Similarly, statements that describe the strategies, objectives, plans or goals of the Bank are also forward-looking statements. However, these are not the exclusive means of identifying forward looking statements.

All statements regarding our expected financial conditions, results of operations, business plans and prospects are forward-looking statements. These forward-looking statements include statements as to the Bank’s business strategy, planned projects, revenue and profitability (including, without limitation, any financial or operating projections or forecasts), new business and other matters discussed in this Preliminary Placement Document that are not historical facts. These forward-looking statements contained in this Preliminary Placement Document (whether made by the Bank or any third party), are predictions and involve known and unknown risks, uncertainties, assumptions and other factors that may cause the actual results, performance or achievements of the Bank to be materially different from any future results, performance or achievements expressed or implied by such forward-looking statements or other projections. All forward-looking statements are subject to risks, uncertainties and assumptions about the Bank that could cause actual results to differ materially from those contemplated by the relevant forward-looking statement. Important factors that could cause the actual results, performances and achievements of the Bank to be materially different from any of the forward-looking statements include, among others:

- (1) the Bank’s business is vulnerable to interest rate risk, and volatility in interest rates could adversely affect the Bank’s net interest margin, the value of its fixed income portfolio, its income from treasury operations, the quality of its loan portfolio and its financial performance;
- (2) the Bank’s level of non-performing assets is elevated, and if the level of its non-performing assets increases further and the overall quality of its loan portfolio deteriorates, the Bank’s business will suffer;
- (3) if regulatory and legal changes continue to impose increasingly stringent requirements regarding non-performing loans and provisioning for such loans, the Bank’s business will suffer;
- (4) the Bank has a high concentration of loans to certain borrowers, borrower groups and industry sectors and if a substantial portion of these loans become non-performing, the overall quality of the Bank’s loan portfolio, the Bank’s business and the prices of the Equity Shares could be adversely affected;
- (5) the Bank’s loan portfolio includes long-term project finance loans, which are particularly vulnerable to completion and other risks;
- (6) the Bank may not be successful in implementing its growth strategies or penetrating new markets;
- (7) the Bank may not be able to effectively manage the growth of its retail asset portfolio and maintain the quality of its retail loan portfolio;
- (8) the Bank’s failure to manage growth effectively may adversely impact the Bank’s business;
- (9) the Bank is subject to reserve capital, capital adequacy and liquidity requirements as stipulated by the RBI for domestic banks. The Bank’s inability to maintain adequate capital due to changes in regulations, a lack of access to capital markets, or otherwise may impact its ability to grow and support its business; and
- (10) the Bank’s securities and derivative financial instruments are subject to market price and liquidity variations due to changes in economic conditions and may produce material losses.

Additional factors that could cause actual results, performance or achievements to differ materially include but are not limited to, those discussed under the sections “*Risk Factors*”, “*Management’s Discussion and Analysis of Financial Condition and Results of Operations*”, “*Industry Overview*” and “*Business*” on pages 62, 105, 143 and 155, respectively. The forward-looking statements contained in this Preliminary Placement Document are based on the beliefs of, as well as the assumptions made by, and information currently available to, our management. Although we believe that the expectations reflected in such forward-looking statements are

reasonable at this time, we cannot assure investors that such expectations will prove to be correct. Given these uncertainties, investors are cautioned not to place undue reliance on such forward-looking statements. If any of these risks and uncertainties materialise, or if any of our underlying assumptions prove to be incorrect, our actual results of operations, cash flows or financial condition could differ materially from that described herein as anticipated, believed, estimated or expected. All subsequent written and oral forward-looking statements attributable to us are expressly qualified in their entirety by reference to these cautionary statements.

In any event, these statements speak only as of the date of this Preliminary Placement Document or the respective dates indicated in this Preliminary Placement Document. The Bank and the Book Running Lead Managers expressly disclaim any obligation or undertaking to release publicly any updates or revisions to any forward-looking statement contained herein to reflect any changes in the Bank's expectations with regard thereto or any change in events, conditions or circumstances on which any such statements are based.

ENFORCEMENT OF CIVIL LIABILITIES

The Bank is a limited liability company incorporated under the laws of India. Most of the Directors and Key Managerial Personnel of the Bank named therein are resident of India and all or a substantial portion of the assets of the Bank and such person are located in India. As a result, it may be difficult or impossible for investors outside India to effect service of process upon the Bank or such persons in India, or to enforce judgments obtained against such parties outside India.

India is not a party to any international treaty in relation to the recognition or enforcement of foreign judgments. Recognition and enforcement of foreign judgments is provided for under Section 13 and Section 44A of the Code of Civil Procedure, 1908, as amended (“**Civil Procedure Code**”). Section 13 of the Civil Procedure Code provides that a foreign judgment shall be conclusive regarding any matter directly adjudicated upon between the same parties or between parties under whom they or any of them claim litigating under the same title, except where: (i) the judgment has not been pronounced by a court of competent jurisdiction; (ii) the judgment has not been given on the merits of the case; (iii) it appears on the face of the proceedings that the judgment is founded on an incorrect view of international law or a refusal to recognise the law of India in cases in which such law is applicable; (iv) the proceedings in which the judgment was obtained were opposed to natural justice; (v) the judgment has been obtained by fraud, and (vi) where the judgment sustains a claim founded on a breach of any law in force in India. A foreign judgment which is conclusive under Section 13 of the Civil Procedure Code may be enforced either by a fresh suit upon the judgment or by proceedings in execution. Under Section 14 of the Civil Procedure Code, an Indian court shall, on production of any document purporting to be a certified copy of a foreign judgment, presume that the judgment was pronounced by a court of competent jurisdiction unless the contrary appears on the record; such presumption may be displaced by proving want of jurisdiction.

However, Section 44A of the Civil Procedure Code provides that where a foreign judgment has been rendered by a superior court, within the meaning of that Section, in any country or territory outside India which the Government has by notification declared to be a reciprocating territory, it may be enforced in India by proceedings in execution as if the judgment had been rendered by the competent court in India. However, Section 44A of the Civil Procedure Code is applicable only to monetary decrees not being in the nature of any amounts payable in respect of taxes or other charges of a like nature or in respect of a fine or other penalty and does not include arbitration awards.

The United Kingdom of Great Britain and Northern Ireland, Republic of Singapore and Hong Kong, amongst others have been declared by the Government of India to be a “reciprocating territory” for the purposes of Section 44A of the Civil Procedure Code, but the United States has not been so declared. A judgment of a court of a country which is not a reciprocating territory may be enforced only by a fresh suit upon the judgment and not by proceedings in execution. Such a suit has to be filed in India within three years from the date of the judgment in the same manner as any other suit filed to enforce a civil liability in India. A judgment of a superior court of a country which is a reciprocating territory may be enforced by proceedings in execution, and a judgment not of a superior court, by a fresh suit resulting in a judgment or order. The latter suit has to be filed in India within three years from the date of the judgment in the same manner as any other suit filed to enforce a civil liability in India. It is unlikely that a court in India would award damages on the same basis as a foreign court if an action were to be brought in India. Furthermore, it is unlikely that an Indian court would enforce foreign judgments if that court was of the view that the amount of damages awarded was excessive or inconsistent with public policy, and is uncertain whether an Indian court would enforce foreign judgments that would contravene or violate Indian law. Further, any judgment or award in a foreign currency would be converted into Rupees on the date of such judgment or award and not on the date of payment. A party seeking to enforce a foreign judgment in India is required to obtain approval from the RBI to repatriate outside India any amount recovered, and any such amount may be subject to income tax in accordance with applicable laws.

EXCHANGE RATES

Fluctuations in the exchange rate between the Rupee and foreign currencies will affect the foreign currency equivalent of the Rupee price of the Equity Shares on the Stock Exchanges. These fluctuations will also affect the conversion into foreign currencies of any cash dividends paid in Rupees on the Equity Shares.

The following table sets forth, for the periods indicated, information with respect to the exchange rates between the Rupee and the U.S. dollar (in Rupees per U.S. dollar), based on the reference rates released by the RBI/FBIL, which are available on the website of the RBI/FBIL.

<i>(₹ per US\$)</i>				
Period	Period End⁽¹⁾	Average⁽²⁾	High⁽³⁾	Low⁽⁴⁾
Fiscal Year:				
2019	69.17	69.89	74.39	64.93
2018	65.04	64.45	65.76	63.35
2017	64.84	67.09	68.72	64.84
Month end				
August 2019	71.76	71.15	72.18	69.06
July 2019	68.86	68.81	69.06	68.37
June 2019	68.92	69.44	69.84	68.92
May 2019	69.81	69.77	70.42	69.27
April 2019	69.84	69.43	70.14	68.49
March 2019	69.17	69.48	70.97	68.58

(Source: www.rbi.org.in and www.fbil.org.in)

1. The price for the period end refers to the price as on the last trading day of the respective fiscal year or monthly periods.
2. Average of the official rate for each Working Day of the relevant period.
3. Maximum of the official rate for each Working Day of the relevant period.
4. Minimum of the official rate for each Working Day of the relevant period.

Notes:

- (1) In the event that the RBI reference rate is not available on a particular date due to a public holiday, exchange rates of the previous working day has been disclosed; and
- (2) The high, low and average are based on the RBI reference rates and rounded off to two decimal places.

Although the Bank has translated selected Indian rupee amounts in this Preliminary Placement Document into U.S. dollars for convenience, this does not mean that the Indian rupee amounts referred to could have been, or could be, converted to U.S. dollars at any particular rate, the rates stated above, or at all. There are certain restrictions on the conversion of Indian rupees into U.S. dollars. The exchange rate on 17 September 2019 was ₹ 71.82 per U.S. \$1.00

DEFINITIONS AND ABBREVIATIONS

The Bank has prepared this Preliminary Placement Document using certain definitions and abbreviations which you should consider while reading the information contained herein.

The terms defined in this section shall have the meaning set out herein, unless specified otherwise in the context thereof, and references to any statute or regulations or policies shall include amendments thereto, from time to time.

The words and expressions used in this Preliminary Placement Document but not defined herein, shall have, to the extent applicable, the meaning ascribed to such terms under the Companies Act, the SEBI ICDR Regulations, the SCRA, the Depositories Act or the rules and regulations made thereunder. Notwithstanding the foregoing, terms used in the sections “**Taxation**” and “**Financial Information**” beginning on pages 265 and 307, respectively, shall have the meaning given to such terms in such sections.

Bank Related Terms

Term	Description
“The Bank” or “the Bank”	Axis Bank Limited, a public limited company incorporated under the Companies Act, 1956 and having its registered office at “Trishul”, Third Floor, Opposite Samartheshwar Temple, Law Garden, Ellisbridge, Ahmedabad 380 006, Gujarat, India
“We” or “us” or “our”	Collectively, the Bank and its Subsidiaries
Articles / Articles of Association / AoA	Articles of Association of the Bank, as amended
Audited Financial Statements or Financial Statements	Fiscal 2019 Audited Financial Statements, Fiscal 2018 Audited Financial Statements, Fiscal 2017 Audited Financial Statements and Interim Consolidated Financial Statements
Axis Trustee	Axis Trustee Services Limited
Board of Directors/Board	Board of Directors of the Bank
Committee of Whole-Time Directors	The Committee of our Board of Directors as disclosed in “ Board of Directors and Senior Management ” on page 209
Corporate Office	Axis House, C-2, Wadia International Centre, Pandurang Budhkar Marg, Worli, Mumbai 400 025, Maharashtra, India
Directors	The directors of the Bank
Equity Shares	Equity Shares of the Bank with a face value of ₹ 2 each
Fiscal 2017 Audited Financial Statements	Our standalone and consolidated financial statements for the Fiscal 2017 prepared in accordance with the Indian GAAP, as applicable to banks and Companies Act
Fiscal 2018 Audited Financial Statements	Our standalone and consolidated financial statements for the Fiscal 2018 prepared in accordance with the Indian GAAP, as applicable to banks and Companies Act
Fiscal 2019 Audited Financial Statements	Our standalone and consolidated financial statements for the Fiscal 2019 prepared in accordance with the Indian GAAP and Companies Act
GIC	General Insurance Corporation of India
Interim Consolidated Financial Statements	Our consolidated and reviewed financial statements for three months period ended 30 June 2019 prepared in accordance with the Indian GAAP, as applicable to banks and Companies Act
Key Managerial Personnel	The key managerial personnel of the Bank as identified/named in the “ Board of Directors and Senior Management ” on page 209
LIC	Life Insurance Corporation of India
Memorandum / Memorandum of Association / MoA	Memorandum of Association of the Bank, as amended
NIA	New India Assurance Company Limited
NIC	National Insurance Company Limited
Oriental Insurance	Oriental Insurance Company Limited
Promoters	Promoters of the Bank as per the definition provided in Regulation 2(1)(oo) of the SEBI ICDR Regulations and as reported to the Stock Exchange
Registered Office	“Trishul”, Third Floor, Opposite Samartheshwar Temple, Law Garden, Ellisbridge, Ahmedabad 380 006 Gujarat, India
RoC	Registrar of Companies, Ahmedabad
Shareholders	The holders of the Equity Shares from time to time
Special Purpose Standalone Financial Statements	Special purpose unaudited reviewed condensed standalone financials of the Bank as of and for the three months ended 30 June 2019 along with the notes thereto, prepared in accordance with the Standard on Review Engagements 2410, “Review of Interim Financial Information Performed by the Independent Auditor of the Entity” issued by the ICAI

Term	Description
Statutory Auditors	M/s Haribhakti & Co. LLP, Chartered Accountants appointed pursuant to a resolution of our Shareholders dated 20 June 2018
SUUTI	Specified Undertaking of Unit Trust of India
Subsidiaries	The subsidiaries of the Bank as set out under in “ <i>Business - Subsidiaries</i> ” on page 184
UIC	United India Insurance Company Limited

Issue Related Terms

Term	Description
Allocated /Allocation	Allocation of Equity Shares, in consultation with the Book Running Lead Managers, following the determination of the Issue Price to Eligible QIBs on the basis of Application Forms and Application Amount submitted by them, in compliance with Chapter VI of the SEBI ICDR Regulations
Allotment /Allotted	Allotment and issue of Equity Shares pursuant to the Issue
Allottees	Eligible QIBs to whom Equity Shares are issued pursuant to the Issue
Application Amount	With respect to a Bidder shall mean the aggregate amount paid by such Bidder at the time of submitting a Bid in the Issue
Application Form	Form (including any revisions thereof) which will be submitted by the Eligible QIBs for registering a Bid in the Issue
Bid(s)	Indication of an Eligible QIB’s interest, including all revisions and modifications of interest, as provided in the Application Form, to subscribe for the Equity Shares pursuant to the Issue
Bidder	Any prospective investor, being an Eligible QIB, who makes a Bid pursuant to the terms of this Preliminary Placement Document and the Application Form
Book Running Lead Managers or BRLMs	Axis Capital Limited, Citigroup Global Markets India Private Limited, Credit Suisse Securities (India) Private Limited, J.P. Morgan India Private Limited, BNP Paribas, HSBC Securities and Capital Markets (India) Private Limited, SBI Capital Markets Limited and UBS Securities India Private Limited
CAN / Confirmation of Allocation Note	Note, advice or intimation confirming the Allocation of Equity Shares to Successful Bidders confirming Allocation of Equity Shares to such Successful Bidders after determination of the Issue Price
Closing Date	The date on which Allotment of Equity Shares pursuant to the Issue shall be made, i.e., on or about [●], 2019
Designated Date	The date of credit of Equity Shares pursuant to the Issue to the Allottees’ demat accounts, as applicable to the relevant Allottees.
Eligible FPIs	FPIs that are eligible to participate in this Issue and do not include Category III FPI and unregulated broad based funds which are classified as Category II FPI by virtue of their investment manager being appropriately regulated who are not allowed to participate in the Issue
Eligible QIBs	QIBs, as defined under Regulation 2(1)(ss) of the SEBI ICDR Regulations that are eligible to participate in the Issue and which are not excluded pursuant to Regulation 179(2)(b) of the SEBI ICDR Regulations.
Escrow Account	Special non-interest bearing, no-lien, current bank account without any cheque or overdraft facilities, to be opened in the name and style “Axis Bank Ltd. QIP - Escrow Account 2019-20” with the Escrow Agent, subject to the terms of the Escrow Agreement into which the Application Amount payable by the Bidders in connection with the subscription to the Equity Shares pursuant to the Issue shall be deposited
Escrow Agent	Axis Bank Limited
Escrow Agreement	Agreement dated 19 September 2019, entered into by and amongst the Bank, the Escrow Agent and the Book Running Lead Managers for collection of the Application Amounts and remitting refunds, if any, of the amounts collected, to the Bidders
Floor Price	Floor price of ₹ 661.50 for each Equity Share, calculated in accordance with Chapter VI of the SEBI ICDR Regulations. The Bank may offer a discount on the Floor Price in accordance with the approval of the Shareholders accorded on 21 August 2019 and in terms of Regulation 176(1) of the SEBI ICDR Regulations
Issue	Offer and issuance of the Equity Shares to Eligible QIBs, pursuant to Chapter VI of the SEBI ICDR Regulations and the applicable provisions of the Companies Act and the rules made thereunder
Issue Closing Date	[●], 2019, the date after which the Bank (or Book Running Lead Managers on behalf of the Bank) shall cease acceptance of Application Forms and the Application Amount
Issue Opening Date	19 September 2019, the date on which the Bank (or the Book Running Lead Managers on behalf of the Bank) shall commence acceptance of the Application Forms and the Application Amount

Term	Description
Issue Period	Period between the Issue Opening Date and the Issue Closing Date, inclusive of both days during which Eligible QIBs can submit their Bids along with the Application Amount
Issue Price	₹ [●] per Equity Share
Issue Size	Aggregate size of the Issue, up to ₹ [●] million
Placement Agreement	Placement agreement dated 19 September 2019 by and among the Bank and the Book Running Lead Managers
Placement Document	Placement Document to be issued in accordance with Chapter VI of the SEBI ICDR Regulations and the provisions of the Companies Act and the rules made thereunder
Preliminary Placement Document	This Preliminary Placement Document cum application form, dated 19 September 2019 issued in accordance with Chapter VI of the SEBI ICDR Regulations and the provisions of the Companies Act and the rules made thereunder
QIB or Qualified Institutional Buyer	Qualified Institutional Buyer, as defined under Regulation 2(1)(ss) of the SEBI ICDR Regulations
QIP	Qualified institutions placement under Chapter VI of the SEBI ICDR Regulations and applicable provisions of the Companies Act read with the applicable provisions of the PAS Rules
Refund Amount	The aggregate amount to be returned to the Bidders who have not been Allocated Equity Shares for all or part of the Application Amount submitted by such Bidder pursuant to the Issue
Refund Intimation	The letter from the Bank to relevant Bidders intimating them of the Refund Amount, if any, to be refunded to their respective bank accounts
Relevant Date	19 September 2019, which is the date of the meeting in which the Committee of Whole-Time Directors decided to open the Issue
Stock Exchanges	BSE and NSE
Successful Bidders	The Bidders who have Bid at or above the Issue Price, duly paid the Application Amount and who will be Allocated Issue Shares

Conventional and General Terms / Abbreviations

Term/Abbreviation	Full Form
Rs. or Rupees	The lawful currency of India
AD	Authorised dealer
AGM	Annual General Meeting
AIF	Alternative Investment Fund
AML	Anti Money Laundering
ASE	Ahmedabad Stock Exchange
ATM	Automated Teller Machine
Banking Regulation Act	Banking Regulation Act, 1949, as amended
Basel II	Revised framework on "International Convergence of Capital Measurement and Capital Standards" by RBI for International Settlements
Basel III	A global regulatory framework for more resilient banks and banking systems (December 2010 (rev. June 2011)) published by the Bank for International Settlements. RBI issued guidelines on the implementation of Basel III capital regulations in India on 2 May 2012 and revised pursuant to Master Circular – Basel III Capital Regulations issued by RBI, dated 1 July 2015
BSE	BSE Limited
CAGR	Compounded Annual Growth Rate
CCI	Competition Commission of India
CDSL	Central Depository Services (India) Limited
CEO	Chief Executive Officer
CFO	Chief Financial Officer
CIN	Corporate Identity Number
Civil Procedure Code	Code of Civil Procedure, 1908
Companies Act	The Companies Act, 2013, read with the rules, regulations, clarifications and modifications thereunder
Competition Act	Competition Act, 2002
CRR	Cash Reserve Ratio
CSR	Corporate Social Responsibility
Depositories Act	Depositories Act, 1996
Depository or Depositories	A depository registered with SEBI under the SEBI (Depositories and Participants) Regulations, 2018
DP / Depository Participant	Depository participant as defined under the Depositories Act
EPS	Earnings Per Share, calculated as profit after tax for a Fiscal, divided by the weighted

Term/Abbreviation	Full Form
	average outstanding number of Equity Shares during that Fiscal
FBIL	Financial Benchmarks India Private Limited
FDI	Foreign Direct Investment
FEMA	Foreign Exchange Management Act, 1999
FEMA Regulations	The Foreign Exchange Management (Transfer or Issue of Security by a Person Resident Outside India) Regulations, 2017
Financial Year / Fiscal/FY	Period of 12 months ended 31 March of that particular year
Form PAS-4	The Form PAS-4 prescribed under the PAS Rules
FPI	Foreign Portfolio Investors as defined under the SEBI FPI Regulations and includes a person registered under the SEBI FPI Regulations
FSMA	Financial Services and Markets Act 2000, of the United Kingdom
FVCI	Foreign venture capital investors as defined under and registered with SEBI pursuant to the Securities and Exchange Board of India (Foreign Venture Capital Investors) Regulations, 2000 and registered with SEBI
GoI / Government	Government of India
GST	Goods and Service Tax
IBC	Insolvency and Bankruptcy Code, 2016 as amended
ICAI	The Institute of Chartered Accountants of India
IFRS	International Financial Reporting Standards of the International Accounting Standards Board
Ind AS	Indian Accounting Standards
India	Republic of India
Insider Trading Regulations	The SEBI (Prohibition of Insider Trading) Regulations, 2015
KYC	Know Your Customer
MCA	Ministry of Corporate Affairs, GoI
MD	Managing Director
MSME	Micro, Small And Medium Enterprise
Mutual Fund	Mutual fund registered with SEBI under the Securities and Exchange Board of India (Mutual Funds) Regulations, 1996
NBFC	Non-Banking Financial Corporation
NRE	Non-Resident (External)
NRO	Non-Resident Ordinary
NSDL	National Securities Depository Limited
NSE	National Stock Exchange of India Limited
p.a.	Per annum
PAN	Permanent Account Number
PAS Rules	Companies (Prospectus and Allotment of Securities) Rules, 2014, as amended
PAT	Profit after tax
PBT	Profit before tax
P-Notes	Offshore derivative instruments, by whatever name called, which are issued overseas by an FPI against securities held by it that are listed or proposed to be listed on any recognised stock exchange in India or unlisted debt securities or securitised debt instruments, as its underlying
RBI	Reserve Bank of India
Regulation S	Regulation S under the Securities Act
SCR (SECC) Rules	Securities Contracts (Regulation) (Stock Exchanges and Clearing Corporations) Regulations, 2012
SCRA	Securities Contracts (Regulation) Act, 1956
SCRR	Securities Contracts (Regulation) Rules, 1957
SEBI	Securities and Exchange Board of India
SEBI Act	Securities and Exchange Board of India Act, 1992
SEBI FPI Regulations	Securities and Exchange Board of India (Foreign Portfolio Investors) Regulations, 2014
SEBI ICDR Regulations	Securities and Exchange Board of India (Issue of Capital and Disclosure Requirements), 2018
SEBI Listing Regulations	Securities and Exchange Board of India (Listing Obligations and Disclosure Requirements) Regulations, 2015
SEBI Takeover Regulations	Securities and Exchange Board of India (Substantial Acquisition of Shares and Takeover) Regulations, 2011
Securities Act	The U.S. Securities Act of 1933
SLR	Statutory Liquidity Ratio
U.S. GAAP	Generally accepted accounting principles followed in the U.S.
U.S. or United States	United States of America

Term/Abbreviation	Full Form
US\$ or U.S. dollars or USD	U.S. dollars, the lawful currency of the United States

Technical and Industry Terms

Term/Abbreviation	Full Form
Additional Tier I capital	Comprises Innovative perpetual debt instruments and perpetual non-cumulative preference shares eligible for inclusion in Tier I Capital as prescribed in extant RBI guidelines
AFS	Available for sale
ALCO	Asset liability committee
ANBC	Adjusted net bank credit
Average cost of deposits	Ratio of interest expense on deposits to the average of total deposits for the period (as appropriate)
Average cost of interest-bearing liabilities	Ratio of total interest expense to average interest-bearing liabilities for the period (as appropriate)
Average cost of non-retail term deposits	Ratio of total interest expense on non-retail term deposits to average of total non-retail term deposits (as appropriate)
Average cost of term deposits	Ratio of interest expense on term deposits to the average of total term deposits for the period (as appropriate)
Average yield on investments	Ratio of interest income on investments divided by the total average investments for the period (as appropriate)
Basel Committee	Basel Committee on Banking Supervision
BIFR	Board of Industrial and Financial Reconstruction
BPLR	Benchmark prime lending rate
bps	Basis points
CAP	Corrective action plan
CAR	Capital adequacy ratio
CASA	Current account (demand deposit) saving account
CBLO	Collateralized borrowing and lending obligations
CCF	Credit Conversion Factor
CD	Certificate of deposit
CDR	Corporate debt restructuring
CET I	Common equity tier 1
CET I capital	Common equity is recognized as the highest quality component of capital and is the primary form of funding which ensures that a bank remains solvent. It comprises paid-up equity capital, share premium, statutory reserves, capital reserves (representing surplus arising out of sale proceeds of assets), other disclosed free reserves, if any and eligible balance in profit and loss account as reduced by regulatory adjustments/ deductions applied in the calculation of the common equity tier I capital as prescribed in extant RBI guidelines
CP	Commercial paper
CRAR	Capital to risk-weighted asset ratio
Documentary credit	Acceptances, endorsements and other obligations
FIMMDA	Fixed Income Money Market and Derivatives Association of India
GNPA	Gross non-performing asset
HFT	Held of trading
HQLAs	High quality liquid assets
HTM	Held to maturity
IFCs	Infrastructure Finance Companies
IT	Information technology
JLF	Joint Lenders Forum
LAF	Liquidity adjustment facility
LCR	Liquidity coverage ratio
LGD	Loss Given Default
Master Direction	The Reserve Bank of India (Priority Sector Lending – Targets and Classification) Directions, 2016 dated 7 July 2016
MCLR	Marginal cost of funds based lending rate
MSF	Marginal standby facility
NABARD	The National Bank for Agriculture and Rural Development
Net interest income	Interest earned less interest expended; for more information, see “ <i>Our Business</i> ”
Net interest margin	the ratio of net interest income to average interest-earning assets
NNPA	Net non-performing asset
NOFHC	Non-Operative Financial Holding Company
NSFR	Net stable funding ratio
PFIC	Passive foreign investment company

Term/Abbreviation	Full Form
POS	Point of sale
PSL	Priority sector lending
PVBP	Price value of a basis point
RBI Act	The Reserve Bank of India Act, 1934, as amended
RBI Basel III Capital Regulations	Guidelines issued by RBI on the implementation of Basel III capital regulations in India on 2 May 2012, as revised
Repo Rate	Re-purchase option rate; the annual rate at which RBI lends to other banks in India
Reverse Repo Rate	The rate at which RBI borrows money from banks in India
RWA	Risk-weighted assets
S4A	Scheme for sustainable structuring of stressed assets
SARFAESI Act	The Securitization and Reconstruction of Financial Assets and Enforcement of Security Interest Act, 2002, as amended
SBI	The State Bank of India
SCB	Scheduled commercial bank
SDR	Strategic Debt Restructuring Scheme
SMA	Special mention account
SME	Small and medium enterprise
Tier I capital	Tier I capital is the going-concern capital. From regulatory capital perspective, going-concern capital is the capital which can absorb losses without triggering bankruptcy of a bank. Tier I capital is comprised of the CET I capital and the Additional Tier I capital
Tier II capital	Tier II capital is the gone-concern capital. From regulatory capital perspective, gone-concern capital is the capital which will absorb losses only in a situation of liquidation of a bank. Tier II capital is comprised of eligible debt capital instruments as specified under regulatory requirements, general provisions and loss reserves as prescribed by the RBI (up to a maximum of 1.25% of total credit risk-weighted assets), revaluation reserves at a discount of 55.00%, as reduced by regulatory adjustments/ deductions applied in the calculation of the Tier II capital as prescribed in extant RBI guidelines
VaR	Value at risk
Yield on advances	Ratio of interest income on advances to the average of total advances for the period (as appropriate)
YTM	Yield to maturity

SUMMARY OF BUSINESS

Overview

The Bank is a leading private sector bank and financial services company in India offering a wide range of products and services to corporate and retail customers through a variety of delivery channels. The Bank commenced operations in April 1994 and, over the last 25 years, has grown both in terms of the size of its asset base and its physical network of branches, extension counters and ATMs.

As at 31 March 2019, the Bank was the third largest private sector bank in India in terms of total assets, based on public filings of private sector banks. The Bank's total assets as at 31 March 2019 and 30 June 2019 were ₹ 8,009.97 billion and ₹ 7,745.66 billion, respectively, and the Bank's net advances and deposits as at 31 March 2019 amounted to ₹ 4,947.98 billion and ₹ 5,484.71 billion, respectively, and as at 30 June 2019 amounted to ₹ 4,972.76 billion and ₹ 5,406.78 billion, respectively.

The Bank's primary business consists of commercial banking operations for Indian corporate and retail customers. The Bank provides a range of commercial banking products and services, including loan products, fee and commission-based products and services, deposit products and foreign exchange and derivatives products to India's leading corporations, middle market companies and small and medium enterprises. The Bank's retail operations primarily consist of retail lending and deposit taking and distribution of third party insurance and investment products. The Bank also offers agricultural and rural banking products.

The Bank delivers its products and services through a variety of channels, including bank branches, ATMs, call centers, the internet and mobile phones. As at 30 June 2019, the Bank had a growing network of 4,094 branches and extension counters, 11,950 ATMs and 5,066 cash deposit and withdrawal machines distributed across 2,380 locations in India. In addition to the Bank's extensive branch and ATM network, the Bank also offers telephone banking in various cities, as well as Internet banking and mobile banking facilities. The Bank has ten overseas offices, with branches in Colombo, DIFC, Hong Kong, Shanghai and Singapore and representative offices in Dubai, Abu Dhabi, Sharjah, and Dhaka and a subsidiary in London. The Bank also has an offshore banking unit at the International Financial Service Centre located at the Gujarat International Finance Tec-City in Gandhinagar, India. The Bank's foreign branches primarily offer corporate banking, trade finance and treasury and risk management services.

The Bank's principal business activities are divided into the following main business units:

- Retail Banking;
- Wholesale Banking; and
- Treasury.

The Bank's core income stream is comprised of interest income earned from its retail, corporate and SME loan portfolios, as well as from its money-market operations and investment portfolio. The Bank also earns fee and commission income from the processing of loans, documentary credits, bank guarantees, placements and syndication, service charges, cash management services, advisory services, depository services, capital market services, ATM interchange and cards, remittance, wealth management and sale of third party products.

Since 2011, the Bank has experienced significant growth in its customer and geographical base, which expanded to approximately 24 million retail saving customer accounts as at 30 June 2019. The Bank's total assets have increased from ₹ 6,913.30 billion as at 31 March 2018 to ₹ 8,009.97 billion as at 31 March 2019 and ₹ 7,745.66 billion as at 30 June 2019, with net retail advances (retail advances net of provisions) increasing from ₹ 2,064.65 billion as at 31 March 2018 to ₹ 2,458.12 billion as at 31 March 2019 and ₹ 2,582.05 billion as at 30 June 2019. Furthermore, total deposits grew from ₹ 4,536.23 billion as at 31 March 2018 to ₹ 5,484.71 billion as at 31 March 2019 and ₹ 5,406.78 billion as at 30 June 2019. The Bank's network grew from 13,814 ATMs and 2,263 cash deposit and withdrawal machines as at 31 March 2018 to 11,801 ATMs and 4,917 cash deposit and withdrawal machines as at 31 March 2019 and 11,950 ATMs and 5,066 cash deposit and withdrawal machines as at 30 June 2019.

After enduring a challenging period in fiscals 2017 and 2018, driven primarily by a decline in the credit quality of the Bank's corporate clients, the Bank has responded by taking several steps to reorient itself back onto a path of profitability and sustainable growth. As part of these measures, the Bank has bolstered its risk management

framework and implemented several steps to improve its policies, structures and processes. These measures have included:

- Implementation of an independent credit underwriting function with internal accountability;
- Increased portfolio diversification to decrease concentration risks, including lesser exposure to project loans and increased focus on transaction banking and working capital businesses;
- Focus on a higher quality credit portfolio, with fresh originations predominantly from entities rated A- or better;
- Strengthened credit monitoring and improved early warning systems for potential stress; and
- Improved collections through optimized queuing strategy and channel selection.

The Bank has already begun to observe the positive effects of these measures. The Bank's net profit increased from ₹ 2.76 billion in fiscal 2018 to ₹ 46.77 billion in fiscal 2019. In addition, these positive trends have remained into the three months ended 30 June 2019, with net profit increasing from ₹ 7.01 billion in the three months ended 30 June 2018 to ₹ 13.70 billion in the three months ended 30 June 2019.

The Bank believes that it is now well-positioned to capitalize on future growth opportunities, and expects to be more resilient to credit cycles in the future. The Bank is now focused on gathering momentum to deliver performance in line with its past trends, and to do so on a sustainable and consistent basis.

Competitive Strengths

The Bank considers the following to be its principal competitive strengths:

Demonstrated track record of robust balance sheet growth through various business cycles

The Bank has significantly expanded its business since commencing operations in April 1994. Moreover, almost all of the Bank's balance sheet growth has been achieved organically over time rather than through acquisitions.

Despite the recent credit difficulties faced by the Indian banking sector in fiscals 2016 through 2018, which also negatively affected the Bank's profitability, the Bank's assets and liabilities continued to grow from 31 March 2017 to 31 March 2019 at a 15.40% CAGR. Over that same period, the Bank's deposits grew at a 15.05% CAGR, and the Bank's loan portfolio grew at a 15.16% CAGR. The Bank believes that its combination of diverse product offerings and a customer-focused approach has enabled it to structure solutions to meet its customers' needs, resulting in sustained business growth even in recent difficult market conditions.

The Bank believes that its demonstrated track record of delivering balance sheet growth over time throughout various business cycles is evidence of its growth mentality, resilience and adaptability, which the Bank sees as distinct advantages in continuing to grow into the future.

Growing retail business franchise

Although the Retail Banking business unit has historically represented a smaller portion of the Bank's assets and interest income than the Wholesale Banking business unit, it has been growing in recent years, and has become a key revenue driver for the Bank. This recent growth in the Retail Banking business unit's interest income and fee income reflects the strength and diversity of the Bank's core earning streams.

Bank's net retail advances have increased from ₹ 1,679.93 billion as at 31 March 2017 to ₹ 2,064.65 billion as at 31 March 2018, ₹ 2,458.12 billion as at 31 March 2019 and ₹ 2,582.05 billion as at 30 June 2019, which has resulted in an increasing proportion of the Bank's net retail advances to the Bank's total advances, from 45.03% in fiscal 2017 to 46.96% in fiscal 2018, 49.68% in fiscal 2019 and 51.92% in the three months ended 30 June 2019.

In addition to loans and other interest-generating products, the Retail Banking business unit also generates fee income from services such as credit cards, foreign exchange cards, mobile payments and point-of-sale payments, among others. The Bank expects its fee-generating retail businesses to be key revenue drivers for the Bank in future years. These retail businesses also allow the Bank to effectively cross sell its other products, such as deposit, wealth management and other services.

As the Indian economy continues to grow and India's middle class continues to expand, retail banking is expected to be an important source of future growth and profitability in the banking sector. Accordingly, the Bank believes that its increasing presence in the retail banking space provides it with a competitive advantage over its competitors.

Strong brand recognition and extensive reach through a large and growing distribution network

The Bank's long-standing leadership role in the Indian banking sector, including over 25 years of banking operations, has created one of the most valuable banking brands in India. The Bank believes its strong brand recognition provides it with a powerful platform from which to market its products and services, and that its extensive nationwide distribution network, in turn, reinforces the Bank's brand awareness.

The Bank has a nationwide distribution network with one of the largest number of branch outlets among private sector banks in India, and it has continued to leverage its strong brand recognition to expand its network even further. Between 31 March 2017 and 30 June 2019, net 790 new branches and extension counters, 1,504 new ATMs and cash deposit and withdrawal machines were added. As at 30 June 2019, the Bank had a network of 4,094 branches and extension counters and 11,950 ATMs and 5,066 cash deposit and withdrawal machines spread over 2,380 cities and towns in India.

Through its extensive distribution network, the Bank offers a wide array of traditional asset and liability products and services to its customers, and is continually working to offer additional products to meet the needs of its diverse customer base. The Bank's distribution network is further complemented by its digital platforms, including online and mobile banking solutions, which offer 24-hour access to customer accounts and the ability to conduct routine banking transactions, such as online bill payment and application for loans. The Bank believes this extensive nationwide network provides it with a strong sales platform, which enables the Bank to cross-sell its products and to deliver high-quality and convenient services to its customers.

In particular, the Bank's distribution network provides access to an extensive depositor base, which provides the Bank with funding depth and a relatively low-cost deposit pool which helps to grow its business. The Bank's target depositor base consists of retail depositors, corporates and SMEs that the Bank believes choose its network because of its strong brand, the convenience of its branch locations, convenient access to ATMs and remote banking services, as well as diverse product offerings. As at 31 March 2019 and 30 June 2019, the Bank had savings and demand account deposits totaling ₹ 2,433.9 billion and ₹ 2,234.74 billion, respectively.

Leadership in cashless and digital banking with an established technology platform

The Bank believes it is well-positioned to build its digital capabilities, and has made significant investments in technology and digital analytics to underwrite and manage risks and optimize costs. By establishing an IT system that effectively integrates customer service channels, Internet banking, customer service systems and telephone banking including personalized mobile banking and information platforms, the Bank is able to provide its management team with relevant financial and operational data on a real-time basis and better serve the Bank's customers in an efficient and effective manner.

The Bank has continuously invested in key technological platforms like mobility, artificial intelligence, blockchain and other new-age technologies that provide an edge in its offerings to customers. In addition, the Bank has leveraged artificial intelligence and machine learning to increase operating efficiencies and customer experience.

In fiscal 2018, the Bank acquired Freecharge Payment Technologies Private Ltd. and Accelyst Solutions Private Ltd. as its subsidiaries with the goal of improving the digitization of its financial services. Since then, the Bank has increasingly offered pre-approved loans and stepped up the pace of digital lending. The contribution of digital lending in personal loans increased from 22% in fiscal 2018 to 43% in fiscal 2019.

In addition, the Bank has established itself as a leading player in the cashless and digital payments space. In fiscal 2019, the Bank launched the "One Raipur" common payment system for Raipur Smart City. The Bank also launched "Axis Tap & Pay", a mobile application for making contactless payment at merchant terminals, as well as an in-home "Smart bill pay" initiative that allows users to pay their utility bills by scanning a QR code.

The Bank is now focused on evolving from a leading digital payments platform to a full digital financial services platform, which the Bank believes will help to acquire young, digitally-conscious customers. The Bank is also investing in setting up a digital bank.

Upgraded credit risk management and improving asset quality

The Retail Banking business unit's asset portfolio exhibits a significant level of diversification. In addition, the Bank continues to strengthen its Wholesale Banking business unit's risk management function, which has significantly improved the quality of that business unit's portfolio as well. The Bank believes these improvements in its risk management framework provide a distinct competitive advantage which is expected to enable the Bank to improve the profitability of its loan products and grow its asset portfolio on a sustainable basis.

The Bank strengthens its risk management and internal control capabilities on an ongoing basis by improving its policies and procedures and periodically introducing new and sophisticated risk management tools. In view of the lessons learned during the last credit cycle, the Bank has shifted toward more prudent risk taking with more conservative policies. The Bank's Wholesale Banking business unit has shifted its strategy toward greater portfolio diversification, decreased concentration in specific industries and project loans, and an increased focus on doing business with more highly rated corporates. The Bank recently segregated its credit underwriting function from its Wholesale Banking businesses, which now requires independent validation of internal ratings. The Bank has also put in place a risk data management framework to improve the quality of loan data, established a formal risk appetite framework for its Wholesale Banking business unit, and implemented stronger credit rating methodologies and an improved early warning system for potential stresses.

As a result, the Bank's asset quality metrics improved materially in fiscal 2019 after experiencing a challenging period in the two preceding fiscal years, and these trends remained on a positive trajectory into the three months ended 30 June 2019. As at 31 March 2017, 2018 and 2019 and 30 June 2019, gross NPAs totalled ₹ 212.81 billion, ₹ 342.49 billion, ₹ 297.89 billion and ₹ 294.05 billion, respectively, while net NPAs totalled ₹ 86.27 billion, ₹ 165.92 billion, ₹ 112.76 billion and ₹ 110.37 billion, respectively. The net NPA ratio (net NPAs as a percentage of net customer assets) as at 31 March 2017, 31 March 2018, 31 March 2019 and 30 June 2019 were 2.11%, 3.40%, 2.06% and 2.04%, respectively. In addition, the proportion of the Bank's standard corporate exposure that is rated A- or better improved from 68% and 77% as at 31 March 2017 and 2018, respectively, to 82% and 83% as at 31 March 2019 and 30 June 2019. In both fiscal 2019 and in the three months ended 30 June 2019, approximately 95% of new loans in the corporate book were to companies rated A- and above.

In line with these improvements in the Bank's asset quality metrics, the Bank's net profit increased from ₹ 2.76 billion in fiscal 2018 to ₹ 46.77 billion in fiscal 2019. These positive trends have continued into the three months ended 30 June 2019, with net profit increasing from ₹ 7.01 billion in the three months ended 30 June 2018 to ₹ 13.70 billion in the three months ended 30 June 2019.

The Bank has continued to invest in stronger risk management and analytical capabilities to better analyze, monitor and mitigate credit risks. The Bank expects this will provide it with a stable platform to realize its strategic objectives of increased profitability and sustainable growth.

Broad product offering to meet financial needs of customers

The Bank offers a universal banking platform spanning across diverse business units and several specialized subsidiaries, which provides the Bank with a comprehensive operational base and a large number of customer relationships from which to cross-sell its products and services. The Bank is able to provide this wide range of products across its physical and digital network, meaning it can provide customers across several market sectors with similar banking products and services, which the Bank believes is a substantial competitive advantage. In addition, the Bank's wide range of products and focus on superior service and execution also creates multiple cross-selling opportunities and, helps with customer retention. For example, the Bank's large network of existing corporate banking customers enable the Bank to leverage those relationships to obtain referrals to other companies and to high-net worth individuals, which the Bank sees as a distinct competitive advantage. In addition, by establishing itself as a one-stop financial center for its customers under the Bank's "One Axis" vision, the Bank is able to employ an integrated approach to cross-selling its products and services. For example, the Bank is able to cross-sell its products and services like savings accounts, term deposits, insurance, mutual fund investments and credit cards. The Bank sees this as a core strength enabling it to strengthen its existing customer relationship and to acquire new customers across various sectors.

Experienced and revamped management team

The Bank's senior management team comprise career banking professionals who have significant experience in the banking and financial services sector. The Bank believes the collective industry knowledge and leadership of

its senior management team and their record of accomplishment in responding to challenging market conditions and achieving growth will enable the Bank to generate profitable growth in future years.

The Bank has made changes to its top management team starting in fiscal 2019 and is now led by a new Managing Director and Chief Executive Officer and other experienced industry executives, including a new Head of Retail Banking and a new Head of Wholesale Bank Coverage, among others. For further details see “*Board of Directors and Senior Management*” on page 209. In January 2019, Shri Amitabh Chaudhry joined the Bank as its new Managing Director and Chief Executive Officer. Since his arrival, he has spearheaded a review of the Bank’s policies and strategies that resulted in the implementation of the Bank’s new “Execution Strategy 2022”, which is focused on growth, profitability and sustainability.

The Bank’s current management team has strengths in key areas including retail, corporate and international banking, and is focused on delivering on the Bank’s newly-adopted business strategies. The Bank believes that the depth and breadth of the management team’s expertise will enable the Bank to effectively implement strategic management and operational decisions in order to maintain its position as a leading private sector bank in India.

Strategies

In fiscal 2019, the Bank launched its new Execution Strategy 2022, which is centered on three important vectors – Growth, Profitability and Sustainability. The key elements of the Bank’s business strategy are outlined below:

Growth – the Bank intends to reclaim its growth momentum by employing the following strategies:

- *Broaden the Bank’s low-cost deposit base to grow deposits in line with loans* – the Bank aims to fund its loan growth objectives largely by growing its retail deposit base. Retail depositors in India are an important source of low-cost funding for the Bank, and the Bank believes that the Indian retail financial services market will continue to grow. The Bank therefore plans to continue expanding its retail banking business by growing its distribution network, increasing its customer base, diversifying its banking product mix, providing banking convenience to customers, optimizing digital channels and offering differentiated products and solutions to meet the specific needs of particular customer demographics. For example, in fiscal 2019, the Bank added net 347 new branches and extension counters and shifted its deposit strategy to focus on retail term deposits in addition to current accounts and savings accounts. Catering to its customers’ needs, the Bank also offers various innovative banking services through mobile applications, web portals, prepaid cards, electronic data capture terminals and mobile handheld devices. The Bank believes that such customer-specific orientation will result in an increase in retail deposits to the Bank, which will expand its pool of low-cost funding. Accordingly, the Bank intends to grow its deposit base at a higher rate than its loan growth and focus on improving its loan to deposit ratio.
- *Continue momentum in Bank’s retail asset growth* – the Retail Banking business unit is expected to remain as a key driver of the Bank’s overall growth strategy. The Bank intends to intensify its efforts in cross-selling the Bank’s products to deposit customers, growing the Bank’s retail assets by leveraging its branch network to source retail loans by expanding the distribution network for retail assets and diversifying its retail loan product portfolio. The Bank intends to focus on existing customers as well as on obtaining new customers, including by leveraging its digital lending platform as a channel to market its asset products. The Bank continues to invest in building risk management and analytical capabilities to mitigate risks, drive cross-selling opportunities and improve the profitability of its retail products.
- *Accelerate growth in the Bank’s Wholesale Banking business unit* – the Bank intends to maintain its focus on corporate lending while also increasing this business unit’s income by capturing a greater share of corporate fee income. The Bank intends to accelerate growth in its asset portfolio by focusing on growing its mid-corporate and commercial banking book, as well as on building a relationship-based model with SMEs and current account business customers to drive growth across both assets and liabilities. The Bank is focused on achieving this growth by targeting higher-rated corporates and lowering credit costs. The Bank also intends to invest in digital solutions for corporate customers in an effort to obtain a greater share of those customers’ businesses and increase penetration in under-penetrated sectors.
- *Establish leadership in digital payments* – Digital payments are an important part of the Bank’s strategy, and the Bank believes it is essential to achieve higher customer engagement leading to improved profitability and sustainability. The Bank remains committed towards promoting a less cash-focused digital economy, and enjoys a strong market position across most digital payments spaces in India. The

Bank intends to continue investing in digital products and developing new capabilities which the Bank expects will bolster its position in the digital banking landscape, as well as improve customer experience, lower costs and reduce operating risks. It also intends to continue engaging in partnership-driven innovations to provide its customers with a differentiated payments experience and drive the Digital India mission.

- *Significantly scale-up the Bank's subsidiaries* – The Bank's subsidiaries are an important part of the Bank's overall growth strategy. A number of the Bank's subsidiaries, such as Axis Capital, Axis Securities and Freecharge, are among the market leaders in their industries and are well-positioned to capitalize on significant growth opportunities. Accordingly, the Bank is focused on integrating its main subsidiaries and continuing to invest in scaling them until they achieve sufficient scale and size and become key growth drivers.
- *Delivering solutions across the customer value chain under the "One Axis" vision* – the Bank has developed a significant number of corporate and retail relationships throughout its years of operations, and it intends to continue leveraging those relationships by cross-selling products offered by other business units to those customers. The Bank also intends to further diversify revenue sources by expanding its product and offerings, particularly fee and commission-based offerings, as well as offering third party products, such as insurance and online trading, which it can market to existing and prospective customers. The Bank will also increase its focus on delivering solutions by leveraging shared solutions and services across departments and subsidiaries. This will entail moving from a product focus to a customer focus, placing the customer's needs at the center of the Bank's efforts.

Profitability – the Bank intends to implement a number of measures that it believes will both increase revenue derived from its existing businesses and reduce costs

- *Optimize the business mix to improve risk-adjusted returns* – the Bank intends to increasingly diversify revenue sources and overall revenue by expanding its product offerings, particularly fee- and commission-based offerings. The Bank is especially focused on core income streams such as net interest income and fee-based income, which it expects will allow it to cross-sell its other products and services to increase fee-based income from the Bank's corporate and retail banking businesses and broaden the Bank's skill base and expertise in financial product development. The Bank also intends to increase its focus on SME lending, a sector that has emerged as an important sector of the Indian economy. SME lending is of strategic importance to the Bank as it typically generates higher yields and helps to diversify risk, thus helping to drive increased profitability. Finally, the Bank also aims to diversify its portfolio mix towards products offering higher risk-adjusted returns.
- *Improve operating efficiency to minimize costs* – the Bank believes it can further streamline its operations and processes and minimize costs in order to increase profitability. Such measures may include, for example, optimizing account maintenance costs, increasing low-cost current account and savings account deposits and optimizing utilization of office space. In fact, the Bank's branches have increasingly featured smaller formats with enhanced productivity led by automation and digitization.
- *Sweat existing infrastructure* – maximize utilities derived from the Bank's already existing infrastructure in order to derive greater efficiencies and increase profitability.
- *Reduce credit costs below long-term average* – The Bank believes that conservative credit risk management policies and controls are critical for the long-term, sustainable growth of its business. The Bank expects to normalize its credit costs and bring them below its long-term average through improved credit underwriting processes.

Sustainability – sustainability forms the foundation of the Bank's strategy

- *Strengthen the Bank's core around technology, operations and process excellence* – the Bank intends to continue undertaking various technology-enabled strategies to strengthen the Bank's sustainable growth. It will focus on developing a strong risk and compliance culture, modernizing its core technology, increasing the efficiency of its operating processes and adopting a design thinking approach.
- *Focus on disciplined execution* – the Bank intends to focus on disciplined execution to build a sustainable and credible business model by, among other things, capitalizing on its revamped organizational structure in an effort to minimize business volatility and obtain more predictable outcomes.

- *Embed conservatism in the Bank's internal policies and practices and strengthen credit risk management*
– the Bank believes that an important element in building a sustainable franchise is to embed conservatism in its internal policies and practices, and that conservative credit risk management policies and controls are critical for long-term, sustainable growth in its business. The Bank's goal is to continually improve its credit risk management procedures, credit evaluation, rating methodology, and monitoring and control mechanisms to maintain the quality of the Bank's loan and investment portfolios.

SUMMARY OF THE ISSUE

The following is a general summary of the terms of the Issue. This summary should be read in conjunction with, and is qualified in its entirety by, the more detailed information appearing elsewhere in this Preliminary Placement Document, including “*Risk Factors*”, “*Use of Proceeds*”, “*Placement and Lock-up*”, “*Issue Procedure*” and “*Description of the Equity Shares*” on pages 62, 98, 243, 229 and 278, respectively:

Issuer	Axis Bank Limited
Face Value	₹ 2 per Equity Share
Issue Size	Aggregating up to ₹ [●] million, comprising [●] Equity Shares of the Bank, at a premium of ₹ [●] each A minimum of 10.00% of the Issue Size, i.e. at least [●] Equity Shares, shall be available for Allocation to Mutual Funds only, and the balance [●] Equity Shares shall be available for Allocation to all Eligible QIBs, including Mutual Funds In case of under-subscription in the portion available for Allocation only to Mutual Funds, such portion or part thereof may be Allotted to other eligible QIBs
Floor Price	₹ 661.50 per Equity Share calculated on the basis of Chapter VI of the SEBI ICDR Regulations In terms of the SEBI ICDR Regulations, the Issue Price cannot be lower than the Floor Price. However, the Bank may offer a discount on the Floor Price in accordance with the approval of the Shareholders accorded by way of postal ballot on 21 August 2019 and in terms of Regulation 176(1) of the SEBI ICDR Regulations
Issue Price	₹ [●] per Equity Share
Eligible Investors	Eligible QIBs, as defined in Regulation 2(1)(ss) of the SEBI ICDR Regulations and not excluded pursuant to Regulation 179 of the SEBI ICDR Regulations or restricted from participating in the Issue under the SEBI ICDR Regulations. See the sections “ <i>Issue Procedure - Qualified Institutional Buyers</i> ”, “ <i>Selling Restrictions</i> ” and “ <i>Transfer Restrictions</i> ” on pages 233, 244 and 253, respectively. The list of Eligible QIBs to whom this Preliminary Placement Document and Application Form is delivered will be determined by the Book Running Lead Managers in consultation with the Bank, at their sole discretion.
Date of Board Resolution approving the Issue	20 July 2019
Date of Shareholders’ Resolution (through postal ballot) approving the Issue	21 August 2019*
Dividend	Please see section “ <i>Description of the Equity Shares</i> ”, “ <i>Dividends</i> ” and “ <i>Taxation</i> ” on pages 278, 104 and 265, respectively.
Taxation	Please see “ <i>Taxation</i> ” on page 265.
Equity Shares issued and outstanding prior to the Issue	262,02,76,314 Equity Shares, being fully paid-up
Equity Shares issued and outstanding immediately after the Issue	[●] Equity Shares
Issue Procedure	The Issue is being made only to Eligible QIBs in reliance on Section 42 of the Companies Act read with Rule 14 of the PAS Rules and Chapter VI of the SEBI ICDR Regulations. For further details, see “ <i>Issue Procedure</i> ” on page 229
Listing	The Bank has received in-principle approvals from both BSE and NSE each dated 19 September 2019, respectively under Regulation 28(1)(a) of the SEBI Listing Regulations for the listing of the Equity Shares to be issued pursuant to the Issue.
Trading	The trading of the Equity Shares would be in dematerialised form and only in the cash segment of each of the Stock Exchanges. The Bank will make applications to the Stock Exchanges to obtain final listing and trading approvals for the Equity Shares after Allotment of the Equity Shares in the Issue and after the credit of Equity Shares to the beneficiary account with Depository Participant respectively.
Lock-up	For details of the lock-up, see “ <i>Placement and Lock-up</i> ” on page 243

Transferability Restrictions	The Equity Shares being Allotted pursuant to the Issue shall not be sold for a period of one year from the date of Allotment, except on the floor of the Stock Exchanges. Also see the sections “ <i>Transfer Restrictions</i> ” and “ <i>Selling Restrictions</i> ” on pages 253 and 244, respectively.
Use of Proceeds	The net proceeds of the Issue, after deducting fees, commissions and expenses of the Issue, is expected to be approximately ₹ [●] million. The Net Proceeds are not to be utilised towards any specific project. Accordingly, the requirement to disclose (i) break up cost of the project; (ii) means of financing such project; (iii) proposed deployment status of the proceeds at each stage of the project is not applicable. See “ <i>Use of Proceeds</i> ” on page 98 for information regarding the use of Net Proceeds from the Issue.
Risk Factors	See “ <i>Risk Factors</i> ” on page 62 for a discussion of factors you should consider before deciding whether to subscribe to Equity Shares pursuant to this Issue
Closing Date	Allotment of the Equity Shares offered pursuant to the Issue is expected to be made on or about [●], 2019
Status and Ranking	Equity Shares being issued pursuant to the Issue shall be subject to the provisions of the Bank’s Memorandum of Association and Articles of Association and shall rank <i>pari passu</i> in all respects with the existing Equity Shares, including rights in respect of dividends. Our Shareholders (who hold Equity Shares as on record date) will be entitled to participate in dividends and other corporate benefits, if any, declared by the Bank after the Closing Date, in compliance with the Companies Act, SEBI Listing Regulations and other applicable laws and regulations. Shareholders may attend and vote in Shareholders’ meetings on the basis of one vote for every Equity Share held. See “ <i>Dividends</i> ” and “ <i>Description of the Equity Shares</i> ” on page 104 and page 278, respectively.
Security Codes for the Equity Shares	ISIN: INE238A01034 BSE scrip code: 532215 NSE scrip code: AXISBANK

* *The shareholders of the Bank have approved raising of funds in or more tranches, for an amount not exceeding ₹ 180,000 million through various modes, including through qualified institutions placements, preferential allotment, issuance of foreign currency convertible bonds, issuance of American depository receipts, global depository receipts or a combination thereof, subject to applicable law. In addition to the Issue, the Bank may consider other fund-raising in the future, within this limit approved by the shareholders of the Bank.*

SELECTED FINANCIAL INFORMATION

The following tables set forth the Bank's selected financial and operating data and should be read together with the more detailed information contained in "Management's Discussion and Analysis of Financial Condition and Results of Operations", "Selected Statistical Information" and the standalone Financial Statements and related notes included elsewhere in this Preliminary Placement Document. The financial data, where applicable, has been derived from the Bank's audited standalone Financial Statements prepared in accordance with Indian GAAP as applicable to banks. Unless otherwise stated, the summary income statement data for fiscals 2017, 2018 and 2019 and the summary balance sheet data as at 31 March 2017, 31 March 2018 and 31 March 2019 are derived from the Bank's audited standalone Financial Statements as at and for the years ended 31 March 2017, 31 March 2018 and 31 March 2019. Our audited consolidated financial statements as of and for the years ended 31 March 2017, 2018 and 2019 are presented in the section "Financial Statements". The Financial Statements reflect applicable statutory requirements, regulatory guidelines and accounting practices in India; these requirements, guidelines and practices change from time to time. In accordance with Indian GAAP, adjustments to reflect such changes are made on a prospective basis, and financial statements for earlier periods are not restated.

Selected Income Statement Data

	Year ended 31 March		
	2017	2018	2019
	₹ (in millions)		
Interest earned ⁽¹⁾ (A)	445,421	457,803	549,858
Interest Expended (B)	264,490	271,626	332,776
Net Interest Income (C=A-B)	180,931	186,177	217,082
Other Income (D)	116,913	109,671	131,303
Operating Revenue⁽²⁾ (E=C+D)	297,844	295,848	348,385
Operating Expenses (F)	121,999	139,903	158,334
Operating Profit⁽³⁾ (G=E-F)	175,845	155,945	190,051
Provisions and Contingencies	139,052	153,188	143,285
Net Profit	36,793	2,757	46,766

(1) Interest earned includes dividends earned on equity and preference shares and units of mutual funds.

(2) Operating Revenue is sum of Net Interest Income and Other Income.

(3) Operating profit means sum of interest earned and Other Income and reduced by Interest Expended and Operating Expenses.

Selected Balance Sheet Data

	As at 31 March		
	2017	2018	2019
	₹(in millions)		
Cash and Balances with RBI (A)	308,579	354,811	350,990
Balances with Banks and money at call and short Notice (B)	193,983	79,738	321,056
Investments (C)	1,287,934	1,538,761	1,749,693
Advances (D)	3,730,693	4,396,503	4,947,980
Fixed assets (E)	37,469	39,717	40,366
Other assets (F)	456,019	503,766	599,880
Total assets (G=A+B+C+D+E+F)	6,014,677	6,913,296	8,009,965
Capital (A)	4,790	5,133	5,143
Reserves and Surplus (B)	552,835	629,320	661,620
Deposits (C)	4,143,788	4,536,277	5,484,713
Borrowings (D)	1,050,309	1,480,161	1,527,758
Other liabilities and provisions (E)	262,955	262,455	330,731
Total liabilities (F=A+B+C+D+E)	6,014,677	6,913,296	8,009,965

Per Equity Share Data

	As at 31 March		
	2017	2018	2019
Earnings per equity share, basic	15.40	1.13	18.20
Earnings per equity share, diluted	15.34	1.12	18.09
Dividends per equity share ⁽⁴⁾	5.00	-	1.00

	2017	2018	2019
Book value per equity share ⁽⁵⁾	232.83	247.20	259.27
Basic weighted average number of equity shares (in millions)	2,389	2,445	2,569
Diluted weighted average number of equity shares (in millions)	2,399	2,453	2,585

Key Ratios

As at or for the year ended 31 March

	2017	2018	2019
Profitability Ratios			
Return on average total assets ⁽⁶⁾	0.65	0.04	0.63
Return on average net worth ⁽⁷⁾	7.22	0.53	8.09
Dividend pay-out ratio ⁽⁸⁾	32.55	-	5.50
Net interest margin ⁽⁹⁾	3.67	3.44	3.43
Cost income ratio ⁽¹⁰⁾ (Reconciliation)*	40.96	47.29	45.45
Capital Adequacy (under Basel III) ⁽¹¹⁾			
Total capital adequacy ratio	14.95%	16.57 %	15.84 %
Tier I capital adequacy ratio	11.87 %	13.04 %	12.54 %
Tier II capital adequacy ratio	3.08 %	3.53 %	3.30 %
Asset Quality			
Gross non-performing advances as a percentage of gross advances	5.21 %	6.79 %	5.31 %
Gross non-performing assets as a percentage of gross customer assets ⁽¹²⁾	5.04 %	6.77%	5.26 %
Net non-performing advances as a percentage of net advances	2.27 %	3.64 %	2.20 %
Net non-performing assets as a percentage of net customer assets ⁽¹³⁾	2.11 %	3.40 %	2.06 %

* The following table sets forth the reconciliation of cost income ratio:

	Year ended 31 March		
	2017	2018	2019
	₹ in millions)		
Total Income (A)	562,334	567,474	681,161
(-) Interest expended (B).....	264,490	271,626	332,776
Operating Revenue (C=A+B)	297,844	295,848	348,385
Operating expenses (D).....	121,999	139,900	158,330
Cost to Income ratio (D/C*100)	40.96	47.29	45.46

- (1) Interest earned includes dividends earned on equity and preference shares and units of mutual funds.
- (2) Operating Income is sum of Net Interest Income and Other Income.
- (3) Operating profit means sum of interest earned and Other Income and reduced by Interest Expended and Operating Expenses.
- (4) Represents the rate of dividend proposed per equity share.
- (5) Represents the shareholders' funds divided by the number of total equity shares outstanding at the end of each reporting period.
- (6) Net profit divided by average month-end assets for the fiscal.
- (7) Net profit divided by the sum of the daily weighted average of share capital, share premium and year-end average of other reserves and surplus as reduced by the year-end average of deferred tax assets.
- (8) Represents the ratio of total dividends payable on equity shares relating to each fiscal, excluding the dividend distribution tax, as a percentage of net profit of that year. Dividends of each fiscal are typically paid in the following fiscal.
- (9) Represents the ratio of net interest income to daily average interest earning assets.
- (10) Represents the ratio of operating expenses to the sum of net interest income and non-interest income.
- (11) Capital adequacy ratios are computed in accordance with RBI guidelines.
- (12) Gross customer assets include advances, credit substitutes before provisions.
- (13) Net customer assets include advances, credit substitutes after deductions of provisions.

Selected Income Statement Data

Quarter ended 30 June

	2018	2019
	₹(in millions)	
Interest earned ⁽¹⁾ (A)	127,770	152,550
Interest Expended (B)	76,102	94,113
Net Interest Income (C=A-B)	51,668	58,437
Other Income (D)	29,250	38,688
Operating Income ⁽²⁾ (E=C+D)	80,918	97,125
Operating Expenses (F)	37,198	38,197
Operating Profit ⁽³⁾ (G=E-F)	43,720	58,928
Provisions and Contingencies	36,710	45,227
Net Profit	7,010	13,701

- (1) Interest earned includes dividends earned on equity and preference shares and units of mutual funds.
(2) Operating Income is sum of Net Interest Income and Other Income.
(3) Operating profit means sum of interest earned and Other Income and reduced by Interest Expended and Operating Expenses.

Selected Balance Sheet Data

As At 30 June

	2018	2019
	(₹ in millions)	
Cash and Balances with RBI (A)	276,378	284,280
Balances with Banks and money at call and short Notice (B)	121,487	98,489
Investments (C)	1,546,136	1,757,915
Advances (D)	4,410,745	4,972,760
Fixed assets (E)	39,685	40,532
Other assets (F)	5,32,428	591,686
Total assets (G=A+B+C+D+E+F)	6,926,859	7,745,662
Capital (A)	5,136	5,239
Reserves and Surplus (B)	636,725	707,037
Deposits (C)	4,470,793	5,406,777
Borrowings (D)	1,522,271	1,301,214
Other liabilities and provisions (E)	291,934	325,395
Total liabilities (F=A+B+C+D+E)	6,926,859	7,745,662

Per Equity Share Data

As At 30 June

	2018	2019
Earnings per equity share, basic	2.73	5.29
Earnings per equity share, diluted	2.72	5.26
Dividends per equity share ⁽⁴⁾	-	-
Book value per equity share ⁽⁵⁾	249.95	271.91
Basic weighted average number of equity shares (in millions)	2,568	2,589
Diluted weighted average number of equity shares (in millions)	2,573	2,607

Key Ratios

As at or for the quarter ended 30 June

	2018	2019
Profitability Ratios		
Return on average total assets ⁽⁶⁾	0.40	0.69
Return on average net worth ⁽⁷⁾	4.94	9.19
Dividend pay-out ratio ⁽⁸⁾	-	-
Net interest margin ⁽⁹⁾	3.46	3.40
Cost income ratio ⁽¹⁰⁾ (Reconciliation)*	45.96	39.32
Capital Adequacy (under Basel III)⁽¹¹⁾		
Total capital adequacy ratio	16.57 %	15.82 %
Tier I capital adequacy ratio	13.08 %	12.66 %
Tier II capital adequacy ratio	3.49 %	3.16 %
Asset Quality		
Gross non-performing advances as a percentage of gross advances	6.42 %	5.19 %
Gross non-performing assets as a percentage of gross customer assets ⁽¹²⁾	6.52 %	5.25 %
Net non-performing advances as a percentage of net advances	3.28 %	2.14 %
Net non-performing assets as a percentage of net customer assets ⁽¹³⁾	3.09 %	2.04 %

*The following table sets forth the reconciliation of cost income ratio:

	Three Months Ended 30 June	
	2018	2019
Total Income (A)	157,020	191,237
(-) Interest expended (B)	76,102	94,113
Operating Revenue (C=A+B)	80,918	97,124

(₹ in million)

	Three Months Ended 30 June	
	2018	2019
Operating expenses (D)	37,198	38,197
Cost to Income ratio (D/C*100)	45.96	39.32

- (1) Interest earned includes dividends earned on equity and preference shares and units of mutual funds.
- (2) Operating Income is sum of Net Interest Income and Other Income.
- (3) Operating profit means sum of interest earned and Other Income and reduced by Interest Expended and Operating Expenses.
- (4) Represents the rate of dividend proposed per equity share.
- (5) Represents the shareholders' funds divided by the number of total equity shares outstanding at the end of each reporting period.
- (6) Net profit divided by average month-end assets for the fiscal.
- (7) Net profit divided by the sum of the daily weighted average of share capital, share premium and year-end average of other reserves and surplus as reduced by the year-end average of deferred tax assets.
- (8) Represents the ratio of total dividends payable on equity shares relating to each fiscal, excluding the dividend distribution tax, as a percentage of net profit of that year. Dividends of each fiscal are typically paid in the following fiscal.
- (9) Represents the ratio of net interest income to daily average interest earning assets.
- (10) Represents the ratio of operating expenses to the sum of net interest income and non-interest income.
- (11) Capital adequacy ratios are computed in accordance with RBI guidelines.
- (12) Gross customer assets include advances, credit substitutes before provisions.
- (13) Net customer assets include advances, credit substitutes after deductions of provisions

SELECT STATISTICAL INFORMATION

The following information should be read together with the Bank's annual financial statements and interim financial results included in this Preliminary Prospectus Document as well as "Management's Discussion and Analysis of Financial Condition and Results of Operations". Footnotes appear at the end of each related section of tables.

The following information should be read together with the Bank's annual financial statements and interim financial results included in this Preliminary Prospectus Document as well as "Management's Discussion and Analysis of Financial Condition and Results of Operations". Footnotes appear at the end of each related section of tables.

Average Balance Sheet

The following table sets forth the average balances for interest-earning assets and interest-bearing liabilities together with the related interest revenue and expense amounts, resulting in the presentation of the average yields and costs for each period. The quarterly average balances are calculated as the simple average of opening balances at the start of the year/period and quarterly closing balance of the year/period. The average yield on average interest-earning assets is the ratio of interest revenue to average interest-earning assets. The average cost on average interest-bearing liabilities is the ratio of interest expense to average interest-bearing liabilities. The average balances of loans include NPAs and are net of allowance for credit losses. The Bank has not recalculated tax exempt income on a tax-equivalent basis. As the yield and cost in the table below has been computed on the basis of quarterly average balances, these will not match with the ratios contained in the "Management's Discussion and Analysis of Financial Condition and Results of Operations", "Selected Financial and Operating Data" and "Description of the Bank" sections, which have been calculated on the basis of daily average balances, except as otherwise stated.

	Year ended 31 March								
	2017			2018			2019		
	Quarter Average balance	Interest income/ expense	Average yield/cost ⁽¹⁾ (%)	Quarter Average balance	Interest income/ expense	Average yield/cost ⁽¹⁾ (%)	Quarter Average balance	Interest income/ expense	Average yield/cost ⁽¹⁾ (%)
(A)	(B)	C=(B/A)(%)	(A)	(B)	C=(B/A)(%)	(A)	(B)	C=(B/A)(%)	
(₹ in millions, except percentages)									
Interest-earning assets:									
Advances	3,514,226	331,250	9.43	4,058,587	341,375	8.41	4,613,498	413,220	8.96
Investments	1,306,594	96,228	7.36	1,422,146	99,833	7.02	1,600,360	113,491	7.09
Others	370,147	17,944	4.85	314,712	16,595	5.27	462,842	23,147	5.00
Total interest-earning assets	5,190,967	445,422	8.58	5,795,445	457,803	7.90	6,676,700	549,858	8.24
Non-interest-earning assets:									
Fixed assets	36,069	–	–	38,818	–	–	39,749	–	–
Other assets	437,765	–	–	523,277	–	–	627,021	–	–
Total assets	5,664,801	445,422		6,357,540	457,803		7,343,470	549,858	
Interest-bearing liabilities:									
Deposits	3,762,363	196,396	5.22	4,174,279	191,735	4.59	4,885,889	237,075	4.85
Saving deposits ...	1,115,873	41,251	3.70	1,315,488	45,020	3.42	1,487,625	51,744	3.48
Demand deposits	652,769	–	–	809,014	–	–	834,985	–	–
Term deposits	1,993,721	155,145	7.78	2,049,777	146,715	7.16	2,563,279	185,331	7.23
Borrowings	1,135,802	68,094	6.00	1,317,709	79,891	6.06	1,492,176	95,701	6.41
Total interest-bearing liabilities	4,898,165	264,490	5.40	5,491,988	271,626	4.95	6,378,065	332,776	5.22
Non-interest-bearing liabilities:									
Capital and reserves	544,157	–	–	596,079	–	–	652,130	–	–
Other liabilities ...	222,479	–	–	269,473	–	–	313,274	–	–

	Year ended 31 March								
	2017			2018			2019		
	Quarter Average balance	Interest income/ expense	Average yield/cost ⁽¹⁾ (%)	Quarter Average balance	Interest income/ expense	Average yield/cost ⁽¹⁾ (%)	Quarter Average balance	Interest income/ expense	Average yield/cost ⁽¹⁾ (%)
(A)	(B)	C=(B/A)(%)	(A)	(B)	C=(B/A)(%)	(A)	(B)	C=(B/A)(%)	
	(₹ in millions, except percentages)								
Total Non-Interest Bearing liabilities:	766,636	-	-	865,552	-	-	965,403	-	-
Total liabilities...	5,664,801	264,490		6,357,540	271,626		7,343,470	332,776	

(1) Annualized.

	Three months ended 30 June					
	2018			2019		
	Average balance	Interest income/ expense	Average yield/cost ⁽¹⁾ (%)	Average balance	Interest income/ expense	Average yield/cost ⁽¹⁾ (%)
	(₹ in millions, except percentages)					
Interest-earning assets:						
Advances	4,403,624	96,116	8.73	4,960,370	114,614	9.24
Investments.....	1,542,449	26,825	6.96	1,753,804	31,194	7.12
Others	357,083	4,830	5.41	481,789	6,742	5.60
Total interest-earning assets	6,303,156	127,770	8.11	7,195,963	152,550	8.48
Non-interest-earning assets:						
Fixed assets.....	39,701	-	-	40,449	-	-
Other assets.....	577,222	-	-	641,401	-	-
Total assets	6,920,079	127,770		7,877,813	152,549	
Interest-bearing liabilities:						
Deposits.....	4,503,512	52,367	4.65	5,445,745	71,077	5.22
Saving deposits	1,447,807	12,642	3.56	1,531,959	13,718	3.58
Demand deposits	819,641	-	-	802,382	-	-
Term deposits .	2,236,065	39,725	7.08	3,111,404	57,359	7.36
Borrowings	1,501,216	23,735	6.32	1,414,486	23,036	6.51
Total interest-bearing liabilities	6,004,728	76,102	5.07	6,860,231	94,113	5.49
Non-interest-bearing liabilities:						
Capital and reserves	638,157	-	-	689,520	-	-
Other liabilities	277,194	-	-	328,063	-	-
Total Non-Interest Bearing liabilities:	915,351	-	-	1,017,582	-	-
Total liabilities.....	6,920,079	76,102		7,877,813	94,113	

(1) Annualized.

Analysis of Changes in Interest Revenue and Interest Expense by Volume and Rate

The following table sets forth, for the periods indicated, the allocation of the changes in the Bank's interest revenue and interest expense between average volume and changes in average rates.

	Fiscal 2018 vs. Fiscal 2017			Fiscal 2019 vs. Fiscal 2018			Three months ended June 2019 vs. Three months ended June 2018		
	Increase (Decrease) ⁽¹⁾ Due to			Increase (Decrease) ⁽¹⁾ Due to			Increase (Decrease) ⁽¹⁾ Due to		
	Net change	Change in average volume ⁽²⁾	Change in average rate ⁽³⁾	Net change	Change in average volume ⁽²⁾	Change in average rate ⁽³⁾	Net change	Change in average volume ⁽²⁾	Change in average rate ⁽³⁾
	(₹ in millions)								
Interest revenue									
Advances	10,125	45,781	(35,662)	71,845	49,702	22,143	18,498	12,864	5,634
Investments	3,605	8,112	(4,507)	13,658	12,638	1,020	4,369	3,759	610
Others	(1,349)	(2,921)	1,575	6,551	7,408	(857)	1,912	1,745	167
Total interest earning assets..	12,381	50,971	(38,594)	92,055	69,748	22,306	24,779	18,368	6,411
Interest expenses									
Saving deposits	3,769	6,827	(3,062)	6,724	5,987	736	1,075	754	322
Demand deposits..	-	-	-	-	-	-	-	-	-
Term deposits	(8,430)	4,014	12,443	38,616	37,127	1,489	17,634	16,137	1,497
Borrowings	11,797	11,024	768	15,810	11,189	4,621	(699)	(1,412)	714
Total interest bearing liabilities	7,136	21,864	(14,737)	61,150	54,304	6,846	18,011	15,478	2,533
Net interest revenue.....	5,245	29,107	(23,857)	30,905	15,444	15,460	6,768	2,891	3,878

(1) The changes in net interest revenue between periods have been reflected as attributed either to volume or rate changes.

(2) Increase/(Decrease) due to change in average volume is computed based on change in average volume during the fiscal year multiplied by average rate of that fiscal year

(3) Increase/(Decrease) due to change in average rate is computed based on change in average rate during the fiscal year multiplied by volume of that fiscal year

Yields, Spreads and Margins (Reconciliation)

The following table sets forth, for the periods indicated, the yields, spreads and interest margins on the Bank's interest-earning assets.

	Year ended 31 March			Three months ended 30 June	
	2017	2018	2019	2018	2019
	(₹ in millions, except percentages)				
Interest earned (A)	445,422	457,803	549,858	127,770	152,549
Interest expended (B)	264,490	271,626	332,776	76,102	94,113
Average quarterly interest-earning assets (C)	5,190,967	5,795,445	6,676,700	6,303,156	7,195,963
Average quarterly interest-bearing liabilities (D)	4,898,165	5,491,988	6,378,065	6,004,726	6,860,231
Average quarterly total assets (E)	5,664,801	6,357,540	7,343,470	6,920,079	7,877,813
Average quarterly interest-earning assets as a % of average quarterly total assets F=(C/E).....	91.64	91.16	90.92	91.09	91.34
Average quarterly interest-bearing liabilities as a % of average quarterly total assets G=(D/E).....	86.47	86.39	86.85	86.77	87.08
Average quarterly interest-earning assets as a % of average quarterly interest-bearing liabilities H=(C/D)	105.98	105.53	104.68	104.97	104.89
Average yield (annualized) (%) ⁽¹⁾ I=(A/C).....	8.58	7.90	8.24	8.11	8.48
Average cost of funds (annualized) (%) ⁽¹⁾ J = (B/D).....	5.40	4.95	5.22	5.07	5.49
Average spread (annualized) (%) ⁽¹⁾ (I-J).....	3.18	2.95	3.02	3.04	2.99

(1) Spread is the difference between the yield on average interest-earning assets and the cost of average interest-bearing liabilities. Yield on average interest-earning assets is the ratio of interest income to average interest-earning assets. Cost of average interest-bearing liabilities/cost of funds is the ratio of interest expense to average interest-bearing liabilities.

Return on Equity and Assets

The following table sets forth selected financial ratios for the periods indicated.

	Year ended 31 March			Three months ended	
	2017	2018	2019	2018	2019
	30 June				
(₹ in millions, except percentages)					
Return on equity and assets					
Net profit	36,793	2,757	46,766	7,011	13,701
Average total assets ⁽¹⁾	5,651,189	6,405,615	7,455,503	7,093,485	7,968,388
Average shareholders' equity	509,589	517,687	577,956	569,229	599,666
Net profit as a percentage of average total assets	0.65%	0.04%	0.63%	0.40%	0.69%
Net profit as a percentage of average shareholders' equity ⁽²⁾	7.22%	0.53%	8.09%	4.94%	9.19%
Average shareholders' equity as a percentage of average total assets	9.02%	8.08%	7.75%	8.02%	7.53%

- (1) Average total assets represents monthly average balance as reported to RBI in Form X under section 27 of the Banking Regulation Act, 1949 during the year.
- (2) Computed as net profit divided by the daily weighted average of share capital, share premium and year end average of other reserves and surplus less year end average of net deferred tax assets.

Investment Portfolio (Gross)

The following table sets forth the gross book value of the Bank's investment portfolio as at the specified dates.

	As at 31 March			As at 30 June
	2017	2018	2019	2019
	(₹ in millions)			
Investment in Government securities	905,981	1,013,548	1,168,229	1,264,847
Investment in shares	24,810	34,819	26,343	25,437
Investment in bonds and debentures	266,774	313,624	398,230	293,650
Investment in commercial paper	37,434	68,091	62,634	91,419
Investment in certificates of deposit	0	28,752	-	-
Investment in venture capital	266	279	220	225
Investment in subsidiaries/joint ventures	10,727	17,931	18,028	18,028
Others ⁽¹⁾	26,496	55,426	52,291	48,572
Gross Investments in India	1,272,488	1,532,470	1,725,975	1,742,178
Investment in Government securities	24,098	26,984	34,165	30,507
Investment in subsidiaries/joint ventures	2,996	2,996	4,833	4,833
Others (Equity shares and bonds)	2,060	4,974	11,299	7,358
Investments outside India	29,154	34,954	50,297	42,699
Gross Investment	1,301,642	1,567,424	1,776,272	1,784,878

- (1) Others include investments in Mutual Funds, Security Receipts, Pass Through Certificates etc.

The following table sets forth figures relating to income earned from the following activities for the periods indicated.

	For the year ended 31 March			For the three
	2017	2018	2019	months ended
	30 June			
(₹ in millions)				
Interest earned on Government securities	71,568	72,097	80,270	22,449
Interest earned on debt securities	20,935	25,015	28,462	7,876
Interest earned from investments in commercial paper / certificates of deposit	3,444	2,473	4,323	746
Dividends from investments in units of mutual funds & Venture Capital Funds	35	21	182	36
Dividends from investments in shares	246	227	254	87
Net gain from sale of Government securities	25,461	6,510	3,510	4,995
Net gain from sale of debt securities	2,384	2,162	254	2,598
Net gain from sale of equities	3,352	4,428	3,631	64
Net gain from sale of commercial paper / certificates of deposit	541	151	185	97
Net gain from sale of units of mutual funds & Venture Capital Funds	-	-	-	-

The following table sets forth the rating distribution value of the Bank's corporate bonds portfolio as at the specified dates:

Rating Distribution Value	As at 31 March						As at 30 June	
	2017		2018		2019		2019	
	Gross Book	% of total	Gross Book	% of total	Gross Book	% of total	Gross Book	% of total
1 AAA	109,268	40.96%	176,612	56.31%	241,303	60.59%	148,499	50.57%
2 AA ⁽¹⁾	113,541	42.56%	76,277	24.31%	94,175	23.65%	78,551	26.76%
3 A ⁽²⁾	28,057	10.52%	39,627	12.64%	40,496	10.17%	35,887	12.22%
4 BBB ⁽³⁾	2,783	1.04%	9,107	2.90%	9,267	2.32%	7,878	2.68%
5 BB and below ⁽⁴⁾	13,125	4.92%	12,001	3.83%	12,989	3.26%	22,834	7.77%
Total	266,774	100%	313,624	100%	398,230	100%	293,650	100%

(1) Includes AA+, AA and AA-.

(2) Includes A+, A and A-.

(3) Includes BBB+, BBB and BBB-.

(4) Includes BB+, BB and BB- and below.

Available for Sale Investments

The following table sets forth information relating to the Bank's AFS investments as at the specified dates.

	As at 31 March 2017				As at 31 March 2018				As at 31 March 2019				As at 30 June 2019			
	Book Value	Market Value	Unrealized Gain	Unrealized Loss ⁽¹⁾	Book Value	Market Value	Unrealized Gain	Unrealized Loss ⁽¹⁾	Book Value	Market Value	Unrealized Gain	Unrealized Loss ⁽¹⁾	Book Value	Market Value	Unrealized Gain	Unrealized Loss ⁽¹⁾
	(₹ in millions)															
Government securities	120,206	120,927	1,261	(539)	138,361	138,607	909	(663)	152,869	153,885	1,083	(66)	231,759	232,618	901	(42)
Other debt securities...	310,545	327,113	18,773	(2,205)	312,004	323,260	16,023	(4767)	382,678	381,752	9,642	(10,568)	345,184	343,105	10,422	(12,501)
Total debt securities ...	430,751	448,041	20,033	(2,744)	450,365	461,866	16,932	(5,430)	535,546	535,637	10,725	(10,634)	576,943	575,723	11,323	(12,543)
Non-debt securities.....	25,199	15,457	2,831	(12,573)	37,428	17,421	2,987	(22,994)	28,980	12,002	3,382	(20,360)	28,111	10,776	3,485	(20,821)
Total	455,950	463,498	22,864	(15,317)	487,793	479,287	19,919	(28,424)	564,526	547,639	14,106	(30,994)	605,054	586,499	14,809	(33,364)

(1) Includes provision on non-performing investments

Held to Maturity Investments

The following table sets forth information relating to the Bank's HTM investments as at the specified dates.

	As at 31 March 2017				As at 31 March 2018				As at 31 March 2019				As at 30 June 2019			
	Book Value	Market Value	Unrealized Gain	Unrealized Loss ⁽¹⁾	Book Value	Market Value	Unrealized Gain	Unrealized Loss ⁽¹⁾	Book Value	Market Value	Unrealized Gain	Unrealized Loss ⁽¹⁾	Book Value	Market Value	Unrealized Gain	Unrealized Loss ⁽¹⁾
	(₹ in millions)															
Government securities..	800,243	812,867	19,062	(6,438)	887,121	870,574	3,298	(19,845)	1,040,038	1,035,222	8,987	(13,803)	1,047,396	1,068,826	23,613	(2,183)
Other debt securities..	-	-	-	-	-	-	-	-	-	-	-	-	-	-	-	-
Total debt securities..	800,243	812,867	19,062	(6,438)	887,121	870,574	3,298	(19,845)	1,040,038	1,035,222	8,987	(13,803)	1,047,396	1,068,826	23,613	(2,183)
Non-debt securities..	13,798	13,795	-	(6)	20,994	20,989	-	(5)	22,900	22,896	-	(4)	22,877	22,875	-	(2)
Total.....	814,042	826,659	19,062	(6,444)	908,115	891,563	3,298	(19,850)	1,062,938	1,058,118	8,987	(13,807)	1,070,273	1,091,701	23,613	(2,185)

(1) Includes provision on non performing investments.

Held for Trading Investments

The following table sets forth information relating to the Bank's HFT investments as at the specified dates.

	As at 31 March 2017				As at 31 March 2018				As at 31 March 2019				As at 30 June 2019			
	Book Value	Market Value	Unrealized Gain	Unrealized Loss ⁽¹⁾	Book Value	Market Value	Unrealized Gain	Unrealized Loss ⁽¹⁾	Book Value	Market Value	Unrealized Gain	Unrealized Loss ⁽¹⁾	Book Value	Market Value	Unrealized Gain	Unrealized Loss ⁽¹⁾
	(₹ in millions)															
Government securities .	9,629	9,776	152	(5)	15,049	15,047	0	(2)	9,487	9,491	4	-	16,199	16,213	17	(3)
Other debt securities .	22,021	22,065	50	(5)	156,467	156,499	142	(110)	139,321	139,805	509	(25)	93,352	93,318	18	(52)
Total debt securities .	31,650	31,841	201	(10)	171,516	171,546	142	(112)	148,808	149,296	513	(25)	109,551	109,531	35	(55)
Non-debt securities .	-	-	-	-	-	-	-	-	-	-	-	-	-	-	-	-
Total.....	31,650	31,841	201	(10)	171,516	171,546	142	(112)	148,808	149,296	513	(25)	109,551	109,531	35	(55)

(1) Includes provision on non performing investments

Residual Maturity Profile

The following table sets forth the maturity profile of the gross book value of Government securities in India at the specified dates.

Maturity Buckets	As at 31 March						As at 30 June	
	2017		2018		2019		2019	
	(₹ in million except percentages)							
	Gross Book Value	% to total	Gross Book Value	% to total	Gross Book Value	% to total	Gross Book Value	% to total
1 year	50,957	5.63%	74,466	7.35%	62,580	5.36%	214,010	16.92%
1-3 years	117,900	13.01%	105,288	10.39%	34,297	2.94%	37,443	2.96%
3-5 years	98,934	10.92%	84,408	8.33%	134,431	11.51%	111,252	8.80%
5 years	638,190	70.44%	749,385	73.93%	936,921	80.20%	902,142	71.32%
Total	905,981	100%	1,013,547	100%	1,168,229	100%	1,264,847	100%

The following table sets forth breakdowns of the Bank's gross book value of its corporate bond portfolio in India by maturity profile and ratings distribution.

Maturity Buckets	As at 31 March						As at 30 June	
	2017		2018		2019		2019	
	(₹ in million except percentages)							
	Gross Book Value	% to total	Gross Book Value	% to total	Gross Book Value	% to total	Gross Book Value	% to total
1 year	12,069	4.52%	27,428	8.75%	62,354	15.66%	25,707	8.75%
1-3 years	47,377	17.76%	90,195	28.75%	119,244	29.94%	81,205	27.65%
3-5 years	53,030	19.88%	63,346	20.20%	66,921	16.80%	71,907	24.49%
5 years	154,299	57.84%	132,655	42.30%	149,712	37.59%	114,831	39.10%
Total	266,774	100%	313,624	100%	398,230	100%	293,650	100%

The following table sets forth an analysis of the residual maturity profile of the Bank's investments in Government and corporate debt securities classified as AFS securities and their weighted average market yields as at the specified dates.

	As at 31 March 2019							
	Up to One Year		One to Five Years		Five to Ten Years		More than Ten Years	
	Amount	Yield	Amount	Yield	Amount	Yield	Amount	Yield
	(₹ in millions, except percentages)							
Government securities	56,333	5.08%	48,867	6.63%	22,399	7.06%	26,285	7.79%
Other debt securities	54,500	8.45%	188,294	8.54%	121,750	7.15%	17,208	7.32%
Total debt securities Market Value	110,833	6.74%	237,161	8.15%	144,150	7.14%	43,493	7.61%
Gross Book Value	110,919		239,897		142,611		42,120	

	As at 30 June 2019							
	Up to One Year		One to Five Years		Five to Ten Years		More than Ten Years	
	Amount	Yield	Amount	Yield	Amount	Yield	Amount	Yield
	(₹ in millions, except percentages)							
Government securities	180,466	5.80%	39,280	6.37%	11,772	6.80%	1,100	7.18%
Other debt securities	43,586	7.86%	165,121	8.35%	119,074	6.91%	15,324	6.94%
Total debt securities Market Value	224,052	6.20%	204,401	7.97%	130,846	6.90%	16,424	6.96%
Gross Book Value	224,069		208,701		129,681		14,492	

The following table sets forth an analysis of the residual maturity profile of the Bank's investments in Government and corporate debt securities classified as HTM securities and their weighted average market yields as at the specified dates.

As at 31 March 2019								
	Up to One Year		One to Five Years		Five to Ten Years		More than Ten Years	
	Amount	Yield	Amount	Yield	Amount	Yield	Amount	Yield
(₹ in millions, except percentages)								
Government securities	25,573	6.45%	128,311	6.55%	497,091	7.19%	384,247	7.48%
Other debt securities	-	-	-	-	-	-	-	-
Total debt securities Market Value	25,573	6.45%	128,311	6.55%	497,091	7.19%	384,247	7.48%
Gross Book Value	25,387		126,302		497,146		391,203	

As at 30 June 2019								
	Up to One Year		One to Five Years		Five to Ten Years		More than Ten Years	
	Amount	Yield	Amount	Yield	Amount	Yield	Amount	Yield
(₹ in millions, except percentages)								
Government securities	56,985	6.19%	112,140	6.41%	473,528	6.71%	426,172	6.66%
Other debt securities	-	-	-	-	-	-	-	-
Total debt securities Market Value	56,985	6.19%	112,140	6.41%	473,528	6.71%	426,172	6.66%
Gross Book Value	56,780		111,100		465,879		413,637	

The following tables set forth an analysis of the residual maturity profile of the Bank's investments in Government and corporate debt securities classified as HFT securities and their weighted average market yields as at the specified dates.

As at 31 March 2019								
	Up to One Year		One to Five Years		Five to Ten Years		More than Ten Years	
	Amount	Yield	Amount	Yield	Amount	Yield	Amount	Yield
(₹ in millions, except percentages)								
Government securities	9,301	4.57%	134	6.74%	8	7.43%	49	7.83%
Other debt securities	79,329	8.46%	26,288	8.41%	32,353	8.63%	1,834	8.40%
Total debt securities Market Value	88,630	8.05%	26,422	8.40%	32,361	8.63%	1,883	8.38%
Gross Book Value	88,606		26,321		32,030		1,852	

As at 30 June 2019								
	Up to One Year		One to Five Years		Five to Ten Years		More than Ten Years	
	Amount	Yield	Amount	Yield	Amount	Yield	Amount	Yield
(₹ in millions, except percentages)								
Government securities	4,906	4.64%	1,321	6.49%	9,884	6.75%	103	6.85%
Other debt securities	84,528	6.44%	5,028	7.69%	3,261	8.38%	500	9.49%
Total debt securities Market Value	89,434	6.34%	6,349	7.44%	13,145	7.16%	604	9.04%
Gross Book Value	89,433		6,332		13,188		599	

Asset Liability Gap and Interest Sensitivity Data

The following tables set forth the Bank's asset-liability gap position for the specified periods.

As at 31 March 2019 ⁽¹⁾⁽²⁾⁽³⁾									
	1-30 Days	31 Days 2 months	2-3 Months	3-6 Months	6-12 Months	1-3 Years	3-5 Years	Over 5 Years	Total
	(₹ in millions, except percentages)								
Cash and Balance with RBI	143,537	11,132	10,506	22,885	31,608	32,282	4,076	94,964	350,990
Balance with Banks	288,587	1,197	197	10,513	19,811	750			321,056
Investments	509,303	75,691	79,722	102,474	201,956	230,316	97,735	452,496	1,749,693

As at 31 March 2019 ⁽¹⁾⁽²⁾⁽³⁾									
	1-30 Days	31 Days 2 months	2-3 Months	3-6 Months	6-12 Months	1-3 Years	3-5 Years	Over 5 Years	Total
(₹ in millions, except percentages)									
Advances.....	270,956	96,569	145,244	225,789	297,844	945,994	598,085	2367,499	4947,980
Fixed assets	-	-	-	-	-	-	-	40,366	40,366
Other assets	85,977	1,863	1,594	55,236	69,820	102,138	70,384	212,869	599,880
Total assets.....	1,298,361	186,453	237,263	416,896	621,039	1,311,480	770,280	3168,194	8,009,965
Capital.....	-	-	-	-	-	-	-	5,143	5,143
Reserves	-	-	-	-	-	-	-	661,620	661,620
Deposits	657,035	366,961	359,842	555,502	1,079,871	371,165	100,370	1,993,968	5,484,713
Borrowings.....	213,624	104,572	116,028	163,156	225,259	294,802	173,699	236,617	1,527,758
Other liabilities.....	28,062	15,358	14,347	53	37	223,589	-	49,284	330,731
Total Liabilities.....	898,721	486,891	490,217	718,711	1,305,167	889,557	274,069	2,946,633	8,009,965
Liquidity gap.....	399,640	(300,438)	(252,954)	(301,815)	(684,128)	421,923	496,211	221,562	
Cumulative gap	399,640	99,202	(153,752)	(455,567)	(1,139,695)	(717,773)	(221,562)	-	
Cumulative liabilities	898,721	1,385,612	1,875,829	2,594,540	3,899,707	4,789,264	5,063,333	8,009,965	
Cumulative liquidity gap as a % of cumulative liabilities	44.47%	7.16%	(8.20)%	(17.56)%	(29.23)%	(14.99)%	(4.38)%	0.00%	

- (1) Classification methodologies are based on the Asset Liability Management Guidelines issued by the RBI.
(2) Assets and liabilities are classified into categories as per residual maturity.
(3) Assets and liabilities that do not mature or have ambiguous maturities are classified according to historical behavioral analysis or management judgment.

As at 30 June 2019 ⁽¹⁾⁽²⁾⁽³⁾									
	1-30 Days	31 Days 2 months	2-3 Months	3-6 Months	6-12 Months	1-3 Years	3-5 Years	Over 5 Years	Total
(₹ in millions, except percentages)									
Cash and Balance with RBI.....	75,474	6,982	4,022	7,350	6,932	6,332	1,647	175,541	284,280
Balance with Banks	71,363	3,150	2,661	3,610	17,704	-	-	-	98,489
Investments	562,614	58,525	35,851	61,744	119,928	142,940	87,026	689,288	1,757,915
Advances.....	235,938	118,649	118,929	212,871	311,207	1,022,979	605,731	2,346,456	4,972,760
Fixed assets	-	-	-	-	-	-	-	40,532	40,532
Other assets	78,342	15,718	14,166	62,638	40,575	106,185	67,411	206,652	591,686
Total assets.....	1,023,730	203,024	175,629	348,213	496,346	1,278,435	761,816	3,458,469	7,745,662
Capital.....	-	-	-	-	-	-	-	5,239	5,239
Reserves	-	-	-	-	-	-	-	707,037	707,037
Deposits.....	559,767	361,213	202,333	390,651	688,731	152,002	37,762	3,014,319	5,406,777
Borrowings.....	189,644	85,624	45,864	120,870	248,274	252,079	122,214	236,646	1,301,214
Other liabilities	27,212	13,958	12,951	611	69	31,929	-	238,664	325,394
Total Liabilities.....	776,623	460,794	261,148	512,133	937,074	436,009	159,975	4,201,905	7,745,662
Liquidity gap.....	247,107	(257,771)	(85,519)	(163,919)	(440,728)	842,426	601,840	(743,436)	
Cumulative gap	247,107	(10,663)	(96,182)	(260,102)	(700,830)	141,596	743,436	-	
Cumulative liabilities.....	776,623	1,237,417	1,498,566	2,010,698	2,947,772	3,383,781	3,543,757	7,745,662	
Cumulative liquidity gap as a % of cumulative liabilities	31.82%	(0.86)%	(6.42)%	(12.94)%	(23.77)%	4.18%	20.98%	0.00%	

- (1) Classification methodologies are based on the Asset Liability Management Guidelines issued by the RBI.
(2) Assets and liabilities are classified into categories as per residual maturity.
(3) Assets and liabilities that do not mature or have ambiguous maturities are classified according to historical behavioral analysis or management judgment.

Loan Portfolio and Credit Substitutes

As at 31 March 2019 and 30 June 2019, the Bank's gross loan portfolio was ₹ 5,110.96 billion and ₹ 5,133.23 billion, respectively. As at those same dates, Bank's gross credit substitutes outstanding was ₹ 551.14 billion and ₹ 466.76 billion, respectively.

As at 31 March 2019 and 30 June 2019, almost all of the Bank's gross loans and credit substitutes were to borrowers in India and approximately 90.77% and 91.61%, respectively, are denominated in Rupees. For a description of the Bank's corporate and retail loan products, see "*Business—The Bank's Principal Activities—Corporate Sub-group*" and "*Business—The Bank's Principal Activities—Retail Banking*" on pages 168 and 162, respectively.

The following table sets forth the Bank's gross advances plus credit substitutes portfolio for the specified periods.

	As at 31 March			As at 30 June
	2017	2018	2019	2019
	(₹ in millions)			
Corporate loans	1,652,448	1,865,088	1,967,474	1,901,400
Of which				
– Domestic corporate loans.....	1,219,457	1,428,054	1,661,522	1,631,657
– Foreign corporate loans.....	432,991	437,034	305,952	269,743
SME loans	503,329	601,045	671,118	632,177
Of which				
– Domestic SME loans.....	500,635	599,204	669,116	629,910
– Foreign SME loans	2,694	1,841	2,002	2,267
Retail loans.....	1,691,457	2,079,375	2,472,372	2,599,649
Of which				
– Domestic retail loans.....	1,616,424	1,962,112	2,373,024	2,492,584
– Foreign retail loans.....	75,033	117,263	99,348	107,065
Total gross loans	3,847,234	4,545,508	5,110,964	5,133,226
Of which				
– Domestic loans.....	3,336,516	3,989,370	4,703,662	4,754,151
– Foreign loans.....	510,718	556,138	407,302	379,075
Credit substitutes⁽¹⁾	377,346	511,135	551,136	466,763
Gross loans plus credit substitutes ..	4,224,580	5,056,643	5,662,100	5,599,989

(1) Credit substitutes include bonds, equity shares, preference shares, security receipts, commercial paper, certificates of deposits and pass through certificates.

Maturity and Interest Rate Sensitivity of Loans and Credit Substitutes

The following tables set forth the interest rate sensitivity of the Bank's loans and credit substitutes for the specified periods:

	As at 31 March 2019				
	Due in One Year or Less	One Year to Five Years	Due after Five Years	No contracted maturity	Total
	(₹ in millions)				
Interest rate classification of loans by maturity					
Variable rates	427,710	1,046,942	1,285,736	1,071,350	3,831,738
Fixed rates	452,615	508,968	213,421	104,223	1,279,226
Others	-	-	-	-	-
Gross Loans	880,325	1,555,910	1,499,157	1,175,573	5,110,964
Interest rate classification of credit substitutes by maturity					
Variable rates	10	8,765	20,328	27,947	57,050
Fixed rates	133,318	209,403	151,365	-	494,087
Others	-	-	-	-	-
Gross Credit Substitutes	133,328	218,169	171,693	27,947	551,136
Interest rate classification of loans and credit substitutes by maturity					
Variable rates	427,720	1,055,707	1,306,064	1,099,297	3,888,788

As at 31 March 2019					
	Due in One Year or Less	One Year to Five Years	Due after Five Years	No contracted maturity	Total
(₹ in millions)					
Fixed rates	585,933	718,371	364,786	104,223	1,773,313
Others	–	–	–	–	–
Gross loans and credit substitutes...	1,013,653	1,774,079	1,670,850	1,203,520	5,662,100

As at 30 June 2019					
	Due in One Year or Less	One Year to Five Years	Due after Five Years	No contracted maturity	Total
(₹ in millions)					
Interest rate classification of loans by maturity					
Variable rates	403,990	1,069,515	1,293,071	1,042,547	3,809,122
Fixed rates	458,299	539,421	217,912	108,472	1,324,104
Gross Loans	862,289	1,608,936	1,510,938	1,151,019	5,133,226

Interest rate classification of credit substitutes by maturity					
	Due in One Year or Less	One Year to Five Years	Due after Five Years	No contracted maturity	Total
(₹ in millions)					
Variable rates	10	8,765	20,228	27,008	56,011
Fixed rates	127,585	166,378	116,788	–	410,752
Others	–	–	–	–	–
Gross Credit Substitutes	127,595	175,144	137,016	27,008	466,763

Interest rate classification of loans and credit substitutes by maturity					
	Due in One Year or Less	One Year to Five Years	Due after Five Years	No contracted maturity	Total
(₹ in millions)					
Variable rates	404,000	1,078,280	1,313,299	1,069,555	3,865,133
Fixed rates	585,884	705,799	334,700	108,472	1,734,856
Others	–	–	–	–	–
Gross loans and credit substitutes...	989,884	1,784,080	1,647,954	1,178,027	5,599,989

Concentration of Loans and Credit Substitutes

The Bank follows a policy of portfolio diversification and evaluates its total financing exposure in a particular industry in the light of the Bank's growth and profitability forecasts for that industry. The Bank's Risk Department monitors all major sectors of the economy and specifically follows industries in which the Bank has credit exposure. The Bank actively manages its loan portfolio by responding to economic weaknesses in an industry segment by restricting new credits to that industry segment and by increasing new credits to growing industry segments. In order to avoid concentration, the Bank has set internal ceilings on portfolio exposures to different industry sectors.

The following table sets forth the Bank's gross fund-based loans outstanding and credit substitutes categorized by borrower industry or economic activity as at the specified dates.

	As at 31 March				As at 30 June			
	2017		2018		2019		2019	
(₹ in millions, except percentages)								
Retail Loans.....	1,420,100	33.62%	1,765,757	34.92%	2,125,076	37.53%	2,263,024	40.41%
Telecommunication services	40,947	0.97%	66,721	1.32%	127,446	2.25%	88,330	1.58%
Chemical and chemical products.....	48,543	1.15%	61,081	1.21%	95,686	1.69%	94,473	1.69%
Drugs and pharmaceuticals.....	64,952	1.54%	82,629	1.63%	81,869	1.45%	81,157	1.45%
Agriculture	269,771	6.39%	316,661	6.26%	348,598	6.16%	376,323	6.72%
Textiles	73,651	1.74%	74,831	1.48%	88,849	1.57%	87,117	1.56%
Real estate	150,902	3.57%	181,590	3.59%	196,121	3.46%	169,886	3.03%
Transportation and Logistics	94,783	2.24%	91,800	1.82%	94,698	1.67%	100,449	1.79%
Cement	50,402	1.19%	90,620	1.79%	76,156	1.35%	73,779	1.32%
Trading	113,339	2.68%	142,655	2.82%	152,682	2.70%	151,681	2.71%
Engineering	114,539	2.71%	129,586	2.56%	136,636	2.41%	133,486	2.38%

	As at 31 March						As at 30 June	
	2017		2018		2019		2019	
	(₹ in millions, except percentages)							
Food Processing	114,843	2.72%	127,829	2.53%	117,140	2.07%	116,428	2.08%
Power	280,182	6.63%	183,436	3.63%	265,963	4.70%	242,566	4.33%
Petrochemicals and Petroleum Products.....	36,242	0.86%	53,120	1.05%	131,569	2.32%	102,359	1.83%
Financial Intermediaries -								
Housing Fin. Companies	83,642	1.98%	173,324	3.43%	213,543	3.77%	147,897	2.64%
Entertainment and Media	16,742	0.40%	18,384	0.36%	38,752	0.68%	54,975	0.98%
Metal and metal products	256,749	6.08%	219,462	4.34%	259,865	4.59%	258,985	4.62%
Infrastructure	200,006	4.74%	229,993	4.55%	199,311	3.52%	178,451	3.19%
Paper and paper products.....	16,191	0.38%	15,991	0.32%	17,401	0.31%	17,174	0.31%
Financial intermediaries –								
others.....	306,688	7.26%	500,576	9.90%	455,212	8.04%	398,695	7.12%
Gems and Jewellery.....	36,252	0.86%	43,669	0.86%	26,589	0.47%	24,229	0.43%
Sugar	5,532	0.13%	7,624	0.15%	7,674	0.14%	7,901	0.14%
IT and ITES.....	26,276	0.62%	33,713	0.67%	29,313	0.52%	27,202	0.49%
Auto Ancillaries	61,829	1.46%	82,590	1.63%	108,855	1.92%	103,553	1.85%
Others	341,477	8.08%	363,002	7.18%	267,095	4.72%	299,868	5.35%
Gross loans and credit substitutes	4,224,580	100.00%	5,056,643	100.00%	5,662,100	100.00%	5,599,990	100.00%

As at 31 March 2019, aggregate credit exposure (including derivative exposure) to the Bank's 20 largest borrowers (fund and non-fund based) amounted to ₹ 626.77 billion, representing 71.66% of the Bank's total capital (comprising Tier I capital and Tier II capital). The Bank's single largest borrower (fund and non-fund based) as at 31 March 2019 had a loan balance of ₹ 60.18 billion, representing 6.88 % of the Bank's total capital (comprising Tier I capital and Tier II capital).

Non-Performing Assets

The Bank has absorbed the losses arising on account of impairment of loans as some borrowers were impacted by negative trends in the global marketplace, recessionary conditions in the domestic economy, increased competition arising out of economic liberalization in India and volatility in industrial growth and commodity prices.

Several measures have since been adopted by the Bank to refine its credit selection processes and appraisal capabilities. These include creation of an independent Risk Department which scrutinizes all credit proposals of ₹ 10 million and above, introduction of a rigorous Credit Rating model, rolling out a Credit Monitoring tool to evaluate the performance of accounts at certain intervals and putting in place a Credit Audit mechanism.

As at 31 March 2019, the gross NPAs as a proportion of gross customer assets were 5.26% and net NPAs as a proportion of net customer assets were 2.06%. The Bank had, on 31 March 2019, effected a provision cover of 62.15% on the Bank's gross NPAs (excluding prudential write-offs). This provision cover may be viewed against the Bank's policy of writing off all loss assets and doubtful assets to the extent of security shortfall, against which full provisions are made. As at 31 March 2019, the provisioning coverage ratio of the Bank was 76.78% pursuant to applicable RBI guidelines including prudential write-offs.

As at 30 June 2019, the gross NPAs as a proportion of gross customer assets were 5.25% and net NPAs as a proportion of net customer assets were 2.04%. The Bank had, on 30 June 2019, effected a provision cover of 62.46% on the Bank's gross NPAs (excluding prudential write-offs). This provision cover may be viewed against the Bank's policy of writing off all loss assets and doubtful assets to the extent of security shortfall, against which full provisions are made. As at 30 June 2019, the provisioning coverage ratio of the Bank was 78.24% pursuant to applicable RBI guidelines including prudential write-offs.

The following table sets forth information about the Bank's NPA portfolio as at the specified dates.

	As at 31 March			As at 30 June
	2017	2018	2019	2019
	(Rs. in millions, except percentages)			
Non-Performing Assets				
Non-Retail advances (A)	182,651	279,819	243,568	233,577

Retail advances (B)	17,806	28,945	27,897	32,974
Investments (C)	12,348	33,723	26,430	27,498
Gross NPAs (D=A+B+C).....	212,805	342,486	297,895	294,049
Specific provisions (E)	122,057	173,560	183,508	182,164
Interest capitalization – restructured NPA accounts ⁽¹⁾ (F).....	4,482	3,010	1,631	1,510
Net NPAs (NPA net of provisions) (G=D-E-F) ...	86,266	165,917	112,756	110,375
Gross customer assets (H)	4,224,580	5,056,644	5,662,101	5,599,989
Net customer assets ⁽²⁾ (I)	4,097,084	4,879,788	5,476,695	5,416,049
Gross new additions to non-performing assets (slippages) ⁽³⁾ (J).....	217,818	334,190	138,711	47,979
Net new additions to non-performing assets (slippages) ⁽⁴⁾ (K).....	174,151	246,560	47,703	26,205
Gross NPA ratio (Gross NPAs/gross customer assets) (%) (L=D/H).....	5.04	6.77	5.26	5.25
Net NPA ratio (Net NPAs/net customer assets) (%) (M=G/I).....	2.11	3.40	2.06	2.04
Total provisions ⁽⁵⁾ (N=E+F)	126,539	176,570	185,139	183,674
Total provisions as a percentage of Gross NPAs (O=N/D).....	59.48	51.56	62.15	62.46
Provisioning coverage ratio pursuant to applicable RBI guidelines (including prudential write-offs).....	64.79	65.05	76.78	78.24

- (1) Interest capitalization – restructured NPA accounts represents unrealized income that is provided for in the books of accounts on funded interest term loan/debt or equity instrument created by conversion of unpaid interest.
- (2) Net customer assets is calculated as gross customer assets less NPA provisions, floating provisions, restructuring provisions and Interest capitalization – restructure NPA accounts provisions.
- (3) Gross new additions to non-performing assets (slippages) is calculated as sum of new assets classified as non-performing during the period.
- (4) Net new additions to non-performing assets (slippages) is calculated as gross new additions to non-performing assets (slippages) during the period less recoveries and upgradations from non-performing assets during the period.
- (5) Total provisions include specific provisions (i.e., provisions in respect of NPAs) and interest capitalization – restructured NPA accounts

Recognition of Non-Performing Assets

As a commercial bank operating in India, the Bank recognizes NPAs strictly on the basis of the RBI's current guidelines. The current guidelines require banks in India to classify their NPAs into the following three categories based on the period for which the loan has remained non-performing and the estimated realization of dues:

- Substandard assets;
- Doubtful assets; and
- Loss assets.

Substandard Assets

An account becomes non-performing if the interest and/or instalment of principal remains overdue for more than 90 days (an exception to this rule is advances to agricultural borrowers which will be classified as non-performing only if the advance/loan remains overdue for more than two crop seasons in the case of short-duration crops and one crop season for long-duration crops). A substandard asset is one which has remained non-performing for a period of up to 12 months.

Doubtful Assets

A doubtful asset is one which has remained an NPA for a period greater than 12 months. Doubtful assets are classified into Doubtful-I, Doubtful-II and Doubtful-III depending on the age of the NPAs as set out below:

- (a) If the asset has remained in the doubtful category for a period of up to one year it is classified as a Doubtful-I asset.
- (b) If the asset has remained in the doubtful category for a period of more than one year but less than three years it is classified as a Doubtful-II asset.
- (c) If the asset has remained in the doubtful category for a period of more than three years it is classified as a Doubtful-III asset.

Loss Assets

A loss asset is one which is considered irrecoverable with little or no salvage value.

An NPA need not go through the various stages of classification in cases of serious credit impairment and such assets should be immediately classified as doubtful or as a loss asset, as appropriate. Erosion in the value of security can be reckoned as significant when the realizable value of the security is less than 50% of the value assessed by the Bank or accepted by the RBI at the time of last inspection, as the case may be. Such NPAs may be immediately classified as a Doubtful Asset.

If the realizable value of the security, as assessed by the Bank, approved appraisers or the RBI is less than 10% of the borrower's outstanding accounts, the existence of the security is ignored and the asset is immediately classified as a loss that may be either written-off or fully provided for by the Bank.

Non-Accrual Policy

When an asset is classified as non-performing, interest accrual is stopped and the unrealized interest is reversed by debit to the profit and loss account. In accordance with the RBI guidelines, interest realized on NPAs may be added to the income account provided the credits in the accounts towards interest are not out of additional credit facilities sanctioned to the borrower. The RBI has also stipulated that in the absence of a clear agreement between the Bank and the borrower for the purpose of appropriating recoveries in NPAs (i.e. towards principal or interest due), banks should adopt an accounting principle and exercise the right of appropriation of recoveries in a uniform and consistent manner. In the case of NPAs where recoveries are effected as a result of a settlement or otherwise, the Bank's policy is first to appropriate the same against principal amount due from the borrower as application of interest would have ceased in such accounts. In NPA accounts where transactions have virtually ceased, recoveries will be appropriated towards the principal amount. Only in cases where the nature of continuing transactions allows the Bank to conclude that recovery of the principal is not in jeopardy are recoveries appropriated against interest.

Interest foregone

Interest foregone is the interest due on non-performing loans that has not been accrued in the Bank's books of accounts. The following table sets forth the outstanding amount of interest foregone on existing non-performing loans as at the respective dates.

Year	Interest Foregone (₹ in millions)
31 March 2017	12,108
31 March 2018	27,275
31 March 2019	29,308
30 June 2019.....	30,923

Policy for making Non-Performing Assets Provisions

Corporate Credit

Substandard assets.....	15% of the fund-based outstanding (25% of the fund-based outstanding if the facilities are ab initio unsecured)
Doubtful assets	Doubtful-I – 100% of the unsecured portion plus 25% of the secured portion Doubtful-II – 100% of the unsecured portion plus 40% of the secured portion Doubtful-III – 100% of the outstanding
Loss assets.....	100% to be provided or written-off

Retail and Agricultural Advances

In the case of retail advances, the Bank makes provisions when the retail advances reach specified stages of delinquency (90 days or more of delinquency), which is a more conservative approach than the RBI prudential norms. The provisions for different stages of delinquency range from 15% to 100% of the value of delinquent loans depending on the duration of delinquency.

Provisions in respect of agriculture advances classified into sub-standard and doubtful assets are made at rates which are higher than those prescribed by the RBI.

Floating Provisions

In June 2006, the RBI issued prudential norms on creation and utilization of floating provisions (i.e., provisions which are not made in respect of specific NPAs or are made in excess of regulatory requirements for provisions for standard assets). The norms state that floating provisions can be used only for contingencies under extraordinary circumstances for making specific provisions in impaired accounts after obtaining approval from the Board of Directors and with the prior permission of the RBI. Floating provisions for advances and investments will be held separately and cannot be reversed by credit to the profit and loss account. Until utilization of such provisions, they can be netted out from gross NPAs to arrive at disclosure of net NPAs. Alternatively, floating provisions can be treated as part of Tier II capital within the overall ceiling of 1.25% of total risk-weighted assets.

Floating provisions do not include specific voluntary provisions made by banks for advances which are higher than the minimum provision stipulated by the RBI guidelines. For fiscal 2019 and the three months ended 30 June 2019, floating provisions amounting to ₹ 33 million and ₹ 33 million, respectively, have not been netted off from gross NPAs to arrive at net NPAs since they have been considered part of the Tier II capital of the Bank.

Analysis of Non-Performing Loans by Industry Sector

The following table sets forth the Bank's non-performing loans, by borrowers' industry or economic activity and as a percentage of the Bank's loans in the respective industry or economic activities sector for the specified periods. These figures do not include credit substitutes.

Name of the Industry	As at 31 March 2017			As at 31 March 2018			As at 31 March 2019			As at 30 June 2019		
	Gross Loans	NPA in industry	NPA% of Gross Loans	Gross Loans	NPA in industry	NPA% of Gross Loans	Gross Loans	NPA in industry	NPA% of Gross Loans	Gross Loans	NPA in industry	NPA% of Gross Loans
Telecommunication services	39,885	3,440	8.62%	55,971	1,086	1.94%	113,692	4	0.00%	74,935	4	0.01%
Chemical and chemical products.....	48,543	1,751	3.61%	60,927	7,282	11.95%	95,542	5,411	5.66%	94,473	5,264	5.57%
Drugs and pharmaceuticals.....	64,377	2,271	3.53%	80,901	2,502	3.09%	79,953	494	0.62%	79,481	493	0.62%
Agriculture	269,695	4,592	1.70%	316,585	7,894	2.49%	348,522	10,516	3.02%	336,625	13,706	4.07%
Textiles	71,600	9,412	13.15%	69,804	8,325	11.93%	83,472	9,054	10.85%	82,378	8,888	10.79%
Real estate	136,402	3,398	2.49%	163,652	13,458	8.22%	182,504	14,392	7.89%	158,886	14,375	9.05%
Transportation and logistics	64,408	7,871	12.22%	67,511	4,671	6.92%	71,283	6,929	9.72%	77,122	10,321	13.38%
Cement.....	48,102	32	0.07%	87,519	6,135	7.01%	67,779	6,847	10.10%	66,299	6,847	10.33%
Trading.....	113,339	4,371	3.86%	142,655	5,716	4.01%	152,682	6,782	4.44%	151,681	7,373	4.86%
Engineering.....	112,404	9,527	8.48%	129,586	17,312	13.36%	136,636	16,053	11.75%	133,486	16,057	12.03%
Food Processing	114,843	5,673	4.94%	127,829	11,080	8.67%	117,140	10,232	8.73%	116,428	6,898	5.92%
Power.....	197,482	5,846	2.96%	176,162	73,353	41.64%	196,130	72,103	36.76%	186,380	74,647	40.05%
Petrochemicals and petroleum products.....	35,799	57	0.16%	52,426	269	0.51%	100,014	7,681	7.68%	89,582	7,679	8.57%
Financial intermediaries – Housing Fin. Companies ..	49,368	0	0.00%	88,454	0	0.00%	115,158	0	0.00%	112,599	-	-
Entertainment and Media ..	16,592	1,175	7.08%	18,384	1,143	6.22%	38,752	1,155	2.98%	54,975	1,132	2.06%
Metal and metal products ..	255,684	41,577	16.26%	218,041	36,587	16.78%	258,753	11,808	4.56%	257,926	11,381	4.41%
Infrastructure.....	177,691	23,560	13.26%	138,967	40,112	28.86%	145,444	39,886	27.42%	140,628	39,611	28.17%
Paper and paper products..	15,341	465	3.03%	15,001	1,604	10.69%	16,412	1,513	9.22%	16,184	1,449	8.95%
Financial intermediaries others	182,285	1,071	0.59%	304,375	859	0.28%	281,821	2,105	0.75%	269,915	907	0.34%
Gems and jewellery.....	35,902	1,298	3.62%	43,669	2,996	6.86%	26,589	1,934	7.27%	24,229	1,745	7.20%
Sugar	5,532	0	0.00%	5,403	552	10.22%	5,453	546	10.01%	5,680	1,251	22.03%
IT and ITES	25,953	2,192	8.45%	33,108	3,743	11.31%	29,270	2,865	9.79%	27,120	398	1.47%
Auto ancillaries	61,702	5,354	8.68%	82,360	6,635	8.06%	108,068	1,843	1.71%	102,701	2,664	2.59%
Retail loans	1,412,507	12,020	0.85%	1,758,178	20,001	1.14%	2,125,076	17,095	0.80%	2,263,024	18,932	0.84%
Others.....	291,798	53,504	18.34%	308,041	35,448	11.51%	214,819	24,218	11.27%	210,489	14,530	6.90%
Total.....	3,847,234	200,457	5.21%	4,545,508	308,763	6.79%	5,110,964	271,466	5.31%	5,133,226	266,552	5.19%

Top 10 Non-Performing Corporate Loans

As at 31 March 2019 the top ten non-performing corporate loans represented 36.44% of the Bank's gross non-performing corporate loans, 28.33% of the Bank's net non-performing corporate loans and 3.36% of the Bank's gross corporate loan portfolio.

As at 30 June 2019 the top ten non-performing corporate loans represented 33.24% of the Bank's gross non-performing non-retail loans, 25.04% of the Bank's net non-performing non-retail loans and 3.43% of the Bank's gross non-retail loan portfolio.

The following tables set forth information regarding the Bank's ten largest non-performing corporate loans as well as the value of the collateral securing the loan (the collateral valuations are based on the audited financial statements of the borrower or independently arrived at by outside agencies) for the specified periods. However, the net realizable value of such collateral may be substantially less, if anything.

As at 31 March 2019							
Borrower	Industry	Type of Banking Arrangement	Gross Principal Outstanding	Provision	Principal Outstanding Net of Provisions for Credit Losses	Security	Currently servicing all Interest Payments
(₹ in millions)							
1	Power Generation	Consortium	13,043	9,877	3,167	5,278	No
2	Power Generation	Consortium	11,854	7,407	4,447	8,636	No
3	Oil And Gas Related Services	Consortium	9,547	7,162	2,385	3,976	No
4	Iron & Steel - Manufacturing	Consortium	8,652	6,472	2,180	4,092	No
5	Power Generation	Consortium	8,617	5,700	2,917	4,862	No
6	Mining & Quarrying (Coal)	Sole Banking	7,884	7,884	-	-	No
7	Textiles: Cotton	Consortium	7,871	7,642	229	1,875	No
8	Petroleum Products	Consortium	7,401	1,110	6,291	15,968	No
9	Cement And Cement Products	Consortium	7,143	4,825	2,318	7,031	No
10	Power Generation	Consortium	6,743	3,729	3,015	9,859	No
Total.....			88,756	61,807	26,949	61,577	

As at 30 June 2019							
Borrower	Industry	Type of Banking Arrangement	Gross Principal Outstanding	Provision	Principal Outstanding Net of Provisions for Credit Losses	Security	Currently servicing all Interest Payments
(₹ in millions)							
1	Power Generation	Consortium	13,023	9,856	3,167	5,278	No
2	Power Generation	Consortium	11,854	7,407	4,447	8,580	No
3	Oil And Gas Related Services	Consortium	9,546	7,211	2,335	3,892	No
4	Iron & Steel - Manufacturing	Consortium	8,640	6,424	2,216	1,107	No
5	Power Generation	Consortium	8,617	5,700	2,917	4,862	No
6	Textiles: Cotton	Consortium	7,871	7,685	186	40,893	No
7	Petroleum Products	Consortium	7,400	1,850	5,550	14,381	No
8	Cement And Cement Products	Consortium	7,143	4,847	2,296	6,978	No

9	Power Generation	Consortium	6,743	6,743	-	10,198	No
10	Power Generation	Consortium	5,946	4,886	1,059	510	No
Total.....			86,783	62,611	24,172	96,681	

Strategy with respect to irregular accounts, NPAs and non-NPA stressed assets

Stressed Assets

The stressed assets of the Bank are classified into the following two main categories:

- i. The Non-Performing Assets (NPAs); and
- ii. The Special Mention Accounts (SMAs).

Non-Performing Assets:

NPAs are defined as assets, including leased assets, which become non-performing when they cease to generate income for a bank. The RBI has stated the following criterion for recognizing an NPA:

- i. There being a default in payment of interest and/or instalment of principal, or amounts due remain irregular for a period of more than 90 days in respect of a term loans, cash credits, overdrafts, bill discounting products, securitization transactions or derivative transactions; or
- ii. The instalment of principal or interest thereon remains overdue for two crop seasons for short duration crops and the instalment of principal or interest thereon remains overdue for one crop season for long duration crops.

Special Mention Accounts:

In January 2014, the RBI introduced new concept of SMAs. The RBI has stated the following criterion for recognizing SMAs:

SMA sub-categories	Basis for classification
SMA-0	Principal or interest payment not overdue for more than 30 days but account showing signs of onset of stress
SMA-1	Principal or interest payment overdue for a period of 31 to 60 days
SMA-2	Principal or interest payment overdue for a period of 61 to 90 days

The RBI has also established a Central Repository of Information on Large Credits (CRILC).

The Bank is required to report credit information, including classification of an account as a SMA to the CRILC for all borrowers having aggregate fund-based and non-fund based exposure of ₹ 50 million and above.

In cases where the aggregate exposure of the Bank is ₹ 1,000 million or above a Joint Lenders Forum (JLF) is formed to explore a timely corrective action plan (CAP) which may include the following options:

- a) *Rectification* – This involves obtaining a specific commitment from the borrower to regularize the account so that the account comes out of SMA category or alternately does not slip into the NPA category;
- b) *Restructuring* – This involves considering the possibility of restructuring the account where the borrower is not a willful defaulter and it is *prima facie* viable to restructure such account; and
- c) *Recovery* – Where rectification and restricting options, as mentioned above, are not feasible, due recovery process may be initiated.

The accounts falling under the SMA-2 category are closely monitored and the applicable CAP is determined by the respective business teams in consultation with the borrower and other lenders.

Furthermore, high value irregular/weak accounts in the CRG portfolio showing signs of persistent long term stress which have not been classified as NPA are handled by the Structured Solutions Group which forms part of Structured Finance Group (SFG). Such accounts in the SME portfolio continue to be handled by the SME team.

Apart from the above mentioned classifications, any other assets where there might not be a serious financial delay in repayment of dues (or defaults) but which otherwise are showing signs of stress and therefore require special attention and monitoring can also be considered as part of stressed assets of the Bank.

All corporate and retail lending accounts having an exposure of ₹ 50 million and above and which become a NPA are dealt with by the Stressed Assets Group and the Retail Collections team respectively.

Non-NPA Stressed Cases:

The Bank has introduced a credit quality monitoring tool that monitors parameters such as documentation, security compliance, financial and operating performance, inspection and internal audit findings, financial discipline and market intelligence. After a loan is disbursed the Bank periodically reviews a borrower's credit. Any rating downgrade is reported to the Corporate Office.

The Bank attempts to identify stressed assets at an early stage to prevent and reduce NPA levels. To achieve this, the Structured Solutions Group, which forms part of the Structured Finance Group, continuously monitors high-value accounts that show symptoms of weakness, but are not NPAs. The resolution strategy for such accounts is being arrived at based on SWOT analysis of the individual accounts. The resolution strategy could include timely exit, restructuring of accounts, change of management, mergers & acquisitions etc.

NPA Resolution for Corporate Lending Accounts:

The resolution of stressed assets in the corporate lending accounts segment is undertaken by the following departments:

- i. Stressed Assets Group (**SA Group**);
- ii. Special Solutions Group (**SS Group**); and
- iii. Other Business Departments.

SA Group:

The SA Group, which forms part of the Bank's Structured Finance Group, is entrusted with the task of resolution of NPAs (corporate NPAs with exposure of more than ₹ 50 million) so as to effect best possible recoveries in a timely manner.

The SA Group is manned by officials having experience in credit/NPA resolution. Each individual resolution Risk Management (**RM**) team in the SA Group manages a specific portfolio of NPAs for resolution or recovery. The resolution RMs are supported by in-house legal support within the SA Group by officials with legal background and experience. Assistance of the Bank's legal department is also sought wherever required. Advocate/external counsels are engaged in all legal cases/proceedings.

The SA Group implements multi-pronged resolution/recovery strategy including:

- (a) initiation of timely legal action and pursuing the same aggressively;
- (b) negotiations with borrowers for settlement;
- (c) exploring possibilities of assignment of debts to asset reconstruction companies to realize best possible recovery in present value terms and elimination of the credit risk and uncertainties of recoveries after prolonged legal proceedings;
- (d) active interaction with other lenders in case with multiple lenders/common securities; and
- (e) sale of securities.

The NPAs are closely and regularly reviewed by the head of the SA Group as well as the head of the SFG for status of each account and achievement of targets/milestones/progress.

Asset Quality Metrics

The Bank's asset quality metrics improved during fiscal 2019, with the level of performing loans reclassified as NPAs having moderated significantly from the highs witnessed in fiscal 2018, thus leading to a reduction in the Bank's NPA ratios.

- Gross additions to the non-performing assets in the three months ended 30 June 2018 were ₹ 43.37 billion as compared to ₹ 47.98 billion in the three months ended 30 June 2019, and were ₹ 217.82 billion in fiscal 2017, ₹ 334.19 billion in fiscal 2018 and ₹ 138.71 billion in fiscal 2019.
- Gross non-performing assets as at 31 March 2017, 31 March 2018, 31 March 2019 and 30 June 2019 were ₹ 212.80 billion, ₹ 342.49 billion, ₹ 297.89 billion and ₹ 294.05 billion, respectively.
- Net non-performing assets as at 31 March 2017, 31 March 2018, 31 March 2019 and 30 June 2019 were, ₹ 86.27 billion, ₹ 165.92 billion, ₹ 112.76 billion and ₹ 110.37 billion, respectively.
- The net non-performing assets ratio as at 31 March 2017, 31 March 2018, 31 March 2019 and 30 June 2019 were 2.11%, 3.40%, 2.06% and 2.04%, respectively.
- Upgrades and recoveries totaled ₹ 43.67 billion, ₹ 87.63 billion and ₹ 91.01 billion for fiscals 2017, 2018 and 2019, respectively, and ₹ 29.16 billion in the three months ended 30 June 2018 as compared to ₹ 21.77 billion in the three months ended 30 June 2019.

Provisions for NPAs

The following table sets forth movements in the Bank's provisions against NPAs for the specified periods.

Particulars	For the year ended 31 March			For the three months ended 30 June
	2017	2018	2019	2019
	(₹ in millions)			
Specific provisions at the beginning of the year/period:				
Non-Retail advances (A)	24,198	100,927	132,720	148,263
Retail advances (B)	7,412	11,521	14,720	14,269
Investments (C)	2,324	9,609	26,119	20,976
Total specific provisions at the beginning of the year/period (D=A+B+C)	33,934	122,057	173,559	183,508
Additions during the period (E)	105,530	171,451	100,618	28,705
Reductions during the period on account of recovery and write-offs (F)	(17,407)	(119,949)	(90,670)	(30,049)
Specific provisions at the end of the year/period (G=D+E-F) ..	122,057	173,559	183,508	182,164
Floating provisions:				
Floating provisions at the beginning of the year/period	33	33	33	33
Additions during the year/period	–	–	–	–
Utilizations during the year/period	–	–	–	–
Floating provisions at the end of the year/period (H)	33	33	33	33
Total specific+ floating provisions at the end of the year/period (G+H)¹	122,090	173,593	183,541	182,197

(1) Does not include interest capitalization – restructured NPA accounts

The following table sets forth the allocation of the total provisions held by the Bank for the specified periods.

Particulars	As at 31 March			As at 30 June
	2017	2018	2019	2019
	(₹ in millions)			
Non-Retail advances (A)	100,927	132,720	148,263	142,490
Retail advances (B)	11,521	14,720	14,269	17,631
Investments (C)	9,609	26,119	20,976	22,043
Total (D=A+B+C).....	122,057	173,559	183,508	182,164
Floating provisions (E).....	33	33	33	33
Total specific+ floating provisions (D+E)¹.....	122,090	173,592	183,541	182,197

(1) Does not include interest capitalization – restructured NPA accounts

SS Group:

The SS Group is entrusted with (i) the proactive and timely management of accounts that need special attention, (ii) management and coordination with other lenders and (iii) compliance with relevant regulations. The SS Group generally caters to resolutions for borrowers of the Bank classified as SMA.

Other Business Departments:

Other respective business departments of the Bank handle functions related to appraisal and monitoring of credit product for all corporates. Accounts showing some signs of stress but indicating no serious long term concern are handled by such other business teams.

Credit Cost and Net Credit Cost

The Bank's credit cost is calculated as the annualized ratio of its provision for NPAs charged to its profit and loss statement, divided by average of total customer assets at the beginning and at the end of the period. The Bank's net credit cost is calculated as the credit cost, as adjusted for recoveries from the written off accounts. These ratios are measures of the amount charged to the Bank's profit and loss statement during the period due to standard credit risks as a percentage of its average customer assets. In the Bank's experience, the spread between the Bank's credit cost and its net credit cost tends to widen in the years immediately following credit cycle peaks.

The following table sets forth the Bank's credit cost and net credit cost ratios as at the specified dates:

	As at 31 March			As at 30 June
	2017	2018	2019	2019
	(percentages)			
Credit cost	2.82%	3.57%	1.91%	2.06%
Net credit cost ⁽¹⁾	2.78%	3.53%	1.56%	1.98%

(1) The Bank's recoveries from the written off accounts totaled ₹ 1,819 million in fiscal 2017, ₹ 1,829 million in fiscal 2018, ₹ 18,675 million in fiscal 2019 and ₹ 1,194 million in the three months ended 30 June 2019.

RELATED PARTY TRANSACTIONS

For details in relation to the related party transactions entered by the Bank during the last three Fiscal Years, as per the requirements under Accounting Standard 18 issued by the Institute of Chartered Accountants of India, see “*Financial Information*” on page 307.

RISK FACTORS

Preliminary Placement Document prior to making an investment in the Equity Shares. In making an investment decision, each investor must rely on its own examination of the Bank and the terms of the offering of the Equity Shares. The risks described below are not the only ones that may affect the Equity Shares. Additional risks not currently known to the Bank or that the Bank currently deems immaterial may also impair the Bank's business operations.

The financial and other related implications of the risk factors, wherever quantifiable, have been disclosed in the risk factors mentioned below. However, there are certain risk factors where the financial impact is not quantifiable and, therefore, cannot be disclosed in such risk factors. You should consult your tax, financial and legal advisors about the particular consequences to you of an investment in this Issue. In order to obtain a complete understanding of the Bank's business, you should read this section in conjunction with the sections "Business" and "Management's Discussion and Analysis of Financial Condition and Results of Operations", as well as other financial information contained in this Preliminary Placement Document.

This Preliminary Placement Document also contains forward-looking statements that involve risks and uncertainties. The Bank's results could differ materially from such forward-looking statements as a result of certain factors including the considerations described below and elsewhere in this Preliminary Placement Document.

Unless otherwise stated, references to "the Bank", are to Axis Bank Limited on a standalone basis and references to "we", "us", "our", are to Axis Bank Limited on a consolidated basis.

Risks Relating to the Bank's Business

The Bank's business is vulnerable to interest rate risk, and volatility in interest rates could adversely affect the Bank's net interest margin, the value of its fixed income portfolio, its income from treasury operations, the quality of its loan portfolio and its financial performance.

The Bank's results of operations depend to a great extent on its net interest income. Net interest income (comprised of interest earned minus interest expended) constituted 60.75%, 62.93% and 62.31% of the Bank's operating income (comprised of net interest income plus non-interest income) for fiscals 2017, 2018 and 2019, respectively, and 63.85% and 60.17% of the Bank's operating income for the three months ended 30 June 2018 and 30 June 2019, respectively. Interest rates are sensitive to many factors beyond the Bank's control, including the RBI's monetary policy, deregulation of the financial sector in India, domestic and international economic and political conditions and other factors. An increase in interest rates applicable to the Bank's liabilities, without a corresponding increase in interest rates applicable to its assets, will result in a decline in net interest income. Furthermore, in the event of rising interest rates, the Bank's borrowers may not be willing to pay correspondingly higher interest rates on their borrowings and may choose to repay their loans with the Bank, particularly if they are able to switch to more competitively priced loans offered by other banks. Any inability of the Bank to retain customers as a result of rising interest rates may adversely impact the Bank's earnings in future periods. Similarly, in the event of falling interest rates, the Bank may face more challenges in retaining its customers if it is unable to offer competitive rates as compared with other banks in the market.

In addition, as a result of the RBI-mandated reserve requirements, the Bank is also more structurally exposed to interest rate risks than banks in many other countries. Under the RBI regulations, the Bank's liabilities are subject to the statutory liquidity ratio ("SLR") requirement such that a minimum specified percentage, currently 18.75%, of a bank's net demand and time liabilities must be invested in Government securities and other approved securities. These securities generally carry fixed coupons and, in an environment of rising interest rates, the value of Government securities and other fixed income securities decline. Fixed rate bonds formed substantially all of the Bank's SLR portfolio as at 31 March 2019 and 30 June 2019. The volatility in interest rates is reflected in the movement of the semi-annual yield on the ten-year Government bond, which was 6.69% as at 31 March 2017, 7.40% as at 31 March 2018, 7.35% as at 31 March 2019 and 6.88% as at 30 June 2019. A decline in the valuation of the Bank's trading book as a result of rising interest rates may adversely impact the Bank's future financial performance and the trading price of the Equity Shares.

The Bank had a gross debenture and bond portfolio of ₹ 268.64 billion as at 31 March 2017, ₹ 316.21 billion as at 31 March 2018, ₹ 407.07 billion as at 31 March 2019 and ₹ 298.54 billion as at 30 June 2019, of which substantially all of the bonds in the portfolio are fixed rate bonds. In the event of a rise in interest rates, the portfolio will be exposed to an adverse impact on the valuation of such bonds. Any rise in interest rates or fall in the market

value of the securities in the Bank's proprietary portfolio may adversely affect the Bank's future performance and the trading price of the Equity Shares.

For fiscals 2017, 2018 and 2019 and the three months ended 30 June 2018 and 2019, the Bank recorded income from Treasury operations ((profit/ loss) on sale of investments (net) and profit on exchange/derivative transactions (net)) of ₹ 42.54 billion, ₹ 27.54 billion and ₹ 22.45 billion, respectively, and ₹ 4.07 billion and ₹ 11.32 billion, respectively. The Bank's income from treasury operations is subject to substantial volatility due to, among other things, changes in interest rates and foreign currency exchange rates as well as other market fluctuations. For example, an increase in interest rates may have a substantial impact on the value of certain of the Bank's investments. Any significant or sustained decline in income generated from treasury operations resulting from market volatility may adversely impact the Bank's financial performance and the trading price of the Equity Shares.

The Bank's level of non-performing assets is elevated, and if the level of its non-performing assets increases further and the overall quality of its loan portfolio deteriorates, the Bank's business will suffer.

As a result of widespread economic challenges faced by the Indian economy in general and the corporate sector in particular, as well as changes to Reserve Bank of India policies and guidelines related to non-performing and restructured loans and other changes to the law affecting non-performing and restructured loans, the non-performing loans and provisions of a number of Indian banks, including the Bank, increased significantly in fiscal 2016, fiscal 2017 and fiscal 2018. The Bank's gross NPAs represented 5.04%, 6.77%, 5.26% and 5.25% of gross customer assets (including gross advances and credit substitutes, which include debentures and bonds, shares and other investments such as certificate of deposits, commercial papers and pass-through certificates, among others) as at 31 March 2017, 31 March 2018, 31 March 2019 and 30 June 2019, respectively. The Bank's net NPAs, represented 2.11%, 3.40%, 2.06% and 2.04% of net customer assets as at 31 March 2017, 31 March 2018, 31 March 2019 and 30 June 2019, respectively.

Additional adverse economic, regulatory and legal developments—including increased competition, inconsistent industrial and business growth in recent years, high levels of debt involved in financing of projects, the large number of frauds, regulatory and legal changes affecting the Bank's loan portfolio, downgrades of restructured loans into non-performing status, and challenging economic conditions affecting the Bank's project finance loan portfolio or other key sectors—could cause further increases in the level of the Bank's non-performing assets and have a material adverse impact on the quality of the Bank's loan portfolio. Additionally, if the systems and process established by the Bank to identify NPAs fail or are not able to identify the NPAs correctly and in a timely manner, the Bank's financial position could be adversely affected. The Bank has in the past experienced certain deficiencies in its NPA identification and monitoring systems and processes. Although the Bank believes that it has now taken appropriate measures to address those issues, it cannot assure you that such systems and processes will always function appropriately or correctly identify NPAs in a timely manner or at all, or that similar deficiencies will not arise in the future.

Provisions are created by a charge to expense, and represent the Bank's estimate for loan losses and risks inherent in the credit portfolio, pursuant to applicable RBI guidelines. As at 31 March 2017, 31 March 2018, 31 March 2019 and 30 June 2019, the provisioning coverage ratio of the Bank was 64.79%, 65.05%, 76.78% and 78.24%, respectively. The determination of an appropriate level of loan losses and provisions required inherently involves a degree of subjectivity and requires that the Bank make estimates of current credit risks and future trends, all of which may undergo material changes. Therefore, the Bank's provisions may not be adequate to cover any further increase in the amount of non-performing loans or any further deterioration in its non-performing loan portfolio.

If the level of the Bank's non-performing assets increases further, the overall quality of its loan portfolio deteriorates or it experiences further ageing of the assets after being classified as non-performing, an increase in provisions could be required. There can be no assurance that the percentage of NPAs that the Bank will be able to recover will be similar to the Bank's past experience of recoveries of NPAs. As a result, the Bank's provisioning costs could increase, its net interest income and net interest margin could be negatively impacted due to non-accrual of income on non-performing loans, the Bank's credit ratings and liquidity may be adversely impacted, the Bank may become subject to enhanced regulatory oversight and scrutiny, and the Bank's reputation, its business, its future financial performance and the price of the Equity Shares could be adversely impacted.

If regulatory and legal changes continue to impose increasingly stringent requirements regarding non-performing loans and provisioning for such loans, the Bank's business will suffer.

Banks in India are required to make provisions for all their loans in accordance with guidelines issued by the RBI,

which prescribes the accounting for loss provisioning, unlike in the United States and European Union where a separate body sets accounting standards, including for provisioning. Under the RBI guidelines, Indian banks are required to make provisions on standard, sub-standard and doubtful assets at rates prescribed by the RBI.

The RBI assesses compliance by banks with extant prudential norms on income recognition, asset classification and provisioning as part of its supervisory processes. As a part of such review, the RBI may identify divergences in the Bank's asset classification and provisioning as reported in its financial statements. The RBI further requires such divergences to be reported in the financial statements if the divergences exceed a specified threshold as per the RBI norms. The Bank is required to address the divergences and carry out the adjustments in the asset classification and provisioning, if any, arising out of the divergences, in the financial statements of the subsequent financial year. For example, as part of the RBI's supervisory process for fiscal 2016 and 2017, the RBI pointed out certain instances of divergences in respect of the Bank's asset classification for gross NPAs amounting to ₹ 94.78 billion and ₹ 56.33 billion, respectively. Any such divergences identified by the RBI in its future review process may lead to an increase in the level of NPAs and an increase in provisions of the Bank in the subsequent financial year, which may adversely impact the Bank's financial performance and the trading price of the Equity Shares.

The RBI has substantially expanded its guidance relating to the identification and classification of non-performing assets over the last five years, which has resulted in an increase in the Bank's loans classified as non-performing and an increase in provisions. For example, in 7 June 2019, the RBI established a new regulatory framework for resolution of stressed assets which introduced more stringent provisioning requirements by providing for early recognition and reporting of default in respect of large borrowers by banks, financial institutions and NBFCs and a stringent review and monitoring of stressed assets. If regulators, including the RBI, continue to impose increasingly stringent requirements regarding non-performing loans and provisioning for such loans, the level of non-performing loans could increase, and the overall quality of the Bank's loan portfolio could deteriorate. In addition, the RBI's annual supervisory process may assess higher provisions than the Bank has made. Any deterioration or increase in the Bank's NPA portfolio could increase the Bank's provisioning costs, which would adversely affect the Bank's financial performance and the trading price of the Equity Shares. For more information, see "**Key Regulations and Policies in India—Laws, rules and regulations governing the Bank—Prudential framework on resolution of stressed assets**" on page 199.

The Bank has a high concentration of loans to certain borrowers, borrower groups and industry sectors and if a substantial portion of these loans become non-performing, the overall quality of the Bank's loan portfolio, the Bank's business and the price of the Equity Shares could be adversely affected.

The Bank calculates the level of its exposure to any particular industry or customer in accordance with the guidelines established by the RBI. The Bank's loan portfolio and non-performing asset portfolio have a high concentration in certain industries, the most significant of which are the power generation and distribution industry, metal and metal products industry, infrastructure industry and the real estate industry, which represented 4.70%, 4.59%, 3.52% and 3.46% respectively, of the Bank's gross fund-based loans outstanding and credit substitutes as at 31 March 2019 and 4.33%, 4.62%, 3.19% and 3.03%, respectively, as at 30 June 2019.

The Bank therefore risks overexposure to particular industry sectors. There are uncertainties in respect of certain sectors of the Indian economy due to global and domestic economic conditions and high corporate leverage, and any significant deterioration in the performance of a particular sector, driven by events not within the Bank's control, such as worsened economic conditions, regulatory action or policy announcements by Government or State Government authorities, could adversely impact the ability of borrowers in that industry to service their debt obligations to the Bank. As a result, the Bank could experience increased delinquency risk which may adversely impact the Bank's financial performance and the trading price of the Equity Shares.

The Bank is also exposed to large loan concentrations with a few borrowers. As at 31 March 2019, aggregate credit exposure (including derivative exposure) to the Bank's 20 largest borrowers (fund and non-fund based) amounted to ₹ 626.77 billion, representing 71.66% of the Bank's total capital (comprising Tier I capital and Tier II capital). The Bank's single largest borrower (fund and non-fund based) on such date had an loan balance of ₹ 60.18 billion, representing 6.88% of the Bank's total capital (comprising Tier I capital and Tier II capital). Any default by these borrowers or deterioration in the credit quality of these assets could have a significant adverse effect on the Bank's future financial performance and the trading price of the Equity Shares.

Finally, the Bank is exposed to certain risks from significant geographical concentrations in its loan portfolio. For example, a substantial percentage of the Bank's real estate portfolio was concentrated in one particular metropolitan area, which exposes the Bank to risk associated with an economic downturn in that particular region.

As part of the Bank's strategic shift toward greater portfolio diversification, the Bank has been focused on greater portfolio diversification and decreased concentration in specific borrowers, geographies and industries. However, there can be no assurance that the Bank will be able to successfully implement its strategy and control or reduce these levels of concentration.

The Bank's loan portfolio includes long-term project finance loans, which are particularly vulnerable to completion and other risks.

The Bank's portfolio of project finance loans was 7.06%, 4.15%, 4.19% and 3.84% of the Bank's total loans at 31 March 2017, 2018 and 2019, and 30 June 2019, respectively. The quality of the Bank's project finance portfolio could be adversely impacted by several factors. The viability of these projects depends upon a number of factors, including market demand, government policies, the processes for awarding government licenses and access to natural resources and their subsequent judicial or other review, the financial condition of the government or other entities that are the primary customers for the output of such projects and the overall economic environment in India and the international markets. These projects are particularly vulnerable to a variety of risks, including risks of delays in regulatory approvals, environmental and social issues, completion risk and counterparty risk, which could adversely impact their ability to generate revenues. In the past, the Bank had experienced a high level of default and restructuring in the Bank's industrial and manufacturing project finance loan portfolio as a result of the downturn in certain global commodity markets and increased competition in India. A slowdown in the Indian and global economy may exacerbate the risks for the projects that the Bank has financed. Future project finance losses or high levels of loan restructuring could have a material adverse effect on the Bank's profitability and the quality of the Bank's loan portfolio and the price of the Equity Shares.

As part of the Bank's strategic shift toward greater portfolio diversification, the Bank has been focused on reducing its exposure to project finance loans. However, there can be no assurance that the Bank will be able to successfully implement its strategy and control or reduce the level of its exposure to project loans.

The Bank may not be successful in implementing its growth strategies or penetrating new markets.

One of the Bank's principal business strategies under its newly launched Execution Strategy 2022 is focused on achieving "Growth" by broadening the Bank's low-cost deposit base; increasing the Bank's retail asset portfolio; accelerating growth in the wholesale/corporate banking segment; establishing leadership in digital payments; and significantly scaling up the Bank's subsidiaries. These strategies may ultimately fail to contribute to the Bank's growth or profitability, and may ultimately be unsuccessful. Even if such strategies are partially successful, the Bank cannot assure you that it will be able to manage its growth effectively or fully deliver on its growth objectives.

Challenges that may result from the Bank's growth strategies include the Bank's ability to, among other things:

- manage efficiently the operations and employees of its expanding businesses;
- maintain or grow its existing customer base;
- assess the value, strengths and weaknesses of future investments;
- finance strategic investments;
- align the current information technology systems adequately with those of a larger group;
- apply risk management policy effectively to a larger group;
- hire and train additional skilled personnel; and
- manage a growing number of branch offices without over-committing management or losing key personnel,

each of which would have a potential adverse impact on the Bank's profitability.

The Bank may not be able to effectively manage this growth or achieve the desired profitability in the expected timeframe or at all or the expected improvement in indicators of financial performance from the expansion. For example, the Bank intends to continue to add new branches over the next few years, which will increase the size of the Bank's business and the scope and complexity of its operations and will involve significant start-up costs.

In addition, there can be no assurance that the Bank will be able to achieve the desired growth in its deposit base, and the Bank's new branches may not perform as well as its existing branches. The Bank may also fail to develop or retain the technical expertise required to develop and grow its digital payments capabilities. To the extent that the Bank fails to meet required targets, develop and launch new products or services successfully, it may lose any or all of the investments that it has made in promoting them, and the Bank's reputation with its customers could be harmed. Moreover, if the Bank's competitors are better able to anticipate the needs of individuals in its target market, the Bank could lose market share and its business could be adversely affected.

Finally, the Bank's growth strategy in the future may evolve or change to include strategic acquisitions and restructurings, partnerships, joint ventures and strategic business arrangements with other parties. Such arrangements may not necessarily contribute to business growth or profitability and may ultimately be unsuccessful. The Bank could also experience difficulties in assimilating personnel and integrating operations and cultures, and may not realize the anticipated synergies or efficiencies from such transactions. These difficulties could disrupt the Bank's ongoing business, distract its management and employees, and increase its expenses.

The Bank's inability to effectively manage any of these issues may adversely affect its business growth and, as a result, impact the Bank's businesses, prospects, financial condition and results of operations, as well as the market price of the Equity Shares.

The Bank may not be able to effectively manage the growth of its retail asset portfolio and maintain the quality of its retail loan portfolio.

The Bank's net retail asset portfolio has experienced significant growth in recent years. Total net retail advances grew from ₹ 1,679.93 billion as at 31 March 2017 to ₹ 2,064.65 billion as at 31 March 2018, ₹ 2,458.12 billion as at 31 March 2019 and ₹ 2,582.05 billion as at 30 June 2019. In addition, the Bank's current growth strategy contemplates further growth in its retail asset portfolio. The Bank's failure to effectively manage the recent or future growth of its retail portfolio and maintain the quality of its retail loan portfolio could adversely affect the Bank's financial condition and results of operation.

Competition in the retail segment is intense and the Bank's ability to effectively compete in this segment will depend, in part, on its ability to offer a diverse product mix and expand its distribution capabilities. Although India has a credit bureau industry and the Bank reviews credit history reports whenever they are available from credit bureaus, adequate information regarding loan servicing histories, particularly in respect of individuals and small businesses, is limited. As a result, the Bank's credit risk exposure is higher compared with banks operating in more developed markets. Additionally, the economy in India is largely cash based, making it difficult for the Bank to monitor the credit of its retail customers, who frequently do not maintain formal financial records. Furthermore, retail loans may carry a higher risk for delinquency if there is an increase in unemployment, prolonged recessionary conditions or a sharp rise in interest rates. As a result, the Bank is exposed to higher credit risk in the retail segments as compared to banks in more developed markets. If the Bank's screening process proves to be inadequate, it may experience an increase in impaired loans and it may be required to increase its provision for defaulted loans. If the Bank is unable to maintain the quality of its retail loan portfolio as the Bank grows its retail business, its NPAs may increase, which could materially and adversely affect the Bank's financial performance and the trading price of the Equity Shares.

The Bank's failure to manage growth effectively may adversely impact the Bank's business.

In the past, the Bank has witnessed rapid growth in both its infrastructure and its business. The number of Bank branches and extension counters (excluding foreign branches) grew from 3,304 as at 31 March 2017 to 3,703 as at 31 March 2018, 4,050 as at 31 March 2019 and 4,094 as at 30 June 2019. The Bank's total assets have grown from ₹ 6,014.68 billion as at 31 March 2017 to ₹ 6,913.30 billion as at 31 March 2018, ₹ 8,009.97 billion as at 31 March 2019 and ₹ 7,745.66 billion as at 30 June 2019.

Such growth puts pressure on the Bank's ability to effectively manage and control existing and newly emerging risks. The Bank's ability to sustain its growth depends primarily upon its ability to manage key issues such as selecting and retaining skilled manpower, maintaining an effective technology platform that can be continually upgraded, developing a knowledge base to implement the Bank's strategies, and ensuring a high standard of customer service. The inability of the Bank to effectively manage any of these issues may adversely affect the Bank's business growth and as a result, impact future financial performance and the trading price of the Equity Shares.

In addition, given the increasing share of retail products and services and transaction banking services in the

Bank's overall business, the importance of systems technology to the Bank's business has increased significantly. Any failure in the Bank's systems, particularly for retail products and services and transaction banking, could significantly affect the Bank's operations and the quality of its customer service and could result in business and financial losses and adversely affect the trading price of the Equity Shares.

The Bank is subject to reserve capital, capital adequacy and liquidity requirements as stipulated by the RBI for domestic banks. The Bank's inability to maintain adequate capital due to changes in regulations, a lack of access to capital markets, or otherwise may impact its ability to grow and support its business.

The RBI has issued guidelines based on the Basel III reforms on capital regulation to the extent applicable to banks operating in India. These guidelines require, among other things, higher levels of Tier I capital and common equity, capital conservation buffers, maintenance of a minimum prescribed leverage ratio on a quarterly basis, higher deductions from common equity and Tier I capital for investments in subsidiaries and changes in the structure of non-equity instruments eligible for inclusion in Tier I and Tier II capital. With effect from 1 January 2015, Indian banks must comply with the liquidity coverage ratios prescribed by the RBI Basel III Capital Regulations, which follow principles recommended by the Basel Committee. The RBI Basel III Capital Regulations also set out requirements relating to regulatory capital and the capital adequacy framework, including disclosure requirements of components of capital and risk coverage. The RBI Basel III Capital Regulations were expected to be fully implemented as at 31 March 2019; however, the RBI has deferred the implementation of the final phase in RBI Basel III Capital Regulations capital conservation buffer to 31 March 2020.

The Basel III Guidelines as on 31 March 2019 required Indian banks to maintain a minimum capital to risk-weighted assets ratio of 10.875%. From 31 March 2020 onwards, banks will be required to maintain a capital adequacy ratio of 11.5%. Domestic systemically important banks are required to maintain additional CET-I capital requirement ranging from 0.2% to 0.8% of risk weighted assets. Banks will also be required to have an additional capital requirement towards countercyclical capital buffer varying between 0% and 2.5% of the risk weighted assets as and when announced by the RBI. Additionally, the Basel III liquidity coverage ratio requirements, which have been fully implemented as of 1 January 2019, require a minimum 100% ratio of the Bank's high quality liquid assets to its anticipated cash outflows measured over a 30-day stressed period.

Indian banks are also subject to certain cash reserve ratio requirements as prescribed under RBI regulations, which is calculated as a specified percentage of such bank's net demand and time liabilities, excluding interbank deposits. The cash reserve ratio currently applicable to banks in India is 4.00% and banks do not earn any interest on those reserves. All banks operating in India are also required to maintain an statutory liquidity ratio, which is a specified percentage of a bank's net demand and time liabilities by way of liquid assets such as cash, gold or approved unencumbered securities. Approved unencumbered securities consist of unencumbered Government securities and other securities as may be approved from time to time by the RBI that would earn lower levels of interest as compared to advances to customers or investments made in other securities. In its Statement on Developmental and Regulatory Policies dated 5 December 2018, as a part of a transition to the more stringent liquidity coverage ratio requirements, the RBI has proposed that the statutory liquidity ratio be reduced by 25 basis points every calendar quarter (from the quarter commencing January 2019) until the statutory liquidity ratio reaches 18% of the net demand and time liabilities.

The Bank's capital to risk-weighted assets ratio under the Basel III Guidelines was 15.84% as at 31 March 2019 and 15.82% as at 30 June 2019. As at 31 March 2019 and 30 June 2019, the Bank also was in full compliance with its other capital adequacy requirements under the Basel III Guidelines. As at the date of this Preliminary Placement Document, the Bank has not been classified by the RBI as a domestic systemically important bank. For more information on the Bank's capital adequacy ratios, see "***Management's Discussion and Analysis of Financial Condition and Results of Operations—Liquidity and Capital Resources—Capital Adequacy Requirements***" on page 112.

The Bank's ability to grow its business and execute its strategy is dependent on its level of capitalization. Any decrease in the Bank's regulatory capital ratios, increase in RBI-mandated reserve requirements or capital requirements applicable to the Bank on account of regulatory changes or otherwise, or inability to access capital markets may compel the Bank to commit its existing capital away from profitable business opportunities, or to raise additional capital, in order to meet these new capital adequacy requirements. For example, the requirement that the Bank maintain a portion of its assets in fixed income government securities could have a negative impact on its treasury income as the Bank typically earns interest on this portion of its assets at rates that are generally less favorable than those typically received on its other interest-earning assets. The Bank may also be compelled to dispose of certain of its assets and/or take other measures in order to obtain the necessary capital to meet more stringent capital requirements. This would limit the Bank's ability to grow its business or adversely impact its

profitability and its future performance and strategy.

In the past, the Bank has experienced a shortfall in its cash reserves due to a higher-than-expected outflow of funds, which resulted in an instance of non-compliance with the minimum cash reserve ratio requirements prescribed by the RBI. As a result, the RBI levied a penalty on the Bank amounting to ₹ 1.6 million on 11 June 2018. If the Bank is unable to meet the RBI's capital reserves requirements or regulatory capital ratios in the future, the RBI may impose additional penalties or prohibit fresh deposits, which may materially and adversely affect the Bank's business, financial condition, results of operations and prospects.

The liquidity coverage ratios prescribed by the RBI Basel III Capital Regulations may result in Indian banks, including the Bank, holding higher amounts of liquidity, thereby impacting their profitability. In addition, any sudden increase in the demand for liquidity by banks to meet these regulatory liquidity requirements could have an adverse impact on the financial markets, and result in a sharp increase in short-term borrowing costs and a sudden increase in the cost of funding for banks, including the Bank.

In the past, the Bank has raised resources from the capital markets in order to meet its capital requirements. However, the Bank believes that the demand for Basel III compliant debt instruments such as Tier II capital eligible securities may be limited in India, and there can be no assurance that the Bank will be able to raise adequate additional capital in the future at all or on terms favorable to it. Moreover, if the Basel Committee on Banking Supervision releases additional or more stringent guidance on capital adequacy norms which are given the effect of law in India in the future, the Bank may be forced to raise or maintain additional capital in a manner which could materially adversely affect its business, financial condition and results of operations.

The Bank's securities and derivative financial instruments are subject to market price and liquidity variations due to changes in economic conditions and may produce material losses.

Derivative financial instruments and securities represent a significant amount of the Bank's total assets. Any realized or unrealized future gains or losses from these investments or hedging strategies could have a significant impact on the Bank's income. These gains and losses, which the Bank accounts for when it sells or marks to market its investments in financial instruments, can vary considerably from one period to another. The Bank cannot forecast the amount of gains or losses in any future period, and the variations experienced from one period to another do not necessarily provide a meaningful forward-looking reference point, particularly in India given the current climate of market volatility. Gains or losses in the Bank's investment portfolio may create volatility in profitability, and the Bank may not earn a return on its consolidated investment portfolio in the future. Any losses on the Bank's securities and derivative financial instruments could adversely affect the Bank. Any decrease in the value of these securities and derivatives portfolios may result in a decrease in the Bank's capital ratios, which could impair its ability to engage in certain activities, such as lending or other financings, at the levels the Bank currently anticipates, and may also adversely affect the Bank's ability to pursue its growth strategies.

The Bank's unsecured loan portfolio is not supported by any collateral that could help ensure repayment of the loan, and in the event of non-payment by a borrower of one of these loans, the Bank may be unable to collect the unpaid balance.

The Bank offers unsecured personal loans and credit cards as part of its Retail Banking segment, and unsecured loans to its SME and corporate clients. As at 31 March 2017, 2018 and 2019, and 30 June 2019, 23.86%, 29.63%, 28.55% and 27.23%, respectively, of the Bank's loans were unsecured (including advances covered by bank or Government guarantees).

Unsecured loans are a greater credit risk for the Bank than its secured loan portfolio because they may not be supported by realizable collateral that could help ensure an adequate source of repayment for the loan. Although the Bank may obtain direct debit instructions or postdated checks from its customers for its unsecured loan products, the Bank may be unable to collect the unpaid loan balance in part or at all in the event of non-payment by a borrower. Further, any expansion in the Bank's unsecured loan portfolio could require the Bank to increase the Bank's provision for credit losses, which would decrease the Bank's profitability.

The Bank's inability to foreclose on collateral in an event of a default or a decrease in the value of the collateral may result in failure to recover the expected value of the collateral.

As at 31 March 2017, 2018 and 2019, and 30 June 2019, 76.14%, 70.37%, 71.45% and 72.77%, respectively, of the Bank's loans were partially or fully secured by tangible assets. The Bank's loans to corporate customers for working capital credit facilities are typically secured by charges on inventories, receivables and other current

assets. In certain cases, the Bank obtains security by way of a first or second charge on fixed assets, a pledge of marketable securities, bank guarantees, Government guarantees, corporate guarantees and personal guarantees. In addition, project loans or long-term loans to corporate customers are secured by a charge on fixed assets and other collateral. Loans to retail customers are either unsecured or secured by the assets financed, which largely comprise property and vehicles.

The Bank may not be able to realize the full value of the collateral due to, among other things, volatility in commodity prices, stock market volatility, changes in economic policies of the Government, obstacles and delays in legal proceedings, borrowers and guarantors not being traceable, the Bank's records of borrowers' and guarantors' addresses being ambiguous or outdated and defects in the perfection of collateral and fraudulent transfers by borrowers. For example, the global economic slowdown and other domestic factors led to a downturn in real estate prices in India. Therefore, upon foreclosure, the value of the collateral that is actually realized may be less than that expected by the Bank. If the Bank is unable to foreclose on its collateral or realize adequate value from the collateral, its losses will increase and its net profits will decline.

In India, foreclosure on collateral may be subject to delays that can last for several years and might lead to deterioration in the physical condition or market value of the collateral. Although special tribunals have been set up for expeditious recovery of debts due to banks, any proceedings brought may be subject to delays and administrative requirements that may result in, or be accompanied by, a decrease in the value of the collateral. Should a corporate borrower make a reference to the specialized judicial authority, the National Company Law Tribunal, foreclosure and enforceability of collateral may be stayed. When dealing with financially distressed debtors, the recovery of collateral may also be subject to insolvency proceedings in India. The Insolvency and Bankruptcy Code was introduced on 1 December 2016, providing for a time-bound mechanism to resolve stressed asset. Given the limited experience of this framework, there can be no assurance that the Bank will be able to successfully or efficiently utilize this new framework to recover the amounts due to it in full or in a timely manner or at all.

In terms of the Banking Regulation Act, a banking company is not permitted to hold any immovable property (except as is required for its own use), for any period exceeding seven years, or as may be extended by the RBI for a period not exceeding five years, on a case to case basis. Such restriction may force the Bank to dispose of the collateral upon foreclosure without realizing the full value of such collateral.

Once the Bank has obtained a court judgment, execution of the judgment in order to obtain the collateral for sale may involve additional obstacles. In the event that a specialized regulatory agency gains jurisdiction over the borrower, creditor actions can be further delayed. In addition, certain types of collateral, such as automobiles, may be expensive to repossess and difficult and cumbersome to store and manage. In addition, there may be significant deterioration in the value of collateral from the time of identification of NPA and sale of such collateral. Finally, the Bank may not have accurately estimated the value of the collateral. The inability to foreclose on such loan dues or otherwise liquidate the Bank's collateral may therefore result in a failure to recover the expected value of such collateral. The Bank may have also over-estimated the expected value of the collateral. These factors may, in turn, give rise to increased losses and a decline in profitability.

Liquidity and funding risks are inherent in the Bank's business and could have a material adverse effect on the Bank.

Liquidity risk is the risk that the Bank either does not have available sufficient financial resources to meet its obligations as they fall due or can secure them only at excessive cost. This risk is inherent in any retail and commercial banking business and can be heightened by a number of enterprise-specific factors, including over-reliance on a particular source of funding, changes in credit ratings or market-wide phenomena such as market dislocation. While the Bank implements liquidity management processes to seek to mitigate and control these risks, unforeseen systemic market factors make it difficult to completely eliminate these risks.

The Bank relies, and will continue to rely, primarily on short-term deposits as its main source of funding. As at 31 March 2017, 2018 and 2019, and 30 June 2019, 46.69%, 45.29%, 55.05% and 40.74%, respectively, of the Bank's total deposits had maturities of one year or less, or were payable on demand. However, as at 31 March 2017, 2018 and 2019, and 30 June 2019, 22.23%, 20.73%, 20.95% and 20.06%, respectively, of the Bank's advances had maturities of one year or less (based on the RBI's asset-liability management guidelines), resulting in maturity mismatches between the Bank's assets and liabilities. Moreover, the Bank could experience certain liquidity shortfalls and constraints under a stress testing scenario, and has at times exhibited a relatively high credit-to-deposits ratio which could indicate dependence on borrowings for the Bank's lending activities. Therefore, if depositors do not renew their deposits or the Bank is unable to raise new deposits, the Bank may

face a liquidity problem and may be required to pay higher rates of interest to attract deposits, which could adversely affect the Bank's business and operations. The Bank has recently increased its focus on retail term loans with the objective of mitigating certain of these risks, but no assurances can be provided that this strategy will be successful or that it will be effective in mitigating such risks.

The ongoing availability of deposits is sensitive to a variety of factors beyond the Bank's control, such as general economic conditions and the confidence of commercial depositors in the economy and in the financial services industry, retail customers' changing perceptions toward savings, competition between banks, and the availability and extent of deposit guarantees. For example, the Bank experienced a slowdown in its deposit growth in the years following the financial crisis in 2008 due to a combination of factors, including a slowdown of capital flows and high inflation which adversely impacted domestic savings. In addition, the availability of deposits may also be affected by the availability of investment alternatives. For example, in a favorable economic environment, retail customers may reduce their deposits and increase their investment in securities for a higher return, while micro, small- and medium-enterprise and mid-corporate customers may reduce their deposits in order to invest in business ventures. Any of these factors could significantly increase the amount of commercial deposit withdrawals in a short period of time, thereby reducing the Bank's ability to access commercial deposit funding on economically appropriate and reasonable terms, or at all, in the future.

In such event, the Bank may need to seek more expensive sources of funding, and it is uncertain whether the Bank will be able to obtain additional funding on commercially reasonable terms as and when required, or at all. The Bank's ability to raise additional funds may be impaired by factors over which it has little or no control, such as deteriorating market conditions or severe disruptions in the financial markets. The Bank cannot assure you that in the event of a sudden or unexpected shortage of funds in the banking system, it will be able to maintain levels of funding without incurring high funding costs, a reduction in the term of funding instruments or the liquidation of certain assets. Therefore, if the Bank fails to maintain its desired level of deposits, the Bank's liquidity position, financial condition and results of operations could be materially and adversely affected.

Regulations in India requiring the Bank to extend a minimum level of loans to certain sectors, including the agricultural sector, may subject the Bank to higher delinquency rates and impact the Bank's profitability.

Under the directed lending norms of the RBI, banks in India are required to lend 40.0% of their adjusted net bank credit to certain eligible sectors, categorized as priority sectors. Of this, banks have sub-targets for lending to key segments or sectors, such as agriculture, small-scale industries and individual housing finance. A proportion of 8.0% of adjusted net bank credit is required to be lent to small and marginal farmers and 7.5% to micro-enterprises. The balance of the priority sector lending requirement can be met by lending to a range of sectors, including small businesses, medium enterprises, renewable energy, social infrastructure and residential mortgages satisfying certain criteria. The RBI has directed banks to maintain direct lending to non-corporate farmers at the banking system's average level for the last three years and has notified a target of 11.8% of adjusted net bank credit for this purpose for fiscal 2019. Loans to identified "weaker sections" of society must comprise 10.0% of adjusted net bank credit. As at 31 March 2017, 2018 and 2019, and 30 June 2019, the Bank's lending to priority sectors (on a quarterly average basis for that year/period) accounted for 41.04%, 38.90%, 41.00% and 39.89%, respectively, of adjusted net bank credit, with 14.41%, 12.73%, 11.72% and 10.89%, respectively, of net credit going to the agricultural sector.

As a result of these directed lending requirements, the Bank may experience a higher level of non-performing assets in its directed lending portfolio, particularly due to loans to the agricultural sector and small enterprises, where the Bank is less able to control the portfolio quality and where economic difficulties are likely to affect the Bank's borrowers more severely. There is inadequate historical data of delinquent loans to farmers, which increases the risk of such exposures. Additionally, economic difficulties, such as poor harvests in the agricultural sector due to drought, are likely to affect borrowers in priority sectors more severely. In fiscal 2018 and fiscal 2019, some states in India announced schemes for the waiver of loans taken by farmers. While the cost of such schemes is borne by the state governments, such schemes or borrower expectations of such schemes have resulted in higher delinquencies in the kisan credit card portfolio for banks, including the Bank.

As the Bank increases its direct lending to certain sectors, the Bank increases its exposure to the risks inherent in such sectors, which could materially and adversely impact the Bank's business, financial performance and the trading price of the Equity Shares. The Bank's gross non-performing advances in the priority sector loan portfolio were 2.26%, 3.07% and 2.92% as at 31 March 2017, 2018 and 2019. Any future changes by the RBI to the directed lending norms may require the Bank to increase its lending to relatively riskier segments, increasing its exposure to the risks inherent in such sectors, which may result in an increase in NPAs in the directed lending portfolio. See "***Key Regulations and Policies in India—Laws, rules and regulations governing the Bank—Directed***

lending” on page 202.

Any shortfall in meeting the priority sector lending requirements may be required to be invested at any time, at the RBI request, in Government schemes that yield low returns, determined depending on the prevailing bank rate and on the level of shortfall, thereby impacting the Bank’s profitability. The aggregate amount of funding required by such schemes is drawn from banks that have shortfalls in achievement of their priority sector lending targets, with the amounts drawn from each bank determined by the RBI. The Bank has, on previous occasions, failed to meet its priority sector lending targets and sub-targets, and there can be no assurance that the Bank will be able to meet such priority sector lending targets in the future. Any failure by the Bank to meet its priority sector lending targets may require it to invest in Government schemes that yield low returns, thereby impacting the Bank’s profitability.

The Bank is exposed to fluctuations in foreign exchange rates.

As a financial intermediary, the Bank is exposed to exchange rate risk. In fiscal 2017, the Rupee appreciated 2.1% to ₹ 64.85 per U.S.\$1.00 as at 31 March 2017; in fiscal 2018, the Rupee depreciated 0.5% to ₹ 65.18 per U.S.\$1.00 as at 31 March 2018, and in fiscal 2019, the Rupee depreciated 6.1% to close the year at ₹ 69.16 per U.S.\$1.00 as at 31 March 2019.

The Bank complies with regulatory limits on its unhedged foreign currency exposure. As at 31 March 2017, 2018 and 2019, and 30 June 2019, contingent liabilities (calculated pursuant to the Banking Regulation Act 1949 and Accounting Standard 29) on account of outstanding forward exchange contracts were ₹ 2,681.95 billion, ₹ 3,148.02 billion, ₹ 3,296.54 billion and ₹ 3,099.74 billion, respectively. However, the Bank is exposed to fluctuations in foreign currency rates for its unhedged exposure.

Adverse movements in foreign exchange rates may also impact the Bank’s borrowers negatively, which may in turn impact the quality of the Bank’s exposure to these borrowers. Volatility in foreign exchange rates could adversely affect the Bank’s future financial performance and the trading price of the Equity Shares.

The Bank operates in a very competitive environment and the Bank’s ability to grow depends on its ability to compete effectively.

The Indian banking industry is very competitive. The Bank competes directly with public sector banks, private sector banks and foreign banks with branches in India. As at 31 March 2019, there were 147 scheduled commercial banks in India, including 20 public sector banks, 22 private sector banks (including the Bank) and 45 foreign banks with branches in India.

The public sector banks, which generally have much larger customer and deposit bases, larger branch networks and Government support for capital augmentation pose strong competition to the Bank, and consolidation trends by the public sector banks may further increase these competitive pressures. For example, in one of the largest consolidations in the Indian banking industry, the State Bank of India merged with its five associate banks and the Bharatiya Mahila Bank, which became effective from 1 April 2017. Moreover, the Government announced the merger of three other public sector banks in fiscal 2019, Bank of Baroda, Vijaya Bank and Dena Bank, which merger became effective from 1 April 2019. In fiscal 2019, a public sector bank, IDBI Bank, was acquired by LIC, following which that bank was reclassified as a private sector bank by the RBI. In fiscal 2020, the Government announced several additional mergers of public banks: Canara Bank’s merger with Syndicate Bank; United Bank of India’s merger with Oriental Bank of Commerce and Punjab National Bank; Andhra Bank’s merger with Corporation Bank and Union Bank of India; and Allahabad Bank’s merger with Indian Bank. Following these mergers, the number of public sector banks expected to be 12, down from 27 in fiscal 2017.

The Bank also faces competition from private sector banks in India, some of which have larger customer bases and greater financial resources than the Bank.

In addition, new entrants into the financial services industry, including companies in the financial technology sector, may further intensify competition in the business environments in which the Bank operates, especially in the digital business environment. As a result, the Bank may be forced to adapt its business to compete more effectively. For example, non-bank financial companies, particularly international technology companies including large e-commerce players, have recently been increasing their presence in the financial sector in India and offering payment platforms and select services to customers, which increase competitive pressures on the Bank.

The RBI has released guidelines with respect to a continuous licensing policy for universal banks as compared to

its earlier practice of intermittently issuing licenses. The RBI has also demonstrated an intention to allow small finance banks to apply for a universal banking license under this framework. These developments may increase the number of players in India's banking space. The Bank also faces competition from foreign banks that have established branches in India and have aggressively pursued a share of business in the market. Competition from foreign banks may increase as the RBI has indicated that it plans to give greater access to foreign banks in the Indian market. Such deregulation may result in the Bank facing increasing competition in the raising of funds from market sources and individual depositors. For example, recent deregulation of interest rates on savings deposits has resulted in certain banks increasing such interest rates. Deregulation has also lowered entry barriers for new categories of players in India's private banking industry, such as small finance banks and payments banks, which has increased competitive pressures on the Bank.

Increased competitive pressure may have an adverse impact on the Bank's earnings, its future financial performance and the trading price of the Equity Shares. Due to competitive pressures, the Bank may be unable to successfully execute its growth strategy and offer products and services at reasonable returns and this may adversely affect its business and operations.

The Bank's risk management policies and procedures may leave the Bank exposed to unidentified or unanticipated risks, which could negatively affect its business or result in losses.

The Bank is exposed to a variety of risks, including liquidity risk, interest rate risk, credit risk, operational risk (including fraud) and legal risk (including actions taken by the Bank's own employees). The effectiveness of its risk management is limited by the quality and timeliness of available data and other factors outside of its control. For example, hedging strategies and other risk management techniques may not be fully effective in mitigating risks in all market environments or against all types of risk, including risks that are unidentified or unanticipated. Some methods of managing risks are based upon observed historical market behavior. As a result, these methods may not predict future risk exposures, which could be greater than the historical measures indicated. Other risk management methods depend upon an evaluation of information regarding markets, customers or other matters. This information may not in all cases be accurate, complete, up-to-date or properly evaluated. As part of Bank's ordinary decision making-process, it rely on various models for risk and data analysis. These models are based on historical data and supplemented with managerial input and comments.

There are no assurances that these models and the data they analyze are accurate or adequate to guide the Bank's strategic and operational decisions and protect it from risks. Any deficiencies or inaccuracies in the models or the data might have a material adverse effect on the Bank's business, financial condition or results of operation. Additionally, management of operational, legal or regulatory risk requires, among other things, policies and procedures to ensure certain prohibited actions are not taken and to properly record and verify a number of transactions and events.

The Bank has in the past experienced certain deficiencies in the Bank's internal compliance and risk management functions. These have included deficiencies in the Bank's credit review and analysis processes and procedures, deficiencies in the Bank's credit monitoring early warning systems and red flagging of potentially delinquent accounts, deficiencies in the Bank's monitoring of and adherence to its own internal risk parameters, and deficiencies in the Bank's internal audit function. Such feedback also identified deficiencies in the Bank's oversight and supervision over its subsidiaries and overseas operations, and highlighted risks associated with the Bank's compensation and incentive structure which did not sufficiently emphasize adherence to internal controls and compliance. Although the Bank believes that it has now taken appropriate measures designed to mitigate such deficiencies and strengthened its internal compliance and risk management policies and procedures, those measures may not be fully effective and the Bank cannot assure you that its current policies and procedures will function adequately in all circumstances. Any lingering or future shortcomings in the Bank's internal compliance and risk management policies and procedures or a failure to follow them may have a materially adverse effect on the Bank's business, financial position or results of operations.

The Bank may fail to maintain an effective system of internal controls, which could prevent it from timely and accurate reporting of its financial results.

The Bank's internal controls over financial reporting may not prevent or detect misstatements on a timely manner due to inherent limitations, including human error, circumvention or overriding of controls, or fraud.

The Bank has since implemented measures designed to address those internal control deficiencies and expects to continue to implement measures designed to improve its internal control over financial reporting. While the Bank believes that these measures have been effective in correcting these internal control deficiencies in the past, it

cannot be certain that, at some point in the future, another material weakness will not be identified or the Bank's internal controls will not fail to detect a matter they are designed to prevent, and failure to remedy such material weaknesses could result in a material misstatement in its financial statements and have a material adverse impact on the Bank's business, financial condition and results of operations.

Even effective internal controls can provide only reasonable assurance with respect to the preparation and fair presentation of financial statements. If the Bank fails to maintain the adequacy of its internal controls, its financial reporting may be disclosed on an untimely basis or with inaccuracies, the Bank could fail to meet its financial reporting obligations and it could be adversely affected.

The Bank may not be able to detect money laundering and other illegal or improper activities fully or on a timely basis, which could expose it to additional liability and harm its business or reputation.

The Bank is required to comply with applicable anti-money laundering and anti-terrorism laws and other regulations in India and in other jurisdictions where it has operations. These laws and regulations require the Bank, among other things, to adopt and enforce "know-your-customer/ anti-money laundering/ combating financing of terrorism" ("KYC/AML/CFT") policies and procedures and to report suspicious and large transactions to the applicable regulatory authorities in different jurisdictions. Remittances and trade finance transactions are increasingly required to be covered under the Bank's scrutiny and monitoring.

Although the Bank has adopted policies and procedures aimed at detecting and preventing the use of its banking networks for money laundering activities and by terrorists and terrorist-related organizations and individuals, such policies and procedures may not completely eliminate instances where the Bank may be used by other parties to engage in money laundering and other illegal or improper activities. The Bank's business and reputation could suffer if any such parties succeed in using the Bank for money laundering or other illegal or improper purposes.

The Bank has in place internal controls, systems and procedures in conformity with the RBI directives and believes that its anti-money laundering and KYC compliance policies and procedures are generally adequate and in accordance with regulatory guidelines. However, to the extent the Bank fails to fully comply with applicable KYC/AML/CFT laws and regulations, the relevant Government agencies and regulatory authorities may impose fines and other penalties against the Bank, which could adversely affect the Bank's business and reputation.

KYC/AML/CFT and other regulatory lapses could negatively affect the Bank's business and financial results, or cause serious reputational harm.

The Bank has in the past experienced certain instances of lapses relating to its regulatory compliance, including compliance with KYC/AML/CFT rules and regulations. Although the Bank believes that it has implemented corrective measures designed to prevent recurrence of these lapses, no assurances can be provided that such measures will be effective or that similar issues will not arise in the future. Such regulatory violations have in the past resulted, and may result in the future, in regulatory actions, including financial penalties and restrictions on or suspension of the related business operations, each of which could adversely affect the Bank's business and reputation.

The RBI as well as other regulators are empowered to impose penalties on banks and their employees and take other administrative measures to enforce applicable regulatory requirements, and such failures could expose the Bank to significant monetary liabilities, regulatory challenges and reputational damage. For example, in fiscal 2018, the RBI imposed a ₹ 30 million penalty on the Bank for non-compliance with the Income Recognition and Asset Classification Guidelines in relation to certain KYC/AML requirements. Further, in fiscal 2019, the RBI imposed a ₹ 20 million penalty on the Bank for wrongfully collecting demand drafts on the account of a co-operative credit society and delay in reporting this fraud to RBI. Finally, in fiscal 2018, the RBI and UIDAI suspended the Bank's e-KYC license key and imposed penalties on the Bank as a result of non-compliance with IRAC, KYC and Aadhaar regulations. For more information on other regulatory fines, sanctions and investigations against the Bank, please see "Legal Proceedings". Any future recurrence of regulatory lapses by the Bank or failure to comply with applicable regulations in various jurisdictions, including unauthorized actions by employees, representatives, agents and third parties, suspected or perceived failures and media reports, and ensuing inquiries or investigations by regulatory and enforcement authorities, has resulted, and may result in the future, in regulatory actions, including financial penalties and restrictions on or suspension of the related business operations.

The Bank cannot predict the initiation or outcome of any investigations by other authorities or different investigations by the RBI. The penalties imposed by regulators may generate adverse publicity for the Bank and

its business. Such adverse publicity, or any future scrutiny, investigation, inspection or audit which could result in fines, public reprimands, damage to the Bank's reputation, significant time and attention from the Bank's management, costs for investigations and remediation of affected customers, may materially adversely affect the Bank's business and financial results.

The Bank's business depends on the continuity of its management team, skilled personnel and the Bank's ability to retain and attract talented personnel.

The Bank is highly dependent on the services of its management team and other key personnel. The Bank's ability to meet future business challenges depends, among other things, on their continued employment and the Bank's ability to attract and recruit talented and skilled personnel. For example, Shri Amitabh Chaudhry joined the Bank as its new chief executive officer in January 2019 since then there has been many changes in core management. Since his arrival, the Bank has embarked on a review of its policies and strategies that resulted in the implementation of a new business strategy of growth, profitability and sustainability. The success of this new strategy depends in part on the continuity of the Bank's new management team and other key personnel.

There can be no assurance that the Bank will be able to retain its key personnel. Competition for skilled and professional personnel in the banking industry is intense. Although the Bank believes that all of its directors and executive officers have the requisite credentials and professional expertise necessary to discharge their duties and are compliant with applicable regulatory requirements, there can be no assurance that stakeholders, including regulatory authorities, will not raise objections, or that such objections will not result in the loss of certain members of the Bank's key management team. The loss of key personnel or an inability to manage attrition levels across the Bank may have a material adverse impact on the Bank's business, its ability to grow and its control over various business functions.

Deterioration of the Bank's relationship with, poor performance by, or bankruptcy of, the Bank's third-party service providers may adversely affect the Bank.

The Bank is reliant upon certain external service providers to provide it with certain services necessary to maintain its day-to-day operations. Accordingly, the Bank's operations are exposed to the risk that these service providers will not perform their duties in accordance with the contracted arrangements under the relevant service agreements. Third-party vendors and certain affiliated companies provide key components of the Bank's business infrastructure such as loan and deposit servicing systems, back office and business process support, information technology production and support, internet connections and network access. Relying on these third parties and affiliated companies can be a source of operational and regulatory risk to the Bank, including with respect to security breaches affecting such parties.

The Bank is also subject to risk with respect to security breaches affecting the vendors and other parties that interact with these service providers. As the Bank's interconnectivity with these third parties and affiliated companies increases, the Bank faces the risk of operational failure with respect to their systems. The Bank may be required to take steps to protect the integrity of its operational systems, thereby increasing its operational costs. In addition, certain problems caused by these third parties or affiliated companies could affect the Bank's ability to deliver products and services to customers. Replacing these third-party vendors could also entail delays and expense. Further, the operational and regulatory risk the Bank faces as a result of these arrangements may be increased to the extent that the Bank restructures such arrangements. Restructurings could involve significant expense to the Bank and entail significant delivery and execution risk, which could have a material adverse effect on the Bank's business, operations and financial condition.

The Bank relies on correspondent banks in India and in other countries to conduct its business. The Bank's failure to maintain its relationships or enter into new relationships with correspondent banks may impact the Bank's ability to grow its business.

The Bank is subject to certain restrictive covenants in its financing instruments that restrict, among other things, its ability to declare dividends and pledge assets as collateral.

The financing documents relating to the Bank's outstanding indebtedness contains certain restrictive covenants, such as limitations on dividends and other distributions as well as negative pledge covenants that restrict, in certain circumstances, the Bank's ability to declare dividends and pledge assets as collateral. In addition, certain of these financing documents contain financial covenants requiring the Bank to comply with certain minimum ratios, such as the minimum capital adequacy ratios prescribed by the RBI, certain minimum industry borrower group exposure ratios; and certain minimum net NPA ratios, among others. Further, some of the Bank's borrowing

agreements also require the Bank to obtain prior written consent for certain acts such as amendments to constitutional documents or to create any security. These restrictions may limit the Bank's ability to react to changes in the Indian economy or the banking industry, take advantage of profitable opportunities and fulfill the Bank's obligations under its other financing documents, which could adversely affect the bank. For more information, see "*Management's Discussion and Analysis of Financial Condition and Results of Operations—Liquidity and Capital Resources—Funding—Restrictive Covenants*" on page 137.

In addition, in the event of a breach of any such restrictive covenant, an event of default may be triggered, which could result in the imposition of contractual penalties and the acceleration of principal and interest. In the past, the Bank has been non-compliant with certain financial covenants contained in its financing documents for which the Bank obtained waivers from the relevant lender institutions. No assurances can be provided that the Bank will continue to be in compliance in the future, or that it will be able to obtain waivers for any future instances of non-compliance.

An event of default could also potentially result in a cross default under the Bank's other debt obligations. In the event of an acceleration of the Bank's outstanding indebtedness, the Bank may be unable to settle the outstanding amounts of its debts, which would adversely affect its business.

The business of the Bank is highly dependent on information technology; therefore, if the Bank is unable to adapt to rapid technological changes, its business could suffer.

The Bank's future success will depend in part on its ability to respond to technological advances and to emerging banking industry standards and practices on a cost-effective and timely basis. The development and implementation of such technology entail significant technical and business risks. There can be no assurance that the Bank will always be successful in implementing new technologies effectively or adapting its transaction processing systems to meet customer requirements or emerging industry standards. If the Bank is unable, for technical, legal, financial or other reasons, to adapt in a timely manner to changing market conditions, customer requirements or technological changes, its financial performance and the trading price of the Equity Shares may be adversely affected.

Furthermore, any technical failures associated with the Bank's information technology systems or network infrastructure, including those caused by power failures and breaches in security caused by computer viruses and other unauthorized tampering, may cause interruptions or delays in the Bank's ability to provide services to its customers on a timely basis or at all, and may also result in costs for information retrieval and verification.

Banking is a heavily regulated industry and material changes in the regulations that govern the Bank could cause its business to suffer.

Banks in India are subject to detailed regulation and supervision by the RBI. The RBI also sets guidelines on the cash reserve ratios, statutory liquidity ratios, priority sector lending, export credit, agricultural loans, loans to sectors deemed to be weak by the RBI, market risk, capital adequacy ratio and branch licensing, among others. In addition, banks are generally subject to changes in Indian law as well as to changes in regulations, Government policies and accounting principles. Changes in regulations in India and international markets may expose the Bank to increased compliance costs and limitations on the Bank's ability to pursue certain business opportunities and provide certain products and services.

The Bank is also subject to regular financial inspection by the RBI. In the event that the Bank is unable to meet or adhere to the guidance or requirements of the RBI, the RBI may impose strict enforcement of its observations on the Bank, which may have an adverse effect on its business, financial condition, cash flows or results of operations.

The regulation governing Indian financial institutions is continuously evolving. The Bank has no control over the issuance of new regulations that may affect its operations, including in respect of:

- minimum capital requirements;
- reserve and compulsory deposit requirements;
- limits on investments in fixed assets;
- lending limits and other credit restrictions, including compulsory allocations;

- limits and other restrictions on fees;
- limits on the amount of interest banks can charge or the period for capitalizing interest; and
- accounting and statistical requirements.

In addition, any change by the RBI to its directed lending norms may result in the Bank being unable to meet the priority sector lending requirements, as well as requiring the Bank to increase its lending to relatively riskier segments which could result in an increase in NPAs in the Bank's directed lending portfolio. Consequently, the Bank's levels of yield-generating assets may be reduced or the Bank may be forced to recognize accounting losses, which could materially adversely affect its recognized profits, financial condition and results of operations. For example, the RBI has mandated banks in India to have a financial inclusion plan for expanding banking services to rural and unbanked centers and to customers who currently do not have access to banking services. Expansion into these markets involves significant investments and recurring costs, and the Bank cannot assure you that these activities will be sufficiently profitable.

The RBI may also direct banks to increase the total provisioning coverage ratio on their credit portfolio, which may adversely affect the Bank's financial condition and results of operations. The RBI is constantly updating prudential standards in accordance with the recommendations of the Basel Committee on Banking Supervision, in particular with respect to capital and liquidity, which could impose additional significant regulatory burdens on the Bank. For example, future liquidity standards could require the Bank to maintain a greater proportion of its assets in highly liquid but lower-yielding financial instruments, which would negatively affect its net interest margin. Increases in reserve and compulsory deposit or allocation requirements reduce the Bank's liquidity to fund its loan portfolio and other investments. There can be no assurance that future changes in regulations or in their interpretation or application will not have a material adverse effect on the Bank.

The laws and regulations governing the banking sector, including those governing the products and services that the Bank provides or proposes to provide, such as its life insurance or asset management business, or derivatives and hedging products and services, could change in the future. Any such changes may adversely affect the Bank's business, future financial performance and the price of the Equity Shares by, for example, requiring a restructuring of the Bank's activities or increasing its operating costs. See *"Key Regulations and Policies in India"* on page 195. For example, in fiscal 2018, some states in India announced schemes for waiver of loans taken by farmers. While the cost of such schemes was borne by the state governments, such schemes or borrower expectations of such schemes may result in higher delinquencies in the Bank's agricultural lending portfolio.

No assurance can be given generally that laws or regulations will be adopted, enforced or interpreted in a manner that will not have a material adverse effect on the Bank's business and results of operations. Furthermore, regulatory authorities in India have substantial discretion in how to regulate banks, and this discretion, and the regulatory mechanisms available to the regulators, have been increasing in recent years. Regulation may be imposed on an ad hoc basis by governments and regulators in response to a crisis, and these may especially affect financial institutions such as the Bank that may be deemed to be systemically important. In addition, the volume, granularity, frequency and scale of regulatory and other reporting requirements require a clear data strategy to enable consistent data aggregation, reporting and management. Inadequate management information systems or processes, including those relating to risk data aggregation and risk reporting, could lead to a failure to meet regulatory reporting requirements or other internal or external information demands and the Bank may face supervisory measures as a result.

A significant majority of the Bank's properties, including its branches and ATMs, are located at leased or licensed premises, and the Bank's operations may be materially and adversely affected if it is unable to renew existing leases or otherwise continue to utilize its branches or ATMs.

The Bank's business and operations are significantly dependent on the Bank's branches and ATMs some of which are located on leased or licensed premises. The Bank has entered into various lease and license arrangements for such properties. As on 30 June 2019, some of the Bank leases including its branches and ATMs, had expired and were in the process of being renewed. The Bank may face the risk of being evicted in the event that the Bank's landlords allege a breach on the Bank's part of any terms under these lease agreements and there is no assurance that the Bank will be able to identify suitable locations to re-locate the Bank's operations. Some of the lease agreements entered into by the Bank may be inadequately stamped. As a result, these agreements may be inadmissible as evidence before a court of law. Further, some of the immovable properties used by the Bank and taken on lease may have one or more irregularities of title such as non-registration of lease deeds. If the Bank is unable to continue to use its branches and ATMs which are located on leased or licensed premises during the

period of the relevant lease or license or extend such lease or license arrangements on their expiry on commercially acceptable terms, or at all, it may suffer a disruption in its operations which could materially and adversely affect the Bank's business, financial condition, results of operations and prospects. In addition, some of these leases or licenses may not have been registered, which may affect the evidentiary value of such lease or license agreements in a court of law.

Negative publicity could damage the Bank's reputation and adversely impact the Bank's business and financial results.

Reputational risk, or the risk to the Bank's business, earnings and capital from negative publicity, is inherent in the Bank's business. The reputation of the financial services industry in general has been closely monitored as a result of the 2008 financial crisis and other matters affecting the financial services industry. Negative public opinion about the financial services industry generally or the Bank specifically could adversely affect the Bank's ability to attract and retain customers, and may expose it to litigation and regulatory action.

Negative publicity can result from the Bank's actual or alleged conduct in any number of activities, including lending practices, mortgage servicing and foreclosure practices, corporate governance, regulatory compliance, mergers and acquisitions and related disclosure, sharing or inadequate protection of customer information, and actions taken by Government regulators and community organizations in response to that conduct. Although the Bank takes steps to minimize reputational risk in dealing with customers and other constituencies, the Bank, as a large financial services organization with a high industry profile, is inherently exposed to this risk. Such negative media coverage may have a material adverse effect on the Bank's reputation, business, financial condition or results of operation.

The Bank may not be able to prevent its officers, employees or third parties acting on its behalf from engaging in situations that qualify as corruption, fraud or other misconduct which could expose the Bank to administrative and judicial sanctions, as well as reputational damage.

The Bank's governance and compliance procedures may not prevent breaches of law, accounting and/or governance standards, and there can be no assurance that the Bank's employees, agents, and the companies to which the Bank outsources certain of its business operations, will not take actions in violation of the Bank's policies, for which the Bank may be ultimately held responsible. For example, in fiscal 2018, the Bank's former Chief Information Officer was found to have compromised the Bank's interests following a whistleblower complaint alleging irregularities and improprieties in his supervisory and monitoring role over transactions relating to vendor selection and payments terms. In addition to taking appropriate action against the concerned executive, the Bank has put in place corrective measures and controls intended to prevent such incidents in the future. Moreover, also in fiscal 2018, certain unpublished price sensitive information relating to the Bank's financial results for the quarter ended 30 June 2017 became public ahead of the official publication of such result. For more information, see "Legal Proceedings". Although the Bank responded by taking several measures intended to prevent recurrence of these episodes, no assurances can be provided that such measures will be effective or that similar issues will not arise in the future.

The Bank's policies and procedures are aimed at detecting and preventing corruption, fraud or other misconduct by the Bank's employees and agents, they may not completely eliminate instances where the Bank's employees may engage in such illegal or improper activities. Any future misconduct by individuals working for the Bank could occur, which could adversely affect the Bank.

Actions of the Government, as the Bank's controlling shareholder through SUUTI and other Government-related entities, could conflict with the interests of other shareholders.

The Government, through the Administrator of the SUUTI, Life Insurance, LIC and GIC and four public sector insurance companies, collectively hold a significant portion of the Bank's equity shares. Under the Bank's memorandum and articles of association, SUUTI and LIC each have the right to nominate one director. The Chairman is duly appointed by the board of directors of the Bank.

As at 31 March 2019, the Government indirectly held approximately 18.18% (SUUTI – 5.32%, LIC – 10.52%, GIC and four public sector insurance companies – 2.34%) of the Bank's Equity Shares. As at 30 June 2019, the Government indirectly held approximately 17.64% (SUUTI – 5.23%, LIC – 10.11%, GIC and four public sector insurance companies – 2.30%) of the Bank's equity shares.

While the Bank is overseen by an independent board of directors, as long as the Government continues to hold a

significant portion of the Bank's voting shares, the Government, through its membership on the Bank's Board of Directors, may exercise influence over board decisions, decisions of the shareholders and influence the policies of the Bank in a manner that could directly or indirectly favor the interests of the Government, may result in the Bank foregoing business opportunities and may conflict with the interests of other shareholders. Any substantial sale of the Bank's Equity Shares by the Government or other large shareholders could adversely affect the price of the Equity Shares and to the extent investors perceive a disadvantage in owning stock of a company with a significant shareholder, such concentration of ownership may adversely affect the trading price of the Equity Shares.

RBI guidelines relating to the ownership of private banks and foreign ownership restrictions in private banks and its downstream companies could discourage or prevent a change of control or other business combination involving the Bank.

On 12 May 2016, the RBI issued the Master Direction – Ownership in Private Sector Banks, Directions, 2016 (the “Master Directions”). The Master Directions prescribe limits on ownership for all shareholders in the long run based on categorization of shareholders under two broad categories, namely (i) individuals and (ii) entities/institutions. Each of these groups has separate limits for their shareholdings as set out in the Master Directions.

Larger shareholdings resulting from capital infusion by domestic or foreign entities or institutions are possible if the RBI approves such transactions on a case-by-case basis.

If a transaction results in any person acquiring or agreeing to acquire, directly or indirectly, by itself or acting in concert with any other person, shares of a banking company or voting rights therein which, taken together with shares and voting rights, if any, held by such person or such person's relative or associate enterprise or person acting in concert with such person, results in such person(s) holding at least 5.0% of the paid-up share capital of a banking company or entitles such person(s) to exercise at least 5.0% of a banking company's voting rights, RBI's approval is required prior to such transaction.

The RBI, when considering whether to grant an approval, may take into account all matters that it considers relevant to the application, including ensuring that shareholders whose aggregate holdings are above specified thresholds meet fit and proper criteria. Currently, the RBI limits voting rights to 26.0%. There are also foreign ownership restrictions in a private bank and in downstream companies which may impact an acquirer's ability to acquire a majority of the Bank's shares or acquire control over the Bank. The implementation of such restrictions could discourage or prevent a change in control, merger, consolidation, takeover or other business combination involving the Bank, which might be beneficial to the Bank's shareholders.

Any substantial stake in the Bank could discourage or prevent another entity from exploring the possibility of a combination with it. Any such obstacles to potentially synergistic business combinations could negatively impact the Bank's share price and have a material adverse effect on the Bank's ability to compete effectively with other large banks and, consequently, the Bank's ability to maintain and improve its financial condition.

If ownership restrictions on private sector banks are relaxed, a single investor may acquire a controlling stake in the Bank.

If the current restrictions are further liberalized to allow not only increased investment by Indian entities but also greater foreign ownership, a single entity or group of investors acting in unison may acquire equity shares of the Bank to the extent that would allow it to control or strongly influence the Bank. Such an entity would, subject to restrictions in the Articles, be able to determine, or would have a disproportionate influence compared with other shareholders in, the election of the Board of Directors, management policies and the outcome of corporate transactions submitted to shareholders for approval. There can be no assurance that any future controlling shareholder will have the same interests as any minority shareholder or will pursue the same strategies as the current management.

Major fraud, lapses of control, system failures or calamities could adversely impact the Bank's business.

The Bank is vulnerable to risk arising from the failure of employees to adhere to approved procedures, system controls, fraud, system failures, information system disruptions, communication systems failure and data interception during transmission through external communication channels and networks. There can be no assurance that the Bank's use of encrypted password-based protections and firewalls are adequate to prevent fraud or the invasion or breach of the network by an intruder. Failure to protect against fraud or breaches in security

may adversely affect the Bank's operations and future financial performance. The Bank's reputation could be adversely affected by significant fraud committed by its employees, agents, customers or third parties.

For example, in fiscal 2019, the Bank was one of several other Indian banks involved in a well-publicized fraud involving letters of undertaking issued by those banks, which resulted in a U.S.\$20 million loss for the Bank and negatively affected the Bank's reputation. In addition, the Bank has experienced an increase in the number of internal frauds in fiscal 2018 as compared to fiscal 2017, and in fiscal 2019 as compared to fiscal 2018. Although the Bank believes it has taken appropriate measures intended to address those issues, any future lapses in the Bank's fraud identification and reporting processes could expose the Bank to the recurrence of frauds which could adversely affect the Bank's business and its reputation.

In December 2017, certain unpublished price sensitive information relating to its financial results for the quarter ended 30 June 2017 became public ahead of the official publication of such result. Following public disclosure of this information, the Bank was directed by the SEBI on 27 December 2017 to, among other things: (i) strengthen the Bank's current systems and controls to ensure that such instances of leakage of unpublished price sensitive information do not recur in the future; and (ii) conduct an internal inquiry into the leakage of unpublished price sensitive information relating to the Bank's financial results and submit a report in relation thereto. Accordingly, the Bank had appointed an independent third party consultant to review the effectiveness of the Bank's internal controls and submit a report on its findings. Upon conclusion of the investigation, the Bank has, by its letter dated 13 April 2018 submitted the independent third party consultant's report with SEBI. As on date of this Preliminary Placement Document, the Bank has not received any order from SEBI in this regard. For further details, see "*Legal Proceedings – SEBI Action*".

Given the increasing share of retail products and services and transaction banking services in the Bank's overall business, the importance of systems technology to the Bank's business has increased significantly. The Bank's principal delivery channels include ATMs, Internet banking, mobile banking and call centers (telephone banking). Any failure in the Bank's systems, particularly for retail products and services and transaction banking, could significantly affect the Bank's operations and the quality of its customer service and could result in business and financial losses and adversely affect the trading price of the Equity Shares. For example, the Bank's customer service operations have been affected to some extent in the past during the migration of the Bank's core banking software to an updated version, as the application took time to stabilize.

The Bank maintains a disaster recovery center in Bengaluru in the event that the Bank's main computer center in Mumbai shuts down for any reason. The system in Bengaluru is configured to come into operation if the Mumbai system is no longer operational. However, if for any reason the switch over to the backup system does not take place or if a calamity occurs in both Mumbai and Bengaluru such that the Bank's business is compromised in both centers, the Bank's operations would be adversely affected.

The Bank may breach third party intellectual property rights.

The Bank may be subject to claims by third parties, both inside and outside India, if it breaches their intellectual property rights by using slogans, names, designs, software or other such rights, which are of a similar nature to the intellectual property these third parties may have registered. The Bank has received oppositions from Axis Holdings Private Limited and AXA for its trademark applications dated 16 April 2007 and 25 June 2007 to register the name "AXIS BANK" and the logo associated with the name, citing prior use of their respective trademarks. The Bank has received oppositions from ALBINGIA for its trademark applications dated 14 September 2017 and 27 April 2018 filed in the United Kingdom and European Union to register the name "AXIS" and the logo associated with the name, citing prior use of its trademark.

The Bank may not be able to prevent infringement of its trademark and may be unable to seek remedies for infringement of those trademarks by third parties other than relief against passing off by other entities, which may not provide sufficient protection. The Bank's inability to use of these trademarks and any unauthorized usage could adversely affects its business and results of operations.

Any legal proceedings which result in a finding that the Bank has breached third parties' intellectual property rights, or any settlements concerning such claims, may require the Bank to provide financial compensation to such third parties or make changes to its marketing strategies or to the brand names of its products, which may have a materially adverse effect on the Bank's business prospects, reputation, results of operations and financial condition.

A failure, inadequacy or security breach in the Bank's information technology and telecommunication systems

may adversely affect its business, results of operation or financial condition.

The Bank's ability to operate and remain competitive depends in part on its ability to maintain and upgrade its information technology systems and infrastructure on a timely and cost-effective basis, including its ability to process a large number of transactions on a daily basis. The Bank's operations also rely on the secure processing, storage and transmission of confidential and other information in its computer systems and networks.

The Bank's financial, accounting or other data processing systems and management information systems or its corporate website may fail to operate adequately or become disabled as a result of events that may be beyond the Bank's control or may be vulnerable to unauthorized access, computer viruses or other attacks. Deficiencies in the Bank's internal management of information systems and data security practices expose the Bank to heightened risks, which could cause damage to the Bank's reputation and adversely impact the Bank's business and financial results.

Significant security breaches could adversely impact the Bank's business.

The Bank faces cyber threats, such as hacking, phishing and trojans, attempting to exploit the Bank's network to disrupt services to customers and/or theft or leaking of sensitive internal Bank data or customer information. In the past, the Bank has been exposed to cyber security incidents such as ransomware, web defacing attacks, unpatched vulnerable software exploitation, breaches of debit card use and fraudulent withdrawals. For example, in October 2016, there was an intrusion attempt observed on 15 of the Bank's servers through a third party vendor, whose system was based in a foreign location. The investigation revealed that the vendor system had been maliciously controlled through other compromised systems, within the vendors network. In addition, in fiscal 2019, the Bank's subsidiary in the United Kingdom was the victim of a phishing attack that resulted in a U.S.\$ 1.9 million loss. The occurrence or recurrence of any of these incidents in the future may cause damage to the Bank's reputation and adversely impact the Bank's business and financial results.

Further, the information available to and received by the Bank's management through its existing systems may not be timely and sufficient to manage risks or to plan for and respond to changes in market conditions and other developments in the Bank's operations. If any of these systems are disabled or if there are other shortcomings or failures in the Bank's internal processes or systems, it may disrupt the Bank's business or impact the Bank's operational efficiencies, and render it liable to regulatory intervention or damage to its reputation. The occurrence of any such events may adversely affect the Bank's business, results of operation and financial condition.

The Bank seeks to protect its branch network infrastructure and computer systems from security breaches and other disruptive problems caused by the Bank's increased use of the Internet. Computer break-ins and power disruptions could affect the security of information stored in and transmitted through these computer systems and network infrastructure. Since technology is fast changing, there may be new areas in the system that may be exposed to security breaches and other attacks. The Bank employs security systems, including firewalls and password encryption, designed to minimize the risk of security breaches. Although the Bank intends to continue to implement security technology and establish operational procedures to prevent break-ins, damage and failures, there can be no assurance that these security measures will always be adequate or successful.

As the sophistication of cyber incidents continues to evolve, the Bank will likely be required to expend additional resources to continue to modify or enhance its protective measures or to investigate and remediate any vulnerability to cyber incidents. In addition, certain cyber incidents, such as surveillance, may remain undetected for an extended period. There is also the risk of the Bank's customers incorrectly blaming the Bank and terminating their accounts with the Bank for a cyber-incident which might have occurred on their own system or that of an unrelated third party. Any cyber security breach could also subject the Bank to additional regulatory scrutiny and expose the Bank to civil litigation and related financial liability. Failed security measures could have a material adverse effect on the Bank's business, its future financial performance and the trading price of the Equity Shares.

The Bank, its subsidiaries, directors and promoters are involved in a number of legal and regulatory proceedings that, if determined against it, could have a material adverse impact on its future financial performance, stockholders' equity and the price of the Equity Shares.

The Bank is often involved in certain litigation matters and subject to various regulatory investigations, audits or other inspections in the ordinary course which could result in judgments, fines, reprimands and damage to the Bank's reputation. These matters may also result in the diversion of significant time and attention from the Bank's management, significant costs for the Bank to defend itself as well as costs for investigations and remediation of

affected customers, each of which could adversely affect the Bank's business and financial results.

These matters may arise for various reasons, including because the Bank seeks to recover monies from its borrowers or because the Bank's customers seek claims against the Bank or for other reasons. Although it is the Bank's policy to make provisions for probable loss for litigation matters, the Bank does not make provisions or disclosures in its financial statements where its assessment is that the risk is not probable. Moreover, to the extent that the Bank is unable to accurately identify and track legacy litigation cases, such failures could expose the Bank to heightened legal and reputational risks.

The Bank has also issued notices and initiated various recovery proceedings against defaulting borrowers under the SARFAESI Act and failure by such borrowers to repay the outstanding borrowings pursuant to such notices and proceedings may adversely affect the business.

The Bank cannot assure you that the judgments in any of the litigation or regulatory proceedings in which the Bank is involved would be favorable to it and if its assessment of the risk changes, its view on provisions will also change. Increased provisioning for such potential losses could have a material adverse effect on the Bank's results of operations and financial condition. If the Bank's provisioning is inadequate relative to actual losses on final judgment, such additional losses could have a material adverse impact on the Bank's business and trading price of the Equity Shares. Such proceedings also divert management time and attention, and consume significant financial resources in their defense or prosecution, which could materially affect the Bank's financial condition. Any adverse outcome of litigation or regulatory proceedings could have a material adverse effect on the Bank's business, its future financial performance and trading price of the Equity Shares. The Bank may also incur legal cost for a matter even if the Bank has not made any legal provisions for the same. In addition, the cost of resolving a legal claim may be substantially higher than any amount reserved for that matter. For further information on litigation involving the Bank, see "*Legal Proceedings*".

The Bank may not be able to renew or maintain its statutory and regulatory permits and approvals required to operate its business.

The Bank is required to obtain and maintain various statutory and regulatory permits and approvals to operate its business, which requires the Bank to comply with certain terms and conditions to continue its banking operations. Although the Bank has no reason to believe that such statutory and regulatory permits and approvals will not be granted and/or renewed as and when requested, certain of the Bank's business licenses have been denied or temporarily revoked in the past and the Bank cannot guarantee that it will be able to maintain, renew or obtain any required statutory and regulatory permits and approvals in the future, in a timely manner, or that no additional requirement will be imposed in connection with such request. Statutory and regulatory permits and approvals required for the development of the Bank's activities may require that it meet certain performance thresholds or financial metrics. In case the Bank is unable to meet these thresholds or metrics, the Bank may lose or not be able to obtain or renew such authorizations, concessions, licenses or permits. The Bank also cannot guarantee that it will timely comply with all of its obligations with governmental agencies, including obtaining the necessary operating permits in a timely manner.

In the event that the Bank is unable to renew or maintain such statutory permits and approvals or comply with any or all of the applicable terms and conditions, or seek waivers or extensions of time for complying with such terms and conditions, all or some of the Bank's operations may be interrupted, penalties may be imposed and the Bank's business, financial results and reputation could be materially and adversely affected.

The Bank's insurance policies may not be sufficient to cover all of its losses.

The Bank maintains several types of insurance policies in line with the risk management policies of its business, which generally attempt to follow industry market practices for similar activities.

The Bank maintains several types of insurance policies and has coverage that it deems appropriate and customary for a bank of its size and nature. The Bank's insurance policies include a banker's indemnity insurance policy, which is a comprehensive insurance policy that offers coverage for various forms of risks. Some of the items covered under this insurance policy include (i) money (cash and precious metals) on premises and in vaults of agencies; (ii) money (cash and precious metals) in transit; (iii) cash in onsite ATMs/dispensers owned by the Bank; (iv) losses from external/internal fraud; and (v) losses from transactions through mobile banking; (vi) electronic banking transactions; and (vii) electronic crime.

The coverage obtained in these insurance policies may not be sufficient to cover all the risks to which the Bank is

exposed, which could adversely affect the Bank. Additionally, the Bank may not be able to successfully contract or renew its insurance policies on satisfactory terms. If the Bank is unable to procure adequate levels of insurance at rates that its management deems satisfactory, the Bank could be adversely affected.

Any closure of branches or loss of the Bank's key branch personnel may adversely affect the Bank's ability to build and maintain relationships with the Bank's customers, which could adversely affect the Bank's business.

The Bank's business is dependent on the Bank's key branch personnel's ability to establish, build, and maintain customer relationships. The Bank encourages dedicated branch personnel to service clients in certain business segments since the Bank believes that this leads to long-term client relationships, a trust-based business environment, and over time, better cross-selling opportunities. While no individual branch manager and no single operating group of managers contribute a meaningful percentage of the Bank's business, it may suffer materially if a substantial number of branch managers leave the organization or if some of the branches are closed for any reason beyond the Bank's control.

The RBI may remove any employee, managerial personnel or may supersede the Bank's Board of Directors in certain circumstances, which may materially affect the Bank's business, results of operations, and financial conditions.

The Banking Regulation Act confers powers on the RBI to remove from office any directors, chairman, chief executive officer, or other officers or employees of a bank in certain circumstances. The RBI also has the powers to supersede the board of directors of a bank and appoint an administrator to manage the bank for a period of up to six months, which may exceed up to 12 months in certain circumstances. The RBI may exercise powers of supersession where it is satisfied, in consultation with the Government that it is in the public interest to do so, to prevent the affairs of any bank from being conducted in a manner that is detrimental to the interest of the depositors, or for securing the proper management of any bank. Should any of the steps as explained herein are taken by the RBI against the Bank, its business, results of operations, and financial conditions would be materially and adversely affected.

While the Bank has in place procedures and safeguards to prevent dealings with parties and countries that are the target of United States, Indian, and other sanctions, these measures by the Bank may not be fully effective, and any non-compliance by the Bank with such sanctions could harm our reputation or result in regulatory action which could materially and adversely affect our business.

The Bank engages in business with customers and counterparties from diverse backgrounds. In light of U.S., Indian, EU and other sanctions, the Bank cannot be certain that its procedures and safeguards relating to sanctions will always be effective, or that some of the Bank's customers or counterparties may become the subject of sanctions. Such sanctions may result in the Bank's inability to gain or retain such customers or counterparties or receive payments from them. Non-compliance with such sanctions could have a material adverse effect on the Bank's business, financial results and the prices of our securities.

These laws, regulations and sanctions or similar legislative or regulatory developments may further limit the Bank's business operations. If the Bank were determined to have engaged in activities targeted by certain U.S., Indian, EU or other statutes, regulations or executive orders, it could lose its ability to open or maintain correspondent or payable-through accounts with U.S. financial institutions, among other potential sanctions. In addition, depending on sociopolitical developments, even though we take measures designed to ensure compliance with applicable laws and regulations, our reputation may suffer due to our association with certain restricted targets. The above circumstances could have a material adverse effect on our business, financial results and the prices of our securities.

Uncertainty about the future of LIBOR may adversely affect the Bank's business.

On 27 July 2017, the Chief Executive of the United Kingdom Financial Conduct Authority, which regulates the London Interbank Offered Rate ("LIBOR"), announced that it intends to stop persuading or compelling banks to submit rates for the calculation of LIBOR to the administrator of LIBOR after 2021. In June 2019, the Financial Conduct Authority asked banks and markets to stop using the LIBOR as a basis for pricing contracts. These announcements indicate that the continuation of LIBOR on the current basis cannot and will not be guaranteed after 2021. It is impossible to predict whether and to what extent banks will continue to provide LIBOR submissions to the administrator of LIBOR or whether any additional reforms to LIBOR may be enacted in the United Kingdom or elsewhere. At this time, no consensus exists as to what rate or rates may become accepted alternatives to LIBOR and it is impossible to predict the effect of any such alternatives on the value of LIBOR-

based securities and variable rate loans or other financial arrangements, given LIBOR's role in determining market interest rates globally. Uncertainty as to the nature of alternative reference rates and as to potential changes or other reforms to LIBOR may adversely affect LIBOR rates and other interest rates. In the event that a published LIBOR rate is unavailable after 2021, the value of such securities, loans or other financial arrangements may be adversely affected, and, to the extent that the Bank is the issuer of or obligor under any such instruments or arrangements, the Bank's cost thereunder may increase. Currently, the manner and impact of this transition and related developments, as well as the effect of these developments on the Bank's funding costs, investment and trading securities portfolios and business, is uncertain.

Risks Relating to India

The Bank's business is substantially affected by prevailing economic, political and others prevailing conditions in India, and a slowdown in economic growth in India could cause the Bank's business to suffer.

The vast majority of the Bank's business activities are conducted in India. Accordingly, the Bank's financial position and results of operations have been and will continue to be significantly affected by overall economic growth patterns in India.

The Indian economy's growth momentum moderated significantly in fiscals 2018 and 2019 as compared to previous years. According to the Indian Central Statistics Organization, India's real GDP growth decreased from 8.2% in fiscal 2017 to 7.2% in fiscal 2018 and 6.8% in fiscal 2019. This slower rate of economic growth was primarily driven by a slowdown in consumer demand, the transitional impacts of the introduction of the Goods and Services Tax in 2017 and the lingering residual effects of demonetization in 2016. According to the Indian Central Statistics Organization, agricultural growth slowed from 6.3% in fiscal 2017 and 5.0% in fiscal 2018 to 2.9% in fiscal 2019. Industrial sector growth slowed from 8.3% in fiscal 2017 and 6.1% in fiscal 2018 to 7.6% in fiscal 2019. The growth in the services sector reduced from 8.1% in fiscal 2017 and 7.8% in fiscal 2018 to 8.0% in fiscal 2019. Indian export revenues increased by 5.2% in fiscal 2017, 10.0% in fiscal 2018 and 8.7% in fiscal 2019.

The Indian economy has slowed further in fiscal 2020, with India's real GDP having grown at 5.00% in the three months ended 30 June 2019 as compared to the three months ended 30 June 2018. The RBI currently forecasts India's real GDP growth to be 6.9% for fiscal 2020.

Economic growth in India is influenced by, among other things, inflation, interest rates, foreign trade and capital flows. The level of inflation or depreciation of the Indian rupee may limit monetary easing or cause monetary tightening by the RBI. Any increase in inflation, due to increases in domestic food prices or global prices of commodities, including crude oil, the impact of currency depreciation on the prices of imported commodities and additional pass-through of higher fuel prices to consumers, or otherwise, may result in a tightening of monetary policy. For instance, in fiscal 2014, in response to a rise in inflation from 9.1% in April 2013 to 11.5% in November 2013, the RBI progressively raised the repo rate by 75 basis points from 7.25% to 8.0% during May 2013 to January 2014. The repo rate was thereafter maintained at 8.0% and then gradually reduced starting January 2015 with an overall reduction of 200 basis points with the last reduction to 6.00% in August 2017. In June 2018, the repo rate was raised by 25 basis points to 6.25% following concerns of inflation rising as a result of an increase in global crude oil prices and an increase in government-determined minimum support prices of food crops. India has, in the past, experienced sustained periods of high inflation. A return to high rates of inflation with a resulting rise in interest rates, and any corresponding tightening of monetary policy may have an adverse effect on economic growth in India.

While the Bank's results may not necessarily track India's economic growth figures, the Indian economy's performance affects the environment in which the Bank operates. Any slowdown in economic growth in India could adversely affect the Bank's borrowers and contractual counterparties, decreasing the credit quality of the Bank's borrowers. A slowdown in economic growth in India could also result in lower demand for credit and other financial products and services and higher defaults among corporate, retail and rural borrowers. With the importance of retail loans to the Bank's business, any slowdown in the growth or negative growth of sectors such as housing and automobiles could adversely impact the Bank's performance.

Furthermore, in light of the increasing linkages of the Indian economy to other developed and emerging economies, the Indian economy is increasingly influenced by economic and market conditions in other countries and, as a result, a slowdown in the economic growth of the United States and other countries in the developed and emerging global economy could have an adverse impact on economic growth in India. The current uncertain economic situation, in India and globally, could result in a further slowdown in economic growth, investment and

consumption. Any such slowdown could adversely affect the Bank's business, including its ability to grow, the quality of its assets, its financial performance and the trading price of the Equity Shares. In addition, any impact of the continuing instability and volatility in the global financial markets could have a material adverse impact on the Bank's business.

Financial instability in other countries may cause increased volatility in Indian financial markets.

The Indian market and the Indian economy are influenced by economic and market conditions in other countries, particularly emerging market countries in Asia. Although economic conditions are different in each country, investors' reactions to developments in one country can have adverse effects on the securities of companies in other countries, including India. A loss of investor confidence in the financial systems of other emerging markets and countries where the Bank has established operations or any worldwide financial instability may cause volatility in Indian financial markets and adversely affect the Indian economy, directly or indirectly, such as through movements of exchange rates and interest rates in India. The occurrence of any financial disruptions may have an adverse effect on the Bank's cost of funding, loan portfolio, business, future financial performance and the trading price of the Equity Shares.

Developments in the Eurozone, including concerns regarding sovereign debt default, negotiations between the United Kingdom and European policymakers following its vote to withdraw from the European Union, the exit of any other country from the European Union, recessionary economic conditions as well as concerns related to the impact of tightening monetary policy in the United States and a trade war between large economies may lead to increased risk aversion and volatility in global capital markets. These and other related events may have had a significant impact on the global credit and financial markets as a whole, including reduced liquidity, greater volatility, widening of credit spreads and a lack of price transparency in the United States and global credit and financial markets.

In response to these and other developments, legislators and financial regulators in the United States and other jurisdictions, including India, implemented a number of policy measures designed to add stability to the financial markets. See "***Key Regulations and Policies in India***" on page 195. However, the overall long-term impact of these and other legislative and regulatory efforts on the global financial markets is uncertain, and they may not have had the intended stabilizing effects. Any significant financial disruption in the future could have an adverse effect on the Bank's cost of funding, loan portfolio, business, future financial performance and the trading price of the Equity Shares. Adverse economic developments overseas in countries where the Bank has operations could have a material adverse impact on the Bank and the trading price of the Equity Shares.

Increased volatility or inflation of commodity prices in India could adversely affect the Bank's business.

In recent months, consumer and wholesale prices in India have exhibited subdued inflationary trends, as the result of a decrease in crude oil prices, lower international commodity prices, and lower domestic food prices. The Consumer Price Index declined from 4.5% (average) in fiscal 2017, to 3.6% (average) in fiscal 2018, and to 3.4% (average) in fiscal 2019. However, any increased volatility in the rate of inflation domestically or in global commodity prices, in particular oil and steel prices, could adversely affect the Bank's borrowers and contractual counterparties. Although the RBI has enacted certain policy measures designed to curb inflation, these policies may not be successful. As the Bank's business consists of sizable contributions from the retail and agricultural segments, any slowdown in the growth of the housing, automobile or agricultural sectors could increase the cost of servicing its non-Rupee-denominated debt, including the Equity Shares, and adversely impact the Bank's business, financial conditions and results of operations.

Trade deficits could have a negative effect on the Bank's business and the trading price of the Equity Shares.

India's trade relationships with other countries can influence Indian economic conditions. The merchandise trade deficit was U.S.\$109 billion in fiscal 2017 and U.S.\$162 billion in fiscal 2018, compared with U.S.\$184 billion in fiscal 2019. This large merchandise trade deficit neutralizes the surpluses in India's trade derived from international trade in services, net income from financial assets, labor and property and cross-border transfers of mainly workers' remittances in the current account, resulting in a current account deficit. If India's trade deficits increase or become unmanageable, the Indian economy, and therefore the Bank's business, future financial performance and the trading price of the Equity Shares could be adversely affected.

A decline in India's foreign exchange reserves may affect liquidity and interest rates in the Indian economy, which could have an adverse impact on the Bank. A rapid decrease in reserves would also create a risk of higher interest rates and a consequent slowdown in growth.

A decline in India's foreign exchange reserves could result in reduced liquidity and higher interest rates in the Indian economy as well as an adverse effect on the valuation of the Rupee. Flows to foreign exchange reserves in India have been volatile in the past and may continue to be volatile in the future. Foreign exchange reserves increased by U.S.\$14.4 billion from fiscal 2016 to U.S.\$369.96 billion in fiscal 2017. In fiscal 2018, foreign exchange reserves increased by U.S.\$54 billion to U.S.\$424 billion. However, in fiscal 2019 reserves diminished by U.S.\$12 billion to U.S.\$412 billion.

Declines in foreign exchange reserves could adversely affect the valuation of the Rupee and could result in reduced liquidity and higher interest rates that could adversely affect the future financial performance of the Bank and the trading price of the Equity Shares.

A significant increase in the price of crude oil could adversely affect the Indian economy and, in turn, the Bank's business.

India imports more than 90% of its requirements of crude oil and products, which comprised approximately 27.7% of its total imports in fiscal 2019. Higher price of crude oil could adversely affect the Indian economy, which could, in turn, adversely affect the Bank's business.

Although the price of Brent crude oil declined from approximately U.S.\$70.3 per barrel in March 2018 to approximately U.S.\$68.4 per barrel in March 2019, there have been several periods of sharp increases in global crude oil prices since 2004 due to increased demand and speculation and pressure on production and refinery capacity, and political and military tensions in key oil-producing regions, among other factors. The Government has also deregulated the prices of certain oil products resulting in greater pass-through of international crude prices to domestic oil prices. Increase or volatility in oil prices and the pass-through of such increases to Indian consumers could have a material adverse impact on the Indian economy and on the Indian banking and financial system in particular, including through a rise in inflation and market interest rates and a higher trade deficit. This could adversely affect the Bank's business, results of operations, financial condition and prospects.

A downgrade in ratings of India, the Indian banking sector or of the Bank may affect the trading price of the Equity Shares.

The Bank's borrowing costs and the Bank's access to the debt capital markets depend significantly on the Bank's credit ratings and that of India. These ratings are assigned by rating agencies, which may reduce or withdraw their ratings or place the Bank on "credit watch" with negative implications at any time. Credit ratings are also important to the Bank when competing in certain markets and when seeking to engage in longer-term transactions, including over-the-counter derivatives. A reduction in the Bank's credit ratings could increase the Bank's borrowing costs and limit the Bank's access to the capital markets. This, in turn, could reduce the Bank's earnings and adversely affect the Bank's liquidity.

As at the date of this Preliminary Placement Document, the Bank's credit rating outlook by Moody's stands at "Baa3" with a "stable" outlook, by S&P stands at "BBB minus" with a "stable" outlook, and by Fitch Ratings Ltd. (Fitch) stands at "BB plus" with a "stable" outlook.

A downgrade in the Bank's credit rating could restrict the Bank's ability to borrow, assign loans or issue securities on acceptable terms, thereby raising the Bank's funding costs. In addition, the Bank may also be unable to raise funds on acceptable terms, or be able to raise sufficient funds, at a time when additional funding would be most needed.

Moreover, any adverse revisions to India's credit ratings for domestic and international debt by international rating agencies may adversely impact the Bank's ability to raise additional financing and the interest rates and other commercial terms at which such financing is available. A downgrading of India's credit ratings may occur, for example, upon a change of government tax or fiscal policy, which are outside the Bank's control.

The Bank is subject to risks relating the stability of the Indian financial system.

The Bank is exposed to the risks of the Indian financial system, which in turn may be affected by financial difficulties and other problems faced by certain Indian financial institutions. See "***Financial instability in other countries may cause increased volatility in Indian financial markets***" on page 84. As an emerging market economy, the Indian financial system faces risks not typically faced in developed countries, including the risk of deposit runs, notwithstanding the existence of a national deposit insurance scheme. Certain Indian financial institutions have experienced difficulties during recent years. Some cooperative banks have also faced serious financial and liquidity crises. The problems faced by individual Indian financial institutions and any instability in

or difficulties faced by the Indian financial system generally could create adverse market perception about Indian financial institutions and banks. This in turn could adversely affect the Bank's business, future financial performance and the price of the Equity Shares.

The RBI's financial stability report dated 31 March 2019 stated that India's financial system remains stable, and the banking sector shows signs of improvement, even though the global economic environment and the emerging trends in financial sector pose challenges. That report noted that stress in the banking sector has reduced as the gross non-performing advances ratio declined from 11.6% in March 2018 to 9.3% in March 2019. Credit growth of scheduled commercial banks improved between March 2018 and September 2018, driven largely by private sector banks. The banking system's CRAR increased marginally from 13.8% in March 2018 to 14.3% in March 2019. There was a marginal decline in Tier 1 leverage ratio of scheduled commercial banks between March 2018 and March 2019. If the macro economic conditions in India deteriorate, the system level CRAR may decline significantly.

Major sector indicators as at 31 March 2019 are provided in the table below:

	As at 31 March 2019 (units as indicated)
Aggregate deposits (₹ in billion)	125,587
Gross Bank Credit (₹ in billion)	98,184
Investments (₹ in billion)*	42,519
Total number of branches.....	141,756
Number of scheduled commercial banks.....	147
Number of regional rural banks.....	53
Credit deposit ratio (%).....	78.2
Investment-deposit ratio (%)*	26.89

Notes: * as on 29 March 2019
Source: the RBI

In fiscal 2017, banking system credit growth fell to 8.2%. In fiscal 2018, banking system credit growth rose to 10% and in fiscal 2019 credit growth further rose to 13.3%. Non-food credit growth was 13.4% in fiscal 2019. Deposit growth increased to 15.3% in fiscal 2017. In fiscal 2018, deposit growth slowed to 6.2% but recovered to 10.0% in fiscal 2019.

The Bank has little or no control over any of these factors or trends and may be unable to anticipate changes in economic conditions. Adverse effects on the Indian banking system could impact the Bank's funding, profitability, asset quality or NPAs and adversely affect the Bank's business growth and as a result, impact future financial performance and the market price of the Equity Shares. In addition, any impact on the banking system as a result of the ongoing volatility in the financial markets, including the recent slowdown in the Chinese economy, could have a material adverse impact on the Bank's business.

The United Kingdom's proposed withdrawal from the European Union may have a negative effect on global economic conditions, financial markets and the Bank's business.

Following a national referendum in which a majority of voters in the United Kingdom elected to withdraw from the European Union, the government of the United Kingdom formally initiated the process for withdrawal in March 2017. The terms of any withdrawal are subject to a complex and ongoing negotiation between the United Kingdom and the European Union whose result and timing remain unclear and which has created significant political and economic uncertainty about the future trading relationship between the United Kingdom and the European Union in the event of a withdrawal, particularly in light of the possibility that an immediate, so-called "no deal" withdrawal could occur without a negotiated agreement.

These developments, or the perception that any of them could occur, have had and may continue to have a material adverse effect on global economic conditions and the stability of global financial markets, and may significantly reduce global market liquidity, restrict the ability of key market participants to operate in certain financial markets or restrict the Bank's access to capital. This could have a material adverse effect on the Bank's business, financial condition and results of operations and reduce the price of the Equity Shares.

Indian accounting principles differ from those which prospective investors may be familiar with in other countries. In addition, the effects of the planned convergence with, and adoption of, IFRS are uncertain.

The Bank's financial statements as of and for the years ended 31 March 2017, 2018 and 2019 and 30 June 2019

are prepared in accordance with Indian GAAP, and no attempt has been made to reconcile any of the information given in this Preliminary Placement Document to any other principles or to base it on any other standards. Indian GAAP differs from accounting principles with which prospective investors may be familiar in other countries, including the United States and the United Kingdom. In addition, there may be less publicly available information about Indian public companies, such as the Bank, than is regularly made available by public companies in such other countries. See “*There may be less information available about companies listed on Indian securities markets than about companies listed on securities markets in other countries*” on page 92. Public companies in India, including the Bank, have been required to prepare financial statements under Ind AS according to the implementation roadmap drawn up by the Indian Ministry of Corporate Affairs. The Bank may be adversely affected by this transition.

The Ministry of Corporate Affairs, in its press release dated 18 January 2016, issued a roadmap for implementation of Ind AS converged with IFRS for scheduled commercial banks, insurers, insurance companies and non-banking financial companies. This roadmap requires all financial institutions (including the Bank) to prepare Ind AS-based financial statements for the accounting periods beginning from 1 April 2018 onwards with comparatives for the periods ending 31 March 2018 and thereafter. The RBI, by its circular dated 11 February 2016, required all scheduled commercial banks to comply with Ind AS for financial statements for the periods stated above. However, the RBI on 5 April 2018 deferred the applicability of Ind AS by one year for commercial banks. Further, the RBI on 22 March 2019 deferred the implementation of Ind AS, until further notice.

The RBI does not permit banks to adopt Ind AS earlier than the official implementation timelines. However, the Bank's IT systems and other processes are already in the advanced stages of Ind AS implementation.

Ind AS 109 – Financial Instruments (a standard equivalent to International Financial Reporting Standard 9) would have a significant impact on the way financial assets and liabilities are classified and measured, resulting in volatility in profit or loss and equity. Ind AS will change, among other things, the Bank's methodology for estimating allowances for probable loan losses and for classifying and valuing its investment portfolio and its revenue recognition policy. There can be no assurance that the Bank's financial condition, results of operations, cash flows or changes in shareholders' equity will not appear materially worse under Ind AS than under current Indian GAAP.

In the Bank's transition to Ind-AS reporting, the Bank may encounter difficulties in the ongoing process of implementing and enhancing its management information systems. Furthermore, there is no significant body of established practice on which to draw in forming judgements regarding the new system's implementation and application. There is also increasing competition for the small number of experienced accounting personnel familiar with Ind-AS accounting standards as more Indian companies begin to prepare Ind-AS financial statements. There can be no assurance that the Bank's adoption of Ind-AS will not adversely affect its reported results of operations or financial condition, and any failure to successfully adopt Ind-AS could adversely affect the Bank's business, financial condition and results of operations.

The Bank's business may be adversely affected by changes in competition laws in India.

The Competition Act, 2002, as amended from time to time (the “**Competition Act**”), was enacted for the purpose of preventing practices having an adverse effect on competition in India, and has mandated the Competition Commission of India to regulate such practices. Under the Competition Act, such practices include any arrangement, understanding or action, whether formal or informal, which causes or is likely to cause an appreciable adverse effect on competition in India is void and may result in substantial penalties. Any agreement among competitors that directly or indirectly determines purchase or sale prices; directly or indirectly results in bid rigging or collusive bidding; limits or controls production, supply, markets, technical development, investment or the provision of services; or shares the market or source of production or provision of services by way of allocation of geographical area or types of goods or services or number of customers in the relevant market or any other similar way, is presumed to have an appreciable adverse effect on competition in the relevant market in India and is void. Furthermore, the Competition Act prohibits the abuse of dominant position by any enterprise. If it is proved that the contravention committed by a company took place with the consent or connivance or is attributable to any neglect on the part of, any director, manager, secretary or other officer of such company, that person shall be guilty of the contravention and may be punished. If the Bank or any of its employees is penalized under the Competition Act, the Bank's business may be adversely affected.

If the Bank is affected, directly or indirectly, by the application or interpretation of any provision of the Competition Act or any enforcement proceedings initiated by the Competition Commission of India or any other relevant authority under the Competition Act or any claim by any party under the Competition Act or any adverse

publicity that may be generated due to scrutiny or prosecution by the Competition Commission of India, the Bank's business and financial performance may be materially and adversely affected.

The implementation of the General Anti-Avoidance Rules could adversely affect the Bank's business, future financial performance, and the trading price of the Equity Shares.

The General Anti-Avoidance Rules (**GAAR**) provisions became effective on 1 April 2017. GAAR codifies the principle of substance over form. Under the GAAR provisions, an arrangement the main purpose of which is to obtain a tax benefit and which lacks commercial substance will be considered as an "impermissible avoidance arrangement". In addition, the Bank has to establish that its transactions are not undertaken with the main objective of tax avoidance but are backed by commercial and economic substance.

As the provisions of GAAR are subjective in nature, its effect on the banking system cannot be determined as at the date of this Preliminary Placement Document and therefore, there can be no assurance that the implementation of GAAR would not adversely affect the Bank's business, future financial performance and the trading price of the Equity Shares.

Natural calamities, terrorist attacks, civil disturbances, outbreaks of contagious diseases, power outages and other disruptions could have a negative impact on the Indian economy and could cause the Bank's business to suffer and the trading price of the Equity Shares to decrease.

India has experienced natural calamities such as earthquakes, floods and drought in the recent past. The extent and severity of these natural disasters determine their impact on the Indian economy. For example, in fiscals 2015 and 2016, many parts of India received significantly less than normal rainfall, which significantly impacted the performance of the agricultural sector. An erratic monsoon season could also adversely affect sowing operations for certain crops and result in a decline in the growth rate of the agricultural sector. Prolonged spells of below-normal rainfall in the country or other natural calamities could have a negative impact on the Indian economy, adversely affecting the Bank's business and potentially causing the trading price of the Equity Shares to decrease. For example, recent floods in the Indian state of Kerala led to the dislocation of the local population, which had affected normal functioning of the branches located in that particular region.

India has from time to time experienced instances of social, religious and civil unrest and hostilities between neighboring countries. Present relations between India and Pakistan continue to be fragile on the issues of terrorism, armaments and Kashmir. In April 2019, skirmishes along India's border with Pakistan and the downing of an Indian military jet fighter plane significantly escalated tensions between the two countries. India has also experienced terrorist attacks in some parts of the country. In November 2008, several coordinated shooting and bombing attacks occurred across Mumbai, India's financial capital. These attacks resulted in loss of life, property and business. Military activity or terrorist attacks in the future could influence the Indian economy by disrupting communications and making travel more difficult and such political tensions could create a greater perception that investments in Indian companies involve higher degrees of risk. Events of this nature in the future, as well as social and civil unrest within other countries in Asia, could influence the Indian economy and could have a material adverse effect on the market for securities of Indian companies, including the Equity Shares.

A number of countries in Asia, including India, as well as countries in other parts of the world, are susceptible to contagious diseases and, for example, have had confirmed cases of the highly pathogenic H7N9, H5N1 and H1N1 strains of influenza in birds and swine. Certain countries in Southeast Asia have reported cases of bird-to-human transmission of avian and swine influenza, resulting in numerous human deaths. The World Health Organisation and other agencies have issued warnings on a potential avian or swine influenza pandemic if there is sustained human-to-human transmission. Future outbreaks of avian or swine influenza or a similar contagious disease could adversely affect the Indian economy and economic activity in the region. As a result, any present or future outbreak of avian or swine influenza or other contagious disease could have a material adverse effect on the Bank's business and the trading price of the Equity Shares.

Risks Relating to the Equity Shares and the Issue

An investment in the Equity Shares is subject to general risks related to investments in Indian companies.

The Bank is incorporated in India and all of its assets and employees are located in India. Consequently, its business, results of operations, financial condition and the market price of the Equity Shares will be affected by changes in interest rates in India, policies of the Government of India, including taxation policies along with policies relating to industry, political, social and economic developments affecting India.

Conditions in the Indian securities market may affect the price or liquidity of the Equity Shares.

The Indian securities markets are less developed and more volatile than securities markets in certain other economies, especially countries which are members of the Organization for Economic Cooperation and Development. Indian stock exchanges have in the past experienced substantial fluctuations in the prices of listed securities. Indian stock exchanges have also experienced problems such as temporary exchange closures, broker defaults, settlement delays and strikes by brokers. The regulation and monitoring of Indian securities markets and the activities of investors, brokers and other participants differ, in some cases significantly, from those in Europe and the United States. In addition, the governing bodies of the Indian stock exchanges have from time to time restricted securities from trading, limited price movements and restricted margin requirements. Further, disputes have occurred on occasions between listed companies and the Indian stock exchanges, and other regulatory bodies that, in some cases, have had a negative effect on market sentiment. If similar problems occur in the future, the market price and liquidity of the Equity Shares could be adversely affected.

The Indian stock markets are influenced by economic developments and volatility in securities markets in other countries. Investors' reactions to developments in one country may have adverse effects on the market price of securities of companies located in other countries, including India. Negative economic developments in other emerging market countries, such as rising fiscal or trade deficits, or a default on national debt, may negatively affect investors' confidence in India, cause increased volatility in Indian stock markets and cause the price of the Equity Shares to decline.

Currency exchange rate fluctuations may affect the value of the Equity Shares.

The exchange rate between the Rupee and other foreign currencies, including the U.S. Dollar, the British pound sterling, the Euro, the Hong Kong Dollar, the Singapore Dollar and the Japanese Yen, has changed substantially in recent years and may fluctuate substantially in the future. Fluctuations in the exchange rate between the foreign currencies with which an investor may have purchased Rupees may affect the value of the investment in the Bank's Equity Shares. Specifically, if there is a change in relative value of the Rupee to a foreign currency, each of the following values will also be affected:

- the foreign currency equivalent of the Rupee trading price of the Bank's Equity Shares in India;
- the foreign currency equivalent of the proceeds that you would receive upon the sale in India of any of the Bank's Equity Shares; and
- the foreign currency equivalent of cash dividends, if any, on the Bank's Equity Shares, which will be paid only in Rupees.

You may be unable to convert Rupee proceeds into a foreign currency of your choice, or the rate at which any such conversion could occur could fluctuate. In addition, the Bank's market valuation could be seriously harmed by a devaluation of the Rupee if investors in jurisdictions outside India analyze its value based on the relevant foreign currency equivalent of the Bank's financial condition and results of operations.

Future issuances or sales of the Equity Shares could dilute your shareholding and significantly affect the trading price of the Equity Shares.

The future issuance of Equity Shares by the Bank, the disposal of Equity Shares by any of the Bank's major shareholders or the perception that such issuance or sales may occur, may lead to the dilution of your shareholding in the Bank or significantly affect the trading price of the Equity Shares. These sales could also impair the Bank's ability to raise additional capital through the sale of the Bank's equity securities in the future. The Bank cannot assure you that it will not issue further Equity Shares or that the shareholders will not dispose of, pledge or otherwise encumber their Equity Shares. In addition, any perception by investors that such issuances or sales might occur could also affect the trading price of the Bank's Equity Shares.

Applicants to the Issue are not allowed to withdraw their Bids after the Bid/Issue Closing Date.

In terms of the SEBI ICDR Regulations, applicants in the Issue are not allowed to withdraw their Bids after the Bid/Issue Closing Date. The Allotment of Equity Shares in this Issue and the credit of such Equity Shares to the applicant's demat account with the depository participant could take approximately seven days and up to 10 days from the Bid/Issue Closing Date. However, there is no assurance that material adverse changes in the international or national monetary, financial, political or economic conditions or other events in the nature of force majeure, material adverse changes in the business, results of operation or financial condition of the Bank, or other events

affecting the applicant's decision to invest in the Equity Shares, would not arise between the Bid/ Issue Closing Date and the date of Allotment of Equity Shares in the Issue. Occurrence of any such events after the Bid/Issue Closing Date could also impact the market price of the Equity Shares. The applicants shall not have the right to withdraw their Bids in the event of any such occurrence. The Bank may complete the Allotment of the Equity Shares even if such events may limit the applicants' ability to sell the Equity Shares after the Issue or cause the trading price of the Equity Shares to decline.

Foreign investment in the Equity Shares may be restricted due to regulations governing aggregate foreign investment in the Bank's paid-up Equity Share capital. Further, acquisition or transfers of the Bank's Equity Shares are subject to limits specified by the RBI.

Aggregate foreign investment in a private sector bank is permitted up to 49% of the paid-up capital under the automatic route. This limit can be increased to 74% of the paid-up capital with prior approval from the Government of India. Further, at all times, at least 26% of the paid-up share capital of the private sector banks shall be held by resident Indians. Pursuant to a letter dated 19 July 2016 from the Ministry of Finance, Government of India, the Bank has received approval for aggregate foreign investment in the Bank up to 74% of its paid up capital. The restrictions on the purchases of the Bank's Equity Shares could negatively affect the price of the Bank's Equity Shares and could limit the ability of investors to trade the Bank's Equity Shares in the market.

Further, in terms of the Banking Regulation Act, 1949, no person can acquire or hold 5.00% or more of the total paid-up share capital of the Bank, or be entitled to exercise 5.00% or more of the total voting rights of the Bank, without prior approval of the RBI. The RBI, when considering whether to grant an approval, may take into account all matters that it considers relevant to the application, including ensuring that shareholders whose aggregate holdings are above specified thresholds meet fit and proper criteria.

These limitations and any consequent regulatory actions may also negatively affect the Bank's ability to raise additional capital to meet its capital adequacy requirements or to fund future growth through future issuances of additional Equity Shares, which could have a material adverse effect on its business and financial results. See "*Key Regulations and Policies in India*".

Your right to participate in any future rights offerings could be limited, which would cause dilution to your shareholdings.

A company incorporated in India must offer its holders of equity shares preemptive rights to subscribe and pay for a proportionate number of shares to maintain their existing ownership percentages prior to the issuance of any new equity shares, unless these rights have been waived by at least 75.0% of the company's shareholders present and voting at a shareholders' general meeting. If the Bank offers to its shareholders rights to subscribe for additional Equity Shares or any right of any other nature, the Bank will have discretion as to the procedure to be followed in making the rights available to the Bank's shareholders or in disposing of the rights for the benefit of the Bank's shareholders and making the net proceeds available to the Bank's shareholders. The Bank may choose not to offer the rights to the Bank's shareholders having an address outside India. For example, the Bank will not offer such rights to the Bank's shareholders in the United States unless:

- a registration statement is in effect, if a registration statement under the Securities Act is required in order for it to offer such rights to holders and sell the securities represented by such rights; or
- the offering and sale of such rights or the underlying securities to such holders are exempt from registration under the provisions of the Securities Act.

Whenever the Bank makes a rights or similar offering of the Bank's Equity Shares, it will evaluate the costs and potential liabilities associated with, and the Bank's ability to comply with U.S. regulations, for any such registration statement and any other factors the Bank considers appropriate. The Bank have no obligation to prepare or file any registration statement under the Securities Act. If the Bank does not file a registration statement and no exemption from registration under the Securities Act is available, then U.S. holders of the Bank's Equity Shares would be unable to participate in rights or similar offerings and would suffer dilution of their shareholdings. Consequently, the Bank cannot assure you that you will be able to maintain your proportional interests in the Equity Shares.

An investor will not be able to sell any of the Equity Shares subscribed in this Issue other than across a recognized Indian stock exchange for a period of 12 months from the date of the issue of the Equity Shares.

Pursuant to the SEBI ICDR Regulations, for a period of 12 months from the date of the issue of the Equity Shares in this Issue, QIBs subscribing to the Equity Shares may only sell their Equity Shares on the NSE or the BSE and may not enter into any off-market trading in respect of these Equity Shares. The Bank cannot be certain that these restrictions will not have an impact on the price of the Equity Shares. Further, allotments made to certain categories of Eligible QIBs in the Issue are subject to the rules and regulations that are applicable to them, including in relation to lock - in requirements. This may affect the liquidity of the Equity Shares purchased by such investors and it is uncertain whether these restrictions will adversely impact the market price of the Equity Shares purchased by investors.

Rights of shareholders under Indian laws may differ from the laws of other jurisdictions.

The Bank's articles of association and Indian law govern the Bank's corporate affairs. Indian legal principles related to corporate procedures, directors' fiduciary duties and liabilities, and shareholders' rights may differ from those that would apply to a company in another jurisdiction. Shareholders' rights including in relation to class actions, under Indian law may not be as extensive as shareholders' rights under the laws of other countries or jurisdictions.

Investors may have difficulty enforcing foreign judgments in India against the Bank or its management.

The Bank was constituted under the Companies Act, 1956 and is an existing company within the meaning of the Companies Act, 2013. Substantially all of the Bank's directors and executive officers and some of the experts named herein are residents of India and a substantial portion of the assets of the Bank and such persons are located in India. As a result, it may not be possible for investors to effect service of process on the Bank or such persons in jurisdictions outside of India, or to enforce against them judgments obtained in courts outside of India predicated upon civil liabilities of the Bank or such directors and executive officers under laws other than Indian Law.

India has reciprocal recognition and enforcement of judgments in civil and commercial matters with a limited number of jurisdictions, such as the United Kingdom; however, no reciprocity has been established with the United States. In order to be enforceable, a judgment from a jurisdiction with reciprocity must meet certain requirements of the Indian Code of Civil Procedure, 1908 (the "Civil Procedure Code"). The Civil Code only permits the enforcement and execution of monetary decrees in the reciprocating jurisdiction, not being in the nature of any amounts payable in respect of taxes, other charges, fines or penalties. Judgments or decrees from jurisdictions which do not have reciprocal recognition with India cannot be enforced by proceedings in execution in India. Therefore, a final judgment for the payment of money rendered by any court in a non-reciprocating territory for civil liability, whether or not predicated solely upon the general laws of the non-reciprocating territory, would not be enforceable in India. Even if an investor obtained a judgment in such a jurisdiction against us, the Bank's officers or directors, it may be required to institute a new proceeding in India and obtain a decree from an Indian court. However, the party in whose favor such final judgment is rendered may bring a fresh suit in a competent court in India based on a final judgment that has been obtained in a non-reciprocating territory within three years of obtaining such final judgment. Generally, there are considerable delays in the disposal of suits by Indian courts.

It is unlikely that a court in India would award damages on the same basis as a foreign court if an action were to be brought in India. Furthermore, it is unlikely that an Indian court would enforce foreign judgments if that court was of the view that the amount of damages awarded was excessive or inconsistent with Indian practice. A party seeking to enforce a foreign judgment in India is required to obtain prior approval from the RBI to repatriate any amount recovered. Any judgment in a foreign currency would be converted into Indian Rupees on the date of the judgment and not on the date of the payment. For further details, see "***Enforcement of Civil Liabilities***" on page 19. The Bank cannot predict whether a suit brought in an Indian court will be disposed of in a timely manner or be subject to considerable delays.

The Bank's ability to pay dividends in the future will depend upon applicable RBI regulations and its future earnings, financial condition, cash flows, working capital requirements and capital expenditures.

The Bank's future ability to pay dividends will depend on the earnings, financial condition and capital requirements (as impacted by Basel III requirements) of the Bank. Dividends distributed by the Bank will attract dividend distribution tax at rates applicable from time to time. For instance, the Bank did not pay dividend during fiscal 2018. There can be no assurance that the Bank will generate sufficient income to cover its operating expenses and pay dividends to its shareholders, or at all. In addition, dividends that the Bank has paid in the past may not be reflective of the dividends that it may pay in a future period. The Bank's future dividend policy will depend on its revenues, profits, cash flow, financial condition, capital requirements and other factors. For further information,

see “Dividend Policy” and “Regulations and Policies in India”.

There may be less information available about companies listed on Indian securities markets than about companies listed on securities markets in other countries.

The Bank’s Equity Shares are not listed on any stock exchange outside India. There is a difference between the level of regulation, disclosure and monitoring of the Indian securities markets and the activities of investors, brokers and other participants, and that of markets in the U.S. and other more developed economies. SEBI is responsible for ensuring and improving disclosure and other regulatory standards for the Indian securities markets. SEBI has issued regulations and guidelines on disclosure requirements, insider trading and other matters. There may be less publicly available information about Indian public companies than is regularly disclosed by public companies in other countries with more mature securities markets. As a result, you may have access to less information about the Bank’s business, results of operations and financial conditions on an ongoing basis than you may have in the case of companies subject to reporting requirements of other countries.

Statistical and industry data in this document may be incomplete or unreliable.

Neither the Bank nor the Book Running Lead Managers nor any person related to this offering have independently verified data obtained from industry publications and other industry sources referred to in this document and therefore, while the Bank believes such data to be true, the Bank cannot assure you that such data is complete or reliable. Such data may also be produced on different bases from those used in the industry publications the Bank has referenced. Therefore, discussions of matters relating to India, its economy and the industries in which the Bank currently operates are subject to the caveat that the statistical and other data upon which such discussions are based may be incomplete or unreliable and prospective investors are advised not to place undue reliance on such data. See the section “***Representations by Investors***” on page 5.

The price of the Equity Shares may be volatile, which could result in substantial losses for investors acquiring the Equity Shares in the Issue.

The market price of the Equity Shares may be volatile and could fluctuate significantly and rapidly in response to, among others, the following factors, some of which are beyond the Bank’s control:

- (i) volatility in the Indian and global securities market or in the value of the Rupee relative to the U.S. Dollar, the Euro and other foreign currencies;
- (ii) the Bank’s profitability and performance;
- (iii) changes in financial analysts’ estimates of the Bank’s performance or recommendations;
- (iv) perceptions about the Bank’s future performance or the performance of Indian companies in general;
- (v) performance of the Bank’s competitors and the perception in the market about investments in the financial sector;
- (vi) adverse media reports about us or the Indian financial sector;
- (vii) significant developments in India’s economic liberalization and deregulation policies;
- (viii) significant developments in India’s fiscal and environmental regulations;
- (ix) economic developments in India and in other countries; and
- (x) any other political or economic factors.

These fluctuations may be exaggerated if the trading volume of the Equity Shares is low. Volatility in the price of the Equity Shares may be unrelated or disproportionate to the Bank’s results of operations. It may be difficult to assess the Bank’s performance against either domestic or international benchmarks.

Indian stock exchanges, including the Stock Exchanges, have experienced substantial fluctuations in the prices of listed securities and problems such as temporary exchange closures, broker defaults, settlement delays and strikes by brokers. Further, certain restrictions have, in the past, been imposed on trading in certain securities, limitations on price movements and margin requirements. Further, disputes have occurred between listed companies, stock exchanges and other regulatory bodies, which in some cases may have had a negative effect on market sentiment.

If such or similar problems were to continue or recur, they could affect the market price and liquidity of the securities of Indian companies, including the Equity Shares.

There are restrictions on daily movements in the price of the Equity Shares, which may adversely affect a shareholder's ability to sell, or the price at which it can sell, the Equity Shares at a particular point in time.

The price of the Bank's Equity Shares will be subject to a daily circuit breaker imposed on listed companies by all stock exchanges in India, which does not allow transactions beyond a certain level of volatility in the price of the Equity Shares. This circuit breaker operates independently of the index-based market-wide circuit breakers generally imposed by the SEBI on Indian stock exchanges. The percentage limit on the Bank's circuit breaker is set by the stock exchanges based on the historical volatility in the price and trading volume of the Equity Shares. The stock exchanges are not required to, and do not, inform us of the percentage limit of the circuit breaker from time to time, and may change it without the Bank's knowledge. This circuit breaker effectively limits upward and downward movements in the price of the Equity Shares. As a result, shareholders' ability to sell the Equity Shares, or the price at which they can sell the Equity Shares, may be adversely affected at a particular point in time.

Investors may be liable to pay tax on capital gains arising from the sale of the Equity Shares and their ability to acquire, sell or transfer Equity Shares offered in the Issue is restricted.

Under current Indian tax laws, unless specifically exempted, capital gains arising from the sale of listed equity shares held for a period of more than 12 months in an Indian company are subject to long-term capital gains tax in India. Similarly, capital gain realized from the sale of listed equity shares held for a period of 12 months or less is subject to short-term capital gains tax in India. Further, the Finance Act, 2018 introduced taxes on long term capital gains exceeding ₹ 100,000 arising from the sale of listed equity shares on or after 1 April 2018. An exemption in respect of such tax is available where Securities Transaction Tax (STT) has been paid on the transfer of such shares. Unrealized capital gains earned on listed equity shares up to 31 January 2018 continue to be tax-exempt. Further, STT will be levied on and collected by an Indian stock exchange if the Bank's equity shares are sold on a stock exchange.

In the case of a non-resident shareholder, capital gains arising from the sale of equity shares of an Indian company will be exempt from taxation in India in cases where the exemption from taxation in India is provided under a treaty between India and the country of the selling shareholder's residence. However, Indian tax treaties generally do not limit India's ability to impose tax on capital gains. As such, selling shareholders that are residents of other countries may be liable for tax in India as well as in their own jurisdiction on gains from the sale of the Bank's Equity Shares. However, depending on the prevailing tax laws of such shareholder's country of residence, the shareholder may be given tax credits for taxes payable in India against the taxes paid by him or her in his or her country of residence, thereby reducing such shareholder's overall tax liability.

In addition, no actions have been taken to permit a public offering of the Bank's Equity Shares offered in the Issue in any jurisdiction. As such, an investor's ability to acquire Equity Shares offered in the Issue is restricted by the distribution and solicitation restrictions set forth in this Preliminary Placement Document. For further information, please see the section entitled "*Selling Restrictions*". Furthermore, the Bank's Equity Shares offered in the Issue are subject to restrictions on transferability and resale. For details, please see the section entitled "*Transfer Restrictions*". An investor is required to inform himself or herself about and observe these restrictions. The Bank's representatives, the Bank's agents and the Bank will not be obligated to recognize any acquisition, transfer or resale of the Bank's Equity Shares offered in the Issue made other than in compliance with applicable law.

Prospective investors should read this Preliminary Placement Document and the Placement Document carefully and base any investment decision on the information about the Bank and its business contained herein.

There may be independent press coverage about the Bank that may have included projections, valuations and other forward-looking information relating to the Bank, its business and the Issue. The Bank does not accept any responsibility for the accuracy or completeness of such press articles and the prospective investors are cautioned against placing any reliance on any such information relating to the Bank, its business and the Issue. Additionally, there may also be information available in the public domain with respect to the Bank's operations which is based on management estimates and may be subjective in nature. Prospective investors should read this Preliminary Placement Document and the Placement Document carefully and base any investment decision on the information about the Bank, its business and the Issue contained herein.

The Bank may be classified as a passive foreign investment company (“PFIC”) for U.S. federal income tax purposes, which could result in adverse U.S. federal income tax consequences to U.S. holders of Equity Shares.

The Bank will be classified as a PFIC for any taxable year if either: (a) at least 75% of its gross income is “passive income” for purposes of the PFIC rules or (b) at least 50% of the value of its assets (determined on the basis of a quarterly average) is attributable to assets that produce or are held for the production of passive income. Passive income for this purpose generally includes, among other things, dividends, interest, royalties, rents and gains from commodities and securities transactions and from the sale or exchange of property that gives rise to passive income; however, under proposed U.S. Treasury Regulations and a notice from the U.S. Internal Revenue Service, special rules apply to income derived in the active conduct of a banking business. Based on the current and anticipated composition of the income, assets (including their expected values) and operations of the Bank and its subsidiaries and the application to the Bank and its subsidiaries of the relevant PFIC rules governing banks referred to above, the Bank does not expect to be treated as a PFIC for the current taxable year or in the foreseeable future. Whether the Bank is treated as a PFIC is a factual determination that must be made annually after the close of each taxable year. This determination will depend on, among other things, the composition of the income and assets, as well as the value of the assets (which may fluctuate with the Bank’s market capitalization) of the Bank and its subsidiaries from time to time. In addition, the manner in which the PFIC rules governing banks apply to the Bank and its subsidiaries is unclear in some respects. Some of the administrative guidance governing the application of the PFIC rules to banks is in the form of proposed U.S. Treasury Regulations and may change significantly when finalized, and new or revised regulations or pronouncements interpreting or clarifying the PFIC bank provisions may be forthcoming. Therefore, there can be no assurance that the Bank will not be classified as a PFIC in any taxable year. If the Bank were treated as a PFIC for any taxable year during which a U.S. Holder held Equity Shares, certain adverse U.S. federal income tax consequences could apply to such U.S. Holder. See “Taxation—United States Federal Income Taxation”.

Withholding may be imposed on payments on the Equity Shares under the U.S. Foreign Account Tax Compliance Act.

Certain U.S. tax provisions commonly referred to as FATCA may impose 30% withholding on “foreign passthru payments” made by a “foreign financial institution” (an “FFI”). Under current guidance, the term “foreign passthru payment” is not defined and it is therefore not clear whether or to what extent payments on the Equity Shares would be considered foreign passthru payments. Withholding on foreign passthru payments would not be required with respect to payments made before the date that is two years after the date of publication in the Federal Register of final regulations defining the term “foreign passthru payment.” The United States has entered into an intergovernmental agreement with India (the “IGA”) which potentially modifies the FATCA withholding regime described above. The Bank has registered as an FFI with the U.S. Internal Revenue Service and believes that it and its subsidiaries may be subject to diligence, reporting and withholding obligations under the FATCA rules and the IGA. It is not yet clear how the IGA will address foreign passthru payments. Prospective investors in the Equity Shares should consult their tax advisors regarding the potential impact of FATCA, the IGA and any non-U.S. legislation implementing FATCA, on their investment in the Equity Shares. See “Taxation—United States Federal Income Taxation”.

If a United States person is treated as owning at least 10% of the Equity Shares, such holder may be subject to adverse U.S. federal income tax consequences.

If a United States person is treated as owning (directly, indirectly, or constructively) at least 10% of the value or voting power of the Equity Shares, such person may be treated as a “United States shareholder” with respect to our “controlled foreign corporations” (if any). Under current law, if we have one or more U.S. subsidiaries, certain of its non-U.S. subsidiaries could be treated as controlled foreign corporations regardless of whether or not the Bank is treated as a controlled foreign corporation (although there is currently a pending legislative proposal to significantly limit the application of these rules). A United States shareholder of a controlled foreign corporation may be required to report annually and include in its U.S. taxable income its pro rata share of “Subpart F income,” “global intangible low-taxed income,” and investments in U.S. property by controlled foreign corporations, regardless of whether the Bank makes any distributions. An individual that is a United States shareholder with respect to a controlled foreign corporation generally would not be allowed certain tax deductions or foreign tax credits that would be allowed to a United States shareholder that is a U.S. corporation. Failure to comply with these reporting obligations may subject a United States shareholder to significant monetary penalties and may prevent the statute of limitations with respect to such United States shareholder’s U.S. federal income tax return for the year for which reporting was due from starting. The Bank cannot provide any assurances that it will assist holders of the Equity Shares in determining whether any of its non-U.S. subsidiaries is treated as a controlled foreign corporation or whether any holder of the Equity Shares is treated as a United States shareholder with

respect to any such controlled foreign corporation or furnish to any United States shareholders information that may be necessary to comply with the aforementioned reporting and tax paying obligations. A U.S. Holder should consult its advisors regarding the potential application of these rules to an investment in the Equity Shares.

MARKET PRICE INFORMATION

As on the date of this Preliminary Placement Document, 262,02,76,314 Equity Shares have been issued and are outstanding. The Equity Shares are listed and actively traded on NSE under the symbol AXISBANK and BSE under the number 532215. The Equity Shares were listed on NSE and BSE on 16 November 1998 and 19 November 1998 respectively. The Equity Shares were listed on ASE on 1 December 1998 and were voluntarily delisted from ASE with effect from 17 August 2009. As at 30 June 2019, there were 3,51,544 holders of record of the Bank's equity shares, of which 665 had registered addresses in the United States and held an aggregate of 8,16,769 equity shares.

The Bank's GDRs, each representing 4,34,91,000 equity shares, were originally issued in March and April 2005 in a public offering and are listed and traded on the London Exchange under the symbol AXB. The equity shares underlying the GDRs are listed on the BSE and NSE. As at 30 June 2019, the Bank had approximately 66.62 million GDRs, equivalent to about 66.62 million equity shares, outstanding.

The tables set forth below indicate the high and low prices of the Equity Shares and the volume of trading activity for the specified periods. As the Equity Shares are actively traded on the NSE and the BSE, the stock market data has been given separately for each of these Stock Exchanges. As on 18 September 2019 the closing prices of the Equity Shares on the NSE and the BSE were ₹ 648.40 and ₹ 648.20 per Equity Share, respectively.

A. Market price information during the last three years

The following tables set forth the reported high, low and average market prices and the trading volumes of the Equity Shares on the Stock Exchanges on the dates on which such high and low prices were recorded and the total trading volumes for the years 2019, 2018 and 2017:

Calendar Year	High	Date of High	No. of Equity Shares traded on date of high	NSE							
				Total Volume of Equity Shares traded on date of high	Low	Date of Low	No. of Equity Shares traded on date of low	Total Volume of Equity Shares traded on date of low	Average price for the year	Total volume of Equity Shares traded in the Fiscal years	
				(₹) (1)	(₹) (1)	(₹) (1)	(₹) (1)	(₹) (1)	(₹) (1)	In number	(₹ in million)
2019	780.7	28-Mar-2019	16643818	12903	492.25	04-Apr-2018	6047813	3006	604.78	2482354605	1523237
2018	620.1	23-Jan-2019	14286343	8852	449.95	23-Oct-2017	21127981	9551	523.65	1899398312	989300
2017	635.9	06-Sept-2016	15252302	9517	421.6	08-April-2016	6881318	2904	508.32	2271904658	1167627

(Source: www.nseindia.com)

1. High and low prices in the above tables are of the daily closing prices. In case of two days with the same high or low price, the date with the higher volume has been chosen

2. In the case of a year, average represents the average of the closing prices of all trading days of each year presented.

Calendar Year	High	Date of High	No. of Equity Shares traded on date of high	BSE							
				Total Volume of Equity Shares traded on date of high	Low	Date of Low	No. of Equity Shares traded on date of low	Total Volume of Equity Shares traded on date of low	Average price for the year	Total volume of Equity Shares traded in the Fiscal years	
				(₹) (1)	(₹) (1)	(₹) (1)	(₹) (1)	(₹) (1)	(₹) (1)	In number	(₹ in million)
2019	780.2	28-Mar-2019	501818	386	490.15	04-April-2018	356280	177	490.15	161578995	99092
2018	618.9	23-Jan-2018	822119	509	449.9	23-Oct-2017	931960	421	523.41	124743588	65093
2017	635.95	06-Sep-2016	913562	570	421.5	08-April-2016	536147	226	508.19	185918334	94829

(Source: www.bseindia.com)

- High and low prices in the above tables are of the daily closing prices. In case of two days with the same high or low price, the date with the higher volume has been chosen
- In the case of a year, average represents the average of the closing prices of all trading days of each year presented.

Calendar Year	High	Date of High	No. of Equity Shares traded on date of high	NSE							
				Total Volume of Equity Shares traded on date of high	Low	Date of Low	No. of Equity Shares traded on date of low	Total Volume of Equity Shares traded on date of low	Average price for the year	Total volume of Equity Shares traded in the Fiscal years	
				(₹) (1)	(₹) (1)	(₹) (1)	(₹) (1)	(₹) (1)	(₹) (1)	In number	(₹ in million)
March, 2019	780.7	28-Mar-2019	16643818	12903	702.4	01-Mar-2019	7713824	5440	745.70	187794192	140014
April, 2019	771.2	18-Apr-2019	6098041	4716	740.9	25-Apr-2019	10282068	7691	760.46	136945660	104140
May, 2019	813.9	27-May-2019	9128216	7341	721.95	15-May-2019	4849130	3534	764.26	172097329	133005
June, 2019	822.8	04-June-2019	9515354	7787	762.85	24-June-2019	4866859	3732	795.77	169586920	134929
July 2019	810.45	01-July-2019	5896530	4801	674.1	21-July-2019	55836793	37882	754.37	219831416	161555
August 2019	685	19-Aug-2019	9082914		649.45	13-Aug-2019	7389394	4868	668.54	209849816	140108
				6218							

(Source: www.nseindia.com)

1. High and low prices in the above tables are of the daily closing prices. In case of two days with the same high or low price, the date with the higher volume has been chosen
2. In the case of a month, average represents the average of the closing prices of all trading days of each month presented.

Calendar Year	High	Date of High	No. of Equity Shares traded on date of high	BSE							
				Total Volume of Equity Shares traded on date of high	Low	Date of Low	No. of Equity Shares traded on date of low	Total Volume of Equity Shares traded on date of low	Average price for the year	Total volume of Equity Shares traded in the Fiscal years	
				(₹) in million	(₹)	(₹)	(₹)	(₹) in million	(₹)	In number	(₹ in million)
March, 2019	780.2	28-Mar-2019	501818	386	703.1	01-Mar-2019	449884	318	744.93	13917541	10384
April, 2019	771.2	18-Apr-2019	188146	146	737.6	25-Apr-2019	291955	219	760.42	7332259	5567
May, 2019	812.45	27-May-2019	469249	378	721.25	15-May-2019	405255	295	764.24	9641183	7392
June, 2019	821.4	04-June-2019	875746	713	762.85	24-June-2019	141149	108	795.65	6396301	5083
July 2019	810.25	01-July-2019	182097	148	674.4	31-July-2019	1271110	861	754.20	7234390	5371
August 2019	685	19-Aug-2019	297079	203	650.15	13-Aug-2019	245376	162	668.50	6743558	4495

(Source: www.bseindia.com)

1. High and low prices in the above tables are of the daily closing prices. In case of two days with the same high or low price, the date with the higher volume has been chosen.
2. In the case of a month, average represents the average of the closing prices of all trading days of each month presented.

B. Market price on 22 July 2019 the first working day following the Board meeting held on 20 July 2019 approving the Issue:

Date	NSE					
	Open	High	Low	Close	Traded volume (Number of equity shares)	Total Value of Equity Shares traded (₹)
	(₹)	(₹)	(₹)	(₹)		
22 July 2019	730.00	738.50	720.00	727.45	70,20,071	5,11,65,03,680.95

(Source: www.nseindia.com)

Date	BSE					
	Open	High	Low	Close	Traded volume (Number of equity shares)	Total Value of Equity Shares traded (₹)
	(₹)	(₹)	(₹)	(₹)		
22 July 2019	732.75	738.40	720.60	727.50	4,73,654	34,58,40,296

(Source: www.bseindia.com)

USE OF PROCEEDS

The gross proceeds of the Issue will aggregate up to ₹ [●] million. After deducting fees, commissions and expenses of the Issue of approximately ₹ [●] million, the net proceeds of the Issue will be approximately ₹ [●] million (“**Net Proceeds**”).

Purpose of the Issue

Subject to compliance with applicable laws and regulations, the Bank intends to use the Net Proceeds to enhance its capital adequacy, in accordance with regulatory requirements, its growth strategy and for general corporate purposes, in accordance with applicable law.

Neither the Promoters nor any of the Directors are making any contribution either as part of the Issue or separately in furtherance of the objects of the Issue, as on the date of this Preliminary Placement Document.

CAPITALISATION AND INDEBTEDNESS

The following table sets forth the capitalisation and indebtedness of the Bank on a standalone basis as at 30 June 2019 and shows the effect of adjusting for the Issue.

This capitalisation table should be read together with “*Management’s Discussion and Analysis of Financial Condition and Results of Operations*”, “*Select Statistical Information*” and “*Financial Information*” on pages 105, 40 and 307 respectively. Except as disclosed in “*Capital Structure*” on page 100, there have been no material changes in the capitalisation and indebtedness of the Bank since 30 June 2019.

	As at 30 June 2019 (₹ in millions)	As Adjusted ⁽⁶⁾ (₹ in millions)
Indebtedness⁽¹⁾		
– Deposits ⁽²⁾	5,406,777	[●]
– Borrowings ⁽³⁾	1,301,214	[●]
– Subordinated debt ⁽³⁾	175,050	[●]
– Perpetual debt ⁽³⁾	70,000	[●]
		[●]
Total Indebtedness	6,707,991	[●]
		[●]
Shareholders’ Funds		[●]
– Share Capital ⁽⁴⁾	5,239	[●]
– Reserves and Surplus	707,037	[●]
		[●]
Total Shareholders’ Funds	712,276	[●]
		[●]
Total Capitalisation⁽⁵⁾	7,420,267	[●]

(1) Include both short-term and long term.

(2) Deposits include both demand and time deposits.

(3) Borrowings include subordinated debt, perpetual debt and Upper Tier II instruments.

(4) As at 30 June 2019 there were 2,619,519,511 equity shares at ₹2 par value outstanding.

(5) Contingent liabilities (as per the Banking Regulation Act and Accounting Standard 29) as at 30 June 2019 amounted to ₹ 7,429,613 million.

(6) As adjusted to show the number of Equity Shares issued in the Issue.

CAPITAL STRUCTURE

The Equity Share capital of the Bank as at the date of this Preliminary Placement Document is set out below:

Particulars	(In ₹, except share data) Aggregate value at face value (except for securities premium account)
A AUTHORISED SHARE CAPITAL	
4,250,000,000 Equity Shares of face value of ₹ 2 each	8,500,000,000
B ISSUED, PAID-UP AND SUBSCRIBED SHARE CAPITAL BEFORE THE ISSUE	
262,02,76,314 Equity Shares of face value of ₹ 2 each	524,05,52,628
C PRESENT ISSUE IN TERMS OF THIS PRELIMINARY PLACEMENT DOCUMENT	
Up to [●] Equity Shares aggregating up to ₹ [●] ⁽¹⁾⁽²⁾	[●]
D PAID-UP SHARE CAPITAL AFTER THE ISSUE	
[●] Equity Shares ⁽²⁾	[●]
E SECURITIES PREMIUM ACCOUNT	
Before the Issue*	286,423,132,948.69
After the Issue ⁽³⁾	[●]

*As on September 16, 2019.

⁽¹⁾ The Issue has been authorised by the Board of Directors on 20 July 2019 and the Shareholders pursuant to their resolution passed by way a postal ballot dated 21 August 2019.

⁽²⁾ To be determined upon finalisation of the Issue Price.

⁽³⁾ The securities premium account after the Issue is calculated on the basis of gross proceeds from the Issue and adjustments do not include Issue expenses.

Equity Share Capital History of the Bank

I. The history of the equity share capital of the Bank is provided in the following table (excluding allotments pursuant to exercise of options under the employee stock option schemes, details of which have been given in Table II below):

Date of allotment / transaction	Number of equity shares	Face value per equity share (₹)	Issue price per equity share (₹)	Nature of consideration (cash / other than cash)	Nature of allotment
3 December 1993	70	10.00	10.00	Cash	Subscription to the MOA
2 April 1994	100,000,000	10.00	10.00	Cash	Issue of equity shares to Unit Trust of India
28 September 1994	7,500,000	10.00	10.00	Cash	Issue of equity shares to LIC
28 September 1994	1,500,000	10.00	10.00	Cash	Issue of equity shares to the GIC
28 September 1994	1,500,000	10.00	10.00	Cash	Issue of equity shares to the NIA
26 October 1994	1,500,000	10.00	10.00	Cash	Issue of equity shares to UIIC
26 October 1994	1,500,000	10.00	10.00	Cash	Issue of equity shares to NIC
26 October 1994	1,500,000	10.00	10.00	Cash	Issue of equity shares to the Oriental Insurance
23 October 1998	16,903,100	10.00	21.00	Cash	Initial public offering of equity shares by the Bank
31 December 2001	46,350,000	10.00	34.00	Cash	Preferential allotment
28 March 2002	11,578,760	10.00	39.04	Cash	Preferential allotment
30 March 2002	1,980,940	10.00	39.04	Cash	Preferential allotment
28 March 2003	38,362,834	10.00	42.75	Cash	Preferential allotment

Date of allotment / transaction	Number of equity shares	Face value per equity share (₹)	Issue price per equity share (₹)	Nature of consideration (cash / other than cash)	Nature of allotment
21 March 2005	40,490,300	10.00	256.65	Cash	GDR issue
25 April 2005	3,000,700	10.00	256.65	Cash	GDR issue
27 July 2007	28,264,934	10.00	620.00	Cash	Issue of equity shares through qualified institutions placement
27 July 2007	14,132,466	10.00	620.00	Cash	GDR issue
27 July 2007	30,695,129	10.00	620.00	Cash	Preferential allotment
24 September 2009	33,044,500	10.00	906.70	Cash	Issue of equity shares through qualified institutions placement
24 September 2009	5,055,500	10.00	906.70	Cash	GDR issue
24 September 2009	3,976,632	10.00	906.70	Cash	Preferential allotment
20 October 2012	12,090,000	10.00	-	Other than cash	Equity shares allotted pursuant to the scheme of arrangement among the Bank, Enam Securities Private Limited, Axis Securities and Sales Limited and their respective shareholders and creditors
4 February 2013	5,837,945	10.00	1390.00	Cash	Preferential allotment
4 February 2013	34,000,000	10.00	1390.00	Cash	Issue of equity shares through qualified institutions placement
Pursuant to an ordinary resolution passed by the Board of Directors on 24 April 2014 and a special resolution, passed by the shareholders on 27 June 2014, the Bank sub-divided the face value of its equity shares from ₹ 10 each to ₹ 2 each.					
18 December 2017	55,600,000	2.00	525.00	Cash	Preferential allotment
18 December 2017	31,900,000	2.00	525.00	Cash	Preferential allotment
18 December 2017	5,998,000	2.00	525.00	Cash	Preferential allotment
18 December 2017	226,884	2.00	525.00	Cash	Preferential allotment
18 December 2017	5,308,000	2.00	525.00	Cash	Preferential allotment
18 December 2017	42,872,967	2.00	525.00	Cash	Preferential allotment
18 December 2017	565,899	2.00	525.00	Cash	Preferential allotment
18 December 2017	22,857,142	2.00	525.00	Cash	Preferential allotment
Equity shares allotted in the one year immediately preceding this Preliminary Placement Document					
29 May 2019	45,357,385	2.00	565.00	Cash	Issuance of equity shares upon conversion of warrants issued on a preferential basis

II. The following table sets forth a half-yearly summary of the allotments of equity shares made by the Bank pursuant to exercise of stock options granted under various employee stock option schemes:

Quarter during which allotments were made	No. of Equity Shares Allotted	Face value (₹)	Range of price per equity share (₹)	Consideration (Cash / Other than cash)
1 January 2003 to 30 June 2003	118,190	10	29.68-38.63	Cash
1 July 2003 to 31 December 2003	707,580	10	29.68-38.63	Cash
1 January 2004 to 30 June 2004	1,296,761	10	29.68-39.77	Cash
1 July 2004 to 31 December 2004	521,265	10	29.68-39.77	Cash
1 January 2005 to 30 June 2005	1,813,365	10	29.68- 97.62	Cash
1 July 2005 to 31 December 2005	447,135	10	29.68- 97.62	Cash
1 January 2006 to 30 June 2006	1,556,537	10	29.68- 232.10	Cash
1 July 2006 to 31 December 2006	1,066,136	10	29.68- 232.10	Cash
1 January 2007 to 30 June 2007	1,456,106	10	29.68 – 319.00	Cash
1 July 2007 to 31 December 2007	1,626,089	10	29.68 – 319.00	Cash
1 January 2008 to 30 June 2008	1,196,134	10	29.68-468.90	Cash
1 July 2008 to 31 December 2008	411,398	10	39.77-468.90	Cash
1 January 2009 to 30 June 2009	787,804	10	39.77-824.40	Cash

Quarter during which allotments were made	No. of Equity Shares Allotted	Face value (₹)	Range of price per equity share (₹)	Consideration (Cash / Other than cash)
1 Jul 2009 to 31 December 2009	1,792,399	10	97.62-824.40	Cash
1 January 2010 to 30 June 2010	3,809,711	10	97.62-824.40	Cash
1 July 2010 to 31 December 2010	2,458,045	10	232.10 - 824.40	Cash
1 January 2011 to 30 June 2011	1,980,300	10	232.10-1159.30	Cash
1 July 2011 to 31 December 2011	693,980	10	319.00 -1159.30	Cash
1 January 2012 to 30 June 2012	1,716,146	10	319.00 -1159.30	Cash
1 July 2012 to 31 December 2012	774,687	10	468.90-1447.55	Cash
1 January 2013 to 30 June 2013	1,859,950	10	468.90- 1447.55	Cash
1 July 2013 to 31 December 2013	392,776	10	503.25-1159.30	Cash
1 January 2014 to 30 June 2014	2,123,700	10	503.25-1447.55	Cash
1 July 2014 to 21 July 2014	182,781	10	503.25-1447.55	Cash
Pursuant to an ordinary resolution passed by the Board of Directors on 24 April 2014 and a special resolution, passed by the shareholders on 27 June 2014, the Bank sub-divided the face value of its equity shares from ₹ 10 each to ₹ 2 each.				
12 August 2014 to 31 December 2014	5,504,948	2	100.65-289.51	Cash
1 January 2015 to 30 June 2015	12,027,489	2	100.65-306.54	Cash
1 July 2015 to 31 December 2015	3,618,403	2	181.45-306.54	Cash
1 January 2016 to 30 June 2016	8,362,458	2	217.33-535.00	Cash
1 July 2016 to 31 December 2016	4,106,620	2	217.33-535.00	Cash
1 January 2017 to 30 June 2017	5,629,721	2	217.33-469.90	Cash
1 July 2017 to 31 December 2017	1,781,886	2	217.33-535.00	Cash
1 January 2018 to 30 June 2018	3,816,344	2	217.33-535.00	Cash
1 July 2018 to 31 December 2018	1,969,085	2	250.00-535.00	Cash
1 January 2019 to 30 June 2019	4,252,355	2	288.96-535.00	Cash
1 July 2019 to 16 September 2019	756,803	2	306.54- 535.00	Cash

Except as stated in “- *Equity Share Capital History of the Bank*” on page 100, the Bank has not made any allotment of Equity Shares in the one year immediately preceding the date of filing of this Preliminary Placement Document.

Proposed Allottees in the Issue

In compliance with the requirements of Chapter VI of the SEBI ICDR Regulations, Allotment shall be made by the Bank, in consultation with the Book Running Lead Managers, to Eligible QIBs only, on a discretionary basis.

The names of the proposed Allottees and the percentage of post-Issue share capital that may be held by them is set forth below. These details of the proposed Allottees, assuming that the Equity Shares are Allotted to them pursuant to the Issue, will be included in the Placement Document to be sent to such proposed Allottees.

Sr. No.	Name of the proposed Allottees	Percentage of the post-Issue share capital (%) [^]
1.	[●]	[●]
2.	[●]	[●]
3.	[●]	[●]

[^] Based on beneficiary position as on [●], 2019

(Note: The above table has been intentionally left blank and will be filled-in before the filing of the Placement Document with the Stock Exchanges)

Pre-Issue and post-Issue shareholding pattern

The pre-Issue shareholding pattern of the Bank as at 16 September 2019, is set forth below.

Sr. No.	Category	Pre-Issue (As at 16 September 2019)		Post-Issue*	
		No. of Equity Shares held	% of share holding	No. of Equity Shares held	% of share holding
A.	Promoters' holding				
1.	Indian				
	Individual	Nil	Nil	-	-
	Bodies corporate	457,170,476	17.45	[●]	[●]
	Sub-total	457,170,476	17.45	[●]	[●]

Sr. No.	Category	Pre-Issue (As at 16 September 2019)		Post-Issue*	
		No. of Equity Shares held	% of share holding	No. of Equity Shares held	% of share holding
2.	Foreign promoters	Nil	Nil	-	-
	Sub-total (A)	457,170,476	17.45	[•]	[•]
B. Non – Promoters’ holding					
1.	Institutional Investors	1,756,134,140	67.02	[•]	[•]
2.	Non-Institutional Investors	161,003,910	6.14	[•]	[•]
	Private Corporate Bodies	32,103,346	1.23	[•]	[•]
	Directors and relatives	376,669	0.01	[•]	[•]
	Indian public	133,522,376	5.10	[•]	[•]
	Others including Non-resident Indians (NRIs)	79,965,397	3.05	[•]	[•]
	Sub-total (B)	2,163,105,838	82.55	[•]	[•]
	Grand Total (A+B)	2,620,276,314	100.00	[•]	[•]

Note: The post-Issue shareholding pattern has been intentionally left blank and will be filled-in before filing of the Placement Document with the Stock Exchange.

DIVIDENDS

The Bank generally declares and pays dividends in the Fiscal following the year to which they relate. The following table sets out, for the periods indicated, the dividends paid by the Bank in Fiscals 2017, 2018 and 2019:

Fiscal	Dividend per Equity Share	Total amount of dividend paid⁽¹⁾
	(₹)	(₹)
		<i>(₹ in million)</i>
2017 ⁽²⁾	5.00	14,053
2018	Nil	Nil
2019	1.00	2,889 ⁽²⁾

Note: Excludes tax on dividend

(1) Dividends paid include dividends paid on employee stock options exercised subsequent to year-end but before the record date for declaration of dividend

(2) Dividend of Fiscal 2017 has been paid in Fiscal 2018 and dividend of Fiscal 2019 has been paid in Fiscal 2020

For a summary of certain Indian and United States federal tax consequences of dividend distributions to shareholders, see “**Taxation**” on page 265.

Future dividends will depend on the Bank’s revenues, cash flows, financial condition (including capital position) and other factors. For a description of regulation of dividends, see “**Key Regulations and Policies in India - Restriction on Payment of Dividends**” on page 207.

MANAGEMENT'S DISCUSSION AND ANALYSIS OF FINANCIAL CONDITION AND RESULTS OF OPERATIONS

The following discussion and analysis of the Bank's financial condition is based on the Bank's audited standalone financial statements as at and for the years ended 31 March 2017, 31 March 2018 and 31 March 2019, and the Bank's reviewed condensed interim financial results as at and for three months ended 30 June 2019, referred to in this Preliminary Placement Document as the "Financial Statements". Condensed interim financial results are not necessarily indicative of results that may be expected for the full fiscal year or any future reporting period. This discussion should be read together with "Selected Financial Information", "Selected Statistical Information" and the "Financial Information" and related notes included elsewhere in this Preliminary Placement Document.

The following discussion is based on the Bank's standalone financial statements. Although the Bank possesses certain subsidiaries, it believes that the impact of those entities on the Bank's consolidated financial statements is not significant. Accordingly, the Bank's management primarily utilizes the Bank's standalone financial information to monitor the operational strength and performance of the Bank's business. For more information on the Bank's financial information on a consolidated basis, see the Bank's consolidated financial statements, which have been included in this Preliminary Placement Document. For more information on the Bank's subsidiaries, see "Business—Subsidiaries" on page 184.

The Bank prepares its standalone Financial Statements in accordance with Indian GAAP as applicable to banks, which differs in some respects from U.S. GAAP. The Financial Statements reflect applicable statutory requirements, regulatory guidelines and accounting practices in India; these requirements, guidelines and practices change from time to time. In accordance with Indian GAAP, adjustments to reflect such changes are made on a prospective basis, and financial statements for earlier periods are not restated.

The Bank's fiscal year ends on March 31 of each year. Accordingly, all references to a particular fiscal year are to the twelve-month period ended on March 31 of that year. Unless otherwise specified, all information in this section regarding cost, yield and average balances is based on daily average balances outstanding during the relevant period.

The Bank's segments as described in the following discussion have been prepared in accordance with the segment reporting guidelines issued by the RBI. The segment reporting guidelines issued by the RBI apply uniformly across the financial sector in India for comparison purposes, and are disclosed by the Bank for regulatory purposes. This presentation of "segments" differs from the Bank's own internal organization of its operations into "business units" as presented elsewhere in this Preliminary Placement Document. For more information, see "Segment Information" on page 130.

This discussion contains forward-looking statements and reflects the current views of the Bank with respect to future events and financial performance. Actual results may differ materially from those anticipated in these forward-looking statements as a result of certain factors, such as those set forth under "Risk Factors" on page 62 and elsewhere in this Preliminary Placement Document.

Unless otherwise stated, references to "the Bank", are to Axis Bank Limited on a standalone basis and references to "we", "us", "our", are to Axis Bank Limited on a consolidated basis.

Overview

The Bank is a leading private sector bank and financial services company in India offering a wide range of products and services to corporate and retail customers through a variety of delivery channels. The Bank commenced operations in April 1994 and, over the last 25 years, has grown both in terms of the size of its asset base and its physical network of branches, extension counters and ATMs.

As at 31 March 2019, the Bank was the third largest private sector bank in India in terms of total assets, based on public filings of private sector banks. The Bank's total assets as at 31 March 2019 and 30 June 2019 were ₹ 8,009.97 billion and ₹ 7,745.66 billion, respectively, and the Bank's net advances and deposits as at 31 March 2019 amounted to ₹ 4,947.98 billion and ₹ 5,484.71 billion, respectively, and as at 30 June 2019 amounted to ₹ 4,972.76 billion and ₹ 5,406.78 billion, respectively.

The Bank's primary business consists of commercial banking operations for Indian corporate and retail customers. The Bank provides a range of commercial banking products and services, including loan products, fee and commission-based products and services, deposit products and foreign exchange and derivatives products to

India's leading corporations, middle market companies and small and medium enterprises. The Bank's retail operations primarily consist of retail lending and deposit taking and distribution of third party insurance and investment products. The Bank also offers agricultural and rural banking products.

The Bank delivers its products and services through a variety of channels, including bank branches, ATMs, call centers, the internet and mobile phones. As at 30 June 2019, the Bank had a growing network of 4,094 branches and extension counters, 11,950 ATMs and 5,066 cash deposit and withdrawal machines distributed across 2,380 locations in India. In addition to the Bank's extensive branch and ATM network, the Bank also offers telephone banking in various cities, as well as Internet banking and mobile banking facilities. The Bank has ten overseas offices, with branches in Colombo, DIFC, Hong Kong, Shanghai and Singapore and representative offices in Dubai, Abu Dhabi, Sharjah, and Dhaka and a subsidiary in London. The Bank also has an offshore banking unit at the International Financial Service Centre located at the Gujarat International Finance Tec-City in Gandhinagar, India. The Bank's foreign branches primarily offer corporate banking, trade finance and treasury and risk management services.

The Bank's principal business activities are divided into the following main business units:

- Retail Banking;
- Wholesale Banking; and
- Treasury.

The Bank's core income stream is comprised of interest income earned from its retail, corporate and SME loan portfolios, as well as from its money-market operations and investment portfolio. The Bank also earns fee and commission income from the processing of loans, documentary credits, bank guarantees, placements and syndication, service charges, cash management services, advisory services, depository services, capital market services, ATM interchange and cards, remittance, wealth management and sale of third party products.

Since 2011, the Bank has experienced significant growth in its customer and geographical base, which expanded to approximately 24 million retail saving customer accounts as at 30 June 2019. The Bank's total assets have increased from ₹ 6,913.30 billion as at 31 March 2018 to ₹ 8,009.97 billion as at 31 March 2019 and ₹ 7,745.66 billion as at 30 June 2019, with net retail advances (retail advances net of provisions) increasing from ₹ 2,064.65 billion as at 31 March 2018 to ₹ 2,458.12 billion as at 31 March 2019 and ₹ 2,582.05 billion as at 30 June 2019. Furthermore, total deposits grew from ₹ 4,536.23 billion as at 31 March 2018 to ₹ 5,484.71 billion as at 31 March 2019 and ₹ 5,406.78 billion as at 30 June 2019. The Bank's network grew from 13,814 ATMs and 2,263 cash deposit and withdrawal machines as at 31 March 2018 to 11,801 ATMs and 4,917 cash deposit and withdrawal machines as at 31 March 2019 and 11,950 ATMs and 5,066 cash deposit and withdrawal machines as at 30 June 2019.

After enduring a challenging period in fiscals 2017 and 2018, driven primarily by a decline in the credit quality of the Bank's corporate clients, the Bank has responded by taking several steps to reorient itself back onto a path of profitability and sustainable growth. As part of these measures, the Bank has bolstered its risk management framework and implemented several steps to improve its policies, structures and processes. These measures have included:

- Implementation of an independent credit underwriting function with internal accountability;
- Increased portfolio diversification to decrease concentration risks, including lesser exposure to project loans and increased focus on transaction banking and working capital businesses;
- Focus on a higher quality credit portfolio, with fresh originations predominantly from entities rated A- or better;
- Strengthened credit monitoring and improved early warning systems for potential stress; and
- Improved collections through optimized queuing strategy and channel selection.

The Bank has already begun to observe the positive effects of these measures. The Bank's net profit increased from ₹ 2.76 billion in fiscal 2018 to ₹ 46.77 billion in fiscal 2019. In addition, these positive trends have remained into the three months ended 30 June 2019, with net profit increasing from ₹ 7.01 billion in the three months ended 30 June 2018 to ₹ 13.70 billion in the three months ended 30 June 2019.

The Bank believes that it is now well-positioned to capitalize on future growth opportunities, and expects to be more resilient to credit cycles in the future. The Bank is now focused on gathering momentum to deliver performance in line with its past trends, and to do so on a sustainable and consistent basis.

Factors Affecting the Bank's Results of Operations and Financial Condition

The Bank's asset portfolio, financial condition and results of operations have been, and are expected to be, influenced by numerous factors. A summary of the most important factors that have had, and that the Bank expects will continue to have, a significant impact on the Bank's asset portfolio, financial condition and results of operations follows below.

Macroeconomic Environment in India

As most of the Bank's operations are conducted in India, the Bank is significantly affected by the general macroeconomic environment in India. A favorable macroeconomic environment is generally characterized by, among other factors, high gross domestic product growth; transparent, liquid and efficient capital markets; low inflation; a high level of business and investor confidence; stable political and economic conditions; and strong business earnings. Unfavorable or uncertain economic conditions mainly result from declines in economic growth, business activity or investor confidence; limitations on the availability or increases in the cost of credit and capital; increases in inflation, interest rates, exchange rate volatility, default rates or the price of basic commodities, capital controls or limits on the remittance of dividends; or a combination of these or other factors.

Growth Environment in India

The vast majority of the Bank's business activities are conducted in India. Accordingly, the Bank's financial position and results of operations have been, and will continue to be, significantly affected by overall economic growth patterns in India.

The Indian economy's growth momentum moderated significantly in fiscals 2018 and 2019 as compared to previous years. According to the Indian Central Statistics Organization, India's real GDP growth decreased from 8.2% in fiscal 2017 to 7.2% in fiscal 2018 and 6.8% in fiscal 2019. This slower rate of economic growth was primarily driven by a slowdown in consumer demand, the transitional impacts of the introduction of the Goods and Services Tax in 2017 and the lingering residual effects of demonetization in 2016. According to the Indian Central Statistics Organization, agricultural growth slowed from 6.3% in fiscal 2017 and 5.0% in fiscal 2018 to 2.9% in fiscal 2019. Industrial sector growth slowed from 8.3% in fiscal 2017 and 6.1% in fiscal 2018 to 7.6% in fiscal 2019. The growth in the services sector reduced from 8.1% in fiscal 2017 and 7.8% in fiscal 2018 to 8.0% in fiscal 2019. Indian export revenues increased by 5.2% in fiscal 2017, 10.0% in fiscal 2018 and 8.7% in fiscal 2019.

The Indian economy has slowed further in fiscal 2020, with India's real GDP having grown at 5.00% in the three months ended 30 June 2019 as compared to the three months ended 30 June 2018. The RBI currently forecasts India's real GDP growth to be 6.9% for fiscal 2020.

During fiscal 2019, challenges emerged for non-banking financial companies and housing finance companies following a default by a large non-banking financial company involved primarily in the infrastructure sector. This resulted in tightening liquidity conditions and increase in yields on the debt of non-banking financial companies and housing finance companies, leading to funding and growth challenges. Further, challenges emerged in certain sectors and borrower groups, such as real estate developers, and borrower groups that had borrowed against their shareholding in listed group companies and faced refinancing challenges.

Economic data for recent periods indicate a moderation in economic activity and consumption in India, with a lower rate of GDP growth as well as a decline in high frequency indicators like vehicle sales. This could result in lower demand for credit from the banking system and also adversely impact the quality of the existing portfolio. In addition, the challenges faced by non-banking financial companies and housing finance companies have led to a slowdown in lending by these companies, which could result in refinancing risks for borrowers and adversely impact the quality of the existing portfolio.

While the Bank's results may not necessarily track India's economic growth figures, the Indian economy's performance affects the environment in which the Bank operates. Strong economic growth tends to positively impact the Bank's results of operations, since it can cause businesses to plan and invest more confidently, in turn driving stronger demand for bank credit as well as other banking products and services that the Bank offers. Stronger economic growth also generally increases the interest income that the Bank is able to generate from the

loans it offers, and tends to improve the overall creditworthiness of the Bank's customers.

Interest Rates

Interest rate changes have a significant impact on the Bank's profitability. Interest rates are sensitive to many factors, including the RBI's monetary policy, deregulation of the financial sector in India, domestic and international economic and political conditions and other factors.

Generally, an increase in interest rates tends to increase the Bank's interest income as a result of higher yield on the Bank's loans; however, such an increase can also adversely affect the Bank's interest income as a result of a decrease in the volume of loans due to reduced overall demand for loans. In addition, an increase in interest rates affect the Bank's funding costs, particularly term deposits and interbank deposits, and can adversely affect the Bank's profitability if the Bank is unable to pass on its increased funding costs to its clients. Finally, higher interest rates can increase the risk of default by the Bank's clients.

Conversely, a decrease in interest rates can reduce the Bank's interest income as a result of lower yields on the Bank's loans. This reduction in interest income may eventually be offset by an increase in the volume of loans that the Bank makes due to increased demand for loans and/or a decrease in the Bank's funding costs.

Floating rate loans generally allow the Bank to pass on, in most cases, any changes in interest rates to its customers and broadly maintain its margins. Prior to April 2016, bank loans in India were priced by reference to a base rate. With effect from 1 April 2016, RBI guidelines replaced the base rate-linked loan pricing with a new regime based on the marginal cost of funds based lending rate ("MCLR"). Accordingly, Rupee advances sanctioned or renewed after 1 April 2016 are generally priced with reference to MCLR of different maturities. Commercial banks must review and publish their MCLR of different maturities every month.

The RBI issued a circular on 4 September 2019 making it mandatory for banks to link all floating rate personal or retail loans and floating rate loans to micro and small enterprise borrowers to an external benchmark with effect from 1 October 2019. The banks are free to choose one of the several benchmarks indicated in the circular. The banks are also free to choose their spread over the benchmark rate, subject to the condition that the credit risk premium may undergo change only when borrower's credit assessment undergoes a substantial change, as agreed upon in the loan contract.

The table below sets forth distribution of the Bank's advances mix by rate type at the dates indicated:

	As at 30 June		As at 31 March	
	2019	2017	2018	2019
Percentage of advance mix by rate type mix				
Floating rate	76.26	84.52	80.20	75.32
Of which				
– MCLR-linked	58.72	28.76	49.31	56.47
– Foreign currency	8.16	14.02	13.02	8.64
– Base rate-linked	9.38	41.74	17.87	10.21
Fixed rate	23.74	15.48	19.80	24.68
Total	100.00	100.00	100.00	100.00

The table below sets forth the Bank's 12-month, six-month, three-month and one-month year MCLR rates as at the dates indicated:

	MCLR Rate			
	12-Month	6-Month	3-Month	1-Month
18 January 2017	8.25%	8.15%	8.05%	7.90%
18 April 2017	8.25%	8.15%	8.05%	7.90%
18 July 2017	8.25%	8.15%	8.00%	7.80%
18 October 2017	8.25%	8.15%	8.00%	7.80%
18 January 2018	8.30%	8.20%	8.05%	7.85%
18 April 2018	8.40%	8.30%	8.15%	7.85%
18 July 2018	8.60%	8.50%	8.35%	8.10%
17 October 2018	8.75%	8.65%	8.50%	8.30%
18 January 2019	8.90%	8.80%	8.65%	8.50%

	MCLR Rate			
	12-Month	6-Month	3-Month	1-Month
18 April 2019	8.80%	8.75%	8.60%	8.35%
18 July 2019	8.65%	8.60%	8.50%	8.25%

As at 30 June 2019, 17% of the Bank's loans were linked to the 12-month MCLR rate, while 23% were linked to the six-month MCLR rate, 15% were linked to the three-month MCLR rate and 4% were linked to the one-month MCLR rate.

Changes in interest rates can also affect the value of the Bank's securities portfolio, and therefore, its financial condition and results of operations. However, the effect of these fluctuations may be limited by the Bank's use of derivative hedging instruments. See “- *Critical Accounting Policies—Derivative Transactions*” on page 117.

In August 2016, the RBI adopted an inflation target of 4% (with an upper limit of 6% and lower limit of 2%) for the next five years under its monetary policy framework. The RBI sets interest rates in an effort to keep inflation within the target range, and Indian banks generally follow the direction of interest rates set by the RBI and adjust both their deposit rates and lending rates upwards or downwards accordingly.

The RBI's return to a monetary policy designed to combat inflation and to increase growth has resulted in a decrease in lending rates in line with the declining trend in the inflation.

The following table sets forth the RBI's bank rate, the reverse repo rate and the repo rate as at the dates indicated:

	Cash Reserve Ratio ⁽¹⁾	Bank Rate ⁽²⁾	Reverse Repo Rate ⁽²⁾	Repo Rate ⁽²⁾
	(percentages)			
As at 31 March 2017	4.00	7.75	5.75	6.75
As at 31 March 2018	4.00	6.75	5.75	6.25
As at 31 March 2019	4.00	6.25	5.75	6.00
As at 30 June 2019	4.00	6.00	5.50	5.75

Source: the RBI

(1) On 7 August 2019, the RBI lowered the bank rate, repo rate and reverse repo rate to 5.65%, 5.40% and 5.15%, respectively.

* For a description of the ratios used in this table, see “*Definitions and Abbreviations - Technical and Industry Terms*” and “*Key Regulations and Policies in India*” on pages 24 and 195.

Inflation

An increase in inflation rates in India generally tends to increase the Bank's operating expenses. An increase in inflation also tends to decrease the real interest rates on the Bank's outstanding loans, as well as the real interest rates on the Bank's existing deposits, to the extent these are not indexed to inflation. An increase in inflation rates may also result in an increase in the RBI policy interest rates as an effort to control inflation. See “*Risk Factors—Risks Relating to India—The Bank's business is substantially affected by prevailing economic, political and other prevailing conditions in India, and a slowdown in economic growth in India could cause the Bank's business to suffer*” on page 83. Finally, higher inflation can also contribute to an increase in market volatility by causing economic uncertainty and reducing overall consumption levels, GDP growth and consumer confidence.

The inflation rate in India based on the consumer price index for the trailing twelve months as of 31 July 2019 was 1.43%. The annual inflation rate in India based on the consumer price index was 3.89% for fiscal 2017 and 4.28% for fiscal 2018 compared to 2.86% for fiscal 2019.

Fiscal Deficits

Declining fiscal deficits tend to have a favorable impact on the Bank's operations, as lower fiscal deficit allows the RBI to reduce rates given a sustainable level of inflation, and also does not crowd out private investments.

The Government has maintained its focus on fiscal consolidation in recent years. The deficit in fiscal 2017 was reduced to 3.5% of GDP and remained constant in fiscal 2018. Fiscal 2019 saw further improvement of the fiscal deficit to 3.4% of GDP. The Government has reaffirmed its commitment to fiscal consolidation and accordingly the budget for fiscal 2020 has projected the deficit at 3.4% of GDP.

Loan Portfolio Size and Portfolio Mix

Increases or decreases in the size of the Bank's loan portfolio, and changes in the mix of the Bank's overall asset portfolio, significantly impacts the Bank's interest income.

The Bank's loan portfolio represents the total aggregate amount of loans disbursed to borrowers, less repayments made to date, plus applied but unpaid interest. The main factors affecting the size of the Bank's overall loan portfolio are the market demand for loans in the Indian economy and competition from other financial institutions. Demand for loans is primarily influenced by India's GDP growth rates, as well as by prevailing interest rates in India. An increase in the overall size of the Bank's loan portfolio generally tends to increase the Bank's interest income, while a decrease in the overall size of the Bank's loan portfolio generally tends to decrease the Bank's interest income, related fee and commission income.

In addition, the proportion of loans to the Bank's total asset portfolio also has an effect on the Bank's interest income, as non-loan interest-earning assets (which primarily comprise Government securities, other investment securities and amounts due from credit institutions) generally have lower yields than loans. In addition, certain types of loans have higher yields than others, and thus have a higher positive impact on the Bank's interest income. For example, consumer loans generally bear a higher interest rate than other loans, such as international loans, which generally bear a lower interest rate than domestic loans.

Recent increases in the Bank's loan portfolio have allowed the Bank to reallocate its funds from Government securities to loans, which offer the Bank higher returns. This shift in the Bank's portfolio mix toward higher yielding loans has allowed the Bank to increase its interest income despite an environment of declining interest rates in India.

Cost of Funding

An increase in the cost of the Bank's interest-bearing liabilities generally tends to increase the Bank's interest expenses. Conversely, a decrease in cost of the Bank's interest-bearing liabilities generally tends to decrease the Bank's interest expenses. Therefore, the Bank is able to increase its net interest income to the extent that it does not increase the cost of its interest-bearing liabilities to the same extent, or at the same time, as its yield on interest-bearing assets.

The cost of the Bank's interest-bearing liabilities depend on many external factors, including competitive factors and developments in the Indian credit markets and, in particular, interest rate movements and the existence of adequate liquidity in the inter-bank markets. Internal factors that can impact the Bank's cost of funds include changes in the Bank's credit ratings, available credit limits and the Bank's ability to mobilize low-cost deposits, particularly from retail customers and balances in current accounts.

The Bank's primary source of funding is its relatively low-cost deposit base, which is primarily derived from retail depositors in India. Other sources of funding on which the Bank relies are debt instruments issued by the Bank, and RBI and inter-bank borrowings.

The Bank currently enjoys a relatively low-cost deposit base achieved through targeted branch network expansion and customised product offerings. The Bank's target depositor base consists of retail depositors and SMEs that the Bank believes choose the network because of the convenience of its brand recognition, branch locations, convenient access to ATMs and remote banking services, as well as diverse product offerings. The Bank's broad-based distribution network, which includes the Bank's branch network and alternative delivery channels, provides the Bank with access to these depositors, which in turn allows the Bank to maintain low-cost funding through customer deposits.

While the cost of deposits has largely been driven by interest rate movements, the average cost of deposits is also bolstered by the continued rise in the percentage of current or demand and savings accounts ("CASA") in relation to total deposits. To continue to source low-cost funding through deposits, the Bank must provide customers with convenient banking services that compensate them for the lower returns on deposits. However, the increasing sophistication of customers, competition for funding, increasing interest rates and changes to the RBI's liquidity and reserve requirements may increase the rates the Bank pays on its deposits.

In response to increased competition for deposits, the Bank's funding strategy has recently shifted to a focus on higher-cost retail term deposits in addition to its early focus on CASA deposits only. The Bank's interest expenses are expected to increase in the future to the extent that the Bank continues to focus on higher-cost retail term deposits in order to meet its funding needs. As at 31 March 2017, 31 March 2018, 31 March 2019 and 30 June 2019, the Bank's deposits totaled ₹ 4,143.79 billion, ₹ 4,536.23 billion, ₹ 5,484.71 billion and ₹ 5,406.78 billion,

respectively, of which low-cost deposits (CASA deposits) totaled ₹ 2,130.50 billion, ₹ 2,438.52 billion, ₹ 2,433.90 billion and ₹ 2,234.74 billion, respectively.

In addition to a higher proportion of higher cost term deposits increasingly forming part of the Bank's funding, in order to meet the growing needs of its retail, large and mid-corporate, and SME, agriculture and financial inclusion groups and to further enhance its capital adequacy ratio, the Bank has issued and may continue to issue subordinated debt, which also tend to increase the Bank's cost of funding compared to deposit accounts.

Non-Performing Loans and Provisioning Policies

Indian banks are required to comply with RBI guidelines on recognition and provisioning for non-performing assets. Provisions are created by a charge to expense, and represent the Bank's estimate for loan losses and risks inherent in the credit portfolio. At a minimum, the Bank makes provisions in accordance with RBI guidelines, though it may provide in excess of RBI requirements to reflect its internal estimates of actual losses.

The level of the Bank's non-performing loans is affected by, among other things, the general level of economic growth in India, the difficulties inherent in restructuring problem loans, the amount of non-performing loans written-off and the Bank's credit approval and monitoring policies. Other factors include a rise in unemployment, prolonged recessionary conditions, decline in household savings and income levels, regulators' assessment and review of the Bank's loan portfolio, a sharp and sustained rise in interest rates, refinance risks due to slow-down in lending by non-banking financial companies, housing finance companies and other financial intermediaries, movements in global commodity markets and exchange rates, each of which could cause a further increase in the level of NPAs. An increase in the volume of the Bank's NPAs may require the Bank to increase its provisions against advances, investments and the related recovery and litigation costs. To the extent that the Bank is required to make additional provisions on account of its non-performing assets, such provisions are charged to the Bank's profit and loss account and decrease the Bank's profitability.

The Indian corporate sector has experienced several challenges in recent years following a phase of significant expansion in investment in the infrastructure and industrial sectors during fiscal 2010 and 2011. Starting in fiscal 2012, the Indian corporate sector experienced several challenges which led to lower than projected cash flows for corporates and the progress in reducing leverage in the corporate sector remained slow. These challenges included delays in project implementation, issues assessing raw materials, low demand and global commodity price cycles, which resulted in a decline in the credit quality of corporate borrowers. In addition, in February 2018, the RBI issued revised guidelines on the resolution of stressed assets, which withdrew the schemes of strategic debt restructuring, change in ownership outside strategic debt restructuring and the scheme for sustainable structuring of stressed assets. For more information, see "***Key Regulations and Policies in India—Laws, rules and regulations governing the Bank—Prudential framework on resolution of stressed assets***" on page 199. Loans that had been classified under these schemes, which were not implemented, were reclassified as non-performing. As a result, there was a substantial increase in the level of reclassifications of performing loans, including restructured loans, into non-performing status between fiscals 2016 and 2018 for the banking sector and the Bank, leading to a significant increase in the provisions and contingencies for non-performing assets. These increases in provisions negatively affected the Bank's profitability between fiscals 2016 and 2018.

The Bank has responded to these developments with several measures, such as segregating its credit underwriting function from its main businesses, implementing a risk data management framework to improve the quality of loan data, establishing a formal risk appetite framework, and implementing stronger credit rating methodologies and an improved early warning system for potential stresses.

The Bank's asset quality metrics improved during fiscal 2019, with new additions to non-performing loans having moderated significantly from the highs witnessed in fiscal 2018, thus leading to a reduction in the Bank's NPA ratios. Gross additions to the non-performing assets were ₹ 217.82 billion in fiscal 2017 and ₹ 334.19 billion in fiscal 2018 as compared to ₹ 138.71 billion in fiscal 2019, and, in the three months ended 30 June 2018, were ₹ 43.37 billion as compared to ₹ 47.98 billion in the three months ended 30 June 2019. GNPA's as at 31 March 2017, 31 March 2018, 31 March 2019 and 30 June 2019 were ₹ 212.80 billion, ₹ 342.49 billion, ₹ 297.89 billion and ₹ 294.05 billion, respectively. Net non-performing assets as at 31 March 2017, 31 March 2018, 31 March 2019 and 30 June 2019 were ₹ 86.27 billion, ₹ 165.92 billion, ₹ 112.76 billion and ₹ 110.37 billion, respectively. The net non-performing assets ratio as at 31 March 2017, 31 March 2018, 31 March 2019 and 30 June 2019 were 2.11%, 3.40%, 2.06% and 2.04%, respectively.

While additions to NPAs in the Indian banking sector, including the Bank, moderated during fiscal 2019, provisions made by banks, including the Bank, continued to be elevated, as banks continued to make additional

provisions on their existing portfolios of non-performing loans.

To the extent the Bank is able to recover any loans that have been written-off, such amount is credited to the Bank's income statement and reduces any allowances for the relevant period. Recoveries in written-off accounts totaled ₹ 1.82 billion, ₹ 1.83 billion and ₹ 18.67 billion for fiscals 2017, 2018 and 2019, respectively, as compared to ₹ 5.55 billion in the three months ended 30 June 2018 and ₹ 1.19 billion in the three months ended 30 June 2019.

Compulsory Deposit and Capital Adequacy Requirements

The RBI imposes several compulsory deposit and capital adequacy requirements on financial institutions as a mechanism to control the liquidity and stability of the Indian financial system.

Indian banks are required to comply with a minimum level of cash reserve ratios by maintaining a specified percentage of their net demand and time liabilities (excluding interbank deposits) by way of cash reserve with itself and by way of balance in current account with the RBI. In addition to cash reserve ratios, bank are also required to comply with a minimum statutory liquidity ratio by maintaining a specified percentage of their net demand and time liabilities by way of liquid assets like cash, gold or approved unencumbered securities.

Indian banks must also comply with the liquidity coverage ratios prescribed by the RBI Basel III Capital Regulations, which follow principles recommended by the Basel Committee. The RBI Basel III Capital Regulations have been implemented in phases since 1 April 2013, and are more stringent than the requirements prescribed by the earlier RBI guidelines. Basel III capital regulations were expected to be fully implemented as at 31 March 2019. However, the RBI has deferred the final phase of the Basel III Guidelines' capital conservation buffer to 31 March 2020.

More stringent compulsory deposit requirements and capital adequacy requirements tend to negatively impact banks' capital position, thus requiring banks to commit additional capital in order to meet such increased requirements. This tends to decrease overall liquidity in the financial system and decrease the amount of capital available for deployment in credit transactions or higher-yielding investments, which negatively impacts banks' interest-earning assets.

Since 2013, the RBI has gradually established more stringent compulsory deposit requirements and capital adequacy requirements, and not paid interest on capital reserve balances. Any increases in the compulsory deposit requirements or capital adequacy requirements that are applicable to the Bank (on account of regulatory changes or otherwise) could impact the Bank's profitability by limiting the amount of the Bank's capital that is available for commercial credit transactions or for investment in higher-yielding securities, thus restricting the Bank's ability to grow its business. The Bank may also be compelled to dispose of certain of its assets and/or take other measures in order to meet more stringent requirements, which may adversely affect the Bank's results of operations and financial condition.

The table below summarizes the cash reserve ratios, statutory liquidity ratios and liquidity coverage ratios that are applicable to banks in India:

	Cash Reserve Ratio⁽¹⁾	Statutory Liquidity Ratio⁽¹⁾	Liquidity Coverage Ratio
As at 31 March 2017	4.00%	20.50%	80.0%
As at 31 March 2018	4.00%	19.50%	90.0%
As at 31 March 2019	4.00%	19.25%	100.0%
As at 30 June 2019	4.00%	19.00%	100.0%

(1) On 6 July, 2019, the statutory liquidity ratio for banks had been lowered to 18.75% .

* For a description of the ratios used in this table, see "*Definitions and Abbreviations—Technical and Industry Terms*" and "*Key Regulations and Policies in India*" on pages 24 and 195.

For more details on the compulsory deposit requirements and capital adequacy requirements applicable in India, see "*Key Regulations and Policies in India—Laws, rules and regulations governing the Bank—Regulations relating to deposits*" and "*Key Regulations and Policies in India—Laws, rules and regulations governing the Bank—Capital adequacy requirements*" on pages 202 and 196, respectively.

Components of the Bank's Profit and Loss Account

The following is a description of the principal components of the Bank's income statement:

Interest Earned

Interest earned consists of interest on advances and bills, income from investments, interest on balances with RBI and other inter-bank funds and other interest earned. Income from investments consists of interest on government securities, interest on other investments and income by way of dividends from other companies other than subsidiaries. Other interest earned includes interest on deposits placed with financial institutions for shortfall in priority sector lending and interest on income tax refunds, among others. The Bank's securities portfolio consists primarily of Government securities, debentures and bonds, equity shares, mutual fund units, certificates of deposit, commercial paper, security receipts and pass through certificates. The Bank does not receive any interest on the balances that it maintains with RBI to meet the Bank's cash reserve requirements. See "***Risk Factors—The Bank is subject to reserve capital, capital adequacy and liquidity requirements as stipulated by the RBI for domestic banks. The Bank's inability to maintain adequate capital due to changes in regulations, a lack of access to capital markets, or otherwise may impact its ability to grow and support its business***" on page 67.

Other Income

The Bank's non-interest income consists principally of (i) fee income and other income earned from commission, exchange and brokerage, (ii) trading income comprising of profits/loss on the sale of investments, (iii) net profit (loss) on the sale of fixed assets and other assets such as land and buildings etc., (iv) profits/loss on exchange/derivative transactions, (v) income earned by way of dividends and other distributions from subsidiaries, associates and joint ventures, and (vi) miscellaneous income, which primarily includes recoveries in assets previously written off.

Interest Expended

The Bank's interest expended consists of interest on deposits, interest on RBI and inter-bank borrowings and other interest such as interest on subordinated debt and other borrowings from other financial institutions.

Operating Expense

The Bank's operating expense consists principally of (i) payments to and provision for employees, (ii) rent, taxes and lighting, (iii) expenses with printing and stationery, (iv) advertisement and publicity expenses, (v) depreciation on the Bank's property, (vi) director's fees, allowances and expenses, (vii) auditors' fees and expenses, (viii) law charges, (ix) expenses relating to postage, telegrams, telephones and other related costs, (x) repairs and maintenance expenses, (xi) insurance expenses, including deposit insurance premiums that the Bank pays based on the level of deposits at the Bank, and (xii) other expenditures.

Provisions and Contingencies (net)

The Bank's provisions and contingencies consist of (i) provision for taxation, (ii) provision for NPAs (including write-offs net of recoveries in NPAs), (iii) provision for diminution and/or depreciation in the value of investments, (iv) provision for standard assets, being the provision that the RBI requires all banks to maintain on standard assets, (v) provision for unhedged foreign currency exposure of clients and (vi) other provisions.

Critical Accounting Policies

The Financial Statements are prepared in accordance with Indian GAAP as applicable to banks. The preparation of the Financial Statements requires the Bank to make estimates and judgments that affect the reported amounts of assets, liabilities, revenue and expenses as well as the disclosure of contingent liabilities. The notes to the Bank's Financial Statements contain a summary of its significant accounting policies. Certain of these policies are critical to the portrayal of the Bank's financial condition, since they require management to make subjective judgments, some of which may relate to matters that are inherently uncertain. Below is a discussion of these critical accounting policies.

The Bank bases its estimates and judgements on historical experience and other factors that are believed to be reasonable under the circumstances. Actual results may differ from these estimates under different assumptions or conditions. As a result of changes in applicable statutory requirements and accounting practices in India, the accounting policies of the Bank have undergone changes during the periods covered by this discussion. Accordingly, this discussion should be read in conjunction with the Financial Statements and notes as applicable during the respective fiscal.

Investments

Classification

In accordance with the RBI guidelines, investments are classified at the time of purchase as:

- Held for Trading ('HFT');
- Available for Sale ('AFS'); and
- Held to Maturity ('HTM').

Investments that are held principally for sale within a short period are classified as HFT securities. As per the RBI guidelines, HFT securities, which remain unsold for a period of 90 days are transferred to AFS securities.

Investments that the Bank intends to hold till maturity are classified under the HTM category. Investments in the equity of subsidiaries/joint ventures are categorized as HTM in accordance with the RBI guidelines.

All other investments are classified as AFS securities.

However, for disclosure in the Balance Sheet, investments in India are classified under six categories - Government Securities, Other approved securities, Shares, Debentures and Bonds, Investment in Subsidiaries/Joint Ventures and Others.

Investments made outside India are classified under three categories – Government Securities, Subsidiaries and/or Joint Ventures abroad and Others.

Transfer of security between categories

Transfer of security between categories of investments is accounted as per the RBI guidelines.

Acquisition cost

Costs including brokerage and commission pertaining to investments, paid at the time of acquisition, are charged to the Profit and Loss Account. Broken period interest is charged to the Profit and Loss Account. Cost of investments is computed based on the weighted average cost method.

Valuation

Investments classified under the HTM category: Investments are carried at acquisition cost unless it is more than the face value, in which case the premium is amortized over the period remaining to maturity on a constant yield to maturity basis. In terms of RBI guidelines, discount on securities held under the HTM category is not accrued and such securities are held at the acquisition cost till maturity.

Investments classified under the AFS and HFT categories: Investments under these categories are marked to market. The market/fair value of quoted investments included in the 'AFS' and 'HFT' categories is the market price of the scrip as available from the trades/quotes on the stock exchanges or prices declared by the Primary Dealers Association of India ('PDAI') jointly with the Fixed Income Money Market and Derivatives Association of India ('FIMMDA')/Financial Benchmark India Private Limited ('FBIL'), periodically. Net depreciation, if any, within each category of each investment classification is recognized in the Profit and Loss Account. The net appreciation if any, under each category of each investment classification is ignored. The depreciation on securities acquired by way of conversion of outstanding loans is provided in accordance with the RBI guidelines. The book value of individual securities is not changed consequent to the periodic valuation of investments.

Non-performing investments are identified and provision is made thereon as per RBI guidelines.

Treasury Bills, Exchange Funded Bills, Commercial Paper and Certificate of Deposits being discounted instruments, are valued at carrying cost.

Units of mutual funds are valued at the latest repurchase price/net asset value declared by the mutual fund.

Market value of investments where current quotations are not available, is determined as per the norms prescribed by the RBI as follows:

- the market/fair value of unquoted government securities which are in the nature of Statutory Liquidity Ratio (“SLR”) securities included in the AFS and HFT categories is computed as per the rates published by FIMMDA/FBIL;
- in case of unquoted bonds, debentures and preference shares where interest/dividend is received regularly (i.e. not overdue beyond 90 days), the market price is derived based on the YTM for Government Securities as published by FIMMDA/PDAI/FBIL and suitably marked up for credit risk applicable to the credit rating of the instrument. The matrix for credit risk mark-up for each category and credit ratings along with residual maturity issued by FIMMDA/FBIL is adopted for this purpose;
- in case of bonds and debentures (including Pass Through Certificates) where interest is not received regularly (i.e. overdue beyond 90 days), the valuation is in accordance with prudential norms for provisioning as prescribed by RBI;
- equity shares, for which current quotations are not available or where the shares are not quoted on the stock exchanges, are valued at break-up value (without considering revaluation reserves, if any) which is ascertained from the company’s latest balance sheet. In case the latest balance sheet is not available, the shares are valued at ₹ 1 per company;
- units of Venture Capital Funds (‘VCF’) held under AFS category where current quotations are not available are valued based on the latest audited financials of the fund. In case the audited financials are not available for a period beyond 18 months, the investments are valued at ₹ 1 per VCF. Investments in unquoted VCFs after 23 August 2006 are categorized under HTM category for the initial period of three years and valued at cost as per RBI guidelines and
- In case of investments in security receipts on or after 1 April 2017 which are backed by more than 50% of the stressed assets sold by the Bank, provision for depreciation in value is made at the higher of the provisioning rate required in terms of net asset value declared by the Reconstruction Company (‘RC’)/Securitization Company (‘SC’) or the provisioning rate as per the extant asset classification and provisioning norms as applicable to the underlying loans, assuming that the loan notionally continued in the books of the bank. All other investments in security receipts are valued as per the NAV obtained from the issuing RC/SCs.

Investments in subsidiaries/joint ventures are categorized as HTM and assessed for impairment to determine permanent diminution, if any, in accordance with the RBI guidelines.

All investments are accounted for on settlement date, except investments in equity shares which are accounted for on trade date.

Disposal of investments

Investments classified under the HTM category: Realized gains are recognized in the Profit and Loss Account and subsequently appropriated to the Capital Reserve account (net of taxes and transfer to statutory reserves) in accordance with the RBI guidelines. Losses are recognized in the Profit and Loss Account.

Investments classified under the AFS and HFT categories: Realized gains/losses are recognized in the Profit and Loss Account.

Repurchase and reverse repurchase transactions

Repurchase and reverse repurchase transactions in government securities and corporate debt securities including those conducted under the Liquidity Adjustment Facility (‘LAF’) and Marginal Standby Facility (‘MSF’) with RBI are accounted as collateralized borrowing and lending respectively. Borrowing cost on repo transactions is accounted as interest expense and revenue on reverse repo transactions is accounted as interest income.

Short Sales

In accordance with the RBI guidelines, the Bank undertakes short sale transactions in Central Government dated securities. The short positions are reflected in ‘Securities Short Sold (‘SSS’) A/c’, specifically created for this purpose. Such short positions are categorized under HFT category and netted off from investments in the Balance Sheet. These positions are marked-to-market along with the other securities under HFT portfolio and the resultant mark-to-market gains/losses are accounted for as per the relevant RBI guidelines for valuation of investments

discussed earlier.

Advances

Advances are classified into performing and non-performing advances ('NPAs') as per the RBI guidelines and are stated net of bills rediscounted, inter-bank participation certificates, specific provisions made towards NPAs, interest in suspense for NPAs, claims received from Export Credit Guarantee Corporation, provisions for funded interest on term loan classified as NPAs, provisions in lieu of diminution in the fair value of restructured assets and floating provisions. NPAs are classified into sub-standard, doubtful and loss assets based on the criteria stipulated by the RBI. Advances held at the overseas branches that are identified as impaired as per host country regulations for reasons other than record of recovery, but which are standard as per the RBI guidelines, are classified as NPAs to the extent of amount outstanding in the host country. Provisions for NPAs are made for sub-standard and doubtful assets at rates as prescribed by the RBI with the exception of agriculture advances and schematic retail advances. In respect of schematic retail advances, provisions are made in terms of a bucket-wise policy upon reaching specified stages of delinquency (90 days or more of delinquency) under each type of loan, which satisfies the RBI prudential norms on provisioning. Provisions in respect of agriculture advances classified into sub-standard and doubtful assets are made at rates which are higher than those prescribed by the RBI. Provisions for advances booked in overseas branches, which are standard as per the RBI guidelines but are classified as NPAs based on host country guidelines, are made as per the host country regulations. In case of NPAs referred to the National Company Law Tribunal (NCLT) under the Insolvency and Bankruptcy Code (IBC) where a resolution plan or liquidation order has been approved by NCLT, provision is maintained at the higher of the requirement under RBI guidelines or the likely haircut as per resolution plan or liquidation order.

Restructured assets are classified and provided for in accordance with the guidelines issued by RBI from time to time.

Loss assets and unsecured portion of doubtful assets are provided/written off as per the extant RBI guidelines.

Amounts recovered against debts written off are recognized in the Profit and Loss account and included under "Other Income".

The Bank holds provisions in accordance with the RBI guidelines, on assets where change in ownership under Strategic Debt Restructuring (SDR) scheme/Outside SDR scheme has been implemented before 12 February 2018 or Scheme for Sustainable Structuring of Stressed Asset (S4A) has been implemented before 12 February 2018.

In respect of borrowers classified as non-cooperative and willful defaulters, the Bank makes accelerated provisions as per extant RBI guidelines.

Loans reported as fraud are classified as loss assets, and fully provided immediately without considering the value of security.

For entities with Unhedged Foreign Currency Exposure (UFCE), provision is made in accordance with the guidelines issued by RBI, which requires the Bank to ascertain the amount of UFCE, estimate the extent of likely loss and estimate the riskiness of unhedged position. This provision is classified under Schedule 5 – Other Liabilities in the Balance Sheet.

The Bank maintains a general provision on standard advances at the rates prescribed by RBI other than for corporate standard advances rated 'BB and Below' and all SMA-2 advances as reported to CRILC, where general provision is maintained at rates that are higher than those prescribed by RBI. In case of overseas branches, general provision on standard advances is maintained at the higher of the levels stipulated by the respective overseas regulator or RBI. The Bank also maintains general provision on positive Mark-to-Market (MTM) on derivatives at the rates prescribed by RBI

Under its home loan portfolio, the Bank offers housing loans with certain features involving waiver of Equated Monthly Installments ('EMIs') of a specific period subject to fulfilment of a set of conditions by the borrower. The Bank makes provision against the probable loss that could be incurred in future on account of waivers to eligible borrowers in respect of such loans based on actuarial valuation conducted by an independent actuary. This provision is classified under Schedule 5 – Other Liabilities in the Balance Sheet.

Revenue Recognition

Interest income is recognized on an accrual basis in accordance with AS-9, Revenue Recognition as notified under

Section 133 of the Companies Act, 2013 read together with paragraph 7 of the Companies (Accounts) Rules, 2014, the Companies (Accounting Standards) Amendment Rules, 2016 and the RBI guidelines, except in the case of interest income on non-performing assets and loans under the Strategic Debt Restructuring (SDR) scheme and the Scheme for Sustainable Structuring of Stressed Asset (S4A) of RBI, where it is recognized on receipt basis if overdue for more than 90 days. Income on non-coupon bearing discounted instruments or low-coupon bearing instruments is recognized over the tenor of the instrument on a constant yield basis.

Guarantee commission is recognized on a pro-rata basis over the period of the guarantee. Locker rent and annual fees for credit cards are recognized on a straight-line basis over the period of contract. Arrangership/syndication fee is accounted for on completion of the agreed service and when the right to receive is established. Other fees and commission income are recognized when due.

Interest income on investments in discounted PTCs is recognized on a constant yield basis.

Dividend is accounted on an accrual basis when the right to receive the dividend is established.

Gain/loss on sell down of loans and advances through direct assignment is recognized at the time of sale.

Fees paid/received for Priority Sector Lending Certificates ('PSLC') is amortized on straight-line basis over the tenor of the certificate.

In accordance with RBI guidelines on sale of non-performing advances, if the sale is at a price below the net book value (i.e. book value less provisions held), the shortfall is charged to the Profit and Loss Account. If the sale is for a value higher than the net book value, the excess provision is credited to the Profit and Loss Account in the year the amounts are received.

The Bank deals in bullion business on a consignment basis. The difference between the price recovered from customers and cost of bullion is accounted for at the time of sale to the customers. The Bank also deals in bullion on a borrowing and lending basis and the interest paid/received is accounted on an accrual basis.

Derivative Transactions

Derivative transactions comprise forward contracts, swaps and options which are disclosed as contingent liabilities. The forwards, swaps and options are categorized as trading or hedge transactions. Trading derivative contracts are revalued at the balance sheet date with the resulting unrealized gain or loss being recognized in the profit and loss account and correspondingly in other assets (representing positive mark-to-market) and in other liabilities (representing negative mark-to-market) on a gross basis. For hedge transactions, the Bank identifies the hedged item (asset or liability) at the inception of the transaction itself. The effectiveness is ascertained at the time of inception of the hedge and periodically thereafter. Hedge swaps are accounted for on an accrual basis except in case of swaps designated with an asset or liability that is carried at market value or lower of cost or market value in the financial statements. In such cases, the swaps are marked-to-market with the resulting gain or loss recorded as an adjustment to the market value of the designated asset or liability. Pursuant to the RBI guidelines, any receivables under derivative contracts comprising crystallized receivables as well as positive mark-to-market in respect of future receivables which remain overdue for more than 90 days are reversed through the profit and loss account and are held in a separate suspense account.

Premium on options is recognized as income/expense on expiry or early termination of the transaction.

Currency futures contracts are marked-to-market using the daily settlement price on a trading day, which is the closing price of the respective futures contracts on that day. While the daily settlement price is computed based on the last half an hour weighted average price of such contracts, the final settlement price is taken as the RBI reference rate on the last trading day of the futures contracts or as may be specified by the relevant authority from time to time. All open positions are marked-to-market based on the settlement price and the resultant marked-to-market profit/loss is daily settled with the exchange.

Valuation of exchange traded currency options is carried out on the basis of the daily settlement price of each individual option provided by the exchange and valuation of interest rate futures is carried out on the basis of the daily settlement price of each contract provided by the exchange.

Changes to the Bank's Critical Accounting Policies

Fiscal 2017

Mark-to-market gain or loss on derivatives and foreign exchange contracts

In terms of the guidance note issued by ICAI on "Accounting for Derivative Contracts", the Bank has presented mark-to-market gain or loss on derivatives and foreign exchange contracts on a gross basis as against the erstwhile practice of presenting the same on a net basis under other assets and other liabilities. Previous year figures have been regrouped and reclassified to conform to current year's classification. The aforesaid change has no impact on the profit of the Bank for the year ended 31 March 2017.

Repurchase and reverse repurchase transactions with RBI under Liquidity Adjustment Facility/Marginal Standing Facility

In terms of RBI circular no. FMRD.DIRD.10/14.03.002/2015-16 dated 19 May 2016, repurchase and reverse repurchase transactions with RBI under Liquidity Adjustment Facility/Marginal Standing Facility are accounted for as borrowing and lending respectively as against the earlier practice of including the same under investments. Previous year figures have been regrouped and reclassified to conform to current year's classification. The aforesaid change has no impact on the profit of the Bank for the year ended 31 March 2017.

Fiscal 2019

Provision on standard advances

With effect from 31 March 2019, in the case of provision on standard advances, the Bank adopted a more stringent policy of maintaining provisions on corporate standard advances rated 'BB and Below' and all SMA-2 advances as reported to CRILC, at rates that are higher than those prescribed by the RBI. As a result, provisions and contingencies for fiscal 2019 are higher than they would have been prior to the adoption of this new accounting policy by ₹ 3.78 billion, with a consequent reduction to the Bank's profit before tax for the year.

Adoption of Ind AS

The Financial Statements and other financial information included or incorporated by reference in this Private Placement Document are based on the Bank's standalone financial statements prepared in accordance with Indian GAAP. The Institute of Chartered Accountants of India has issued Ind AS, a revised set of accounting standards, which largely converges the Indian accounting standards with International Financial Reporting Standards. The Ministry of Corporate Affairs, which is the law making authority for adoption of accounting standards in India, has notified these Ind AS for adoption. Further, the ministry has also issued a roadmap for transition to Ind AS by Indian companies in a phased manner starting from 1 April 2016. For banking companies and non-banking finance companies, the implementation of Ind AS, which was earlier to begin from 1 April 2018, has been deferred until further notice as recommended legislative amendments were still under consideration by the Government. The RBI does not permit banks to adopt Ind AS earlier than the official implementation timelines. However, the Bank's IT systems and other processes are already in the advanced stages of Ind AS implementation.

Ind AS 109 – Financial Instruments (Standard equivalent to International Financial Reporting Standard 9) would have a significant impact on the way financial assets and liabilities are classified and measured, resulting in volatility in profit or loss and equity. Ind AS will change, among other things, the Bank's methodology for estimating allowances for probable loan losses and for classifying and valuing its investment portfolio and its revenue recognition policy. For more information, see "**Key Regulations and Policies in India—Laws, rules and regulations governing the Bank—Indian Accounting Standards**" and "**Risk Factors—Indian accounting principles differ from those which prospective investors may be familiar with in other countries. In addition, the effects of the planned convergence with, and adoption of, IFRS are uncertain.**" on pages 208 and 87.

Results for the Three Months Ended 30 June 2019 Compared to the Three Months Ended 30 June 2018

Summary of Performance

	Three Months Ended 30 June		
	2018	2019	% change
	(₹ in millions, except percentages)		
Interest Earned (A).....	127,770	152,549	19.39%

	Three Months Ended 30 June		
	2018	2019	% change
	(₹ in millions, except percentages)		
Other Income (B)	29,250	38,688	32.27%
Interest Expended (C).....	76,102	94,113	23.67%
Operating Expense (D).....	37,197	38,196	2.69%
Provisions and Contingencies (E)	36,710	45,227	23.20%
Net Profit (A+B-C-D-E).....	7,011	13,701	95.42%

Interest Earned

Total interest earned increased by ₹ 24.78 billion, or 19.39%, from ₹ 127.77 billion in the three months ended 30 June 2018 to ₹ 152.55 billion in the three months ended 30 June 2019. This increase was primarily a result of the following factors:

- a ₹ 18.49 billion, or 19.25%, increase in income derived from interest/discount on advances/bills from ₹ 96.12 billion in the three months ended 30 June 2018 to ₹ 114.61 billion in the three months ended 30 June 2019, primarily due to (i) a 13.66% increase in the daily average volume of advances due primarily to an increase in volume of retail advances, and (ii) an increase in the average yield on advances from 9.23% in the three months ended 30 June 2018 to 9.72% in the three months ended 30 June 2019 (based on daily average balances) primarily due to an increase in the MCLR base interest rate in the three months ended 30 June 2019 as compared to the three months ended 30 June 2018; and
- a ₹ 4.37 billion, or 16.29%, increase in income on investments from ₹ 26.82 billion in the three months ended 30 June 2018 to ₹ 31.19 billion in the three months ended 30 June 2019, primarily due to (i) a 13.13% increase in the daily average volume of investments due to an increase investments during the quarter to meet higher statutory liquidity ratio requirements, and (ii) an increase in the average yield on investments from 7.17% in the three months ended 30 June 2018 to 7.37% in the three months ended 30 June 2019 (based on daily average balances) primarily due to an increase in the yield of commercial paper and certificate of deposits.

Other Income

Other income increased by ₹ 9.44 billion, or 32.27%, from ₹ 29.25 billion in the three months ended 30 June 2018 to ₹ 38.69 billion in the three months ended 30 June 2019. This increase was primarily a result of the following factors:

- a ₹ 5.50 billion, or 30.34%, increase in fee income from commission, exchange and brokerage from ₹ 18.13 billion in the three months ended 30 June 2018 to ₹ 23.63 billion in the three months ended 30 June 2019, primarily due to an increase in fees from retail segment in comparison with June 2018; and
- a ₹ 7.30 billion, increase in trading profit from ₹ 1.02 billion in the three months ended 30 June 2018 to ₹ 8.32 billion in the three months ended 30 June 2019, primarily due to gain on sale of government securities and bonds and debentures.

These effects were partially offset by a ₹ 3.32 billion, or 47.09%, decrease in Miscellaneous Income from ₹ 7.05 billion in the three months ended 30 June 2018 to ₹ 3.73 billion in the three months ended 30 June 2019, primarily due to lower recovery from written off accounts.

Interest Expended

Total interest expended increased by ₹ 18.01 billion, or 23.67%, from ₹ 76.10 billion in the three months ended 30 June 2018 to ₹ 94.11 billion in the three months ended 30 June 2019. This increase was primarily a result of a ₹ 18.71 billion, or 35.73%, increase in interest expenses on deposits from ₹ 52.37 billion in the three months ended 30 June 2018 to ₹ 71.08 billion in the three months ended 30 June 2019, primarily due to (i) a 24.21% increase in the daily average volume of interest-bearing liabilities primarily due to an increase in the amounts of retail term deposits, and (ii) an increase in the cost of funds of interest-bearing liabilities from 5.23% in the three months ended 30 June 2018 to 5.70% in the three months ended 30 June 2019 (based on daily average balances) due to an increase in deposits resulting from the Bank's increased focus on retail term deposits as part of its overall deposits strategy.

This effect was partially offset by a ₹ 0.70 billion, or 2.95%, decrease in interest on borrowings and other interest

expenses from ₹ 23.73 billion in the three months ended 30 June 2018 to ₹ 23.04 billion in the three months ended 30 June 2019, primarily due to a 14.76% decrease in the daily average of other interest-bearing liabilities mainly due to decrease in the amount of funds borrowed by overseas branches (inter-bank and MTN borrowings). The decrease in other interest expenses was partially offset by an increase in the average cost of other interest-bearing liabilities from 6.06% in the three months ended 30 June 2018 to 6.93% in the three months ended 30 June 2019 (based on daily average balances) due to an increase in the cost of funds borrowed by overseas branches (inter-bank and MTN borrowings).

Operating Expenses

Operating expense increased by ₹ 1.00 billion, or 2.69%, from ₹ 37.20 billion in the three months ended 30 June 2018 to ₹ 38.20 billion in the three months ended 30 June 2019. This increase was primarily a result of the following factors:

- a ₹ 0.21 billion, or 0.84%, increase in other expenditures (including printing and stationery, advertisement and publicity, directors' fees/allowances and expenses, auditor's fees and expenses, law charges, postage/telegrams/telephone costs, insurance, depreciation on the Bank's property and other expenditure), from ₹ 24.92 billion in the three months ended 30 June 2018 to ₹ 25.13 billion in the three months ended 30 June 2019, primarily due to an increase in balance enquiry and cash withdrawal charges, direct selling agent commissions, sales commissions and travel expenses, insurance expenses, and professional fees due to the growth of the Bank's network and other infrastructure required to support the Bank's existing and new businesses; and
- a ₹ 0.79 billion, or 6.43%, increase in payment to and provisions for employees from ₹ 12.28 billion in the three months ended 30 June 2018 to ₹ 13.07 billion in the three months ended 30 June 2019, primarily due to 3.33% increase in employee numbers on account of the growth of the Bank's network and employee wage increases.

Provisions and Contingencies

Total provision and contingencies increased by ₹ 8.52 billion, or 23.21%, from ₹ 36.71 billion in the three months ended 30 June 2018 to ₹ 45.23 billion in the three months ended 30 June 2019. This increase was primarily a result of the following factors:

- the Bank's provision for loan losses, including general provisions, restructuring provisions and provisions for other contingencies increased by ₹ 6.76 billion, or 21.11%, from ₹ 32.03 billion in the three months ended 30 June 2018 to ₹ 38.79 billion in the three months ended 30 June 2019, primarily due to (i) a ₹ 1.81 billion, or 5.90 %, decrease in NPA provisions due to a decrease in NPAs as compared to June 2018; (ii) additional provisions made voluntarily by the Bank amounting to ₹ 4.59 billion in the three months ended 30 June 2019 (without corresponding amounts in the three months ended 30 June 2018) relating to non-fund based advances to non-performing borrowers; and (iii) additional provisions amounting to ₹ 5.35 billion in the three months ended 30 June 2019 (without corresponding amounts in the three months ended 30 June 2018) relating to land acquired as satisfaction of claims, which were made in accordance with RBI recommendations.
- These effects were partially offset by the following factors:
- a ₹ 3.75 billion, or 112.48%, increase in the Bank's provision for tax in the three months ended 30 June 2019, primarily due to a ₹ 10.44 billion, or 100.92%, increase in profit before tax (net profit for the year plus provision for taxation)
- a ₹ 1.99 billion, or 147.74%, decrease in the Bank's provisions for depreciation in value of investments, from ₹ 1.35 billion in the three months ended 30 June 2018 to write back of ₹ 0.64 billion in the three months ended 30 June 2019, primarily due to write back in provision on the Bank's portfolio of bonds and debentures.

Net Profit

As a result of the foregoing factors, the Bank's net profit increased by ₹ 6.69 billion, or 95.43%, from ₹ 7.01 billion in the three months ended 30 June 2018 to ₹ 13.70 billion in the three months ended 30 June 2019.

Financial Condition

Assets

The following table sets forth the principal components of the Bank's assets as at 30 June 2018 and 30 June 2019.

	As at 30 June 2018	As at 30 June 2019	%
(₹ in millions, except percentages)			
Cash and balances with the RBI (A)	276,378	284,280	2.86
Balances with banks and money at call and short notice (B)	121,487	98,489	(18.93)
Total cash and cash equivalents (C=A+B)	397,866	382,769	(3.79)
Government securities (net) (D).....	1,110,374	1,295,354	16.66
Other securities (net)(1) (E)	435,863	462,561	6.13
Total investment (net) (F=D+E).....	1,546,136	1,757,915	13.70
Non-retail advances (net)(2) (G)	2,294,264	2,390,707	4.20
Retail advances (net)(3) (H)	2,116,481	2,582,053	22.00
Total Advances (net) (I=G+H)	4,410,744	4,972,760	12.74
Fixed assets (J)	39,685	40,532	2.13
Other assets (K)	532,428	591,686	11.13
Total Assets (C+F+I+J+K)	6,926,859	7,745,662	11.82

- (1) Other securities include shares, debentures and bonds, investment in Subsidiaries/Joint Ventures and others (Mutual Funds, CD/CP, security receipts, pass through certificates etc.)
- (2) The Bank's non-retail loans/advances include advances to corporates and SMEs. Advances to corporates comprise lending to corporate customers in the form of working capital finance, project and corporate finance. The Bank's SME advances consist of lending to small and medium enterprises in the form of overdrafts, cash credit, demand loans, medium and long-term loans, discounting of bills and corporate agriculture lending.
- (3) The Bank's retail loans/advances consist of schematic loans in the form of mortgage loans, automobile loans, personal loans, gold loans, retail agriculture loans, etc. and non-schematic loans in the form of outstanding under credit cards, loans against deposits, loans against securities, etc.

The Bank's total assets increased by ₹ 818.80 billion, or 11.82%, from ₹ 6,926.86 billion as at 30 June 2018 to ₹ 7,745.66 billion as at 30 June 2019. This increase was primarily a result of the following factors:

- Total cash and cash equivalents decreased by ₹ 15.10 billion, or 3.79%, from ₹ 397.87 billion as at June 2019 as compared to ₹ 382.77 billion as at June 2018.
- The Bank's total investments (net) increased by ₹ 211.78 billion, or 13.70%, from ₹ 1,546.14 billion as at 30 June 2018 to ₹ 1,757.92 billion as at 30 June 2019. This increase was primarily due to (i) a ₹ 185.08 billion, or 16.67%, increase in the Bank's investments in Government securities (including investments held to meet SLR requirements), and (ii) a ₹ 26.70 billion, or 6.13%, increase in the Bank's investments in other than government securities;
- The Bank's total advances (net) increased by ₹ 562.02 billion, or 12.74%, from ₹ 4,410.74 billion as at 30 June 2018 to ₹ 4,972.76 billion as at 30 June 2019. This increase was primarily due to (i) a ₹ 96.45 billion, or 4.20%, increase in the Bank's non-retail advances, and (ii) a ₹ 465.57 billion, or 22.00%, increase in the Bank's retail advances;
- The Bank's net fixed assets increased by ₹ 0.84 billion, or 2.13%, from ₹ 39.69 billion as at 30 June 2018 to ₹ 40.53 billion as at 30 June 2019 primarily due to a capitalization of premises; and
- Other assets increased by ₹ 59.26 billion, or 11.13%, from ₹ 532.43 billion as at 30 June 2018 to ₹ 591.69 billion as at 30 June 2019. This increase was primarily due to positive marked-to-market which was higher in June 2019 as compared to June 2018.

Liabilities and Shareholders' Funds

The following table sets forth the principal components of the Bank's liabilities and shareholders' funds as at 30 June 2018 and 30 June 2019.

	As at 30 June 2018	As at 30 June 2019	%
(₹ in millions, except percentages)			
Capital (A).....	5,136	5,239	2.01
Reserves and surplus (B).....	636,725	707,037	11.04
Total Shareholders' funds (C=A+B).....	641,861	712,276	10.97
Deposits (D).....	4,470,793	5,406,777	20.94
Borrowings (E).....	1,522,271	1,301,214	(14.52)
Other liabilities and provisions (F).....	291,934	325,395	11.46
Total liabilities and shareholders' funds (C+D+E+F).....	6,926,859	7,745,662	11.82

The Bank's total liabilities and shareholders' funds increased by ₹ 818.80 billion, or 11.82%, from ₹ 6,926.86 billion as at 30 June 2018 to ₹ 7,745.66 billion as at 30 June 2019. This increase was primarily due to the following factors:

- Deposits increased by ₹ 935.99 billion, or 20.94%, from ₹ 4,470.79 billion as at 30 June 2018 to ₹ 5,406.78 billion as at 30 June 2019. This increase in deposits was the result of (i) a ₹ 797.62 billion, or 33.59%, increase in term deposits, from ₹ 2,374.42 billion as at 30 June 2018 to ₹ 3,172.04 billion as at 30 June 2019; (ii) a ₹ 138.37 billion, or 6.60%, increase in CASA deposits (savings and demand account deposits), from ₹ 2,096.37 billion as at 30 June 2018 to ₹ 2,234.74 billion as at 30 June 2019.
- Borrowings decreased by ₹ 221.06 billion, or 14.52%, from ₹ 1,522.27 billion as at 30 June 2018 to ₹ 1,301.21 billion as at 30 June 2019 primarily as a result of decrease in overseas borrowings;
- Other liabilities and provisions increased by ₹ 33.46 billion, or 11.46%, from ₹ 291.93 billion as at 30 June 2018 to ₹ 325.39 billion as at 30 June 2019, primarily as a result of negative marked-to-market which was higher in June 2019 as compared to June 2018; and
- Shareholders' funds increased by ₹ 70.42 billion, or 10.97%, from ₹ 641.86 billion as at 30 June 2018 to ₹ 712.28 billion as at 30 June 2019 primarily as a result of the exercise of warrants, employee stock options and an increase in net profit.

Results for the Fiscal Ended 31 March 2019 Compared to the Fiscal Ended 31 March 2018

Summary of Performance

	Year ended 31 March		
	2018	2019	%
(₹ in millions, except percentages)			
Interest Earned (A).....	457,803	549,858	20.11
Other Income (B).....	109,671	131,303	19.73
Interest Expended (C).....	271,626	332,776	22.51
Operating Expense (D).....	139,903	158,334	13.17
Provisions and Contingencies (E).....	153,188	143,285	(6.46)
Net Profit (A+B-C-D-E).....	2,757	46,766	-

After enduring a challenging period in fiscals 2017 and 2018, driven primarily by a decline in the credit quality of the Bank's corporate clients and, consequently, a significant increase in the provisions and contingencies for non-performing assets, the Bank's asset quality metrics began to improve during fiscal 2019. New additions to non-performing loans moderated significantly from the highs witnessed in fiscal 2018, thus leading to a reduction in the Bank's NPA ratios. The Bank's net profit increased in fiscal 2019 from ₹ 2.76 billion in fiscal 2018 to ₹ 46.77 billion in fiscal 2019, primarily on account of higher net interest income and non-interest income, as well as lower provisions for non-performing assets, as further discussed below.

Interest Earned

Total interest earned increased by ₹ 92.05 billion, or 20.11% from ₹ 457.80 billion in fiscal 2018 to ₹ 549.86 billion in fiscal 2019. This increase was primarily a result of the following factors:

- a ₹ 71.85 billion, or 21.05%, increase in income derived from interest/discount on advances/bills from ₹ 341.37 billion in fiscal 2018 to ₹ 413.22 billion in fiscal 2019. This is primarily due to (i) a 17.07%

increase in the daily average volume of advances in fiscal 2019 due to an increase in retail advances; and (ii) an increase in the average yield on advances from 9.12% in fiscal 2018 to 9.44% in fiscal 2019 (based on daily average balances) due to lower interest reversals on NPAs and a 60 bps increase in the MCLR lending rate in fiscal 2019.

- a ₹ 13.66 billion, or 13.68%, increase in income on investments from ₹ 99.83 billion in fiscal 2018 to ₹ 113.49 billion in fiscal 2019, primarily due to (i) an 11.17% increase in the daily average volume of investments in fiscal 2019 due to additional investments made in government securities during fiscal 2019 to meet higher statutory liquidity ratio requirements, and (ii) an increase in average yield on investments from 7.14% in fiscal 2018 to 7.28% in fiscal 2019 (based on daily average balances) due to an increase in yield on commercial paper and certificate of deposits; and
- a ₹ 6.55 billion, or 39.48%, increase in other interest income from ₹ 16.60 billion in fiscal 2018 to ₹ 23.15 billion in fiscal 2019, primarily due to an increase in the volume of average lending and priority sector shortfall deposits, which increased from ₹ 186.69 billion in fiscal 2018 to ₹ 238.64 billion in fiscal 2019.

Other Income

Other income increased by ₹ 21.63 billion, or 19.72%, from ₹ 109.67 billion in fiscal 2018 to ₹ 131.30 billion in fiscal 2019. This increase was primarily a result of the following factors:

- a ₹ 15.49 billion increase in miscellaneous income, from ₹ 4.83 billion in fiscal 2018 to ₹ 20.32 billion in fiscal 2019, mainly on account of recovery in written off accounts. The Bank recovered ₹ 18.67 billion from written off accounts in fiscal 2019 compared to ₹ 1.83 billion in fiscal 2018. Recoveries primarily came from the iron and steel sector; and
- a ₹ 11.24 billion, or 14.54%, increase in fee income from commission, exchange and brokerage, from ₹ 77.30 billion in fiscal 2018 to ₹ 88.54 billion in fiscal 2019, primarily due to a ₹ 12.54 billion, or 25.65%, increase in retail fee income due to an increase in retail advances.

These effects were partially offset by a ₹ 5.67 billion, or 42.8%, decrease in net profits on sale of investments, from ₹ 13.25 billion in fiscal 2018 to ₹ 7.6 billion in fiscal 2019, primarily due to lower profits on the Bank's government securities and bond portfolio in fiscal 2019 as compared to fiscal 2018.

Interest Expended

Total interest expended increased by ₹ 61.15 billion, or 22.51%, from ₹ 271.63 billion in fiscal 2018 to ₹ 332.78 billion in fiscal 2019. This increase was primarily a result of the following factors:

- a ₹ 45.34 billion, or 23.65%, increase in interest paid on deposits, from ₹ 191.73 billion in fiscal 2018 to ₹ 237.08 billion in fiscal 2019, primarily due to (i) a 16.57% increase in the daily average volume of interest-bearing liabilities due to an increase in retail term deposits as well as CASA deposits, and (ii) an increase in the average cost of interest-bearing liabilities from 5.15% in fiscal 2018 to 5.43% in fiscal 2019 (based on daily average balances) due to an increase in the cost of deposits resulting from the Bank's increased focus on retail term deposits as part of its overall deposits strategy; and
- a ₹ 16.39 billion, or 20.79%, increase in interest on Reserve Bank of India (RBI)/inter-bank borrowings and other interest expenses, from ₹ 78.88 billion in fiscal 2018 to ₹ 95.27 billion in fiscal 2019, primarily due to (i) a 11.96% increase in the daily average volume of RBI/inter-bank borrowings and other interest-bearing liabilities primarily due to an increase in refinance, foreign exchange denominated borrowings, and (ii) an increase in the average cost of RBI/inter-bank borrowings and other interest-bearing liabilities from 5.91% in fiscal 2018 to 6.37% in fiscal 2019 (based on daily average balances) due to an increase in cost of funds of overseas borrowings (Inter-Bank and MTN borrowings).

Operating Expense

Operating expense increased by ₹ 18.43 billion, or 13.17%, from ₹ 139.90 billion in fiscal 2018 to ₹ 158.33 billion in fiscal 2019. This increase was primarily a result of the following factors:

- a ₹ 14.09 billion, or 14.56%, increase in other expenditures (including printing and stationery, advertisement and publicity, directors' fees/allowances and expenses, auditor's fees and expenses, law

charges, postage/telegrams/ telephones, insurance, depreciation on the Bank's property and other expenditure), from ₹ 96.77 billion in fiscal 2018 to ₹ 110.86 billion in fiscal 2019. This is primarily due to an increase in balance enquiry and cash withdrawal charges, direct selling agent commissions, sales commissions and travel expenses, insurance expenses, and professional fees due to the growth of the Bank's network and other infrastructure required to support the Bank's existing and new businesses; and

- a ₹ 4.34 billion, or 10.07%, increase in payment to and provisions for employees (including salaries, allowances and other staff benefits) from ₹ 43.13 billion in fiscal 2018 to ₹ 47.47 billion in fiscal 2019, primarily due to 3.90% increase in employee numbers in fiscal 2019 the growth of the Bank's network and other infrastructure required to support the Bank's existing and new businesses.

Provisions and Contingencies

Provisions and contingencies decreased by ₹ 9.91 billion, or 6.47%, from ₹ 153.19 billion in fiscal 2018 to ₹ 143.28 billion in fiscal 2019. This decrease was primarily a result of a ₹ 39.53 billion, or 25.20%, decrease in the Bank's provision for non-performing assets (including bad debts, written off and writebacks) including provision for restructured assets/ strategic debt restructuring/ sustainable structuring, provision towards standard assets, provision for unhedged foreign currency exposure, provision for country risk and provision for contingencies from ₹ 156.84 billion in fiscal 2018 to ₹ 117.31 billion in fiscal 2019. This was primarily as a result of write-backs of NPA provisions in fiscal 2019 due to the Bank's improving asset quality metrics and decreasing rates of new gross additions to non-performing loans from ₹ 334.19 billion in fiscal 2018 to ₹ 138.71 billion in fiscal 2019, which effect was partially offset by the creation of provisions amounting to ₹ 5.35 billion in fiscal 2019 relating to non-banking assets acquired by the Bank on satisfaction of claims.

These effects were partially offset by the following factors:

- a ₹ 24.51 billion increase in provision for tax resulting from the creation of ₹ 22.98 billion in provision for income tax in fiscal 2019 as compared to a ₹ 1.54 billion write back of provisions in fiscal 2018. This increase was primarily due to a ₹ 68.52 billion increase in the Bank's profit before tax (net profit for the year plus provision for taxation) from ₹ 1.22 billion in fiscal 2018 to ₹ 69.74 billion in fiscal 2019; and
- a ₹ 5.11 billion increase in provisions and contingencies due to provision for depreciation in value of investments amounting to ₹ 3.00 billion in fiscal 2019 as compared to a write back provision of ₹ 2.11 billion in fiscal 2018. This effect was primarily a result of a decrease in the mark-to-market net asset value of the Bank's securities portfolio.

Net Profit

As a result of the foregoing factors, the Bank's net profit increased multifold from ₹ 2.76 billion in fiscal 2018 to ₹ 46.77 billion in fiscal 2019.

Financial Condition

Assets

The following table sets forth the principal components of the Bank's assets as at 31 March 2018 and 31 March 2019.

	As of 31 March		
	2018	2019	%
	(₹ in millions, except percentages)		
Cash and balances with the RBI (A)	354,811	350,990	(1.08)
Balances with banks and money at call and short notice (B)..	79,738	321,056	302.64
Total cash and cash equivalents (C=A+B).....	434,549	672,046	54.65
Government securities (net) (D).....	1,040,532	1,202,394	15.56
Other securities (net)(1) (E)	498,229	547,299	9.85
Total investment (net) (F=D+E)	1,538,761	1,749,693	13.71
Non-retail advances (net)(2) (G)	2,331,857	2,489,860	6.78
Retail advances (net)(3) (H)	2,064,646	2,458,120	19.06
Total Advances (net) (I=G+H)	4,396,503	4,947,980	12.54
Fixed assets (J)	39,717	40,366	1.63
Other assets (K)	503,766	599,880	19.08

	As of 31 March		
	2018	2019	%
	(₹ in millions, except percentages)		
Total Assets (C+F+I+J+K)	6,913,296	8,009,965	15.86

- (1) Other securities include shares, debentures and bonds, investment in Subsidiaries/Joint Ventures and others (Mutual Funds, CD/CP, security receipts, pass through certificates etc.)
- (2) The Bank's non-retail loans/advances include advances to corporates and SMEs. Advances to corporates comprise lending to corporate customers in the form of working capital finance, project and corporate finance. The Bank's SME advances consist of lending to small and medium enterprises in the form of overdrafts, cash credit, demand loans, medium and long-term loans, discounting of bills and corporate agriculture lending.
- (3) The Bank's retail loans/advances consist of schematic loans in the form of mortgage loans, automobile loans, personal loans, gold loans, retail agriculture loans, etc. and non-schematic loans in the form of outstanding under credit cards, loans against deposits, loans against securities, etc.

The Bank's total assets increased by 15.86% from ₹ 6,913.30 billion as at 31 March 2018 to ₹ 8,009.97 billion as at 31 March 2019. This increase was primarily a result of the following factors:

- Total cash and cash equivalents increased by 54.65%, from ₹ 434.55 billion as at 31 March 2018 to ₹ 672.05 billion as at 31 March 2019;
- The Bank's total investments (net) increased by 13.71%, from ₹ 1,538.76 billion as at 31 March 2018 to ₹ 1,749.69 billion as at 31 March 2019. The Bank's investments in Government securities (including investments held to meet higher statutory liquidity ratio requirements) also increased by 15.56%, from ₹ 1,040.53 billion as at 31 March 2018 to ₹ 1,202.39 billion as at 31 March 2019. The Bank's investments in other securities increased by 9.85%, from ₹ 498.23 billion as at 31 March 2018 to ₹ 547.30 billion as at 31 March 2019;
- The Bank's total advances (net) increased by 12.54%, from ₹ 4,396.50 billion as at 31 March 2018 to ₹ 4,947.98 billion as at 31 March 2019. The Bank's non-retail advances grew by 6.78%, from ₹ 2,331.86 billion as at 31 March 2018 to ₹ 2,489.86 billion as at 31 March 2019. The Bank's retail advances also increased by 19.06%, from ₹ 2,064.65 billion as at 31 March 2018 to ₹ 2,458.12 billion as at 31 March 2019;
- The Bank's fixed assets increased by 1.63%, from ₹ 39.72 billion as at 31 March 2018 to ₹ 40.37 billion as at 31 March 2019; and
- Other assets increased by 19.08%, from ₹ 503.77 billion as at 31 March 2018 to ₹ 599.88 billion as at 31 March 2019. The increase is primarily due to an increase in accrued income, priority sector shortfall deposits, positive mark-to-market on derivatives and increases in other assets due to general business volume.

Liabilities and Shareholders' Funds

The following table sets forth the principal components of the Bank's liabilities and shareholders' funds as at 31 March 2018 and 31 March 2019.

	As of 31 March		
	2018	2019	%
	(₹ in millions, except percentages)		
Capital (A).....	5,133	5,143	0.19
Reserves and surplus (B).....	629,320	661,620	5.13
Total Shareholders' funds (C=A+B)	634,453	666,763	5.09
Deposits (D).....	4,536,227	5,484,713	20.91
Borrowings (E).....	1,480,161	1,527,758	3.22
Other liabilities and provisions (F).....	262,455	330,731	26.01
Total liabilities and shareholders' funds (C+D+E+F)	6,913,296	8,009,965	15.86

The Bank's total liabilities and shareholders' funds increased by 15.86%, from ₹ 6,913.30 billion as at 31 March 2018 to ₹ 8,009.97 billion as at 31 March 2019. This increase was primarily a result of the following factors:

- Deposits increased by 20.91%, from ₹ 4,536.23 billion as at 31 March 2018 to ₹ 5,484.71 billion as at 31 March 2019. This growth in deposits was the result of an increased focus on retail and corporate

customers and the Bank's success in leveraging on its growing network of branches, extension counters and ATMs. Term deposits increased by 45.43%, from ₹ 2,097.71 billion as at 31 March 2018 to ₹ 3,050.77 billion as at 31 March 2019. CASA deposits (savings and demand deposits) remained stable.

- Borrowings increased by 3.22%, from ₹ 1,480.16 billion as at 31 March 2018 to ₹ 1,527.76 billion as at 31 March 2019.
- Other liabilities and provisions increased by 26.01%, from ₹ 262.45 billion as at 31 March 2018 to ₹ 330.73 billion as at 31 March 2019 primarily due to a decrease in the mark-to-market value of the Bank's securities portfolio.
- Shareholders' funds increased by 5.09%, from ₹ 634.45 billion as at 31 March 2018 to ₹ 666.76 billion as at 31 March 2019.

Results for the Fiscal Ended 31 March 2018 Compared to the Fiscal Ended 31 March 2017

Summary of Performance

	Year ended 31 March		
	2017	2018	%
	(₹ in millions, except percentages)		
Interest Earned (A)	445,421	457,803	2.78
Other Income (B)	116,913	109,671	(6.19)
Interest Expended (C).....	264,490	271,626	2.70
Operating Expense (D).....	121,999	139,903	14.68
Provisions and Contingencies (E)	139,052	153,188	10.17
Net Profit (A+B-C-D-E).....	36,793	2,757	(92.51)

During fiscal 2018, the Bank continued to experience several challenges relating to a substantial increase in the level of reclassifications of performing loans, including restructured loans, into non-performing status. These challenges followed a phase of significant expansion in investment in the infrastructure and industrial sectors during fiscal 2010 and 2011; however, starting in fiscal 2016, several of the Bank's corporate borrowers began experiencing delays in project implementation, issues assessing raw materials, low demand and a downturn in the global commodity price cycle. As a result, the Bank experienced a decline in the credit quality of its corporate clients. In addition, the RBI had issued revised guidelines on the Resolution of Stressed Assets, which resulted in an increase in reclassifications of performing loans into non-performing loans due to accounts under such schemes losing their standstill benefit and, consequently, requiring a significant increase in the provisions and contingencies for non-performing assets. The Bank's net profit contracted by 92.51% from ₹ 36.79 billion in fiscal 2017 to ₹ 2.76 billion in fiscal 2018, primarily on account of higher provision for non-performing assets, as further discussed below.

Interest Earned

Total interest earned increased by ₹ 12.38 billion, or 2.78%, from ₹ 445.42 billion in fiscal 2017 to ₹ 457.80 billion in fiscal 2018. The increase was primarily a result of the following factors:

- a ₹ 10.13 billion, or 3.06%, increase in income derived from interest/discount on advances/bills from ₹ 331.25 billion in fiscal 2017 to ₹ 341.37 billion in fiscal 2018. This was primarily due to a 10.31% increase in the daily average volume of advances in fiscal 2018 due to an increase in both corporate and retail advances. This increase was partially offset by a decrease in the average yield on advances from 9.77% in fiscal 2017 to 9.12% in fiscal 2018 (based on daily average balances) due to higher interest reversals on NPAs on account of an increase in new additions to non-performing loans in fiscal 2018 as compared to fiscal 2017 and a 20 bps decrease in the RBI base rate; and
- a ₹ 3.60 billion, or 3.75%, increase in income on investments from ₹ 96.23 billion in fiscal 2017 to ₹ 99.83 billion in fiscal 2018, which was primarily due to an increase in the daily average investments by 11.96% from ₹ 1,253.05 billion in fiscal 2017 to ₹ 1,402.95 billion in fiscal 2018, due to additional investment made during the year to meet higher statutory liquidity ratio requirements. This increase in income on investments was partially offset by a decrease in the average yield on investments from 7.49% in fiscal 2017 to 7.14% in fiscal 2018 (based on daily average balances) due to a decrease in yields on commercial paper, bonds and debentures.

Other Income

Other income decreased by ₹ 7.24 billion, or 6.19%, from ₹ 116.91 billion in fiscal 2017 to ₹ 109.67 billion in fiscal 2018. This decrease was primarily a result of a ₹ 18.49 billion, or 58.25%, decrease in net profits on sale of investments, from ₹ 31.74 billion in fiscal 2017 to ₹ 13.25 billion in fiscal 2018, primarily due to lower profit from the sale of securities from the Bank's SLR portfolio recorded in fiscal 2018 due to an increase in benchmark 10-year government yields.

This decrease was partially offset by the following factors:

- a ₹ 7.02 billion, or 9.98%, increase in fee income from commission, exchange and brokerage, from ₹ 70,283 billion in fiscal 2017 to ₹ 77.30 billion in fiscal 2018, primarily due to (i) a ₹ 9.14 billion, or 22.99%, increase in retail fee income primarily due to higher processing fees on retail assets, commissions on card spends, service charges on liability accounts, and fee income from the distribution of third-party personal investment products typically generated from retail banking businesses; and
- a ₹ 3.48 billion, or 32.26%, increase in profit on exchange/derivative transactions (net) from ₹ 10.80 billion in fiscal 2017 to ₹ 14.29 billion in fiscal 2018.

Interest Expended

Total interest expended increased by ₹ 7.14 billion, or 2.70%, from ₹ 264.49 billion in fiscal 2017 to ₹ 271.63 billion in fiscal 2018. This increase was primarily a result of a ₹ 13.88 billion, or 21.36%, increase in interest on RBI/ interbank borrowings and others, from ₹ 68.09 billion in fiscal 2017 to ₹ 79.89 billion in fiscal 2018. This was primarily due to a 19.05% increase in the daily average volume of other interest-bearing liabilities due to an increase in refinanced, subordinated debt and hybrid borrowing, and (ii) an increase in the average cost of other interest-bearing liabilities, from 5.79% in fiscal 2017 to 5.91% in fiscal 2018 (based on daily average balances), due to an increase in the cost of refinanced borrowings.

This increase was partially offset by a ₹ 4.66 billion, or 2.37%, decrease in interest paid on deposits, from ₹ 196.40 billion in fiscal 2017 to ₹ 191.73 billion in fiscal 2018. This decrease was primarily due to a decrease in the average cost of interest-bearing liabilities, from 5.54% in fiscal 2017 to 4.89% in fiscal 2018 (based on daily average balances), due to a decrease in the average cost of non-retail term deposits, which effect was partially offset by a 10.53% increase in the daily average volume of deposits.

Operating Expenses

Operating expenses increased by ₹ 17.90 billion, or 14.68%, from ₹ 122.00 billion in fiscal 2017 to ₹ 139.90 billion in fiscal 2018. This increase was primarily a result of the following factors:

- a ₹ 13.69 billion, or 16.48%, increase in other expenditures (including rent, taxes and lighting, printing and stationery, advertisement and publicity, directors' fees/allowances and expenses, auditor's fees and expenses, law charges, postage/telegrams/telephone expenses, insurance, depreciation on the Bank's property and other expenditures), from ₹ 83.08 billion in fiscal 2017 to ₹ 96.77 billion in fiscal 2018. This is primarily due to an increase in balance enquiry and cash withdrawal charges, direct selling agent commissions, sales commissions and travel expenses, insurance expenses, professional fees, and also due to network expansion and an increase in general business volumes on account of the growth of the Bank's network and other infrastructure required to support the Bank's existing and new businesses;
- a ₹ 4.21 billion, or 10.82%, increase in payment to and provisions for employees (including salaries, allowances and other staff benefits) from ₹ 38.92 billion in fiscal 2017 to ₹ 43.13 billion in fiscal 2018. This is primarily due to a 5.29% increase in employee numbers in fiscal 2018 mainly on account of the growth of the Bank's network and other infrastructure required to support the Bank's existing and new businesses.

Provisions and Contingencies

Provisions and contingencies increased by ₹ 14.14 billion, or 10.17%, from ₹ 139.05 billion in fiscal 2017 to ₹ 153.19 billion in fiscal 2018.

This increase was primarily a result of a ₹ 38.06 billion, or 32.04%, increase in the Bank's provision for non-performing assets (including bad debts written off and write backs), including provision for restructured

assets/Strategic debt restructuring/Sustainable structuring, provision towards standard assets, provision for unhedged foreign currency exposure, provision for country risk and provision for contingencies from ₹ 118.78 billion in fiscal 2017 to ₹ 156.84 billion in fiscal 2018. This increase was primarily a result of a higher net addition to NPAs during fiscal 2018 as compared to fiscal 2017, with gross NPAs amounting to ₹ 342.49 billion as at 31 March 2018 as compared to ₹ 212.80 billion as at 31 March 2017 on account of an increase in new additions to the NPA category during the year. The RBI had issued revised guidelines on the Resolution of Stressed Assets. Under the revised guidelines, previous instructions on the resolution of stressed assets such as the Framework on Revitalising Stressed Assets, Corporate Debt Restructuring Scheme, Flexible Structuring of Existing Long Term Project Loans, SDR Scheme were withdrawn. This has resulted in an increase in new additions to the NPA category due to accounts under such schemes losing their standstill benefit. This increase was partially offset by a decrease in provision for restructured assets/strategic debt restructuring/sustainable structuring or bad debts written off from ₹ 2.90 billion in fiscal 2017 to a write back of ₹ 3.07 billion in fiscal 2018.

This increase was partially offset by the following factors:

- a ₹ 19.42 billion, provision for tax, which was a write back of ₹ 1.54 billion in fiscal 2018 as against creation of provision for income tax to ₹ 17.88 billion in fiscal 2017. This decrease in provision was primarily due to a ₹ 1.22 billion decrease in the Bank's profit before tax (net profit for the year plus provision for taxation) from ₹ 54.68 billion in fiscal 2017 to ₹ 53.46 billion in fiscal 2018; and
- a ₹ 4.50 billion write back on provisions and contingencies due to the write back of provision for depreciation in value of investments amounting to ₹ 2.11 billion in fiscal 2018 as against creation of ₹ 2.39 billion in fiscal 2017. The decrease in provision is primarily due to discontinuation of various restructuring schemes following the RBI circular issued on 12 February 2018 (RBI/2017-18/131 DBR.No.BP.BC.101/21.04.048/2017-18), which led to an increase in non-performing investments, decrease in standard investments and consequently led to a decrease in provisions for depreciation.

Net Profit

As a result of the foregoing factors, the Bank's net profit decreased by 92.51%, from ₹ 36.79 billion in fiscal 2017 to ₹ 2.76 billion in fiscal 2018.

Financial Condition

Assets

The following table sets forth the principal components of the Bank's assets as at 31 March 2017 and 31 March 2018.

	As of 31 March		
	2017	2018	%
(₹ in millions, except percentages)			
Cash and balances with the RBI (A)	308,579	354,811	14.98%
Balances with banks and money at call and short notice (B).	193,983	79,738	(58.89)%
Total cash and cash equivalents (C=A+B).....	502,562	434,549	(13.53)%
Government securities (net) (D).....	930,079	1,040,530	11.88%
Other securities (net)(1) (E)	357,855	498,231	39.23%
Total investment (net) (F=D+E)	1,287,934	1,538,761	19.48%
Non-retail advances (net)(2) (G)	2,050,764	2,331,857	13.71%
Retail advances (net)(3) (H)	1,679,929	2,064,646	22.90%
Total Advances (net) (I=G+H)	3,730,693	4,396,503	17.85%
Fixed assets (J)	37,469	39,717	6.00%
Other assets (K)	456,019	503,766	10.47%
Total Assets (C+F+I+J+K)	6,014,677	6,913,296	14.94%

- (1) Other securities include shares, debentures and bonds, investment in Subsidiaries/Joint Ventures and others (Mutual Funds, CD/CP, security receipts, pass through certificates etc.)
- (2) The Bank's non-retail loans/advances include advances to corporates and SMEs. Advances to corporates comprise lending to corporate customers in the form of working capital finance, project and corporate finance. The Bank's SME advances consist of lending to small and medium enterprises in the form of overdrafts, cash credit, demand loans, medium and long-term loans, discounting of bills and corporate agriculture lending.
- (3) The Bank's retail loans/advances consist of schematic loans in the form of mortgage loans, automobile loans, personal loans, gold loans, retail agriculture loans, etc. and non-schematic loans in the form of outstanding under credit cards, loans against deposits, loans against securities, etc.

The Bank's total assets increased by 14.94% from ₹ 6,014.68 billion as at 31 March 2017 to ₹ 6,913.30 billion as at 31 March 2018. This increase was primarily a result of the following factors:

- Total cash and cash equivalents decreased by 13.53%, from ₹ 502.56 billion as at 31 March 2017 to ₹ 434.55 billion as at 31 March 2018;
- The Bank's total investments (net) increased by 19.48%, from ₹ 1,287.93 billion as at 31 March 2017 to ₹ 1,538.76 billion as at 31 March 2018. The Bank's investments in Government securities (including investments held to meet SLR requirements) also increased by 11.88%, from ₹ 930.08 billion as at 31 March 2017 to ₹ 1,040.53 billion as at 31 March 2018. The Bank's investments in other securities increased by 39.23%, from ₹ 357.86 billion as at 31 March 2017 to ₹ 498.23 billion as at 31 March 2018;
- The Bank's total advances (net) increased by 17.85%, from ₹ 3,730.69 billion as at 31 March 2017 to ₹ 4,396.50 billion as at 31 March 2018. The Bank's non-retail advances grew by 13.71%, from ₹ 2,050.76 billion as at 31 March 2017 to ₹ 2,331.86 billion as at 31 March 2018. The Bank's retail advances also increased by 22.90%, from ₹ 1,679.93 billion as at 31 March 2017 to ₹ 2,064.65 billion as at 31 March 2018;
- The Bank's fixed assets increased by 6.00%, from ₹ 37.47 billion as at 31 March 2017 to ₹ 39.72 billion as at 31 March 2018; and
- Other assets increased by 10.47%, from ₹ 456.02 billion as at 31 March 2017 to ₹ 503.77 billion as at 31 March 2018. The increase is primarily due to an increase in accrued income, deferred tax assets, priority sector shortfall deposits, positive mark-to-market on derivatives and increases in general business volume.

Liabilities and Shareholders' Funds

The following table sets forth the principal components of the Bank's liabilities and shareholders' funds as at 31 March 2017 and 31 March 2018.

	As of 31 March		
	2017	2018	%
(₹ in millions, except percentages)			
Capital (A).....	4,790	5,133	7.16%
Reserves and surplus (B).....	552,835	629,320	13.83%
Total Shareholders' funds (C=A+B).....	557,625	634,453	13.78%
Deposits (D).....	4,143,788	4,536,227	9.47%
Borrowings (E).....	1,050,309	1,480,161	40.93%
Other liabilities and provisions (F).....	262,955	262,455	(0.19)%
Total liabilities and shareholders' funds (C+D+E+F)	6,014,677	6,913,296	14.94%

The Bank's total liabilities and shareholders' funds increased by 14.94%, from ₹ 6,014.68 billion as at 31 March 2017 to ₹ 6,913.30 billion as at 31 March 2018. This increase was primarily a result of the following factors:

- Deposits increased by 9.47%, from ₹ 4,143.79 billion as at 31 March 2017 to ₹ 4,536.23 billion as at 31 March 2018. This growth in deposits was the result of an increased focus on retail and corporate customers and the Bank's success in leveraging on its growing network of branches, extension counters and ATMs. Term deposits increased by 4.19%, from ₹ 2,013.29 billion as at 31 March 2017 to ₹ 2,097.71 billion as at 31 March 2018. CASA deposits (savings and demand deposits) increased by 14.46%, from ₹ 2,130.50 billion as at 31 March 2017 to ₹ 2,438.52 billion as at 31 March 2018. CASA deposits as a percentage of total deposits increased from 51.41%, as at 31 March 2017 to 53.76%, as at 31 March 2018;
- Borrowings increased by 40.93%, from ₹ 1,050.31 billion as at 31 March 2017 to ₹ 1,480.16 billion as at 31 March 2018. The Bank's borrowings under its MTN programme and interbank borrowings from outside of India increased by 19.82%, from ₹ 441.92 billion as at 31 March 2017 to ₹ 529.51 billion as at 31 March 2018;
- Other liabilities and provisions decreased by 0.19%, from ₹ 262.96 billion as at 31 March 2017 to ₹ 262.45 billion as at 31 March 2018; and

- Shareholders' funds increased by 13.78%, from ₹ 557.63 billion as at 31 March 2017 to ₹ 634.45 billion as at 31 March 2018.

Segment Information

In accordance with the segment reporting guidelines issued by the RBI (circular no. DBOD.No.BP.BC.81/21.04.018/2006-07 dated 18 April 2007), the Bank reports its segments as follows:

- **Retail Banking:** constitutes lending to individuals and small businesses through the Bank's branch network and other delivery channels, subject to the orientation, nature of product, granularity of the exposure and the quantum thereof. Retail banking activities also include liability products, card services, internet banking, mobile banking, ATM services, depository, financial advisory services and NRI services.
- **Corporate/Wholesale Banking:** comprises corporate relationships that are not included under the Retail Banking segment (such as cash credit facilities, demand and short-term loans, project finance, export credit, factoring, etc), corporate advisory services, placements and syndication, project appraisals, capital market related services and cash management services.
- **Treasury:** includes investments in sovereign and corporate debt, equity and mutual funds, trading operations, derivative trading and foreign exchange operations on the Bank's proprietary account and for customers. The Treasury segment also includes the Bank's central funding unit.
- **Other Banking Business:** includes para banking activities, such as third party product distribution (e.g., insurance products) and other banking transactions.
- All items which are recognized at the enterprise level are classified under an "Unallocated Assets and Liabilities" classification. These items include deferred tax, money received against share warrants and tax paid in advance net of provision, among other enterprise-level items.
- The Bank's segments as described in this section have been prepared in accordance with the segment reporting guidelines issued by the RBI. The segment reporting guidelines issued by the RBI apply uniformly across the financial sector in India for comparison purposes, and are disclosed by the Bank for regulatory purposes. This presentation of segments differs from the Bank's own internal organization of its operations into business units as presented elsewhere in this Preliminary Placement Document, whereby each business unit comprises a distinct group of assets and operations engaged in providing products and services that are subject to their own distinct set of risks and returns. Accordingly, the term "business unit" refers to the Bank's own internal organization of its operations, while the term "segment" refers to the Bank's segment reporting for regulatory purposes.
- Fiscal 2017 segment results were reclassified in fiscal 2018 on account of a change in the Bank's segment allocation. Accordingly, the following discussion considers comparative numbers for fiscal 2017 as presented in the FY 2018 Audited Financial Statements rather than the fiscal 2017 numbers presented in the FY 2017 Audited Financial Statements.

Retail Banking

Three Months Ended 30 June 2019 Compared to the Three Months Ended 30 June 2018

Segment result (before tax) for the Retail Banking segment increased by ₹ 5.97 billion, or 106.04%, from ₹ 5.63 billion in the three months ended 30 June 2018 to ₹ 11.60 billion in the three months ended 30 June 2019. This increase was primarily due to a ₹ 31.96 billion, or 28.86%, increase in total segment revenue in the three months ended 30 June 2019 primarily due to an increase in the average volume of the retail loan portfolio and an increase in fee income from its credit card portfolio, transaction banking fees and lending linked fees. This effect was partially offset by (i) a ₹ 23.12 billion, or 23.52%, increase in interest expenses and operating expenses primarily due to an increase in the average volume of deposits and investments to expand the Bank's branch network and other infrastructure required to support the Bank's existing and the new businesses; and (ii) a ₹ 2.87 billion increase in provisions for non-performing assets/others primarily on account of an increase in new additions to the NPA category in the three months ended 30 June 2019 as compared to the three months ended 30 June 2018.

Year Ended 31 March 2019 Compared to the Year Ended 31 March 2018

Segment result (before tax) for the Retail Banking segment increased by ₹ 18.98 billion, or 94.85%, from ₹ 20.01 billion in fiscal 2018 to ₹ 38.99 billion in fiscal 2019. This increase was primarily due to a ₹ 85.38 billion, or 21.01%, increase in total segment revenue in fiscal 2019 due to an increase in the average volume of the retail loan portfolio and an increase in fee income from its credit card portfolio and lending linked fees. This effect was partially offset by (i) a ₹ 62.52 billion, or 17.00%, increase in interest expenses and operating expenses primarily due to an increase in the average volume of deposits and investments to expand the branch network and other infrastructure required to support the Bank's existing and the new businesses, and (ii) a ₹ 3.88 billion increase in provisions for non-performing assets/others primarily on account of an increase in new additions to the NPA category.

Year Ended 31 March 2018 Compared to the Year Ended 31 March 2017

Segment result (before tax) for the Retail Banking segment decreased by ₹ 16.00 billion, or 44.43%, from ₹ 36.01 billion in fiscal 2017 to ₹ 20.01 billion in fiscal 2018. This decrease was primarily due to (i) a ₹ 29.75 billion, or 8.80%, increase in interest expenses and operating expenses primarily due to an increase in the average volume of deposits and investments to expand the branch network and other infrastructure required to support the Bank's existing and the new businesses; and (ii) a ₹ 10.19 billion increase in provisions for non-performing assets/others primarily on account of an increase in new additions to the NPA category. These effects were partially offset by an increase of ₹ 23.94 billion, or 6.26%, increase in total segment revenue in fiscal 2018 as compared to fiscal 2017 primarily due to an increase in the average volume of the retail loan portfolio and an increase in fee income from its credit card portfolio and lending linked fees.

Corporate/Wholesale Banking

Three Months Ended 30 June 2019 Compared to the Three Months Ended 30 June 2018

Segment result (before tax) for the Corporate/Wholesale Banking segment decreased by ₹ 6.80 billion from a profit of ₹ 0.26 billion in the three months ended 30 June 2018 to a loss of ₹ 6.54 billion in the three months ended 30 June 2019. This decrease was primarily due to (i) a ₹ 5.19 billion, or 14.93%, increase in interest expenses during the three months ended 30 June 2019 as compared to the three months ended 30 June 2018; and (ii) a ₹ 4.59 billion, or 19.56%, increase in provisions for non-performing assets/others primarily during three months ended 30 June 2019 on account of an increase in new additions to the NPA category as well as additional provisions made by the Bank relating to non-fund based advances to non-performing and weak borrowers during three months ended 30 June 2018 as compared to three months ended 30 June 2019. These effects were partially offset by a ₹ 3.33 billion, or 4.94%, increase in total segment revenue during three months ended 30 June 2019 due to an increase in gross interest income (from external customers) on account of an increase in the size of Bank's loan portfolio.

Year Ended 31 March 2019 Compared to the Year Ended 31 March 2018

Segment result (before tax) for the Corporate/Wholesale Banking segment increased by ₹ 63.44 billion from a loss of ₹ 59.25 billion in fiscal 2018 to a profit of ₹ 4.19 billion in fiscal 2019. This increase was primarily due to (i) a ₹ 51.14 billion, or 22.41%, increase in total segment revenue in fiscal 2019 due to an increase in gross interest income (from external customers) on account of an increase in the size of Bank's loan portfolio and lower interest reversals due to lower additions to NPAs, and an increase in other income on account of recoveries in written off accounts during fiscal 2019; and (ii) a ₹ 28.26 billion, or 23.84%, decrease in provisions for non-performing assets/others primarily in fiscal 2019 on account of a decrease in new additions to the NPA category in fiscal 2019 as compared to fiscal 2018. These effects were partially offset by a ₹ 15.28 billion, or 11.61%, increase in interest expenses in fiscal 2019 as compared to fiscal 2018.

Year Ended 31 March 2018 Compared to the Year Ended 31 March 2017

Segment result loss (before tax) for the Corporate/Wholesale Banking segment increased by ₹ 40.49 billion from a loss of ₹ 18.76 billion in fiscal 2017 to a loss of ₹ 59.25 billion in fiscal 2018. This increase was primarily due to (i) a ₹ 18.11 billion, or 18.03%, increase in provisions for non-performing assets/other provisions in fiscal 2018 on account of an increase in new additions to the NPA category; (ii) a ₹ 12.63 billion, or 5.24%, decrease in total segment revenue in fiscal 2018 primarily due to an increase in interest reversal on account of an increase in new additions to the NPA category, which were higher in fiscal 2018 as compared to fiscal 2017; and (iii) a ₹ 9.75 billion, or 6.13%, increase in interest expenses and operating expense in fiscal 2018 as compared to fiscal 2017.

Treasury

Three Months Ended 30 June 2019 Compared to the Three Months Ended 30 June 2018

Segment result (before tax) for the Treasury segment increased by ₹ 10.87 billion, from ₹ 3.28 billion in the three months ended 30 June 2018 to ₹ 14.15 billion in the three months ended 30 June 2019. This increase was primarily due to a ₹ 12.40 billion, or 22.77%, increase in total segment revenue in the three months ended 30 June 2019 due to increase in interest income on investments. This effect was partially offset by a ₹ 4.22 billion, or 8.78%, as increase in interest expense and operating expenses primarily due to an increase in interest expenses on funds borrowed from other segments and investments to expand the branch network and other infrastructure required to support the Bank's existing and the new businesses.

Year Ended 31 March 2019 Compared to the Year Ended 31 March 2018

Segment result (before tax) for the Treasury segment decreased by ₹ 12.43 billion, or 40.23%, from ₹ 30.90 billion in fiscal 2018 to ₹ 18.47 billion in fiscal 2019. This decrease was primarily due to a ₹ 122.08 billion, or 20.53%, increase in interest expenses and operating expenses primarily due to an increase in interest expenses on funds borrowed from other segments and an increase in investments to expand the branch network and other infrastructure required to support the Bank's existing and the new businesses. This effect was partially offset by (i) a ₹ 98.95 billion, or 15.39%, increase in total segment revenue in fiscal 2019; and (ii) a ₹ 10.70 billion, or 60.80%, decrease in provisions for non-performing assets/others primarily in fiscal 2019 primarily due to lower provisions on non-performing investments on account of lower slippages to the non-performing category in fiscal 2019.

Year Ended 31 March 2018 Compared to the Year Ended 31 March 2017

Segment result (before tax) for the Treasury segment increased by ₹ 2.31 billion, or 8.08%, from ₹ 28.59 billion in fiscal 2017 to ₹ 30.90 billion in fiscal 2018. This effect was primarily due to a ₹ 14.65 billion, or 2.40%, decrease in interest expenses and operating expenses primarily due to lower cost of funds. This effect was partially offset by (i) a ₹ 7.08 billion decrease in total segment revenue in fiscal 2018 as compared to fiscal 2019 primarily due to lower profits on sale of investments; and (ii) a ₹ 5.26 billion, or 42.63%, increase in provisions for non-performing assets/others primarily in fiscal 2018 primarily due to higher provisions on equity shares, preference shares, bonds and debentures acquired on conversion of loan into equity under the SDR/S4A schemes upon these investments turning into non-performing.

Other Banking Business

Three Months Ended 30 June 2019 Compared to the Three Months Ended 30 June 2018

Segment result (before tax) for the Other Banking Business segment increased by ₹ 0.40 billion, or 34.19%, from ₹ 1.17 billion in the three months ended 30 June 2018 to ₹ 1.57 billion in the three months ended 30 June 2019. This increase was primarily due to an increase in total segment revenue and a decrease in operating expenses.

Year Ended 31 March 2019 Compared to the Year Ended 31 March 2018

Segment result (before tax) for the Other Banking Business segment decreased by ₹ 1.47 billion, or 15.38%, from ₹ 9.56 billion in fiscal 2018 to ₹ 8.09 billion in fiscal 2019. This decrease was primarily due to an increase in operating expenses and partially offset by an increase in total segment revenue.

Year Ended 31 March 2018 Compared to the Year Ended 31 March 2017

Segment result (before tax) for the Other Banking Business segment increased by ₹ 0.72 billion, or 8.14%, from ₹ 8.84 billion in fiscal 2017 to ₹ 9.56 billion in fiscal 2018. This increase was primarily due to an increase in total segment revenue.

Liquidity and Capital Resources

Cash Flows

The following table sets forth the Bank's cash flows for fiscals 2017, 2018 and 2019 and the three months ended 30 June 2018 and 2019.

	For the three months ended 30 June		For the year ended 31 March		
	2018	2019	2017	2018	2019
	(₹ in millions)				
Cash flow from operating activities (A)	(36,982)	(81,456)	341,923	(466,933)	375,669
Cash flow from investing activities (B)	(42,209)	(7,740)	(126,304)	(105,003)	(187,365)
Cash flow from financing activities (C)	42,501	(199,946)	(46,289)	504,008	49,313
Effect of exchange fluctuation translation reserve (D)	6	(136)	(23)	(85)	(120)
Net increase/(decrease) in cash and cash equivalents (E=A+B+C+D)	(36,683)	(289,277)	169,307	(68,013)	237,497
Cash and cash equivalents as at beginning of the year (F)	434,549	672,046	333,254	502,562	434,549
Cash and cash equivalents as at the end of the period (E+F)	397,866	382,769	502,562	434,549	672,046

Cash Flows from Operating Activities

The Bank had a negative cash flow from operating activities of ₹ 81.46 billion in the three months ended 30 June 2019. This negative cash flow resulted primarily from a ₹ 77.94 billion decrease in deposits.

The Bank had a negative cash flow from operating activities of ₹ 36.98 billion in the three months ended 30 June 2018. This negative cash flow resulted primarily from a ₹ 65.43 billion decrease in deposits, which effect was partially offset by a ₹ 30.63 billion decrease in investments.

The Bank had a positive cash flow from operating activities of ₹ 375.67 billion in fiscal 2019. This positive cash flow from operating activities resulted primarily from a ₹ 948.49 billion increase in deposits, which effect was partially offset by a ₹ 649.87 billion increase in advances.

The Bank's operations had a negative cash flow from operating activities of ₹ 466.93 billion during fiscal 2018. This negative cash flow from operating activities resulted primarily from a ₹ 811.75 billion increase in advances, which effect was partially offset by a ₹ 392.44 billion increase in deposits.

The Bank's operations had a positive cash flow from operating activities of ₹ 341.92 billion during fiscal 2017. This positive cash flow from operating activities resulted primarily from a ₹ 564.11 billion increase in deposits and a ₹ 132.72 billion decrease in investments, which effects were partially offset by a ₹ 444.18 billion increase in advances.

Cash Flows Used in Investing Activities

Net cash used in investing activities during the three months ended 30 June 2019 totaled ₹ 7.74 billion primarily due to ₹ 8.14 billion in cash used to increase the net investment portfolio under the HTM category.

Net cash used in investing activities during the three months ended 30 June 2018 totaled 42.21 billion primarily due to ₹ 41.81 billion in cash used to increase the net investment portfolio under the HTM category.

Net cash used in investing activities in fiscal 2019 totaled ₹ 187.37 billion used in investing activities in fiscal 2019 primarily due to ₹ 180.89 billion used to increase the net investment portfolio under the HTM category and for capital infusion by the Bank to its subsidiaries.

Net cash used in investing activities in fiscal 2018 totaled ₹ 105.00 billion primarily due to ₹ 96.89 billion used to increase the net investment portfolio under the HTM category, the purchase of the Freecharge business and capital infusion by the Bank to its subsidiaries.

Net cash used in investing activities in fiscal 2017 totaled ₹ 126.30 billion primarily due to ₹ 118.94 billion in cash used to increase the net investment portfolio under the HTM category and for capital infusion by the Bank to its subsidiaries.

Cash Flows from Financing Activities

Net cash used in financing activities during the three months ended 30 June 2019 totaled ₹ 199.95 billion primarily due to a ₹ 206.54 billion decrease in other borrowings.

Net cash generated from financing activities during three months ended 30 June 2018 totaled ₹ 42.50 billion primarily due to a ₹ 42.11 billion increase in other borrowings.

Net cash generated from financing activities in fiscal 2019 totaled ₹ 49.31 billion primarily due to a ₹ 64.59 billion increase in other borrowings.

Net cash generated from financing activities in fiscal 2018 totaled ₹ 504.01 billion primarily due to a ₹ 348.74 billion increase in other borrowings.

Net cash used in financing activities in fiscal 2017 totaled ₹ 46.29 billion primarily due to the Bank's repayment of ₹ 90.95 billion in borrowings (excluding subordinate debt, perpetual debt and upper tier II instrument) which effect was partially offset by ₹ 55.46 billion in cash raised from subordinated debt, perpetual debt and upper Tier II instruments (net of repayments).

Funding

The Bank's funding operations are designed to ensure stability, low cost of funding and effective liquidity management. The Bank's primary source of funding is its relatively low-cost deposit base, which is primarily derived from retail depositors in India. Other sources of funding on which the Bank relies are debt instruments issued by the Bank, and RBI and inter-bank borrowings. The Bank also raises foreign currency borrowings from local banks and foreign counterparties.

The following table sets forth the breakdown of the Bank's funding profile as at the dates indicated:

	As at 31 March						As at 30 June	
	2017		2018		2019		2019	
	Amount	Percentage of Total	Amount	Percentage of Total	Amount	Percentage of Total	Amount	Percentage of Total
(in ₹ millions, except percentages)								
Total deposits (D = A+B+C).....	4,143,788	69	4,536,227	66	5,484,713	69	5,406,777	70
Demand deposits (A)	870,017	14	956,496	14	892,653	11	712,110	9
Savings Bank deposits (B)	1,260,483	21	1,482,020	21	1,541,288	20	1,522,630	20
Term deposits (C)	2,013,288	34	2,097,711	31	3,050,772	38	3,172,037	41
Total borrowings (E).....	1,050,309	18	1,480,161	21	1,527,758	19	1,301,214	17
Shareholder's funds (F)⁽¹⁾.....	557,625	9	634,453	9	666,763	8	712,276	9
Other liabilities and provisions (G)	262,955	4	262,455	4	330,731	4	325,395	4
Total liabilities (D+E+F+G).....	6,014,677	100	6,913,296	100	8,009,965	100	7,745,662	100

(1) Shareholders' funds = Capital + Reserves and Surplus

Total Deposits

The Bank's funding operations are designed to ensure stability, low cost of funding and effective liquidity management. Retail banking deposits (term deposits from individuals, term deposits of up to ₹ 50 million from non-individuals and savings account deposits) represented 60.32%, 63.05%, 64.37% and 67.17% of total deposits as at 31 March 2017, 31 March 2018, 31 March 2019 and 30 June 2019 respectively, and are the primary source of funding of the Bank. The deposits raised from wholesale banking customers (term deposits of more than ₹ 50 million from non-individuals and current account deposits), constituted 39.68%, 36.95%, 35.63% and 32.83% of the total deposits as at 31 March 2017, 31 March 2018, 31 March 2019 and 30 June 2019, respectively.

The following table sets forth, for the periods indicated, the Bank's average outstanding deposits on a quarterly average basis and the percentage composition by each category of deposits. The average cost (interest expense divided by the average of daily balance for the relevant period) of savings deposits was 4.01% in fiscal 2017, 3.76% in fiscal 2018 and 3.73% in fiscal 2019. The average cost of term deposits was 7.64% in fiscal 2017, 6.91% in fiscal 2018 and 7.13% in fiscal 2019. The average deposits on a daily average basis for the periods set forth are as follows:

	As at 31 March			As at 30 June
	2017	2018	2019	2019
(₹ in millions)				
Term Deposits.....	2,031,116	2,124,156	2,600,304	3,139,022
Of which				
– Retail Term Deposit	1,293,079	1,359,785	1,652,837	2,073,606
– Corporate Term Deposits	738,037	764,371	947,466	1,065,416

	As at 31 March			As at 30 June
	2017	2018	2019	2019
	(₹ in millions)			
Savings Deposits	1,028,787	1,195,779	1,387,271	1,474,545
Demand Deposits	487,998	601,535	640,064	687,774
Total Deposits	3,547,901	3,921,470	4,627,639	5,301,341

The Bank's CASA and retail term deposits as a proportion of total deposits on a daily average basis was 79.20% in fiscal 2017 as compared to 80.51% in fiscal 2018 and 79.53% in fiscal 2019, and 79.90% in the three months ended 30 June 2019.

As at 31 March 2019, individual term deposits with the Bank in excess of ₹ 6.9155 million (approximately U.S.\$100,000) had balance to maturity profiles as set out below.

	As at 31 March 2019				
	Up to 3 Months	3 to 6 Months	6 to 9 Months	9 to 12 Months	More Than 1 Year
	(₹ in millions)				
Balance to maturity for deposits exceeding 6.9155 million each.....	509,789	300,072	253,934	323,345	162,923

Short-term Borrowings

The following table sets forth, for the periods indicated, information relating to the Bank's short-term Rupee borrowings, which comprise primarily money market borrowings (call borrowing and CBLO borrowing). Short-term Rupee borrowings exclude deposits and securities sold under repurchase agreements.

	Years ended 31 March			As at 30 June
	2017	2018	2019	2019
	(₹ in millions, except percentages)			
Year-end balance.....	325	370	1,385	36,540
Average balance during the year/period ⁽¹⁾	33,673	27,741	8,301	5,740
Maximum outstanding.....	201,609	127,136	102,607	36,540
Average interest rate during the year/period (%) ⁽²⁾	6.25%	5.98%	6.08%	5.79%
Average interest at year end ⁽³⁾	5.50%	5.50%	6.00%	5.73%

(1) Average of daily balances outstanding.

(2) Represents the ratio of interest expense on short-term borrowings to the average of daily balances of short-term borrowings.

(3) Represents the weighted average rate of short-term borrowings outstanding as at 31 March 2017, 2018, 2019 and 30 June 2019.

Subordinated Debt

The Bank obtains funds from the issuance of unsecured non-convertible subordinated debt securities, which qualify as Tier II risk-based capital under the RBI's guidelines for assessing capital adequacy. The Bank issued 26 tranches of subordinated debt securities, of which eight were outstanding as at 30 June 2019. These eight tranches were issued during fiscal 2012, 2013, 2015, 2016, 2017 and 2018 at coupon rates of 9.30% to 9.73%, 9.15%, 8.45%, 8.50% and 7.84% to 8.50%, 7.66%, respectively.

The fiscal 2012 tranche is repayable in fiscal 2022. The fiscal 2013 tranche is repayable in fiscal 2023. The fiscal 2015 tranche is repayable in fiscal 2025. The fiscal 2016 tranche is repayable in fiscal 2026. The fiscal 2017 tranches are repayable in fiscal 2027. The fiscal 2018 tranches are repayable in fiscal 2028.

As at 31 March 2019, the Bank had ₹ 195.05 billion aggregate principal amount of subordinated debt outstanding. As at 30 June 2019, the Bank had ₹ 175.05 billion aggregate principal amount of subordinated debt outstanding.

The following table sets forth, as at 31 March 2019, the details of unsecured non-convertible subordinated debt securities issued by the Bank.

As at 31 March 2019			
Date of Allotment	Rate of Interest	Date of Redemption	Amount
(₹ in millions, except percentages)			
16 June 2009	9.15%	16 June 2019	20,000
1 December 2011	9.73%	1 December 2021	15,000
20 March 2012	9.30%	20 March 2022	19,250
31 December 2012	9.15%	31 December 2022	25,000
12 February 2015	8.45%	12 February 2025	8,500
30 September 2015	8.50%	30 September 2025	15,000
27 May 2016	8.50%	27 May 2026	24,300
23 November 2016	7.84%	23 November 2026	18,000
15 June 2017	7.66%	15 June 2027	50,000
Total			195,050

The following table sets forth, as at 30 June 2019, the details of unsecured non-convertible subordinated debt securities issued by the Bank.

As at 30 June 2019			
Date of Allotment	Rate of Interest	Date of Redemption	Amount
(₹ in millions, except percentages)			
1 December 2011	9.73%	1 December 2021	15,000
20 March 2012	9.30%	20 March 2022	19,250
31 December 2012	9.15%	31 December 2022	25,000
12 February 2015	8.45%	12 February 2025	8,500
30 September 2015	8.50%	30 September 2025	15,000
27 May 2016	8.50%	27 May 2026	24,300
23 November 2016	7.84%	23 November 2026	18,000
15 June 2017	7.66%	15 June 2027	50,000
Total			175,050

Perpetual Debt and Upper Tier II Instruments

The Bank issued Perpetual Debt in fiscal 2017 and fiscal 2018 and Upper Tier II instruments in fiscal 2008 qualifying for Tier I and Tier II capital, respectively, to increase its capital adequacy ratio and fund its growing overseas and Indian operations. The Bank issued Perpetual Debt instruments at coupon rate of 8.75% .

As at 31 March 2019 and 30 June 2019, the Bank had no amounts of Upper Tier II instruments outstanding.

The following table sets forth, as at 31 March 2019, the details of Perpetual Debt instruments issued by the Bank.

As at 31 March 2019				
Date of Allotment	Number of Debentures	Rate of Interest	Date of Redemption	Amount
(₹ in millions, except percentages)				
Perpetual Debt Instruments				
14 December 2016.....	35,000	8.75%	–	35,000
28 June 2017.....	35,000	8.75%	–	35,000
Total				70,000

The following table sets forth, as at 30 June 2019, the details of Perpetual Debt and Upper Tier II instruments issued by the Bank.

As at 30 June 2019				
Date of Allotment	Number of Debentures	Rate of Interest	Date of Redemption	Amount
(₹ in millions, except percentages)				
Perpetual Debt Instruments				
14 December 2016.....	35,000	8.75%	–	35,000
28 June 2017.....	35,000	8.75%	–	35,000
Total				70,000

Borrowings from Other Banks and International Entities

Borrowings from other banks and international entities consist of funds obtained from credit facilities executed with other financial institutions located inside or outside of India for general corporate purposes or for other purposes. As at 31 March 2019 and 30 June 2019, the Bank had outstanding balances under these credit facilities consistently with its general funding strategy.

Restrictive Covenants

The financing documents relating to the Bank's outstanding indebtedness requires the Bank to comply with certain restrictive covenants, including limitations on dividends and other distributions, negative pledge covenants, as well as certain financial covenants requiring the Bank to maintain the following ratios:

- the minimum capital adequacy ratios prescribed by the RBI;
- certain minimum industry borrower group exposure ratios;
- certain minimum net NPA ratios;
- certain minimum related party exposure ratios;
- certain minimum project finance asset ratios; and
- the minimum total capital to risk-weighted assets ratio prescribed by the RBI.

The Bank is currently in compliance with the financial covenants contained in its financing agreements. The Bank has been noncompliant with certain financial covenants in the past, for which appropriate waivers were obtained from the relevant lender institutions.

Capital Adequacy Requirements

The RBI has issued Guidelines based on the Basel III reforms on capital regulation to the extent applicable to banks operating in India. The Basel III capital regulation has been implemented from 1 April 2013 in India in a phased manner which will be fully implemented by 31 March 2020. The Bank computes Capital Adequacy Ratio (CAR) in terms of regulatory guidelines on Basel III, wherein the capital charge for operational risk is computed under the Basic Indicator Approach and the capital charge for credit and market risk is computed under the Standardised Approach.

The Bank has moved to Basel III Regulations as implemented by the RBI from 1 April 2013. Banks have to comply with the regulatory limits and requirements as prescribed under Basel III capital regulations, on an ongoing basis. Banks were required to maintain a capital adequacy ratio of 10.875% (including a capital conservation buffer of 1.875%) as at 31 March 2019, both at unconsolidated and consolidated levels. From 31 March 2020 onwards, banks will be required to maintain a capital adequacy ratio of 11.5% (including a capital conservation buffer of 2.5%).

Banks are also required to maintain a CET I Capital ratio of 5.5% and a capital conservation buffer of 1.875% in the form of CET I and a minimum Tier I ratio of 7%. To ensure an easy transition to Basel III, appropriate transitional arrangements have been provided, such as for meeting the minimum Basel III capital ratios and full regulatory adjustments to the components of capital. Basel III capital regulations were expected to be fully implemented as at 31 March 2019. However, the RBI has deferred the final phase in of capital conservation buffer to 31 March 2020.

As at 31 March 2019, the Bank's CAR under Basel III was 15.84% (against the minimum regulatory requirement of 9%). Of this, the Common Equity Tier I (CET I) CAR was 11.27% (against minimum regulatory requirement of 5.50%) and Tier I CAR was 12.54% (against minimum regulatory requirement of 7.00%). As at 31 March 2019, the Bank's Tier II CAR was 3.30%.

As at 30 June 2019, the Bank's CAR under Basel III was 15.82% (against the minimum regulatory requirement of 9%). Of this, the Common Equity Tier I (CET I) CAR was 11.44% (against minimum regulatory requirement of 5.50%) and Tier I CAR was 12.66% (against minimum regulatory requirement of 7%). As at 30 June 2019, the Bank's Tier II CAR was 3.16%.

For a description of the RBI's capital adequacy guidelines, see "*Key Regulations and Policies in India—Law, rules and regulations governing the Bank—Capital Adequacy Requirements*" on page 196.

The following table sets forth the risk-based capital, risk-weighted assets and risk-based capital adequacy ratios (as of 31 March 2017, 2018 and 2019 and 30 June 2019 under Basel-III) computed in accordance with the RBI Guidelines.

	As at 31 March			As at 30 June
	2017	2018	2019	2019
	(₹ in millions, except percentages)			
Tier I Capital	560,393	674,763	692,384	725,957
Of which				
– Innovative perpetual debt instruments.....	35,000	70,000	70,000	70,000
Tier II Capital.....	145,659	182,986	182,212	181,258
Of which				
– Subordinated debt and upper Tier II instruments.....	123,660	160,350	144,500	144,500
Total Capital.....	706,052	857,749	874,596	907,215
Total risk weighted assets and contingents	4,723,132	5,176,308	5,520,481	5,734,230
Capital adequacy ratios:				
Tier I capital adequacy ratio	11.87%	13.04%	12.54%	12.66%
Tier II capital adequacy ratio.....	3.08%	3.53%	3.30%	3.16%
Total capital adequacy ratio	14.95%	16.57%	15.84%	15.82%
Minimum capital adequacy ratios required by the RBI:				
Tier I capital adequacy ratio	7.00%	7.00%	7.00%	7.00%
Total capital adequacy ratio	10.25%*	10.875%*	10.875%*	10.875%*

* This includes CCB of 1.875% during fiscal 2019 and 2018. The CCB during fiscal 2017 was 1.25%.

Capital Expenditures

The Bank's capital expenditures consist principally of branch network expansion as well as investments in technology and communication infrastructure.

The Bank incurred aggregate capital expenditures (on additions to fixed assets including incremental capital work in progress) of ₹ 7.43 billion, ₹ 8.22 billion and ₹ 8.32 billion during fiscal 2017, 2018 and 2019, respectively, and ₹ 2.02 billion during the three months ended 30 June 2019.

The following table sets forth, as at the dates indicated, the written down value of various fixed assets.

	As at 31 March			As at 30 June
	2017	2018	2019	2019
	(₹ in millions)			
Premises	17,166	16,861	16,276	16,669
Other fixed assets (including furniture and fixtures)	17,494	19,395	21,363	21,416
Capital work in progress (including capital advances).....	2,809	3,461	2,727	2,447
Total written down value of fixed assets.....	37,469	39,717	40,366	40,532

The Bank's written down value of fixed assets increased to ₹ 40.37 billion as at 31 March 2019 from ₹ 39.72 billion as at 31 March 2018. The Bank's written down value of fixed assets increased to ₹ 40.53 billion as at 30 June 2019 from ₹ 40.37 billion as at 31 March 2019.

Financial Instruments and Off-Balance Sheet Arrangements

Foreign Exchange and Derivative Contracts

The Bank enters into foreign exchange and derivative transactions for customers and for its own account. Foreign exchange products offered include forward exchange contracts, currency swaps and currency options. The

derivative products offered by the Bank include interest rate swaps, forward rate agreements, interest rate futures, exchange traded currency options and cross-currency derivatives primarily for corporate customers. The Bank also trades in interest rate swaps for its own account and enters into foreign exchange contracts to cover its exposure. The Bank earns profit on customer transactions by way of margin as a mark-up over the interbank exchange rate. The Bank earns profit on interbank transactions based on the spread between the purchase rate and the sale rate. These profits are booked as income from foreign exchange and derivative transactions.

The following table sets forth the notional principal amounts of the Bank's outstanding foreign and derivative contracts as at the dates indicated.

	As of 31 March			As of 30 June
	2017	2018	2019	2019
	(₹ in millions)			
Forward contracts.....	2,681,952	3,148,019	3,296,538	3,099,750
Interest rate swaps, currency swaps, forward rate agreement and interest rate futures	2,011,142	1,960,695	2,375,871	2,616,186
Foreign currency options.....	493,833	593,426	464,048	395,712
Total foreign exchange and derivative products.....	5,186,927	5,702,140	6,136,457	6,111,648

As part of its corporate banking activities, the Bank issues guarantees, acceptances, endorsements and other obligations. Guarantees are generally issued to enhance the credit standing of the Bank's customers and represent irrevocable assurances that the Bank will make the payments in the event that the customer fails to fulfil its financial or performance obligations. Acceptances, endorsements and other obligations are provided to customers to meet their working capital requirements as well as for capital equipment purchases.

The following table sets forth, as at the dates indicated, the values of outstanding guarantees and documentary credits:

	As of 31 March			As at 30 June
	2017	2018	2019	2019
	(₹ in millions)			
Guarantees given on behalf of constituents.....	811,316	849,754	755,887	766,507
Acceptances, endorsements and other obligations.....	335,367	324,101	324,395	262,185
Total	1,146,683	1,173,855	1,080,282	1,028,692

Guarantees and acceptances, endorsements and other obligations outstanding decreased from ₹ 1,173.86 billion as at 31 March 2018, or 7.97%, to ₹ 1,080.28 billion as at 31 March 2019. Guarantees and acceptances, endorsements and other obligations outstanding increased from ₹ 1,080.28 billion as at 31 March 2019 to 4.78%, to ₹ 1,028.69 billion as at 30 June 2019.

Contractual Obligations

The following tables set forth the Bank's contractual obligations in respect of subordinated debt and Upper Tier II instruments as at 31 March 2019 and 30 June 2019:

	Payments due by period, as at 30 June 2019				
	Total	Less than 1 year	1-3 years	3-5 years	After 5 years
	(₹ in millions)				
Subordinated debt.....	175,050	-	34,250	25,000	115,800
Upper Tier II instruments.....	-	-	-	-	-
Total	175,050	-	34,250	25,000	115,800

	Payments due by period, as at 31 March 2019				
	Total	Less than 1 year	1-3 years	3-5 years	After 5 years
	(₹ in millions)				
Subordinated debt.....	195,050	20,000	34,250	25,000	115,800
Upper Tier II instruments.....	-	-	-	-	-
Total	195,050	20,000	34,250	25,000	115,800

Operating leases comprise leases of office premises/ATMs, staff quarters, electronic data capturing machines and IT equipment. The following table sets forth certain information in respect of future rentals payable on the Bank's operating leases.

Future rentals payable	As at 31 March		
	2017	2018	2019
	(₹ in millions)		
Not later than one year	6,822	7,184	7,751
Later than one year and not later than five years	21,109	22,243	24,449
Later than five years	14,469	18,447	22,355
Total	42,400	47,874	54,555

Certain Non-GAAP Measures

The body of generally accepted accounting principles is commonly referred to as "GAAP." The Bank's management believes that the presentation of certain non-GAAP measures provides additional useful information to investors regarding the Bank's performance and trends related to the Bank's results of operations. Accordingly, the Bank believes that when non-GAAP financial information is viewed together with GAAP financial information, investors are provided with a more meaningful understanding of the Bank's ongoing operating performance and financial results.

The Bank uses a variety of financial and operational performance indicators to measure and analyze its operational performance from period to period, and to manage its business. The Bank's management also uses other information that may not be entirely financial in nature, including statistical and other comparative information commonly used within the Indian banking industry to evaluate the Bank's financial and operating performance. In addition, because the Bank has historically reported certain non-GAAP measures to investors, the Bank's management believes that the inclusion of non-GAAP measures provides consistency in the Bank's financial reporting. For these reasons, the Bank is including in this Preliminary Placement Document information regarding Net Interest Income, Operating Revenue, Jaws Ratio, Operating Profit, Core Operating Profit, Opex to Average Assets Ratio, Interest Coverage Ratio and Cost to Income Ratio as well as certain other metrics based on or derived from those non-GAAP measures.

Net Interest Income, Operating Revenue, Jaws Ratio, Operating Profit, Core Operating Profit, Opex to Average Assets Ratio, Interest Coverage Ratio and Cost to Income Ratio are not calculated in accordance with Indian GAAP, Ind AS or IFRS, and the Bank's use of these terms may vary from the use of similarly-titled measures by other banks due to potential inconsistencies in the method of calculation and differences due to items subject to interpretation. These financial and operational performance indicators have limitations as analytical tools. As a result, these financial and operational performance indicators should not be considered in isolation from, or as a substitute for, analysis of the Bank's historical financial performance, as reported under Indian GAAP and presented in its financial statements. Further, these financial and operational performance indicators are not defined under Indian GAAP, and therefore, should not be viewed as substitutes for performance or profitability measures under Indian GAAP. While these financial and operational performance indicators may be used by other banks and financial institutions operating in the Indian banking industry, they may not be comparable to similar financial or performance indicators used by other banks or financial institutions.

The section below sets forth the reconciliation of the non-GAAP measures presented in this Preliminary Placement Document to their most directly comparable measure under Indian GAAP.

Net Interest Income (Reconciliation)

The Bank calculates net interest income as interest earned for the period minus interest expended for the period. The following table sets forth the reconciliation of net interest income to net profit:

	Year ended 31 March			Three Months Ended 30 June	
	2017	2018	2019	2018	2019
	(₹ in millions)				
Net profit for the period (A)	36,793	2,757	46,770	7,011	13,701
(+) Provisions and contingencies (B) .	139,052	153,188	143,285	36,710	45,227
(+) Operating expenses (C)	121,999	139,900	158,330	37,198	38,197
(-) Other income (D).....	116,913	109,670	131,300	29,250	38,688

	Year ended 31 March			Three Months Ended 30 June	
	2017	2018	2019	2018	2019
	(₹ in millions)				
Net interest income (E=A+B+C-D) .	180,931	186,177	217,082	51,668	58,436

Operating Revenue and Jaws Ratio (Reconciliation)

The Bank calculates operating revenue as net interest income for the period plus other income for the period. The following table sets forth the reconciliation of operating revenue to total income:

	Year ended 31 March			Three Months Ended 30 June	
	2017	2018	2019	2018	2019
	(₹ in millions)				
Total Income (A)	562,334	567,474	681,161	157,020	191,237
(-) Interest expended (B).....	264,490	271,626	332,776	76,102	94,113
Operating Revenue (D=A+B)	297,844	295,848	348,385	80,918	97,124

The Bank calculates its jaws ratio as the year-on-year growth rate of operating revenue minus the year-on-year growth rate of operating expenses. This ratio is used to demonstrate the extent to which a the Bank's revenue growth rate exceeds its expenses growth rate. The following table sets forth the calculation of the Bank's jaws ratio.

	Year ended 31 March		Three Months Ended 30 June
	2018	2019	2019
	(%)		
Growth rate of Operating Revenue (year-on-year) (A)	(0.67)	17.76	20.03
Growth rate of Operating Expenses (year-on-year) (B)	14.68	13.17	2.69
Jaws Ratio (C=A-B)	(15.35)	4.59	17.34

Operating Profit and Core Operating Profit (Reconciliation)

The Bank calculates operating profit as net interest income for the period plus other income minus operating expenses for the period. The Bank calculates core operating profit as net interest income for the period minus operating expenses for the period and trading profits for the period.

The following table sets forth the reconciliation of operating profit and core operating profit to net profit:

	Year ended 31 March			Three Months Ended 30 June	
	2017	2018	2019	2018	2019
	(₹ in millions)				
Net profit for the period (A)	36,793	2,757	46,766	7,011	13,701
(+) Provisions and contingencies (B)	139,052	153,188	143,285	36,710	45,227
Operating profit (C=A+B)	175,845	155,945	190,051	43,721	58,928
(-) Trading profits (D) ⁽¹⁾	34,003	16,168	9,710	1,026	8,323
Core operating profit (E=C-D).....	141,842	139,777	180,341	42,695	50,605

(1) The Bank earns trading profits from proprietary trading in investments, foreign exchange and derivatives.

Opex to Average Assets Ratio

The Bank calculates its opex to average assets ratio as the sum of the Bank's operating expenses for the last twelve months divided by the Bank's quarterly average total assets. This ratio is a measure of the Bank's operating efficiency as well as its operating strategy.

The following table sets forth the Bank's opex to average assets ratio:

	Year ended 31 March			Three Months Ended 30 June	
	2017	2018	2019	2018	2019
	(₹ in millions, except percentages)				
Operating expenses for the last twelve months (A)	121,999	139,903	158,334	127,389	159,333
Quarterly average total assets ⁽¹⁾ (B).....	5,731,449	6,443,256	7,451,013	5,878,518	7,655,713
Opex to average assets ratio⁽²⁾ (C=A / B)	2.13	2.17	2.13	2.16	2.08

(1) Average of closing balances of the last four quarters.

(2) Calculated on a quarterly basis.

Interest Coverage Ratio (Reconciliation)

The Bank calculates its interest coverage ratio by dividing its total income before interest and taxes for a period by its interest expended over the same period. This ratio is typically used as a measure of the Bank's ability to service its debts. The following table sets forth the Bank's interest coverage ratio:

	Year ended 31 March			Three Months Ended 30 June	
	2017	2018	2019	2018	2019
	(₹ in millions, except percentages)				
Net Profit (A)	36,793	2,757	46,766	7,011	13,701
Depreciation on the Bank's property (B).....	5,088	5,681	7,097	1,723	1,760
Interest Expended (C).....	264,490	271,626	332,776	76,102	94,113
Total (D=A+B+C)	306,371	280,064	386,639	84,836	109,574
Interest Coverage Ratio (E=D / C).....	116	103	116	111	116

Cost to Income Ratio (Reconciliation)

The Bank calculates cost to income ratio as the ratio of operating expense to net interest income for the period plus other income for the period. The following table sets forth the reconciliation of cost to total income:

	Year ended 31 March			Three Months Ended 30 June	
	2017	2018	2019	2018	2019
	(₹ in millions)				
Total Income (A)	562,334	567,474	681,161	157,020	191,237
(-) Interest expended (B).....	264,490	271,626	332,776	76,102	94,113
Operating Revenue (C=A+B)	297,844	295,848	348,385	80,918	97,124
Operating expenses (D).....	121,999	139,900	158,330	37,198	38,197
Cost to Income Ratio (D/C*100)	40.96	47.29	45.46	45.96	39.32

INDUSTRY OVERVIEW

The information presented in this section has been extracted from publicly available documents from various sources, including officially prepared materials from the Government and its various ministries, the Reserve Bank of India, the National Payments Corporation of India and the Indian Banks' Association, and has not been prepared or independently verified by the Bank, the Book Running Lead Managers or any of their affiliates or advisers. Wherever the Bank has relied on figures published by the RBI, unless stated otherwise, it has relied on the RBI Report on Trend and Progress of Banking in India, the RBI Financial Stability Report Issue No. 19 (June 2019), the Quarterly Statistics on Deposits and Credit of Scheduled Commercial Banks published by the RBI and the Bankwise ATM/POS/Card Statistics published by the RBI. The accuracy and completeness of the industry sources and publications referred to by us, and the underlying assumptions on which such sources and publications are based, are not guaranteed and their reliability cannot be assured and, accordingly, investment decisions should not be based on such information.

Statements in this section that are not statements of historical fact constitute "forward-looking statements". Such forward-looking statements are subject to various risks, assumptions and uncertainties and certain factors could cause actual results or outcomes to materially differ.

Introduction

The RBI, the central banking and monetary authority of India, is the central regulatory and supervisory authority for the Indian financial system, including Indian banks and non-banking finance companies. A variety of financial intermediaries in the public and private sectors participate in India's financial sector, including the following:

- scheduled commercial banks, including:
 - public sector banks;
 - regional rural banks;
 - private sector banks; and
 - foreign banks;
- co-operative banks;
- long-term lending institutions;
- non-banking finance companies;
- other specialized financial institutions;
- state-level financial institutions;
- insurance companies; and
- mutual funds.

Until the 1990s, the Indian financial system was strictly controlled. Interest rates were administered by the Government. Formal and informal parameters governed asset allocation and strict controls limited entry into and expansion within the financial sector. Bank profitability was low, NPAs were comparatively high, capital adequacy was diminished and operational flexibility was hindered. The Government's economic reform program, which began in 1991, encompassed the financial sector. The first phase of the reform process began with the implementation of the recommendations of the Committee on the Financial System, namely the Narasimham Committee I. Following that, reports were submitted in 1997 and 1998 by other committees, such as the second Committee on Banking Sector Reform, namely the Narasimham Committee II, and the Tarapore Committee on Capital Account Convertibility. This, in turn, led to the second phase of reforms relating to capital adequacy requirements, asset classification and provisioning, risk management and merger policies. The deregulation of interest rates, the emergence of a liberalized domestic capital market and the entry of new private sector banks have progressively intensified the competition among banks.

Banks in India may be categorized as scheduled banks and non-scheduled banks. The former are banks which are included in the second schedule to the Reserve Bank of India Act, 1934, as amended (the “RBI Act”). These banks comprise scheduled commercial banks and scheduled cooperative banks. Scheduled commercial banks may be further classified as public sector banks, private sector banks, foreign banks and regional rural banks.

This discussion presents an overview of the role and activities of the RBI and of each of the major participants in the Indian financial system, with a focus on commercial banks.

The Reserve Bank of India

The RBI, established in 1935, is the central banking and monetary authority in India. The RBI manages India’s monetary supply and foreign exchange and also serves as a lender of last resort for the Government and for the country’s commercial banks. In addition to regulating and supervising the Indian financial system, the RBI performs a number of functions including:

- issuing currency;
- managing debt for the Government and certain state governments;
- managing India’s foreign exchange reserves;
- managing the capital account of the balance of payments;
- regulating and supervising payment settlement systems; and
- operating a grievance redress scheme for bank customers through the banking ombudsman and formulating policies for fair treatment of banking customers.

In addition to these traditional central banking roles, the RBI also undertakes certain developmental and promotional roles, such as financial inclusion initiatives and strengthening of the credit delivery mechanisms to priority sectors and weaker sections, including agricultural entities, small and micro-enterprises and for affordable housing and education.

The RBI issues guidelines on exposure limits, income recognition, asset classification, provisioning for non-performing and restructured assets, investment valuation and capital adequacy for commercial banks, long-term lending institutions and non-banking financial companies. The RBI requires all institutions subject to its regulatory oversight to furnish information relating to their respective businesses to it on a regular basis. For further discussion regarding the RBI’s role as the regulatory and supervisory authority of India’s financial system and its impact on the Bank, see “*Key Regulations and Policies in India – Laws, rules and regulations governing the Bank – RBI Regulations*” on page 195.

Structure of India’s Banking Industry

Scheduled Commercial Banks

Scheduled commercial banks in India have traditionally focused on meeting the short-term financial needs of industry, trade and agriculture. In recent years, they have also focused on increasing long-term financing to sectors like infrastructure. As at 31 March 2019, there were 147 scheduled commercial banks in India, including 53 regional rural banks. Scheduled commercial banks are banks that are listed in the second schedule to the RBI Act and are further categorized as public sector banks, private sector banks and foreign banks. As at 31 March 2019, scheduled commercial banks had a presence throughout India with a network of 141,756 branches and approximately 62.9% of these branches were located in rural or semi-urban areas of the country. A large number of these branches belong to the public sector banks.

Public Sector Banks

Public sector banks are scheduled commercial banks with a significant Government shareholding, and make up the largest category in the Indian banking system. As at 31 March 2019, they included the State Bank of India (“SBI”) and 19 nationalized banks. Public sector banks had 136,510 branches, and accounted for 52.19% of the outstanding gross bank credit and 54.53% of the aggregate deposits of scheduled commercial banks as at 31 March 2019.

The SBI is the largest bank in India in terms of total assets. In one of the largest consolidations in the Indian banking industry, the SBI merged with its five associate banks and the Bharatiya Mahila Bank, which merger became effective from 1 April 2017, to form a unified entity. As at 31 March 2019, the consolidated SBI had 24,080 branches, and accounted for 22.38% of aggregate deposits and 20.09% of outstanding gross bank credit of all scheduled commercial banks.

A number of other mergers of public sector banks were either concluded or approved during fiscals 2019 and 2020. Following these mergers, the number of public sector banks is expected to be 12, down from 27 in fiscal 2017. For more information, see “- *Mergers and Consolidations*” on page 153.

Regional Rural Banks

The regional rural banks were established from 1976 to 1987 by the Government, state governments and sponsoring commercial banks jointly with a view to developing the rural economy. Regional rural banks provide credit to small farmers, artisans, small entrepreneurs and agricultural laborers. Regional rural banks are regulated and supervised by the National Bank for Agriculture and Rural Development (“NABARD”). As at 31 March 2019, there were 53 regional rural banks, which had 22,227 branches and accounted for 3.41% of aggregate deposits and 2.89% of gross bank credit outstanding of scheduled commercial banks.

Private Sector Banks

Most large banks in India were nationalized in 1969, resulting in public sector banks making up the largest portion of Indian banking. The Government’s focus on public sector banks was maintained throughout the 1970s and 1980s. In addition, existing private sector banks that showed signs of an eventual default were merged with state-owned banks. In July 1993, as part of the banking reform process and as a measure to induce competition in the banking sector, the RBI permitted the private sector to enter the banking system. This resulted in the introduction of private sector banks, including the Bank.

As at 31 March 2019, there were a total of 41 private sector banks (comprising 22 private banks, 10 small finance banks, six payments banks and three local area banks) operating in India. (In 2019, a payment bank that had begun operations voluntarily decided to wind up its operations.)

Private sector banks have gained increasing significance in the Indian economy over the past decade, and have increased their market share within the Indian banking sector in terms of aggregate deposits as well as gross bank credit outstanding of the scheduled commercial banks. As at 31 March 2019, these private sector banks accounted for approximately 24.92% of aggregate deposits as compared to 25.39% as at 31 March 2018 and 23.03% as at 31 March 2017, and 30.16% of gross bank credit outstanding of the scheduled commercial banks as compared to 29.28% as at 31 March 2018 and 26.86% as at 31 March 2017. In terms of their network of branches, private sector banks had an aggregate 33,102 branches as at 31 March 2019, which accounted for 20.44% of the total branch network of scheduled commercial banks in India as compared to 18.38% as at 31 March 2018 and 16.82% as at 31 March 2017.

Foreign Banks

As at 31 March 2019, there were 45 foreign banks operating in India with a combined total of 295 branches which accounted for 4.47% of aggregate deposits and 4.13% of outstanding gross bank credit of scheduled commercial banks. In 2009, as part of the liberalization process that accompanied the second phase of the reform process that began in 2005, the RBI began permitting foreign banks to operate more freely, subject to requirements largely similar to those imposed on domestic banks.

The primary activity of most foreign banks in India has been in the corporate segment. However, some of the larger foreign banks have made retail banking a significant part of their portfolios. Most foreign banks operate in India through branches of the parent bank. Certain foreign banks also have wholly owned non-banking financial company subsidiaries or joint ventures for both corporate and retail lending of sectors such as agriculture and small-scale industries, following an adequate transition period.

Co-operative Banks

Cooperative banks cater to the financing needs of agriculture, small industry and self-employed businessmen in urban and semi-urban areas of India. As at 29 May 2019, there were a total of 1,972 co-operative banks operating in India.

Currently, the RBI is responsible for the supervision and regulation of urban cooperative banks, and NABARD is responsible for the supervision of state co-operative banks and district central cooperative banks.

Long-Term Lending Institutions

The long-term lending institutions were established to provide medium-term and long-term financial assistance to various industries for the setting up of new projects and for the expansion and modernization of existing facilities. These institutions provided fund-based and non-fund-based assistance to various industry sectors in the form of loans, underwriting, direct subscription to shares, debentures and guarantees.

The long-term lending institutions were expected to play a critical role in Indian industrial growth and, accordingly, had access to concessional Government funding. However, in recent years, the operating environment of the long-term lending institutions has changed substantially, and these institutions have expanded the scope of their business activities to also include (i) fee-based activities such as investment banking and advisory services, and (ii) short-term lending activity, including making corporate finance and working capital loans.

Non-Banking Financial Companies

The primary activities of the non-banking financial companies are providing consumer credit, including automobile finance, home finance and consumer durable products finance, factoring, microfinance, infrastructure finance, wholesale finance products such as bill discounting for small and medium companies and infrastructure finance, and fee-based services such as investment banking and underwriting.

All non-banking financial companies are required to register with the RBI. As at 30 April 2019, there were 9,935 non-banking financial companies in India, mostly in the private sector. Out of these, 88 were deposit-taking non-banking financial companies, while the rest were non-deposit taking non-banking financial companies. Deposit-taking non-banking financial companies are subject to strict supervision and the capital adequacy requirements of the RBI.

Housing Finance Companies

Housing finance companies form a distinct sub-group of non-banking financial companies. As a result of the various incentives given by the Government for investing in the housing sector in recent years, the scope of this business has grown substantially. As at 30 April 2019, there were a total of 101 housing finance companies operating in India, 18 of which are permitted to accept deposits from the general public.

Microfinance Institutions

Microfinance institutions also form a distinct sub-group of non-banking financial companies. They focus on providing access to small-scale financial services, especially to the poor. Microfinance institutions differ from other financial services providers as they do not depend on grants or subsidies to provide unsecured loans to borrowers with low incomes and no access to the mainstream banking system. As at 31 July 2019, there were a total of 96 microfinance institutions operating in India.

Other Financial Institutions

Specialized Financial Institutions

In addition to the long-term lending institutions, there are various specialized financial institutions which cater to the specific needs of different sectors. These include NABARD, Export Import Bank of India, Small Industries Development Bank of India, Risk Capital and Technology Finance Corporation Limited, Tourism Finance Corporation of India Limited, National Housing Bank, Power Finance Corporation Limited, Infrastructure Development Finance Corporation Limited, Industrial Investment Bank of India, North Eastern Development Finance Corporation and India Infrastructure Finance Company.

State-level Financial Institutions

State financial corporations operate at the state level and form an integral part of the institutional financing system. State financial corporations were set up to finance and promote SMEs. The state financial institutions are expected to achieve balanced regional socio-economic growth by generating employment opportunities and widening the

ownership base of industry. At the state level, there are also state industrial development corporations, which provide finance primarily to medium-sized and large enterprises.

Insurance Companies

As at 10 July 2019, the insurance industry of India consisted of 58 insurance companies, of which 24 are in the life insurance business and 34 are non-life insurers. Among the life insurers, Life Insurance Corporation is the sole public sector company. In addition to these, as at 18 January 2019, there were two national re-insurers, namely, General Insurance Corporation of India and ITI Reinsurance Limited. Out of the 34 non-life insurance companies, as at 30 June 2018, five private sector insurers were registered to underwrite policies exclusively in health, personal accident and travel insurance segments. The insurance sector in India is regulated by the Insurance Regulatory and Development Authority of India.

Mutual Funds

The mutual fund industry in India started in 1963 with the formation of Unit Trust of India at the initiative of the Government and the RBI. The mutual funds industry was opened up to the private sector in 1993. The Indian mutual funds industry is regulated by SEBI. Since 2009, mutual fund units have been traded on recognized stock exchanges in India.

The total assets under management of the Indian mutual fund industry has grown from ₹ 5.83 trillion as at 30 June 2009 to ₹ 24.25 trillion as at 30 June 2019.

Commercial Banking Trends

The following table provides a summary of major indicators for the Indian banking sector as at the dates indicated:

	As at 30	As at 31 March			CAGR
	June	2017	2018	2019	Fiscals 2017-2019
	2019				
	(units as indicated)				
Aggregate deposits (₹ in billion)	126,725	107,453	114,793	125,587	8.1%
Gross Bank Credit (₹ in billion)	97,155	79,270	86,826	98,184	11.3%
Investments (₹ in billion)*	35,033	32,120	33,185	33,811	2.6%
Total number of branches	145,582	137,770	140,133	141,756	1.4%
Number of scheduled commercial banks.....	139	150	149	147	(1.0%)
Number of regional rural banks.....	45	56	56	53	(2.7%)
Credit deposit ratio (%)	76.7	73.7	75.6	78.2	-
Investment-deposit ratio (%)*	27.6	29.9	28.9	26.9	-

Notes: * as on 29 March 2019

Source: the RBI

Credit and deposit growth

The consumer credit market in India has undergone a significant transformation over the last decade and has experienced growth due to consumer credit becoming cheaper, more widely available and an increasingly acceptable avenue of funding for consumers. Factors that have contributed to these developments include:

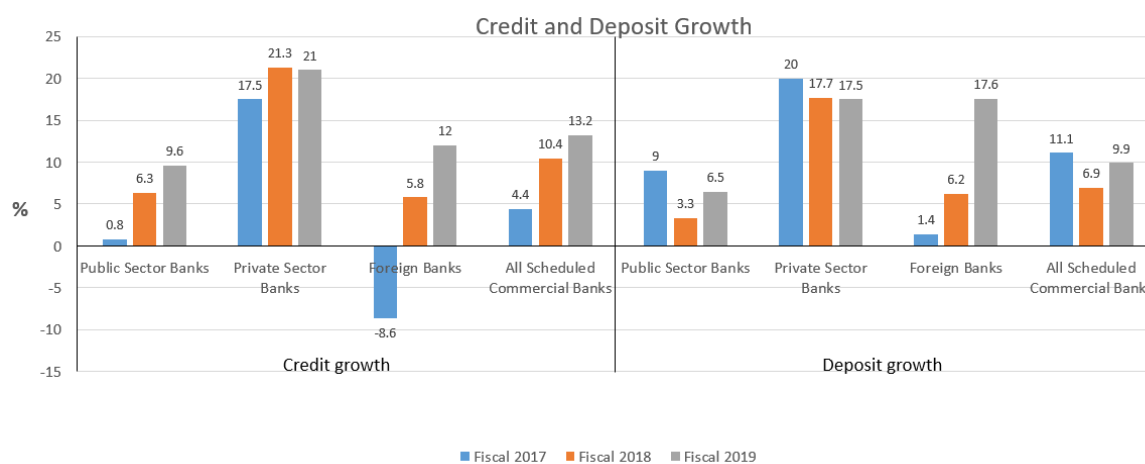
- increased focus by banks and financial institutions on consumer credit, resulting in a market shift towards regulated players from unregulated moneylenders/financiers;
- increasing desire by consumers to acquire assets such as cars, goods and houses on credit;
- a fast-emerging middle class and a growing number of households in a bank's target segment;
- improved terms of credit;
- legislative changes that offer greater protection to lenders against fraud and potential default, increasing the incentive to lend; and

- growth in assignment and securitization arrangements for consumer loans, enabling non-deposit based entities to access wholesale funding and compete in the market, based on the ability to originate, underwrite and service consumer loans.

Aggregate credit among all scheduled commercial banks (based on domestic operations) increased by 13.2% in fiscal 2019 due to an increase in credit demand, in particular from the personal loan segment, manifesting in an increase in non-food credit of 13.3%. Aggregate credit among all scheduled commercial banks (based on domestic operations) increased by 10.4% in fiscal 2018 and decreased by 4.4% in fiscal 2017.

Aggregate deposits among all scheduled commercial banks increased by 9.9% in fiscal 2019 due to sustained efforts by the RBI to bring previously unbanked households into the formal financial system. Aggregate deposits among all scheduled commercial banks increased by 6.9% in fiscal 2018 and 11.1% in fiscal 2017.

The figure below shows year-on-year aggregate credit and deposit growth among scheduled commercial banks for the periods indicated:



As at 24 May 2019, gross bank credit deployed by certain scheduled commercial banks, representing approximately 90% of total non-food credit extended by all scheduled commercial banks, was ₹ 85,167 billion compared with ₹ 76,365 billion as at 25 May 2018, representing an increase of 11.5% primarily due to an increase in gross bank credit deployed to retail customers for personal loans and to the services sector of 16.9% and 14.8%, respectively. As at 25 May 2018 gross bank credit deployed was ₹ 76,365 billion compared with ₹ 68,848 billion as at 26 May 2017, representing an increase of 10.9% primarily due to an increase in gross bank credit deployed for personal loans and to the services sector of 21.9% and 18.6%, respectively.

Gross bank credit deployed by certain scheduled commercial banks, representing approximately 90% of total non-food credit extended by all scheduled commercial banks, to the industry sector (comprising micro and small enterprises, medium and large enterprises) increased by 23.7% between 26 May 2017 and 24 May 2019. As at 24 May 2019, such advances amounted to ₹ 28,140 billion, an increase of 6.4% from ₹ 26,446 billion as at 25 May 2018. Between 25 May 2018 and 26 May 2017 such advances increased 1.5% from ₹ 26,068 billion to ₹ 26,446 billion. The vast majority of lending in this segment was to large enterprises, accounting for 83.3% of aggregate advances to the sector as at 24 May 2019.

Gross bank credit deployed by certain scheduled commercial banks, representing approximately 90% of total non-food credit extended by all scheduled commercial banks to large enterprises, increased by 9.1% between fiscal 2017 and fiscal 2019. As at 24 May 2019, such advances amounted to ₹ 23,433 billion, an increase of 7.4% from ₹ 21,809 billion as at 25 May 2018. Between 25 May 2018 and 26 May 2017 such advances increased 1.5% from ₹ 21,480 billion to ₹ 21,809 billion.

Gross bank credit deployed by certain scheduled commercial banks, representing approximately 90% of total non-food credit extended by all scheduled commercial banks, to micro and small enterprises increased by 1.3% between fiscal 2017 and fiscal 2019. As at 24 May 2019, such advances amounted to ₹ 3,653 billion, an increase of 1.1% from ₹ 3,613 billion as at 25 May 2018. Between 26 May 2017 and 25 May 2018, such advances increased 0.2% from ₹ 3,605 billion to ₹ 3,613 billion.

As at 24 May 2019, gross bank credit deployed by certain scheduled commercial banks, representing approximately 90% of total non-food credit extended by all scheduled commercial banks, to retail customers in personal loans was ₹ 22,414 billion, a 16.9% increase from ₹ 19,181 billion as at 25 May 2018. Between 25 May 2018 and 26 May 2017, such advances increased by 18.6% from ₹ 16,173 billion to ₹ 19,181 billion. As at 24 May 2019, out of the total gross bank credit deployed by all scheduled commercial banks to retail customers, ₹ 11,769 billion, or 52.5%, were attributable to loans for housing; compared to ₹ 9,919 billion, or 44.3%, as at 25 May 2018 and ₹ 8,588 billion, or 38.3%, as at 26 May 2017.

Between 26 May 2017 and 24 May 2019 personal loans grew by 38.6%, gross bank credit lent to the services sector grew by 40.0%, gross bank credit lent to the priority sector increased by 16.7% and gross bank credit lent to the industrial sector increased by 7.9%, making services the fastest growing segment for scheduled commercial banks in terms of gross bank credit provided by scheduled commercial banks. This is primarily attributable to an increase in gross bank credit lent to non-banking financial companies of 30.0% between 26 May 2017 and 25 May 2018 and 40.5% between 25 May 2018 and 24 May 2019.

Asset quality

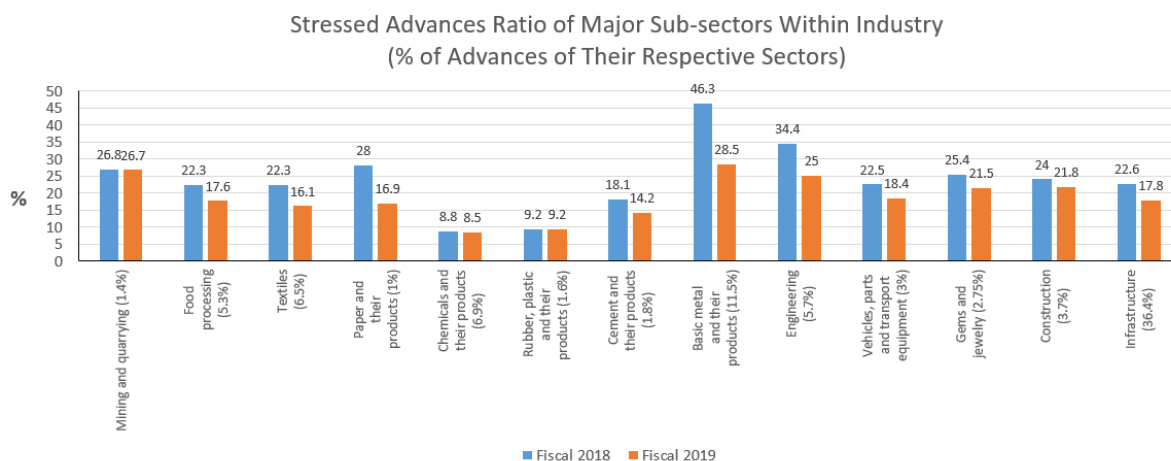
The Indian corporate sector experienced several challenges in recent years following a phase of significant expansion in investment in the infrastructure and industrial sectors during fiscals 2010 and 2011. These challenges included delays in project implementation, issues assessing raw materials, low demand and global commodity price cycles, which resulted in a decline in the credit quality of corporate borrowers. In addition, in February 2018, the RBI issued revised guidelines on the resolution of stressed assets, which resulted in the withdrawal of schemes of strategic debt restructuring, change in ownership outside strategic debt restructuring and the scheme for sustainable structuring of stressed assets. For more information, see “***Key Regulations and Policies in India—Laws, rules and regulations governing the Bank—Prudential framework on resolution of stressed assets***” on page 199. Loans that had been classified under these schemes, which were not implemented, were reclassified as non-performing. As a result, there was a substantial increase in the level of additions to non-performing loans, including slippages from restructured loans into non-performing status between fiscals 2016 and 2018 for the Indian banking sector, leading to a significant increase in the provisions and contingencies for non-performing assets during that period. These increases in provisions negatively affected the profitability of Indian banks between fiscals 2016 and 2018.

During fiscal 2019, NPAs fell across the banking industry. Stressed assets (i.e., gross non-performing assets plus restructured standard advances) in the banking system decreased to 9.7% of gross advances as at 31 March 2019 from 12.5% as at 31 March 2018.

Stressed assets in the banking system increased marginally between 31 March 2018 and 31 March 2017 from 12.0% as at 31 March 2017 to 12.5% as at March 31 2018.

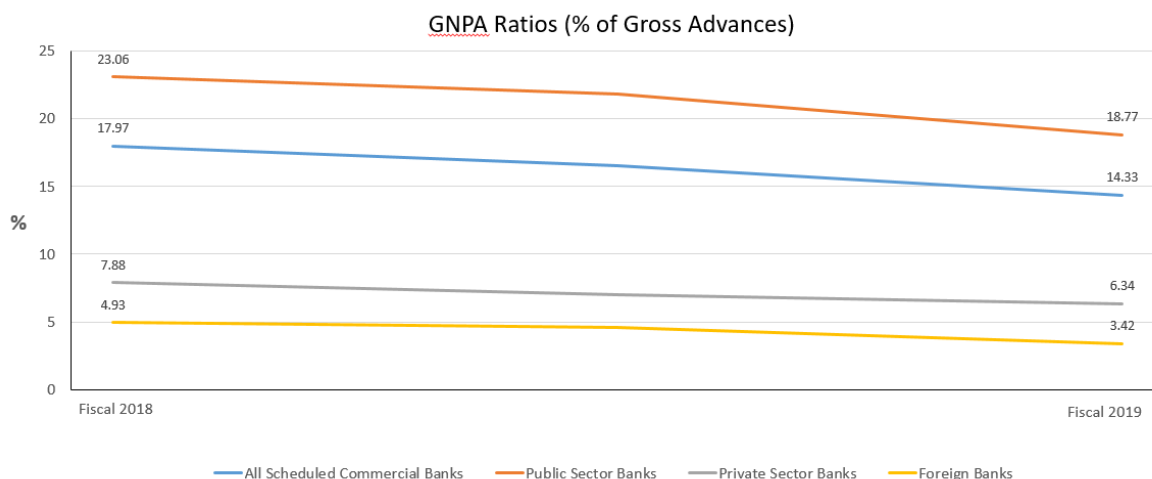
Within the industry, the stressed advances ratio of major sub-sectors registered decreases as at 31 March 2019 from their levels as at 31 March 2018. Between 31 March 2017 and 31 March 2018, sub-sectors such as ‘mining and quarrying’, ‘paper and paper products’, ‘engineering’, ‘gems and jewelry’ and ‘infrastructure’ registered increases.

The figure below sets forth the distribution of stressed assets in the Indian banking sector by borrower industry sector for the periods indicated:



The year-on-year growth in gross NPA ratio decelerated across all bank groups in fiscal 2019 as compared to fiscal 2018. The gross NPA ratio of public sector banks decreased from 23.06% at the end of March 2018 to 18.77% at the end of March 2019. The gross NPA ratio of private sector banks decreased from 7.88% to 6.34%, and the gross NPA ratio, for foreign banks decreased from 4.93% to 3.42% over the same period. Macro-stress tests for credit risk indicate that under the baseline scenario, scheduled commercial banks' gross NPA ratio may decline from 9.3% as at 31 March 2019 to 9.0% as at March 31 2020.

The graph below sets forth the gross NPA ratios for scheduled commercial banks for the periods indicated:



The increased pace at which non-performing assets were recognized led to the non-performing assets cycle peaking in March 2018. As most non-performing assets had been recognized in fiscal 2018, the cycle turned around in fiscal 2019. The net NPA ratio for all scheduled commercial banks therefore decreased to 3.8% as at 31 March 2019 from 6.1% as at 31 March 2018. The net NPA ratio increased to 6.1% as at 31 March 2018 from 5.3% as at 31 March 2017. As at 31 March 2019 the net NPA ratio for public sector banks was 5.2%, a decrease compared to 8.6% as at 31 March 2018. the net NPA ratio for private banks was 1.6%, a decrease compared to 2.0% as at 31 March 2018 and for foreign banks it was 0.5%, an increase compared to 0.4% as at 31 March 2018.

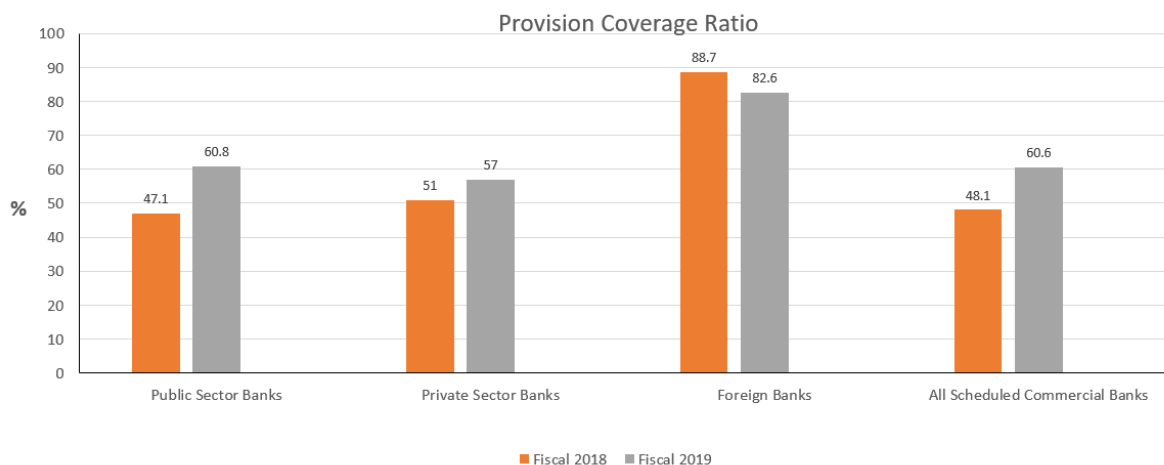
The figure below sets forth the net NPA ratios for scheduled commercial banks for the periods indicated.

Scheduled Commercial Banks' NNPA Ratios



The provision coverage ratio for the overall Indian banking sector increased to 60.6% as at 31 March 2019 from 48.1% as at 31 March 2018. The provision coverage ratio for the overall Indian banking sector increased to 48.1% as at 31 March 2018. As at 31 March 2019, among the bank groups, foreign banks had the highest provision coverage ratio of 82.6%, down from 88.7% as at 31 March 2018, followed by public sector banks with 60.8%, up from 47.1% as at 31 March 2018 and private sector banks with 57.0%, up from 51.0% as at 31 March 2018.

The figure below sets forth the provision coverage ratios for scheduled commercial banks for the periods indicated.



The share of large borrowers in the scheduled commercial banks' total loan portfolios declined by 1.8% between fiscal 2019 and fiscal 2018 and by 1.2% between fiscal 2018 and fiscal 2017 as did the gross NPAs of scheduled commercial banks. In March 2019, March 2018 and March 2017 large borrowers accounted for 53.0%, 54.8% and 56.0%, respectively, of gross advances and 82.2%, 85.6% and 86.5%, respectively of gross NPAs of scheduled commercial banks. In March 2019 the top 100 large borrowers accounted for 16.5% of gross advances and 18.6% of gross NPAs of scheduled commercial banks, compared with 15.2% and 26.0%, respectively, in March 2018 and 15.2% and 25.6%, respectively, in March 2017. Further, the category 2 of special mention accounts decreased in fiscals 2017, 2018 and 2019.

Stability, Income and Profitability

The banking stability indicator published by the RBI provided a mixed picture as at 31 March 2019. While banks' asset quality and soundness improved in fiscal 2019, balance sheet liquidity and profitability still needed improvement. Even so, this represents an improvement from fiscal 2018, which was marked by deteriorating profitability and asset quality which posed elevated risks to the stability of the banking sector due to plummeting profits after tax.

Among all scheduled commercial banks, net interest income growth improved to 16.5% in fiscal 2019 as compared to less than 10% growth in fiscals 2018 and 2017. The net interest margin of private sector banks

improved in fiscal 2019, while the net interest margin of public sector banks and foreign banks declined in fiscal 2019.

Although operating expenditure grew at a faster pace in fiscal 2019 as compared to fiscal 2018, scheduled commercial banks were able to maintain positive earnings before provisions and taxes growth in fiscal 2019.

Growth in total provisions declined to 3.4% in fiscal 2019, a 40.5% decrease as compared to fiscal 2018. Aggregate provisions in fiscal 2019 were approximately 106% of earnings before provisions and taxes, impacting profitability and leading public sector banks to continue to make losses while private sector banks and foreign banks improved their profitability.

Penetration of the Indian Banking Sector

Private sector banks have increased penetration into the Indian banking sector between fiscal 2017 and fiscal 2019 while public sector banks' penetration has declined over the same period. The number of private sector bank branches in India increased by 12.8% in fiscal 2019, from 29,273 branches as at 31 March 2018 to 33,031 branches as at 31 March 2019. Public sector banks (excluding regional rural banks), however, saw a 2.5% decline in the number of branches in fiscal 2019, from 95,336 branches as at 31 March 2018 to 92,955 branches as at 31 March 2019. The number of private sector bank branches in India increased by 5.9% in fiscal 2018, from 27,632 branches as at 31 March 2017 to 29,273 branches as at 31 March 2018. Public sector banks (excluding regional rural banks), however, saw a 0.9% decline in the number of branches in fiscal 2018, from 96,244 branches as at 31 March 2017 to 95,336 branches as at 31 March 2018.

Shift towards a Digital and Cashless Economy

Following the withdrawal of certain bank notes from circulation in India in November 2016, there was a surge in bank deposits with a commensurate fall in currency in circulation. On a macroeconomic level, this demonetization measure had a dampening effect on inflation with a temporary loss of momentum in the growth of real gross value added, a factor in the RBI's decision to revise such growth downwards from 7.6% to 7.1% in fiscal 2018. Although the impact of demonetization on the Indian economy is unclear, it is ultimately expected to transform the Indian economy in terms of greater intermediation and increasing efficiency gains through the adoption of digital modes of payment.

The Government is taking steps to promote a cashless economy such as its flagship Digital India program, which has a vision of transforming India into a digitally empowered society and knowledge economy. As part of promoting cashless transactions, various modes of digital payment are available, including:

- Debit cards;
- Credit cards;
- Mobile banking;
- Point of Sale;
- Unified Payment Interface; and
- Forex cards.

The table below sets forth the growth of the digital banking sector by total number of transactions, the amounts spent in such transactions, the number of credit cards and debit cards issued and outstanding and the number of point of sale terminals for the periods indicated:

Growth of the Digital Banking Sectors				
(₹ millions, except percentages)				
	Fiscal 2017	Fiscal 2018	Fiscal 2019	CAGR (Fiscals 2017- 2019) (%)
Number of mobile banking transactions.....	976.85	1,872.26	6,200.16	85.15
Amount spent in mobile banking transactions (₹'000).....	13,104.76	14,738.54	29,583.27	31.18
Credit cards issued and outstanding	27.16	33.80	42.27	15.88
Amount spent using credit cards (₹).....	3.31	4.63	6.08	22.43

Number of credit card transactions.....	1,093.51	1,412.97	1,772.36	17.47
Debit cards issued and outstanding.....	729.48	822.35	953.96	9.35
Amount spent using debit cards (₹).....	26.90	33.59	39.04	13.22
Number of debit card transactions	10,962.36	11,945.65	14,273.89	9.20
Point of sale terminals	20.28	34.92	41.32	26.77

Source: RBI Bankwise ATM/POS/Card Statistics

Digital and cashless transactions in the Indian banking sector increased between fiscal 2017 and fiscal 2019 as India moved towards a cashless economy. The increase was particularly pronounced in the mobile banking sector. The number of mobile banking transactions increased by 91.7% from fiscal 2017 to fiscal 2018 and by 231.1% from fiscal 2018 to fiscal 2019. The aggregate value of mobile banking transactions also saw a more modest increase of 12.5% from fiscal 2017 to fiscal 2018 and a more substantial increase of 100.7% from fiscal 2018 to fiscal 2019.

The number of credit cards issued and outstanding increased steadily between fiscal 2017 and fiscal 2019 by 24.4% from fiscal 2017 to fiscal 2018 and by 25.1% from fiscal 2018 to fiscal 2019. The amount spent using credit cards and the number of credit card transactions also increased by 39.7% and 29.2%, respectively from fiscal 2017 to fiscal 2018 and by 31.4% and 25.4%, respectively between fiscal 2018 and fiscal 2019.

The number of debit cards issued and outstanding increased steadily between fiscal 2017 and fiscal 2018 by 12.7% from fiscal 2017 to fiscal 2018 and by 16.0% from fiscal 2018 to fiscal 2019. The amount spent using debit cards and the number of debit card transactions also increased by 24.9% and 9.0%, respectively from fiscal 2017 to fiscal 2018 and by 16.3% and 19.5%, respectively from fiscal 2018 to fiscal 2019.

The number of POS terminals also significantly increased between fiscal 2017 and fiscal 2019 with a 72.2% increase from fiscal 2017 to fiscal 2018 and an 18.3% increase from fiscal 2018 to fiscal 2019. The amount spent using unified payment interfaces increased by approximately ten-fold from fiscal 2017 to fiscal 2018 and by approximately five-fold from fiscal 2018 to fiscal 2019.

Mergers and Consolidations

With the entry of foreign banks, competition in the Indian banking sector has intensified. Banks have increasingly looked to consolidations in an effort to derive greater benefits such as enhanced synergy, cost take-outs from economies of scale, organizational efficiency and diversification of risks.

In one of the largest consolidations in the Indian banking industry, the SBI merged with its five associate banks and the Bharatiya Mahila Bank. The merger became effective from April 1, 2017. In September 2018, the Government announced the amalgamation of three public sector banks, Bank of Baroda, Vijaya Bank and Dena Bank. The merger was effective from April 1, 2019.

In fiscal 2019, the ownership of a public sector bank, IDBI Bank, was acquired by LIC, following which IDBI Bank was reclassified as a private sector bank by the RBI.

In fiscal 2020, the Government announced several additional mergers of public banks: Canara Bank's merger with Syndicate Bank; United Bank of India's merger with Oriental Bank of Commerce and Punjab National Bank; Andhra Bank's merger with Corporation Bank and Union Bank of India; and Allahabad Bank's merger with Indian Bank.

Following these mergers, the number of public sector banks is expected to be 12, down from 27 in fiscal 2017.

Challenges Faced by Non-Bank Financial Companies

In fiscal 2019, challenges emerged for non-banking financial companies and housing finance companies following a default by a large non-banking financial company involved primarily in the infrastructure sector. This resulted in tightening liquidity conditions and increase in yields on the debt of non-banking financial companies and housing finance companies, leading to funding and growth challenges. As access to bond markets for these companies was constrained, bank lending to these companies increased, reflecting in the growth in bank credit to the sector. In response, the RBI announced several measures with a view to facilitate the flow of credit and banking system support to the non-banking financial companies. The Government, in its budget for fiscal 2019, announced a partial credit guarantee for a limited period for purchases of loan portfolios by public sector banks from non-banking financial companies.

Future Outlook and Key Trends

Going forward, Indian banks will be required move towards higher mandated capital standards, stricter liquidity and leverage ratios and a more cautious approach to risk. This implies that Indian banks will need to improve efficiency even as their costs of doing business increase. They will need to refine their risk management skills for enterprise-wide risk management. In addition, banks need to have in place a fair and differentiated risk pricing of products and services, since capital comes at a cost. This involves costing, a quantitative assessment of revenue streams from each product and service and an efficient transfer-pricing mechanism that would determine capital allocation.

Indian banks will also need to effectively utilize the various measures put in place by the RBI and the Government for the resolution and recovery of bad loans in order to reduce the NPAs on their books. They also have to strengthen their due diligence, credit appraisal and post-sanction loan monitoring systems to minimize and mitigate the problems experienced with NPAs in the past.

Due to the demonetization and digitization push by the Government, banks will need to develop their digital banking infrastructure to provide mobile and online services to their customers. These services would not only have to facilitate online payments and transactions, but also the creation of new accounts and the checking of existing accounts.

Basel III Implementation

The RBI has issued guidelines based on the Basel III reforms on capital regulation to the extent applicable to banks operating in India. These guidelines require, among other things, higher levels of Tier I capital and common equity, capital conservation buffers, maintenance of a minimum prescribed leverage ratio on a quarterly basis, higher deductions from common equity and Tier I capital for investments in subsidiaries and changes in the structure of non-equity instruments eligible for inclusion in Tier I and Tier II capital.

The RBI Basel III Capital Regulations have been implemented in India in phases since April 1, 2013, and are more stringent than the requirements prescribed by earlier RBI guidelines. The Basel III Guidelines were expected to be fully implemented as at 31 March 2019; however, the RBI has deferred the final phase in of the Basel III Guidelines' capital conservation buffer to 31 March 2020.

The Basel III Guidelines as on 31 March 2019 required Indian banks to maintain a minimum capital to risk-weighted assets ratio of 10.875%. From 31 March 2020 onwards, banks will be required to maintain a capital adequacy ratio of 11.5%. For more information, see ***“Risk Factors–Risks Relating to the Bank’s Business–The Bank is subject to reserve capital, capital adequacy and liquidity requirements as stipulated by the RBI for domestic banks. The Bank’s inability to maintain adequate capital due to changes in regulations, a lack of access to capital markets, or otherwise may impact its ability to grow and support its business.”*** and ***“Key Regulations and Policies in India”*** on pages 67 and 195.

Non-Performing Assets

According to the RBI, in fiscal 2020 the Indian banking sector is expected to build upon the consolidation achieved in fiscal 2019. Stress tests for credit risk conducted by the RBI indicate that under its baseline scenario, scheduled commercial banks' gross NPA ratio may decline further to approximately 9.0% in by 31 March 2020 from 9.1% as at 31 March 2019. This could release headroom for provisioning efforts, a turnaround in financial performance and for energizing and broadening the flow of credit to the productive sectors of the Indian economy.

Cashless and Digital Platforms

Digital influence in the Indian banking sector has been growing at a faster pace due to India's rising digital footprint. India's digital lending is expected to grow significantly in the near-future and, in response to this trend, Indian banks will increasingly need to develop their digital banking infrastructure to provide mobile and online services to their customers

BUSINESS

*Some of the information contained in this section, including information with respect to the business plans and strategies of the Bank, contain forward-looking statements that involve risks and uncertainties. You should read the section titled “**Forward-Looking Statements**” on page 17 of this Preliminary Placement Document for a discussion of the risks and uncertainties related to those statements and also the section titled “**Risk Factors**” for a discussion of certain factors that may affect the Bank’s business, financial condition or results of operations. The actual results of the Bank may differ materially from those expressed in or implied by these forward-looking statements.*

*The manner in which some of the operational and financial performance indicators are calculated and presented, and the assumptions and estimates used in such calculation, may vary from that used by other banks in India and other jurisdictions. The Bank’s fiscal year ends on March 31 of every year, so all references to a particular fiscal year are to the twelve-month period ended March 31 of that year. The following information is qualified in its entirety by, and should be read together with, the more detailed financial and other information included in this Preliminary Placement Document, including the information contained in “**Risk Factors**”, “**Industry Overview**”, “**Management’s Discussion and Analysis of Financial Condition and Results of Operations**”, and “**Financial Information**” on pages 62,143,105 and 307, respectively.*

Certain information in this section includes extracts from publicly available information, data, and statistics, and has been derived from various publications and industry sources, including from the RBI. Neither the Bank, nor the Book Running Lead Managers, nor any other person connected with the Issue has independently verified such information.

Unless otherwise stated, references to “the Bank”, are to Axis Bank Limited on a standalone basis and references to “we”, “us”, “our”, are to Axis Bank Limited on a consolidated basis.

Overview

The Bank is a leading private sector bank and financial services company in India offering a wide range of products and services to corporate and retail customers through a variety of delivery channels. The Bank commenced operations in April 1994 and, over the last 25 years, has grown both in terms of the size of its asset base and its physical network of branches, extension counters and ATMs.

As at 31 March 2019, the Bank was the third largest private sector bank in India in terms of total assets, based on public filings of private sector banks. The Bank’s total assets as at 31 March 2019 and 30 June 2019 were ₹ 8,009.97 billion and ₹ 7,745.66 billion, respectively, and the Bank’s net advances and deposits as at 31 March 2019 amounted to ₹ 4,947.98 billion and ₹ 5,484.71 billion, respectively, and as at 30 June 2019 amounted to ₹ 4,972.76 billion and ₹ 5,406.78 billion, respectively.

The Bank’s primary business consists of commercial banking operations for Indian corporate and retail customers. The Bank provides a range of commercial banking products and services, including loan products, fee and commission-based products and services, deposit products and foreign exchange and derivatives products to India’s leading corporations, middle market companies and small and medium enterprises. The Bank’s retail operations primarily consist of retail lending and deposit taking and distribution of third party insurance and investment products. The Bank also offers agricultural and rural banking products.

The Bank delivers its products and services through a variety of channels, including bank branches, ATMs, call centers, the internet and mobile phones. As at 30 June 2019, the Bank had a growing network of 4,094 branches and extension counters, 11,950 ATMs and 5,066 cash deposit and withdrawal machines distributed across 2,380 locations in India. In addition to the Bank’s extensive branch and ATM network, the Bank also offers telephone banking in various cities, as well as Internet banking and mobile banking facilities. The Bank has ten overseas offices, with branches in Colombo, DIFC, Hong Kong, Shanghai and Singapore and representative offices in Dubai, Abu Dhabi, Sharjah, and Dhaka and a subsidiary in London. The Bank also has an offshore banking unit at the International Financial Service Centre located at the Gujarat International Finance Tec-City in Gandhinagar, India. The Bank’s foreign branches primarily offer corporate banking, trade finance and treasury and risk management services.

The Bank’s principal business activities are divided into the following main business units:

- Retail Banking;

- Wholesale Banking; and
- Treasury.

The Bank's core income stream is comprised of interest income earned from its retail, corporate and SME loan portfolios, as well as from its money-market operations and investment portfolio. The Bank also earns fee and commission income from the processing of loans, documentary credits, bank guarantees, placements and syndication, service charges, cash management services, advisory services, depository services, capital market services, ATM interchange and cards, remittance, wealth management and sale of third party products.

Since 2011, the Bank has experienced significant growth in its customer and geographical base, which expanded to approximately 24 million retail saving customer accounts as at 30 June 2019. The Bank's total assets have increased from ₹ 6,913.30 billion as at 31 March 2018 to ₹ 8,009.97 billion as at 31 March 2019 and ₹ 7,745.66 billion as at 30 June 2019, with net retail advances (retail advances net of provisions) increasing from ₹ 2,064.65 billion as at 31 March 2018 to ₹ 2,458.12 billion as at 31 March 2019 and ₹ 2,582.05 billion as at 30 June 2019. Furthermore, total deposits grew from ₹ 4,536.23 billion as at 31 March 2018 to ₹ 5,484.71 billion as at 31 March 2019 and ₹ 5,406.78 billion as at 30 June 2019. The Bank's network grew from 13,814 ATMs and 2,263 cash deposit and withdrawal machines as at 31 March 2018 to 11,801 ATMs and 4,917 cash deposit and withdrawal machines as at 31 March 2019 and 11,950 ATMs and 5,066 cash deposit and withdrawal machines as at 30 June 2019.

After enduring a challenging period in fiscals 2017 and 2018, driven primarily by a decline in the credit quality of the Bank's corporate clients, the Bank has responded by taking several steps to reorient itself back onto a path of profitability and sustainable growth. As part of these measures, the Bank has bolstered its risk management framework and implemented several steps to improve its policies, structures and processes. These measures have included:

- Implementation of an independent credit underwriting function with internal accountability;
- Increased portfolio diversification to decrease concentration risks, including lesser exposure to project loans and increased focus on transaction banking and working capital businesses;
- Focus on a higher quality credit portfolio, with fresh originations predominantly from entities rated A- or better;
- Strengthened credit monitoring and improved early warning systems for potential stress; and
- Improved collections through optimized queuing strategy and channel selection.

The Bank has already begun to observe the positive effects of these measures. The Bank's net profit increased from ₹ 2.76 billion in fiscal 2018 to ₹ 46.77 billion in fiscal 2019. In addition, these positive trends have remained into the three months ended 30 June 2019, with net profit increasing from ₹ 7.01 billion in the three months ended 30 June 2018 to ₹ 13.70 billion in the three months ended 30 June 2019.

The Bank believes that it is now well-positioned to capitalize on future growth opportunities, and expects to be more resilient to credit cycles in the future. The Bank is now focused on gathering momentum to deliver performance in line with its past trends, and to do so on a sustainable and consistent basis.

Competitive Strengths

The Bank considers the following to be its principal competitive strengths:

Demonstrated track record of robust balance sheet growth through various business cycles

The Bank has significantly expanded its business since commencing operations in April 1994. Moreover, almost all of the Bank's balance sheet growth has been achieved organically over time rather than through acquisitions.

Despite the recent credit difficulties faced by the Indian banking sector in fiscals 2016 through 2018, which also negatively affected the Bank's profitability, the Bank's assets and liabilities continued to grow from 31 March 2017 to 31 March 2019 at a 15.40% CAGR. Over that same period, the Bank's deposits grew at a 15.05% CAGR, and the Bank's loan portfolio grew at a 15.16% CAGR. The Bank believes that its combination of diverse product

offerings and a customer-focused approach has enabled it to structure solutions to meet its customers' needs, resulting in sustained business growth even in recent difficult market conditions.

The Bank believes that its demonstrated track record of delivering balance sheet growth over time throughout various business cycles is evidence of its growth mentality, resilience and adaptability, which the Bank sees as distinct advantages in continuing to grow into the future.

Growing retail business franchise

Although the Retail Banking business unit has historically represented a smaller portion of the Bank's assets and interest income than the Wholesale Banking business unit, it has been growing in recent years, and has become a key revenue driver for the Bank. This recent growth in the Retail Banking business unit's interest income and fee income reflects the strength and diversity of the Bank's core earning streams.

Bank's net retail advances have increased from ₹ 1,679.93 billion as at 31 March 2017 to ₹ 2,064.65 billion as at 31 March 2018, ₹ 2,458.12 billion as at 31 March 2019 and ₹ 2,582.05 billion as at 30 June 2019, which has resulted in an increasing proportion of the Bank's net retail advances to the Bank's total advances, from 45.03% in fiscal 2017 to 46.96% in fiscal 2018, 49.68% in fiscal 2019 and 51.92% in the three months ended 30 June 2019.

In addition to loans and other interest-generating products, the Retail Banking business unit also generates fee income from services such as credit cards, foreign exchange cards, mobile payments and point-of-sale payments, among others. The Bank expects its fee-generating retail businesses to be key revenue drivers for the Bank in future years. These retail businesses also allow the Bank to effectively cross sell its other products, such as deposit, wealth management and other services.

As the Indian economy continues to grow and India's middle class continues to expand, retail banking is expected to be an important source of future growth and profitability in the banking sector. Accordingly, the Bank believes that its increasing presence in the retail banking space provides it with a competitive advantage over its competitors.

Strong brand recognition and extensive reach through a large and growing distribution network

The Bank's long-standing leadership role in the Indian banking sector, including over 25 years of banking operations, has created one of the most valuable banking brands in India. The Bank believes its strong brand recognition provides it with a powerful platform from which to market its products and services, and that its extensive nationwide distribution network, in turn, reinforces the Bank's brand awareness.

The Bank has a nationwide distribution network with one of the largest number of branch outlets among private sector banks in India, and it has continued to leverage its strong brand recognition to expand its network even further. Between 31 March 2017 and 30 June 2019, net 790 new branches and extension counters, 1,504 new ATMs and cash deposit and withdrawal machines were added. As at 30 June 2019, the Bank had a network of 4,094 branches and extension counters and 11,950 ATMs and 5,066 cash deposit and withdrawal machines spread over 2,380 cities and towns in India.

Through its extensive distribution network, the Bank offers a wide array of traditional asset and liability products and services to its customers, and is continually working to offer additional products to meet the needs of its diverse customer base. The Bank's distribution network is further complemented by its digital platforms, including online and mobile banking solutions, which offer 24-hour access to customer accounts and the ability to conduct routine banking transactions, such as online bill payment and application for loans. The Bank believes this extensive nationwide network provides it with a strong sales platform, which enables the Bank to cross-sell its products and to deliver high-quality and convenient services to its customers.

In particular, the Bank's distribution network provides access to an extensive depositor base, which provides the Bank with funding depth and a relatively low-cost deposit pool which helps to grow its business. The Bank's target depositor base consists of retail depositors, corporates and SMEs that the Bank believes choose its network because of its strong brand, the convenience of its branch locations, convenient access to ATMs and remote banking services, as well as diverse product offerings. As at 31 March 2019 and 30 June 2019, the Bank had savings and demand deposits totaling ₹ 2,433.9 billion and ₹ 2,234.74 billion, respectively.

Leadership in cashless and digital banking with an established technology platform

The Bank believes it is well-positioned to build its digital capabilities, and has made significant investments in technology and digital analytics to underwrite and manage risks and optimize costs. By establishing an IT system that effectively integrates customer service channels, Internet banking, customer service systems and telephone banking including personalized mobile banking and information platforms, the Bank is able to provide its management team with relevant financial and operational data on a real-time basis and better serve the Bank's customers in an efficient and effective manner.

The Bank has continuously invested in key technological platforms like mobility, artificial intelligence, blockchain and other new-age technologies that provide an edge in its offerings to customers. In addition, the Bank has leveraged artificial intelligence and machine learning to increase operating efficiencies and customer experience.

In fiscal 2018, the Bank acquired Freecharge Payment Technologies Private Ltd. and Accelyst Solutions Private Ltd. as its subsidiaries with the goal of improving the digitization of its financial services. Since then, the Bank has increasingly offered pre-approved loans and stepped up the pace of digital lending. The contribution of digital lending in personal loans increased from 22% in fiscal 2018 to 43% in fiscal 2019.

In addition, the Bank has established itself as a leading player in the cashless and digital payments space. In fiscal 2019, the Bank launched the "One Raipur" common payment system for Raipur Smart City. The Bank also launched "Axis Tap & Pay", a mobile application for making contactless payment at merchant terminals, as well as an in-home "Smart bill pay" initiative that allows users to pay their utility bills by scanning a QR code.

The Bank is now focused on evolving from a leading digital payments platform to a full digital financial services platform, which the Bank believes will help to acquire young, digitally-conscious customers. The Bank is also investing in setting up a digital bank.

Upgraded credit risk management and improving asset quality

The Retail Banking business unit's asset portfolio exhibits a significant level of diversification. In addition, the Bank continues to strengthen its Wholesale Banking business unit's risk management function, which has significantly improved the quality of that business unit's portfolio as well. The Bank believes these improvements in its risk management framework provide a distinct competitive advantage which is expected to enable the Bank to improve the profitability of its loan products and grow its asset portfolio on a sustainable basis.

The Bank strengthens its risk management and internal control capabilities on an ongoing basis by improving its policies and procedures and periodically introducing new and sophisticated risk management tools. In view of the lessons learned during the last credit cycle, the Bank has shifted toward more prudent risk taking with more conservative policies. The Bank's Wholesale Banking business unit has shifted its strategy toward greater portfolio diversification, decreased concentration in specific industries and project loans, and an increased focus on doing business with more highly rated corporates. The Bank recently segregated its credit underwriting function from its Wholesale Banking businesses, which now requires independent validation of internal ratings. The Bank has also put in place a risk data management framework to improve the quality of loan data, established a formal risk appetite framework for its Wholesale Banking business unit, and implemented stronger credit rating methodologies and an improved early warning system for potential stresses.

As a result, the Bank's asset quality metrics improved materially in fiscal 2019 after experiencing a challenging period in the two preceding fiscal years, and these trends remained on a positive trajectory into the three months ended 30 June 2019. As at 31 March 2017, 2018 and 2019 and 30 June 2019, gross NPAs totalled ₹ 212.81 billion, ₹ 342.49 billion, ₹ 297.89 billion and ₹ 294.05 billion, respectively, while net NPAs totalled ₹ 86.27 billion, ₹ 165.92 billion, ₹ 112.76 billion and ₹ 110.37 billion, respectively. The net NPA ratio (net NPAs as a percentage of net customer assets) as at 31 March 2017, 31 March 2018, 31 March 2019 and 30 June 2019 were 2.11%, 3.40%, 2.06% and 2.04%, respectively. In addition, the proportion of the Bank's standard corporate exposure that is rated A- or better improved from 68% and 77% as at 31 March 2017 and 2018, respectively, to 82% and 83% as at 31 March 2019 and 30 June 2019. In both fiscal 2019 and in the three months ended 30 June 2019, approximately 95% of new loans in the corporate book were to companies rated A- and above.

In line with these improvements in the Bank's asset quality metrics, the Bank's net profit increased from ₹ 2.76 billion in fiscal 2018 to ₹ 46.77 billion in fiscal 2019. These positive trends have continued into the three months ended 30 June 2019, with net profit increasing from ₹ 7.01 billion in the three months ended 30 June 2018 to ₹ 13.70 billion in the three months ended 30 June 2019.

The Bank has continued to invest in stronger risk management and analytical capabilities to better analyze, monitor and mitigate credit risks. The Bank expects this will provide it with a stable platform to realize its strategic objectives of increased profitability and sustainable growth.

Broad product offering to meet financial needs of customers

The Bank offers a universal banking platform spanning across diverse business units and several specialized subsidiaries, which provides the Bank with a comprehensive operational base and a large number of customer relationships from which to cross-sell its products and services. The Bank is able to provide this wide range of products across its physical and digital network, meaning it can provide customers across several market sectors with similar banking products and services, which the Bank believes is a substantial competitive advantage. In addition, the Bank's wide range of products and focus on superior service and execution also creates multiple cross-selling opportunities and, helps with customer retention. For example, the Bank's large network of existing corporate banking customers enable the Bank to leverage those relationships to obtain referrals to other companies and to high-net worth individuals, which the Bank sees as a distinct competitive advantage. In addition, by establishing itself as a one-stop financial center for its customers under the Bank's "One Axis" vision, the Bank is able to employ an integrated approach to cross-selling its products and services. For example, the Bank is able to cross-sell its products and services like savings accounts, term deposits, insurance, mutual fund investments and credit cards. The Bank sees this as a core strength enabling it to strengthen its existing customer relationship and to acquire new customers across various sectors.

Experienced and revamped management team

The Bank's senior management team comprise career banking professionals who have significant experience in the banking and financial services sector. The Bank believes the collective industry knowledge and leadership of its senior management team and their record of accomplishment in responding to challenging market conditions and achieving growth will enable the Bank to generate profitable growth in future years.

The Bank has made changes to its top management team starting in fiscal 2019 and is now led by a new Managing Director and Chief Executive Officer and other experienced industry executives, including a new Head of Retail Banking and a new Head of Wholesale Bank Coverage, among others. See "***Board of Directors and Senior Management***" on page 209. In January 2019, Shri Amitabh Chaudhry joined the Bank as its new Managing Director and Chief Executive Officer. Since his arrival, he has spearheaded a review of the Bank's policies and strategies that resulted in the implementation of the Bank's new "Execution Strategy 2022", which is focused on growth, profitability and sustainability.

The Bank's current management team has strengths in key areas including retail, corporate and international banking, and is focused on delivering on the Bank's newly-adopted business strategies. The Bank believes that the depth and breadth of the management team's expertise will enable the Bank to effectively implement strategic management and operational decisions in order to maintain its position as a leading private sector bank in India.

Strategies

In fiscal 2019, the Bank launched its new Execution Strategy 2022, which is centered on three important vectors – Growth, Profitability and Sustainability. The key elements of the Bank's business strategy are outlined below:

Growth – the Bank intends to reclaim its growth momentum by employing the following strategies:

- ***Broaden the Bank's low-cost deposit base to grow deposits in line with loans*** – the Bank aims to fund its loan growth objectives largely by growing its retail deposit base. Retail depositors in India are an important source of low-cost funding for the Bank, and the Bank believes that the Indian retail financial services market will continue to grow. The Bank therefore plans to continue expanding its retail banking business by growing its distribution network, increasing its customer base, diversifying its banking product mix, providing banking convenience to customers, optimizing digital channels and offering differentiated products and solutions to meet the specific needs of particular customer demographics. For example, in fiscal 2019, the Bank added net 347 new branches and extension counters and shifted its deposit strategy to focus on retail term deposits in addition to current accounts and savings accounts. Catering to its customers' needs, the Bank also offers various innovative banking services through mobile applications, web portals, prepaid cards, electronic data capture terminals and mobile handheld devices. The Bank believes that such customer-specific orientation will result in an increase in retail deposits to

the Bank, which will expand its pool of low-cost funding. Accordingly, the Bank intends to grow its deposit base at a higher rate than its loan growth and focus on improving its loan to deposit ratio.

- *Continue momentum in Bank's retail asset growth* – the Retail Banking business unit is expected to remain as a key driver of the Bank's overall growth strategy. The Bank intends to intensify its efforts in cross-selling the Bank's products to deposit customers, growing the Bank's retail assets by leveraging its branch network to source retail loans by expanding the distribution network for retail assets and diversifying its retail loan product portfolio. The Bank intends to focus on existing customers as well as on obtaining new customers, including by leveraging its digital lending platform as a channel to market its asset products. The Bank continues to invest in building risk management and analytical capabilities to mitigate risks, drive cross-selling opportunities and improve the profitability of its retail products.
- *Accelerate growth in the Bank's Wholesale Banking business unit* – the Bank intends to maintain its focus on corporate lending while also increasing this business unit's income by capturing a greater share of corporate fee income. The Bank intends to accelerate growth in its asset portfolio by focusing on growing its mid-corporate and commercial banking book, as well as on building a relationship-based model with SMEs and current account business customers to drive growth across both assets and liabilities. The Bank is focused on achieving this growth by targeting higher-rated corporates and lowering credit costs. The Bank also intends to invest in digital solutions for corporate customers in an effort to obtain a greater share of those customers' businesses and increase penetration in under-penetrated sectors.
- *Establish leadership in digital payments* – Digital payments are an important part of the Bank's strategy, and the Bank believes it is essential to achieve higher customer engagement leading to improved profitability and sustainability. The Bank remains committed towards promoting a less cash-focused digital economy, and enjoys a strong market position across most digital payments spaces in India. The Bank intends to continue investing in digital products and developing new capabilities which the Bank expects will bolster its position in the digital banking landscape, as well as improve customer experience, lower costs and reduce operating risks. It also intends to continue engaging in partnership-driven innovations to provide its customers with a differentiated payments experience and drive the Digital India mission.
- *Significantly scale-up the Bank's subsidiaries* – The Bank's subsidiaries are an important part of the Bank's overall growth strategy. A number of the Bank's subsidiaries, such as Axis Capital, Axis Securities and Freecharge, are among the market leaders in their industries and are well-positioned to capitalize on significant growth opportunities. Accordingly, the Bank is focused on integrating its main subsidiaries and continuing to invest in scaling them until they achieve sufficient scale and size and become key growth drivers.
- *Delivering solutions across the customer value chain under the "One Axis" vision* – the Bank has developed a significant number of corporate and retail relationships throughout its years of operations, and it intends to continue leveraging those relationships by cross-selling products offered by other business units to those customers. The Bank also intends to further diversify revenue sources by expanding its product and offerings, particularly fee and commission-based offerings, as well as offering third party products, such as insurance and online trading, which it can market to existing and prospective customers. The Bank will also increase its focus on delivering solutions by leveraging shared solutions and services across departments and subsidiaries. This will entail moving from a product focus to a customer focus, placing the customer's needs at the center of the Bank's efforts.

Profitability – the Bank intends to implement a number of measures that it believes will both increase revenue derived from its existing businesses and reduce costs

- *Optimize the business mix to improve risk-adjusted returns* – the Bank intends to increasingly diversify revenue sources and overall revenue by expanding its product offerings, particularly fee- and commission-based offerings. The Bank is especially focused on core income streams such as net interest income and fee-based income, which it expects will allow it to cross-sell its other products and services to increase fee-based income from the Bank's corporate and retail banking businesses and broaden the Bank's skill base and expertise in financial product development. The Bank also intends to increase its focus on SME lending, a sector that has emerged as an important sector of the Indian economy. SME lending is of strategic importance to the Bank as it typically generates higher yields and helps to diversify

risk, thus helping to drive increased profitability. Finally, the Bank also aims to diversify its portfolio mix towards products offering higher risk-adjusted returns.

- *Improve operating efficiency to minimize costs* – the Bank believes it can further streamline its operations and processes and minimize costs in order to increase profitability. Such measures may include, for example, optimizing account maintenance costs, increasing low-cost current account and savings account deposits and optimizing utilization of office space. In fact, the Bank’s branches have increasingly featured smaller formats with enhanced productivity led by automation and digitization.
- *Sweat existing infrastructure* – maximize utilities derived from the Bank’s already existing infrastructure in order to derive greater efficiencies and increase profitability.
- *Reduce credit costs below long-term average* – The Bank believes that conservative credit risk management policies and controls are critical for the long-term, sustainable growth of its business. The Bank expects to normalize its credit costs and bring them below its long-term average through improved credit underwriting processes.

Sustainability – sustainability forms the foundation of the Bank’s strategy

- *Strengthen the Bank’s core around technology, operations and process excellence* – the Bank intends to continue undertaking various technology-enabled strategies to strengthen the Bank’s sustainable growth. It will focus on developing a strong risk and compliance culture, modernizing its core technology, increasing the efficiency of its operating processes and adopting a design thinking approach.
- *Focus on disciplined execution* – the Bank intends to focus on disciplined execution to build a sustainable and credible business model by, among other things, capitalizing on its revamped organizational structure in an effort to minimize business volatility and obtain more predictable outcomes.
- *Embed conservatism in the Bank’s internal policies and practices and strengthen credit risk management* – the Bank believes that an important element in building a sustainable franchise is to embed conservatism in its internal policies and practices, and that conservative credit risk management policies and controls are critical for long-term, sustainable growth in its business. The Bank’s goal is to continually improve its credit risk management procedures, credit evaluation, rating methodology, and monitoring and control mechanisms to maintain the quality of the Bank’s loan and investment portfolios.

History and Corporate Information

The Bank was formerly known as UTI Bank Limited, having corporate identity number L65110GJ1993PLC020769, and obtained its certificate of incorporation on 3 December 1993 and its certificate of commencement of business on 14 December 1993 under the Companies Act, 1956 from the Registrar of Companies, Gujarat Dadra and Nagar Haveli, India. The Bank was granted its banking license by RBI in February 1994. The Bank began operations by opening its first branch in Ahmedabad on 2 April 1994 and was one of the first private sector banks established under guidelines issued in 1993 by the RBI in line with the Government’s policy to reform India’s financial sector. In 2007, the Bank changed its name from “UTI Bank Limited” to “Axis Bank Limited”, obtaining its certificate of incorporation on change of name on 30 July 2007, from the Registrar of Companies, Gujarat Dadra and Nagar Haveli, India.

The Bank’s Principal Activities

Overview

The Bank’s principal business activities are divided into the following main business units:

- ***Retail Banking:*** offers a variety of products and services in the domain of liabilities and assets and payments to retail customers. Retail liability products include savings accounts and term deposits that are customized for certain target groups, such as high-net-worth individuals, senior citizens, women, defense personnel, students and salaried employees. Retail asset products include home loans, personal loans, auto loans, loans against gold, educational loans as well as other types of secured and unsecured loans. The Bank’s Retail Banking business unit also offers other products and services such as debit and credit cards, forex cards, bill payment services and wealth management services.

- **Wholesale Banking:** comprises loans and fee-based products and services that the Bank offers to large and mid-sized corporate clients as well as SME clients, including cash credit facilities, demand and short-term loans, project finance, export credit, factoring, supply chain financing, structured products, discounting of bills, documentary credits, guarantees, foreign exchange and derivative products, cash management services, capital market solutions, cross-border trade and correspondent banking services and tax collections on behalf of the Government and various State Governments in India. Liability products offered by the Bank's Wholesale Banking business unit includes current accounts, certificates of deposit and term deposits, which are offered to large and mid-corporate customers. The Wholesale Banking business unit is divided into two sub-groups: the Corporate sub-group (which is managed by the Wholesale Banking Group) and the Small and Medium Enterprises ("SME") sub-group (which is managed by Commercial Banking Group).
- **Treasury:** The Treasury business unit manages the funding position of the Bank and also manages and maintains its regulatory reserve requirements. This business unit invests in sovereign and corporate debt instruments and engages in proprietary trading in equity and fixed income securities, foreign exchange, currency futures and options. It also invests in commercial paper, mutual funds and floating rate instruments as part of the management of short-term surplus liquidity. In addition to proprietary trading and liquidity management, the Treasury also offers a wide range of treasury products and services to the Bank's corporate customers, including derivative instruments such as forward contracts, interest rate swaps, currency swaps and foreign currency options in addition to services such as loan and debt syndication and placement.
- The presentation of the Bank's business units as set forth above corresponds to the Bank's own internal organization of its operations, with each business unit comprising a distinct group of assets and operations engaged in providing products and services that are subject to their own distinct set of risks and returns. This presentation of the Bank's business units differs from that of the Bank's segments as prepared in accordance with the segment reporting guidelines issued by the RBI, and disclosed in "**Management's Discussion and Analysis of Financial Condition and Results of Operations — Segment Information**". The segment reporting guidelines issued by the RBI apply unilaterally across the financial sector in India for comparison purposes, and are disclosed by the Bank for regulatory purposes. Accordingly, the term "business unit" refers to the Bank's own internal organization of its operations, while the term "segment" refers to the Bank's segment reporting for regulatory purposes.

Retail Banking

The Retail Banking business unit offers a variety of products and services in the domain of liabilities and assets and payments to retail customers. Retail liability products include savings accounts and term deposits that are customized for certain target groups, such as high-net-worth individuals, senior citizens, women, defense personnel, students and salaried employees. Retail asset products include home loans, personal loans, auto loans, loans against gold, educational loans as well as other types of secured and unsecured loans. The Bank's Retail Banking business unit also offers other products and services such as debit and credit cards, forex cards, bill payment services and wealth management services. The Bank also markets third party products such as mutual funds, life and non-life insurance policies and Government savings bonds. A wide range of liability and asset products and services are also offered to non-resident Indians ("NRIs").

The three core components of the Bank's retail lending strategy focus on cross-selling to existing deposit customers; focusing on distribution through branches; and advanced analytics engine driving underwriting.

To access a larger segment of India's population, the Bank has developed a wide network of fully interconnected retail branches, extension counters, ATMs, asset sales centers, an Internet banking channel, a call center and mobile banking. Customers, depending on their preference, can choose to interact with the Bank and access its various product and service offerings through any of these channels.

The Bank's branches distribute liability accounts, debit cards, travel cards and remittance cards, and have POS terminal machines and depository services, and sell third party products such as mutual funds and savings bonds issued by the Government. The Bank's asset sales centers distribute retail credit products such as mortgage loans, personal loans, vehicle loans and educational loans. The Bank is focused on providing each customer with its choice of channel for transactions and products to meet its financial needs and quality service.

The Retail Banking business unit offers products and services in the following areas:

- Retail liabilities;
- Investment products;
- Retail lending (including retail agriculture lending) and payments; and
- Financial inclusion.

Retail Liabilities

The Bank's main retail deposit products include the following:

- **Savings Bank Accounts.** Demand deposits from retail customers that are interest-bearing and offer a withdrawal facility through checkbooks and debit cards. As at 30 June 2019, the Bank had approximately 24.0 million retail savings customer accounts.
- **Term Deposits.** Tenure-based deposits of a fixed amount over a fixed term that accrue interest at a fixed rate and may be withdrawn before maturity in accordance with applicable rates.
- **Recurring Deposits.** Tenure-based periodic deposits of a fixed amount over a fixed term that accrue interest at a fixed rate and may be withdrawn before maturity in accordance with applicable rates by paying penalties.

In addition to the Bank's conventional deposit products, it offers a variety of specialized products and services suited to meet the demands of the Bank's varied customer base. Cross-selling strategies are central to the Bank's Retail Banking business unit, and the Bank's recent focus on payment data analytics has allowed to cross-sell its financial and investment products to existing customers.

The following provides a discussion of the main retail liability products and services offered by the Bank's Retail Banking business unit:

- **Prime Banking.** Prime banking aims to offer prompt and easily accessible banking services to customers in the mass and high value mass segment through the Bank's network branches and extension counters, ATMs and cash deposit and withdrawal machines, the Internet, the Bank's call center, a mobile banking platform, debit cards with high withdrawal limits and the Bank's "At par Chequebook" facility. As at 31 March 2018 and 31 March 2019, deposits under the Prime banking product totaled ₹ 620.94 billion and ₹ 668.79 billion, constituting 41.90% and 43.39% of the Bank's total savings bank deposits, respectively, as compared to ₹ 683.94 billion as at 30 June 2019, constituting 44.92% of the Bank's total savings bank deposits.
- **Savings Bank Account for Trusts and NGOs.** The Bank's Trust/NGO/Institutional Savings accounts are tailor made to suit the specific needs of these institutions. The Bank provides comprehensive financial solutions for this sector through its extensive network of branches and ATMs, digital banking, collection and payment services and other value-added services. As at 31 March 2018 and 31 March 2019 this product accounted for ₹ 69.24 billion and ₹ 64.53 billion constituting 4.67% and 4.19% of the total savings deposits of the Bank, respectively, as compared with ₹ 70.13 billion as at 30 June 2019, constituting 4.61% of the Bank's total savings deposits.
- **Salary Accounts.** To offer complete banking solutions to salaried employees, the Bank introduced a comprehensive payroll product consisting of differential privileges and offered on the basis of the net monthly salary of an employee. It allows the employer to manage salaries across various centers, with the employee benefiting from banking facilities including retail loans, a debit card and overdrafts, and privileges including concessional average balance requirements. As at 31 March 2018 and 31 March 2019, the payroll product portfolio totaled ₹ 287.49 billion and ₹ 322.16 billion, respectively, compared with ₹ 334.57 billion as at 30 June 2019.
- **Encash 24 Flexi Deposit Account.** The Bank's Encash 24 Flexi Deposit account is a savings account linked to a term deposit product that offers the customer the liquidity of a savings account with the high returns of a term deposit. This product provides a weekly automatic transfer of idle balances above a

certain minimum amount from savings accounts to term deposits, resulting in higher yields for the customer. Whenever there is a shortfall in the customer's savings account, deposits are automatically transferred from the term deposit account to meet the shortfall.

- **Axis Bank Priority Program.** The “Priority” initiative targets an affluent customer base to meet such customers’ banking and investment needs. The program offers personalized services, convenience, preferential pricing across various banking products and a dedicated relationship manager dedicated toward meeting customers’ needs. As at 31 March 2019, the Axis Bank Priority Program accounted for ₹ 311.83 billion in deposits, constituting 20.25% of the total savings bank deposits of the Bank, as compared to ₹ 308.34 billion in deposits, constituting 20.25% of the total savings bank deposits of the Bank as at 30 June 2019.
- **Burgundy by Axis Bank.** Burgundy is the Bank’s wealth management offering for high net worth individuals. Launched in September 2014, Burgundy brings solutions offered by various groups within the Bank (including both retail and corporate divisions) under one integrated platform to comprehensively meet all banking requirements of the customers. Every Burgundy customer is provided a dedicated relationship manager who, backed by a team of experts, offers a range of customizable wealth management, personal banking, business and lending solutions to its customers.
- **Debit Cards.** The Bank was one of the largest private sector bank issuers of debit cards in India in terms overall amounts spent at point of sale terminals in fiscals 2018 and 2019 and the three months ended 30 June 2019.

Investment Products

The following provides a discussion of the products and services of the Bank’s retail investment products:

- **Life Insurance.** The Bank has a corporate agency partnership with Max New York Life Insurance Co. Ltd. and LIC for sales of life insurance products. As per the corporate agency guidelines, the Bank’s staff are licensed and responsible for selling the life insurance products. The Bank’s partnership with LIC has strengthened its customer proposition by enabling it to enter the annuity space. In fiscal 2018, the Bank earned fee income of ₹ 5,395 million from its life insurance business as compared to ₹ 6,405 million in fiscal 2019.
- **Non-Life Insurance.** As corporate agents of Apollo Munich Health Insurance Company Limited, Bharti Axa General Insurance Company Limited, Aditya Birla Health Insurance Company Limited and Tata AIG General Insurance Company Limited, the Bank offers health and non-life insurance to its customers. In fiscal 2018, the Bank’s non-life insurance business earned fee income of ₹ 564 million as compared to ₹ 686 million in fiscal 2019.
- **Mutual Fund Sales.** The Bank is one of the leading distributors of mutual funds in India. The Bank distributes mutual fund products of all major asset management companies in India to its clients. The Bank recommends suitable schemes to its clients based on the recommendations of its in-house research team. Mutual fund products are sold through the Bank’s branch distribution network based on client requirements. The Bank earns fee income in the form of retention remuneration on the sale of mutual funds and transaction charges on the sale of mutual fund products. The Bank earned a fee income of ₹ 3,885 million through the distribution of mutual fund products in fiscal 2018 as compared to ₹ 4,161 million in fiscal 2019.
- **Online Trading.** The Bank offers online trading services in collaboration with Axis Securities Limited, a wholly-owned subsidiary of the Bank, under the name AxisDirect. AxisDirect, an online platform, offers a diverse range of products including equity, derivatives, initial public offerings, mutual funds, exchange traded funds, and non-convertible debentures, among others. AxisDirect, a three-in-one investment account with online and phone trading capabilities, is available to both residents and NRI customers. AxisDirect was launched in January 2011.

Retail Lending and Payments

The growth of retail and consumer lending in India is a consequence of growing affluence and changing consumer behavior. Retail Lending is one of the Bank’s core growth areas. The Bank’s focused marketing approach, product innovation, risk management systems and competent back-office processes contribute to the strength of the Bank’s

retail lending strategy. The target markets identified for retail loans are salaried or self-employed professionals and other self-employed individuals, Hindu undivided families, trusts, firms, private limited and public limited companies.

The Bank offers a variety of retail credit products such as mortgage loans, automobile loans, commercial vehicle loans, personal loans, education loans, credit cards, loans against term deposits, loans against securities, small business banking loans and agriculture loans. The major components of the Bank's retail lending portfolio are home and mortgage finance, agriculture loans, personal loans and automobile finance.

The Retail Banking business unit also contains a Small Business Banking division that is dedicated to cater to the financing needs of micro-entrepreneurs that have not yet achieved sufficient scale to be covered by the Bank's SME business unit. The Retail Banking business unit's micro-entrepreneur customers are provided with secured and unsecured credit facilities in the form of fund-based as well non-fund-based limits that are tailored for their needs. Similarly, the Retail Banking business unit also offers a diverse range of template products targeted at agricultural loan customers that have not yet achieved sufficient scale to be covered by the Bank's SME business unit. These products include, for example, the Kisan Credit Card which provides farmers with credit facilities for their various needs, loans for farmers against pledges of gold ornaments, as well as a comprehensive scheme for warehouse receipt financing.

As at 31 March 2017, 2018 and 2019 and 30 June 2019, the Bank's net retail advances were ₹ 1,679.93 billion, ₹ 2,064.65 billion, 2,458.12 billion and ₹ 2,582.05 billion, respectively, constituting 45.03%, 46.96%, 49.68% and 51.92%, respectively, of the Bank's net advances.

These loans are provided by the Bank directly through asset sales centers and branches. Asset sales centers serve as the focal point for marketing, distribution and servicing of retail loan products.

Retail Advances Portfolio by Category

The Bank's retail advances portfolio consists of schematic and non-schematic loans. As at 30 June 2019, the portfolio mainly consisted of mortgage loans, personal loans, automobile loans, gold loans, agriculture loans, and non-schematic loans (comprising credit cards, loans against deposits and loans against securities, among others). The Bank's retail advances portfolio also includes loans acquired through portfolio buyouts.

The Bank's home and mortgage finance business involves extending long-term secured housing and commercial property loans to individuals and companies for the purchase, construction and extension of residential and commercial premises. As at 31 March 2019 and 30 June 2019, the Bank's total home and mortgage finance portfolio was predominantly comprised of floating rate loans. Personal loans are unsecured loans provided to customers for various purposes, such as medical expenses and social obligations, and are generally repayable over the term of four years. Automobile finance, which includes financing four-wheelers, commercial vehicles, and construction equipment, involves providing consumer credit for an average period of three to five years to acquire a new or used vehicle. Automobile loans are secured by a lien on the purchased asset. The Bank has developed relationships with several established non-banking financial companies in India, providing both direct automobile finance (to individual borrowers) as well as indirect automobile finance (portfolio buy-outs).

The Bank's portfolio of credit card offerings include featured cards, co-branded cards and premium cards. Based on RBI data, in terms of total credit cards in force, the Bank's credit card business had an 11.2%, 12.0%, 12.7% and 12.6% market share of the Indian credit card market in fiscals 2017, 2018 and 2019 and in the three months ended 30 June 2019, respectively.

The Bank believes there are significant opportunities to grow its personal loans and credit card portfolio by cross-selling to the existing customer base of partner technology companies. The Bank launched a co-branded credit card with a large e-commerce company based in India. The Bank sees this co-branded credit card as a means to tap into this partner e-commerce company's large customer base. Among its main features, this credit card is issued electronically and ready for use instantly following credit approval, and provides cashback on spending at partner merchants as well as other spending categories with no upper limit on cashback earned, promotional welcome bonuses, complimentary lounge access and fuel surcharge waiver. Holders of this credit card are able to electronically monitor cashback earned, request credit limit increases, convert purchases to equated monthly installments, apply for instant loans, block or replace their credit cards, or view their latest bills.

The Bank's total net retail advances portfolio by category is set forth below for the periods indicated:

Product	As at 31 March			As at 30
	2017	2018	2019	June 2019
	(₹ in millions)			
Automobile loans	169,876	216,117	278,632	308,753
Mortgage loans	743,893	836,425	949,778	988,200
Loans against property	134,839	163,696	203,701	215,417
Personal loans	139,091	202,147	288,050	310,248
Retail agriculture loans	267,423	316,585	342,199	329,276
Education loans	4,803	7,797	11,002	11,529
Gold loans	10,607	13,551	13,754	13,784
Small business loans.....	29,031	52,439	86,884	97,060
Credit card loans	60,390	85,394	120,128	134,840
Other retail loans ⁽¹⁾	119,976	170,495	164,072	172,946
Total	1,679,929	2,064,646	2,458,120	2,582,053

(1) Other retail loans primarily include business equipment loans, loans against deposit and other non-schematic loans.

Mortgage loans, personal loans, agriculture loans and non-schematic loans have been major contributors to the growth in the Bank's retail advances portfolio over period. In fiscal 2019, the fastest-growing categories of retail loans were education loans, personal loans and micro/small business loans, which grew by 41%, 43% and 66%, respectively.

The table below sets forth the growth rates in the Bank's net retail advances portfolio by category, as of 30 June 2019, for the trailing twelve months:

	30 June 2019 (trailing twelve months)
Product	
Automobile loans	35.77%
Mortgage loans	15.33%
Loans against property	25.25%
Personal loans	45.88%
Retail agriculture loans	11.72%
Education loans	38.03%
Gold loans	2.06%
Small business loans.....	73.91%
Credit card loans	45.50%
Other retail loans ⁽¹⁾	(5.22)%
Total	22.00%

(1) Other retail loans primarily include business equipment loans, loans against deposit and other non-schematic loans.

The Bank expects personal loans and small business loans to be the main sources of growth in the Bank's retail loans portfolio in the near term.

Credit Evaluation: Retail Loans

All prospective borrowers are granted loans only if they pass the credit evaluation process. The Bank has detailed product lending parameters and has devised a credit-scoring sheet for all major products. For a loan to be approved, a minimum cut-off score must be achieved by a borrower. This credit rating mechanism is periodically updated and reviewed. The Bank has devised a separate risk evaluation model for agricultural loans with an objective to measure and mitigate the risk involved in financing this sector.

Other Products and Services

Other products and services offered by the Retail Banking business unit include debit cards, meal cards, gift cards, rewards cards, Smart Pay cards, Meal cards, credit cards, card acceptance services and loans against gold.

The following provides a discussion of the other products and services of the Bank's Retail Banking business unit.

- **Merchant acquiring.** Under its merchant acquiring business, the Bank focuses on strengthening its relationship with its merchant partners to open up avenues of cross-selling the Bank's transactional

products. The Bank generated total revenue of ₹ 1,544 million in fiscal 2018 and ₹ 1,810 million in fiscal 2019 from its merchant acquiring business.

- **Non-Resident Retail Products and Services.** The Bank offers a wide suite of banking and investment products under its NRI Services brand for Indians living and working overseas. NRIs may, for example, choose to open an account or invest in deposits, secondary market or mutual funds. The Bank also offers a range of other services to NRI customers under the NRI Burgundy and NRI Priority program. Key products include savings and term deposits, non-resident foreign currency term deposits, resident foreign currency accounts for returning NRIs and a host of investment products such as life and general insurance, mutual funds and bonds, as permitted by the relevant regulators. The Bank also offers loan and overdraft facilities to NRI customers against their term deposits with the Bank. The Bank offers portfolio investment scheme services across all its branches.
- **Retail Remittances.** The Bank provides multiple inward remittance solutions to customers based on target customer profile and geography. Remit Money is the Bank's online remittance platform, which is available to NRI customers in the United States of America, United Kingdom, Canada, Australia, Singapore, Switzerland, South Africa, Hong Kong and the UAE. Customers can log on to the platform and remit money from their overseas bank account to any bank account in India conveniently.
- **Retail Forex.** The products offered under the retail forex sector include forex cards and outward wire transfers.

Retail Fees

Fee income for the Retail Banking business unit is generated from ATM transactions, cards, safe deposit lockers, service charges on deposit transactions, processing fees from retail loans as well as fees earned from third party product sales. Fee income from the Bank's retail operations have grown significantly between fiscals 2017 and 2019.

The table below sets forth the distribution of fee income from the Bank's retail operations for the periods indicated:

Fee Income from Retail Operations	For the year ended 31 March			For the three months ended 30 June
	2017	2018	2019	2019
	(₹ in millions)			
Card fees	14,692	18,761	24,321	7,113
Non-card fees	25,060	30,134	37,105	9,397
Out of which				
MF and insurance distribution fees (including distribution fees relating to bonds, gold coins etc.)	9,706	10,538	11,832	2,068
Other retail fees (including foreign exchange service fees)	15,354	19,596	25,273	7,329
Total fee income from retail operations	39,752	48,895	61,426	16,510

Total fee income from the Bank's retail operations accounted for 13.35%, 16.53%, 17.63% and 17.00% of total operating revenue of the Bank (which represents the aggregate of net interest income and other income for the relevant period) for fiscals 2017, 2018 and 2019, and for the three months ended 30 June 2019, respectively, and 50.43%, 55.14%, 60.65% and 61.99% of the Bank's total fee income for fiscals 2017, 2018 and 2019, and for the three months ended 30 June 2019.

Wholesale Banking

The Bank's Wholesale Banking business unit offers various loan and fee-based products and services to large, mid-corporate and multi-national clients as well as small and medium enterprises (including micro, small and medium enterprises). These products and services include cash credit facilities, demand and short-term loans, project finance, export credit, factoring, supply chain financing, structured products, discounting of bills, documentary credits, guarantees, foreign exchange and derivative products, cash management services, capital market solutions, cross-border trade and correspondent banking services and tax payments. Liability products including current accounts, certificates of deposit and term deposits are also offered to corporate customers.

The Wholesale Banking segment is divided into two sub-groups: the Corporate sub-group, which caters to government, strategic, large, multi-national and mid-sized corporate clients; and the SME sub-group, which caters to small and medium enterprises (including micro, small and medium enterprises).

Corporate Sub-group

The Corporate sub-group of the Bank's Wholesale Banking business unit comprises loans and fee-based products and services that the Bank offers to government, strategic, large, multi-national and mid-sized corporate clients.

The Corporate sub-group focuses on procuring low cost funds by offering a range of current account products and transactional banking solutions across all business sectors such as corporates, institutions, central and State Governments and small and retail business customers. The Bank's current account products provide flexibility to its customers to choose from a range of products depending on their average balance requirements. In addition to traditional channels such as the Bank's branches and ATMs, customers can access and conduct transactions through the Bank's internet banking platform. Customers can also access their account information through the phone banking and mobile banking facilities offered by the Bank.

In an effort to create an integrated Corporate banking franchise, the Bank reorganized the coverage structure of its Corporate sub-group in 2019, as follows:

- **Large Corporates:** covering all corporate clients with turnover greater than ₹ 10.0 billion;
- **Mid-Corporates:** covering all corporate clients with turnover between ₹ 250 million and ₹ 1.0 billion; and
- **Focused Segmental Coverage:** covering strategic clients, Government-owned entities, multi-national companies, and banking and financial services companies.

Small and Medium Enterprises Sub-group

The Bank's SME sub-group caters to the SME market sector by offering products, including term loans and working capital finance, as well as other banking services like cash management and foreign exchange which are tailored to the particular requirements of small and medium enterprises (including micro, small and medium enterprises). The wide range of customized products offered by the Bank seeks to provide SME customers with adequate finance which is well-suited for their business needs.

The SME business unit is of strategic importance to the Bank as it generates higher yields and helps to diversify risks. The SME market sector also offers good business potential both for fund-based and non-fund-based products, as well as for cross-selling of products. Accordingly, the SME business unit offers a wide range of both template and non-template products, including term loans and working capital finance, non-fund based facilities tailored to the specific requirements of clients.

The Bank's SME business emphasizes relationship building and supporting entrepreneurs. To that end, the Bank has created focused subdivisions to meet the requirements of the SME market sector, namely the Small Enterprises Group (for turnover up to ₹ 750 million), the Medium Enterprises Group (for turnover above ₹ 750 million to ₹ 2.5 billion) and the Supply Chain Finance Group. As at 30 June 2019, the Bank operated from 120 SME centers to service its customers.

Loans to SMEs (including SME agricultural loans) amounted to ₹ 587.40 billion and ₹ 655.84 billion as at 31 March 2018 and 31 March 2019, constituting 13.36% and 13.25% of the Bank's total loan portfolio as at 31 March 2018 and 31 March 2019, respectively, as compared to ₹ 616.16 billion as at 30 June 2019, constituting 12.39% of the Bank's total loan portfolio.

Products and Services

A broad classification of products and services offered by the Bank's Wholesale Banking business unit to its corporate and SME clients (including corporate agriculture clients), is set forth below.

- **Fund-based products.** Loans and advances for working capital, corporate finance and project finance.
- **Non-fund-based products.** Non-funded advances such as documentary credits, standby letters of credit and guarantees.

- *Liability products and fee related services.* Non-retail term deposits and current accounts (including current accounts).
- *Fee-based services.* Including fund transfers, cash management services, collection of Government taxes, trade services.

These products and services are delivered to customers through the Bank's network of branches, correspondent banking networks, telephone banking, mobile banking and the internet.

Fund-Based Products

Fund-based limits are generally granted by way of overdrafts, cash credit, demand loans, medium-and long-term loans and discounting of bills. Generally, the type of facility to be granted is determined based on factors such as the loan purpose, the security offered, the size of the advance, repayment terms, risk profile and the requirements of the customer.

The following table sets forth a breakdown of the Wholesale Banking business unit's loans as at the dates indicated.

Financing Type	As at 31 March			As at 30
	2017	2018	2019	June
	(₹ in millions)			
Corporate	1,559,039	1,744,462	1,834,016	1,774,548
Of which				
Term Loans.....	1,215,720	1,184,184	1,211,222	1,193,791
Working Capital Finance.....	343,319	560,278	622,794	580,756
SME	491,725	587,395	655,845	616,160
Of which				
Term Loans.....	103,267	132,635	134,754	127,566
Working Capital Finance.....	388,458	454,760	521,090	488,593
Total	2,050,764	2,331,857	2,489,860	2,390,707

The RBI requires all Indian banks to classify their credit transactions in accordance with their level of risk, and the criteria the Bank uses to classify loans in its portfolio correspond to those established by the RBI. All of the Bank's wholesale banking business customers receive a risk classification, and each loan granted to each client also receives a risk classification, depending on the risk level of the transaction and the amount the Bank receives as collateral. Classifications are determined by the loan type and amount of collateral to be received and spread to be applied. All transactions are confirmed by the Bank's back-office, which confirms the limits and receipt of all relevant documentation. The Bank uses credit and behavior scoring models to determine the volume of credit that it will grant and to establish its credit limits. The Bank's credit policy is implemented through its system, providing for individual analysis based on the client's profile and allowing for the differentiation of interest rates, based on the client's credit risk profile. The Bank's credit policy and scoring models are reviewed periodically, based on estimated performance and non-performance credit indicators.

Set out below are internal ratings distribution of the standard Corporate exposure as at the dates indicated.

Rating Distribution Value	As at 31 March			As at 30 June
	2017	2018	2019	2019
	% of total	% of total	% of total	% of total
1 AAA.....	12	13	12	15
2 AA ⁽¹⁾	26	34	39	38
3 A ⁽²⁾	30	30	31	30
4 BBB ⁽³⁾	22	18	14	13
5 BB and below ⁽⁴⁾	10	5	4	4
Total	100	100	100	100

(1) Includes AA+, AA and AA-.

(2) Includes A+, A and A-.

(3) Includes BBB+, BBB and BBB-.

(4) Includes BB+, BB and BB- and below.

In fiscals 2017 and 2018 approximately 85% and 86% of new loans in the corporate book were to companies rated A- and above, respectively, compared to approximately 95% in each of fiscal 2019 and the three months ended 30 June 2019.

The total aggregate amount of the standard Corporate sub-group's loans rated BB and below totaled ₹ 196.85 billion and ₹ 89.94 billion as at 31 March 2017 and 31 March 2018, as compared to ₹ 74.67 billion and ₹ 75.04 billion as at 31 March 2019 and 30 June 2019. These figures reflect, among other things, ₹ 22.42 billion of new credit downgrades in to the BB and below category during the three months ended 30 June 2019, which mostly related to certain borrower groups that have exhibited renewed signs of credit stress.

The four industry groups with the highest representation in the standard Corporate sub-group's loans rated BB and below are Power (representing 26.89% of the Corporate sub-group's loans rated BB and below as at 30 June 2019), infrastructure and construction (representing 15.62% of the Corporate sub-group's loans rated BB and below as at 30 June 2019), hotels (representing 9.38% of the Corporate sub-group's loans rated BB and below as at 30 June 2019) and entertainment and media (representing 5.08% of the Corporate sub-group's loans rated BB and below as at 30 June 2019).

As a percentage of gross customer assets (which is defined as gross advances and gross credit substitutes), the pool of the standard Corporate sub-group's outstanding loans rated BB and below represented 4.66% and 1.78% as at 31 March 2017 and 31 March 2018, as compared to 1.32% and 1.34% as at 31 March 2019 and 30 June 2019. As a percentage of the Corporate sub-group's total outstanding loans, the pool of the Corporate sub-group's loans rated BB and below represented 12.63% and 5.16% as at 31 March 2017 and 31 March 2018, as compared to 4.07% and 4.23% as at 31 March 2019 and 30 June 2019.

The Bank believes that its SME loan portfolio is well diversified, which results in decreased concentration risk. Set forth below is the internal ratings distribution of the standard SME exposure as at the dates indicated.

Rating Distribution Value	As at 31 March			
	2017 % of total	2018 % of total	2019 % of total	As at 30 June 2019 % of total
1 SME1	6	5	11	10
2 SME2	14	13	9	12
3 SME3	66	67	65	63
4 SME4	9	8	8	8
5 SME5 -7	5	7	7	7
Total	100	100	100	100

The following provides a discussion of the products and services of the Wholesale Banking business unit's fund-based products.

- Working Capital Finance.** Cash credit, working capital demand loans and overdraft facilities are funded facilities, usually secured by current assets such as inventory and receivables. These facilities are generally extended for a period of one year. In almost all cases, facilities are subject to an annual review and are repayable on demand. Interest is collected on a monthly basis, based on daily outstanding amounts. Bill discounting involves discounting negotiable instruments, which are generally issued for trade receivables. These can also be re-discounted with other banks and financial institutions, if required. As at 31 March 2018, the Wholesale Banking business unit's outstanding net working capital loans (including the Corporate and SME sub-groups) amounted to ₹ 1,015.04 billion, constituting 23.09% of the Bank's net loan portfolio, as compared with ₹ 1,143.88 billion as at 31 March 2019 and ₹ 1,069.35 billion as at 30 June 2019, constituting 23.12% and 21.50% of the Bank's net loan portfolio as at those respective dates.
- Term Loans.** Term loans are offered to customers based on the Bank's appraisal of the quality of management, industry, prospects, business model and financial strength of the firm. This financing is provided by way of term loans of various tenors. These corporate financing term loans, which the Bank offers to companies in the manufacturing, service and infrastructure sectors by way of medium- and long-term loans. The Bank also offers asset-based lending such as receivables financing and customized corporate finance products to meet specific customer needs. As at 31 March 2018, the Wholesale Banking business unit's outstanding net term loans (including the Corporate and SME sub-groups) amounted to ₹ 1,316.82 billion, constituting 29.95% of its net loan portfolio, as compared with ₹ 1,345.98 billion as

at 31 March 2019 and ₹ 1,321.36 billion as at 30 June 2019, constituting 27.20% and 26.57% of the Bank's net loan portfolio as at those respective dates.

Non-Fund-Based Products

The following provides a description of the products and services of the Wholesale Banking business unit's non-fund based products.

- **Acceptances, Endorsements and Other Obligations.** The Bank provides documentary credits to customers to meet their working capital requirements as well as for capital equipment purchases. Documentary credits are approved together with a working capital assessment or a project finance assessment. Typically, a working capital line can be drawn down on a revolving basis over the term of the facility. Customers pay fees for drawdowns of the acceptances, endorsements and other obligations, and the Bank may require additional collateral by way of a cash margin. The percentage of any such margin is determined according to the Bank's perception of the transaction's risk. As at 31 March 2018, the Bank's acceptances, endorsements and other obligations portfolio amounted to ₹ 324.10 billion, compared with ₹ 324.39 billion and ₹ 262.19 billion as at 31 March 2019 and 30 June 2019, respectively.
- **Guarantees.** Guarantees, which also include standby letters of credit, can be drawn down in a revolving manner over the life of the facility. Guarantees are also assessed during the course of working capital requirements. Guarantees are issued for various purposes such as bid bonds, performance guarantees on behalf of borrowers for execution of contracts, deferral or exemption from payment of statutory duties against performance obligations, advance payments, release of retention monies and other purposes. The tenor of guarantees is generally 36 months or less depending on the underlying obligations being guaranteed, although certain guarantees with a longer term may be approved. As with documentary credits, the Bank sometimes obtains additional collateral by way of a cash margin which, in the case of certain types of guarantees, may be as much as 100%. As at 31 March 2018, the Bank's outstanding guarantees amounted to ₹ 849.75 billion compared with ₹ 755.89 billion and ₹ 766.51 billion as at 31 March 2019 and 30 June 2019, respectively.

Liability Products and Fee-Related Services

The following provides a discussion of the liability products and fee-related services offered by the Wholesale Banking business unit.

- **Non-Retail Current Accounts and Term Deposits.** As at 31 March 2017 and 31 March 2018, the non-retail current account deposit balance with the Bank totaled ₹ 870.02 billion and ₹ 956.50 billion respectively, compared with ₹ 892.65 billion and ₹ 712.11 billion as at 31 March 2019 and 30 June 2019 respectively. As at 31 March 2017 and 31 March 2018, the non-retail term deposit balance with the Bank totaled ₹ 774.04 billion and ₹ 719.76 billion, compared with ₹ 1,061.63 billion and ₹ 1,063.07 billion as at 31 March 2019 and 30 June 2019, respectively.
- **Transaction Banking.** The Wholesale Banking business unit's transaction banking services are offered across both the Corporate and SME sub-groups. These services comprise transactional banking activities such as collection and payments solutions, trade services, foreign exchange remittances and capital market solutions. The major revenue streams for these transaction banking services are derived from current account float balances and fee income. Total revenue for the Wholesale Banking business unit's transaction banking services totaled ₹ 15.28 billion, ₹ 17.00 billion, ₹ 18.65 billion and ₹ 4.37 billion for fiscals 2017, 2018 and 2019, and for the three months ended 30 June 2019, respectively.

Fee-Based Services

The Bank offers a variety of fee-based services, including cash management services, collection of commercial taxes, trade services, remittances, collections and loan syndication. In addition to these traditional fee-generating products and services, the Bank also offers tailor-made products on a fee-basis to address specific corporate customer needs through a structured products group.

The following provides a discussion of the products and services of the Wholesale Banking business unit's fee-based products.

- **Cash Management.** In the cash management services business, the Bank focuses on offering customized services to its customers to cater to specific corporate requirements and improve the existing product line to offer enhanced features to the customers, such as collection, payment and remittance services with a focus on improving clients' cash flows. These solutions leverage the Bank's growing branch network and robust technology to provide an ideal blend of structured monthly information systems and faster fund movement, so that customers are able to enhance their fund management capabilities. The Bank is also focusing on host-to-host integration for both collections and payments, such as IT integration between corporates and the Bank for seamless transactions and information flow.
- **Trade, Forex and Derivatives.** Under the trade, forex and derivative business, the Bank offers complete trade finance and foreign exchange business solutions through its branches across the country. The Bank also provides structured hedging solutions to all client sectors of the Bank. The Bank also has a team of experts stationed at its central office who serve a coordinating role for the Bank's branches and business departments which need advice on regulations governing the trade and forex business.
- **Custodial.** Under the custodial business, the Bank offers a full range of custodial services and corporate demat account services for primary and secondary market operations involving debt, equity and money market instruments. The Bank is approaching insurance companies, mutual funds, foreign corporate entities, foreign venture capital investors and foreign institutional investors to further market these services. Net income earned from the custodial services and corporate demat business in fiscal 2019 was ₹ 96.5 million and was ₹ 36.4 million in the three months ended 30 June 2019.
- **Government Services.** The Bank has been authorized by RBI and the Government to handle various Government banking transactions, which includes the following services: collection of direct taxes and GST taxes on the Government's behalf; disbursement of pensions to central civil service retirees as well as defense department retirees; and banking services for the Ministry of Urban Development, Ministry of Housing and Poverty Alleviation, Controller General of Accounts, Ministry of Finance and Institute of Government Accounts and Finance.

Fee Income

Fee income generated by the Bank's Wholesale Banking business unit is a significant revenue stream for the Bank. The table below sets forth the distribution of fee income from the Bank's Wholesale Banking operations for the periods indicated:

Fee income from Wholesale Banking operations	For the year ended 31 March			For the three months ended 30 June
	2017	2018	2019	2019
	(₹ in millions)			
Corporate sub-group fees	18,346	15,991	13,407	2,669
SME sub-group fees	4,148	4,313	4,528	787
Transaction banking fees	15,275	16,998	18,654	4,367
Total fee income from Wholesale Banking operations.....	37,769	37,302	36,589	7,823

Fee income derived from the Corporate sub-group accounted for 6.16%, 5.41%, 3.85% and 2.75% of total operating revenue of the Bank (which represents the aggregate of net interest income and other income for the relevant period) for fiscals 2017, 2018 and 2019, and for the three months ended 30 June 2019, respectively, and 23.28%, 18.03%, 13.24% and 10.02% of the Bank's total fee income for fiscals 2017, 2018 and 2019, and for the three months ended 30 June 2019. Fee income from the Bank's SME sub-group accounted for 1.39%, 1.46%, 1.30% and 0.81% of total operating revenue of the Bank (which represents the aggregate of net interest income and other income for the relevant period) for fiscals 2017, 2018 and 2019, and for the three months ended 30 June 2019, respectively, and 5.26%, 4.86%, 4.47% and 2.96% of the Bank's total fee income for fiscals 2017, 2018 and 2019, and for the three months ended 30 June 2019.

Credit Selection Strategy

In fiscal 2019, the Bank revamped its risk appetite and internal processes with the objective of increasing the credit quality of its new lending business. The Bank's strategic focus in recent years has been towards building a higher rated lending book, increase the share of working capital loans and reducing the concentration risk.

The Bank's criteria for acceptability of credit include:

- an acceptable internal credit rating;
- significant probability of credit rating enhancement in the medium term;
- strong cash flows;
- satisfactory quality of management in terms of past track record of performance and reputation for competence, integrity and respectable corporate governance practices;
- long-term sustainability of the borrower's business model;
- likely future leader in emerging businesses;
- acceptable underlying security and credit enhancement measures; and
- reasonable pricing and acceptable rate of return on capital.

The credit selection strategy and pricing policy used in the SME sub-group follow substantially the same procedures as those used for the Corporate sub-group.

The Bank uses an early warning signals tool which helps it identify unfavorable sectional trends early in the cycle and take corrective action if necessary. The Bank uses its internal credit rating model, which utilizes a combination of quantitative and qualitative input to arrive at a view of the risk profile of the SME counterparty and assigns an internal rating grade corresponding to a distinct possibility of default over a period. It has also adopted a practical approach to increasing the SME portfolio by focusing primarily on better-rated SME accounts. Business analytics is being used to identify potential borrowers across various sectors.

Pricing Policy

The Bank prices its credit products based on its assessment of the risk profile of borrowers, largely based on:

- internal/external credit rating of customers;
- tenor of the loan;
- the specific structure of the product (such as embedded options);
- available collateral and credit enhancement;
- overall relationship value; and
- market conditions.

Treasury

The Treasury manages the funding position of the Bank and also manages and maintains its regulatory reserve requirements. As part of liquidity management, the Treasury invests in sovereign and corporate debt instruments, commercial paper, mutual funds and floating rate instruments. The Treasury also undertakes proprietary trading in equity, fixed income securities, foreign exchange, currency futures and options. Apart from proprietary trading, the Treasury also offers a wide range of treasury products and services to customers, including derivative instruments such as forward contracts, interest rate swaps, currency swaps, foreign currency options and remittances, as well as services such as loan and debt syndication and placement.

The Treasury business unit also generates fee income. Fee income from the Treasury business unit's treasury and DCM services was ₹ 1.30 billion, ₹ 2.47 billion, ₹ 3.26 billion and ₹ 2.30 billion for fiscals 2017, 2018 and 2019, and for the three months ended 30 June 2019, respectively.

Funding and Asset Liability Management

The Treasury manages short-term liquidity through short-term borrowings such as overnight inter-bank borrowings, repo, re-discounting bills and through other money market operations. The Bank raises foreign currency borrowings from local banks and foreign counterparties. The Bank also raises retail foreign currency deposits from NRIs at rates regulated by the RBI.

The table below sets out the deposits position of the Bank as at specified dates.

	2017	As at 31 March 2018	2019	As at 30 June 2019
		(₹ in millions)		
Savings bank deposits	1,260,483	1,482,021	1,541,288	1,522,630
Demand deposits	870,017	956,496	892,653	712,110
Term deposits	2,013,288	2,097,711	3,050,772	3,172,037
Total deposits.....	4,143,788	4,536,227	5,484,713	5,406,777

The Treasury ensures day-to-day funding for branch operations and asset build-up. Since the CRR balances earn no interest from the RBI, the funding (ALM) desk also ensures that only optimal CRR balances are maintained and that additional surpluses are deployed in the form of short-term investments in commercial paper, certificates of deposit or debt (Liquid) schemes of mutual funds.

The Treasury measures and monitors the spreads of the Bank. Yields on assets and cost of funds are monitored on an ongoing basis. Maturity profiles of new deposits are adjusted to ensure that the Bank reaches its targeted spreads and that its liquidity profile remains comfortable.

The asset liability management group considers suitable hedging options for items on the balance sheet at appropriate times to protect or increase the Bank's spreads.

Trading Operations

The Treasury manages integrated trading operations in foreign exchange and domestic money markets. It is responsible for maintaining regulatory reserves and using the trading portfolio to earn profits through exchange income and capital gains.

The investment policy is designed to address the following:

- compliance with regulatory requirements;
- guidelines for taking exposure in various debt instruments; and
- risk mitigation.

The Treasury maintains the RBI-mandated SLR requirements in the form of investments in Government bonds and treasury bills. This portfolio is actively managed and churned and, depending on an internal view of interest rates, surpluses are maintained in the trading book. The Treasury uses these surpluses to take advantage of favourable movements in interest rates to book capital gains on the investment book. In accordance with the RBI guidelines, investments are categorised as "Held for Trading", "Available for Sale" and "Held to Maturity".

The size of the Bank's equity portfolio is restricted by a ceiling imposed by the RBI on the capital market exposure of banks to 40% of their net worth as at 31 March of the previous year. The Bank's aggregate limit for exposure to the capital markets in fiscal 2019 was ₹ 226.28 billion (40% of its net worth as at 31 March 2018, as adjusted for subsequent capital injection). The Bank's exposure to the capital markets (as defined by the RBI) as at 31 March 2019 and 30 June 2019 was ₹ 109.53 billion and ₹ 115.25 billion respectively.

In general, the Bank pursues a strategy of active management of its equity portfolio to maximize its return on investments. To ensure compliance with the SEBI insider trading regulations, all dealings in equity investments in listed companies are undertaken by the equity-trading desk, which is securely segregated from the Bank's other business groups.

The Treasury also offers investment options to retail and institutional investors and servicing support through all branches of the Bank. In this regard, the Bank facilitates the holding of Government securities. Commission and trading profits are earned through these transactions.

Foreign Exchange and Derivatives

The trading desk deals in several major currencies and manages the Bank's exposure through foreign exchange and money market instruments and derivatives within the guidelines and limits stipulated by the RBI and management. Appropriate internal limits for counterparty and currency exposure are in place. The Bank is a market maker in the spot and forward exchange markets, swaps and options.

The Bank offers both off-the-shelf and specifically structured products to its customers to meet funding and risk management requirements in foreign currencies.

The Bank offers forward contracts to customers to hedge against exchange risk on foreign currency receivables and payables, usually of up to one year. The Bank also acts as market maker in interest rate and currency swaps for proprietary trading and customer hedging. Commission and exchange income is earned from such transactions. As at 31 March 2018, the Bank had ₹ 5,702.14 billion in outstanding forward exchange and derivatives contracts compared with ₹ 6,136.46 billion as at 31 March 2019 and ₹ 6,111.65 billion as at 30 June 2019.

Profit on exchange/derivatives transactions (net) increased from ₹ 14.29 billion in fiscal 2018 to ₹ 14.87 billion in fiscal 2019. During the three months ended 30 June 2019, profit on exchange/derivatives transactions (net) was ₹ 3.57 billion.

Debt Capital Markets (DCM)

The Bank continues to remain a dominant player in the debt capital market sector. In fiscals 2017 and 2018, the Bank acted as arranger for ₹ 1,996.20 billion and ₹ 1,887.69 billion, respectively, in bonds and debentures for various PSUs and corporates, as compared to ₹ 2,881.68 billion and ₹ 591.26 billion, respectively, in fiscal 2019 and the three months ended 30 June 2019. The Bank won the "Best Debt Arranger" award at the NSE Market Achievers Award in fiscal 2019. Furthermore, the Bank started an international debt capital markets business and is a significant player in this sector covering U.S.\$ and EUR-denominated bonds, masala bonds and green bonds among others. During fiscal 2019, the Bank was awarded "Best DCM House" in India by Finance Asia. The Bank believes that its DCM business' prominent position makes it well-placed to take advantage of profitable opportunities in India's growing corporate bond markets. While the Bank continues to handle the debt syndication activities described above, the investment banking activities relating to equity capital markets, mergers and acquisitions, and private equity advisory business are now conducted by the Bank's wholly owned subsidiary, ACL. See "– *Subsidiaries*" below.

Overseas Operations

The Bank has ten overseas offices, with branches in Colombo, DIFC, Hong Kong, Shanghai and Singapore and representative offices in Dubai, Abu Dhabi, Sharjah, and Dhaka and a subsidiary in London. The Bank also has an offshore banking unit at the International Financial Service Centre located at the Gujarat International Finance Tec-City in Gandhinagar, India. The Bank is currently in the process of winding up certain of its overseas branch operations.

The Bank's foreign branches primarily offer corporate banking, trade finance and treasury and risk management services. The Bank's international retail operations provides retail forex, remittances and overseas retail services to customers in overseas markets, such as Hong Kong, Sri Lanka and the United Kingdom. The Bank is permitted to carry out retail banking business through overseas branches in Colombo, Sri Lanka and Hong Kong and through its subsidiary in United Kingdom, which began banking operations in April 2013. The Bank's Colombo and Hong Kong branches offer liability deposits, including savings, current and term accounts.

The total assets (net of interbranch adjustments) at the Bank's overseas branches amounted to ₹ 479.41 billion, which constituted 6% of the Bank's total assets as at 31 March 2019. Retail deposit balances in the overseas branches as at 31 March 2019 were U.S.\$62 million.

Financial Inclusion

The RBI has mandated banks in India to have a financial inclusion plan for the expansion of banking services to rural and unbanked centers and to customers who currently do not have access to banking services. Apart from a

regulatory requirement and a corporate social responsibility initiative, the Bank regards the financial inclusion sector as a strategic opportunity to expand its reach into the unbanked rural market and underserved sectors of the urban market.

The Bank utilizes the services of business correspondents in select areas to expand its reach in areas unserved or underserved by the banking industry. The Bank has also taken several initiatives to implement financial awareness program for the underprivileged sections throughout India, comprising of trainings, workshops and awareness campaigns.

As at 30 June 2019, the Bank had opened approximately 8.23 million basic savings accounts and had a network of over 386 customer service points in rural locations. The Bank is equipped to handle interoperable transactions on the Aadhaar Enabled Payment System, an electronic system in India that enables financial transactions based on customers' Government-issued Aadhaar identification numbers. This, in turn, has empowered the Aadhaar enabled customers of the Bank to transact at other banks' Aadhaar enabled business correspondent outlets and vice versa. In fiscal 2019, the Bank processed nearly 1.18 million transactions on the Aadhaar Enabled Payment System amounting to ₹ 4,040 million. During the three months ended 30 June 2019, the Bank processed approximately 0.40 million transactions on the Aadhaar Enabled Payment System amounting to ₹ 1,349 million.

The Bank won the Asian Banking and Finance, Retail Banking Award 2019 for "Financial Inclusion Initiative of the Year".

Priority Sector Lending

Commercial banks in India, including the Bank, are required by the RBI to lend 40% of their adjusted net bank credit of the previous year to specified sectors known as "priority sectors", subject to certain exemptions permitted by the RBI from time to time. Priority sector advances include loans to the agriculture sector, micro and small enterprises, financial inclusion sector, microfinance loans, loans to certain sectors deemed "weaker" by the RBI, housing and education finance up to certain ceilings, and loans to fund the purchase of eligible assets and investments in eligible securitized assets. Deposits with NABARD on account of shortfall in priority sector business targets are eligible for priority sector lending. See "*Selected Statistical Information – Funding – Directed Lending*".

As at 31 March 2019 and 30 June 2019, the Bank had a total priority sector lending portfolio of ₹ 1,702.17 billion and ₹ 1,664.79 billion, respectively. The following is a breakdown of the Bank's priority sector lending position as at the dates indicated.

	2017	As at 31 March 2018	2019	As at 30 June 2019
	(₹ in millions)			
Agricultural advances ⁽¹⁾	441,165	429,496	463,328	454,674
Micro and small enterprises ⁽²⁾	383,201	414,335	550,787	576,882
Other priority sector lending ⁽³⁾	360,696	490,894	688,058	633,237
Total	1,185,062	1,334,725	1,702,173	16,64,793

(1) Agriculture advances includes deposits with NABARD and PSLCs purchased.

(2) Micro and small enterprises advances includes deposits with SIDBI and MUDRA. It also includes PSLC purchased.

(3) Other priority sector lending includes deposits with NHB and PSLC purchased.

Pertains to SME business of the Bank

To encourage banks to extend long-term loans to the infrastructure sector, Indian banks are allowed to issue infrastructure bonds and provided a relaxation in cases of priority sector lending by way of allowing banks to claim for a deduction in adjusted net bank credits.

Agriculture Lending

The RBI requires the Bank to lend 18% of its adjusted net bank credit of the previous year to the agricultural sector.

The Bank's Retail Banking business unit covers agricultural loan customers. Accordingly, the Bank's retail agricultural lending business forms part of the Retail Banking business unit.

The Bank's strategy in agricultural lending is based on a comprehensive view of the agricultural value chain, a focus on diversification, and partnerships with other companies in the agricultural sector, microfinance and other rural institutions and non-governmental organizations that have close links to the agricultural sector. The Bank offers schemes for financing the agricultural value chain participants such as agro-processing units and agricultural service providers.

The Bank has also devised a separate risk evaluation model for agricultural loans with an objective of measuring and mitigating the risk involved in financing this sector.

In order to provide a strategic focus on agricultural lending, the Bank has adopted an area-centric approach to agricultural lending in areas the Bank considers agriculture-intensive and where a potential market exists for the Bank's agriculture finance. This initiative aims to help the Bank in scaling up its direct lending services.

Recently, the Bank has experienced challenges in its financing to farmers for agriculture and allied activities, as some state governments announced agriculture loan waiver schemes for farmers which resulted in non-repayment of loans by some farmers residing in those states in fiscal 2018 and fiscal 2019. While the cost of such schemes is borne by the state governments, such schemes or borrowers' expectations of such schemes have resulted in higher delinquencies in the Bank's Kisan credit card portfolio.

Going forward, the Bank intends to grow its agricultural lending business by offering suitable products to various members in the supply chain in the agriculture business (such as warehouses and cold storage units), and leveraging the Bank's technology platform to distribute its products and services conveniently and cost-effectively in rural areas.

Delivery Channels

The Bank distributes its products and services through various access points ranging from traditional bank branches to ATMs, call centers for telephone banking, mobile banking and the Internet. The Bank's channel migration effort is aimed at reducing costs while enhancing customer satisfaction levels by providing customers access to their accounts at all times.

Branch Network

The Bank has a well-distributed branch presence across several of India's regions and market sectors. As at 31 March 2017, the Bank had a network of 3,304 branches and extension counters as compared to 3,703 branches and extension counters as at 31 March 2018, 4,050 branches and extension counters as at 31 March 2019 and 4,094 branches and extension counters as at 30 June 2019. This branch network has been built organically since the Bank began its operations.

In addition, as at 30 June 2019, the Bank also had 365 central processing centers, 13 service branches, 10 extension counters and 38 specialized branches (lending centers) and 17,016 ATMs and cash deposit and withdrawal machines. As at 30 June 2019, the Bank's geographical reach in India extended to 29 states and 6 union territories, covering 2,380 centers and 665 districts.

The Bank undertakes a detailed study of the demographic factors of an area to assess its business potential before setting up a branch. The Bank's branch network has continued to expand in fiscal 2019. On a net basis, the Bank opened 400 new branches and extension counters in fiscal 2017, 399 new branches and extension counters in fiscal 2018 and 347 new branches and extension counters in fiscal 2019, and 44 new branches and extension counters in the three months ended 30 June 2019. The Bank currently plans to add approximately 400 net new branches and extension counters to its network in fiscal 2020.

Branch premises are generally leased. Back office operations are centralized at a central processing unit in Mumbai, allowing the Bank's branch network to focus on business acquisition and expanding customer relationships. From a monitoring perspective, the Bank has divided its franchise of branches into 33 Circle Offices, which are administrative units that controls a cluster of branches, in order to provide for adequate supervision across various levels.

The following table sets forth the number of the Bank's branches (excluding extension centers) in India, classified by category based on the India 2011 census, as at 30 June 2019.

Category	Number of Branches	Percentage of Branches
Metro.....	1,194	29.24%
Urban.....	943	23.09%
Semi-urban	1,282	31.39%
Rural.....	665	16.28%
Total	4,084	100%

The following table sets forth the number of the Bank's branches in India, classified by geographical distribution (based on RBI classification), as at 30 June 2019.

Category	Number of Branches	Percentage of Branches
North.....	945	23.14%
East.....	777	19.03%
West	792	19.39%
South.....	1,011	24.76%
Central.....	559	13.69%
Total	4,084	100%

Cashless and Digital Platforms

The Bank's distribution network is further complemented by its digital platforms, including online and mobile banking solutions, among others, which offer 24-hour access to customer accounts and the ability to conduct routine banking transactions, such as online bill payment and application for lines of credit.

Increased availability of internet access and broadband connectivity across India requires a comprehensive digital strategy to proactively develop new methods of connecting with customers. In response to these trends, the Bank has made substantial investments in its technology platforms.

Mobile Banking

The Bank's mobile banking channel has emerged as a convenient option for customers to access their account information anytime. Through the Axis Mobile application, customers can use their accounts to pay bills, transfer funds, recharge prepaid mobile phones, create and liquidate deposits, log requests for checkbooks, stop checks, change card PINs, among other services. The Axis Mobile application is available for retail saving accounts, current accounts, NRI savings accounts, credit cards, forex and loan customers.

Based on RBI data, the Bank's mobile banking platform processed over 239 million total transactions in the three months ended 30 June 2019, resulting in the Bank having a 9.3% market share by volume of the Indian mobile banking sector for that period.

As at 30 June 2019, the Axis Mobile application had a 4.6 out of 5 rating on both the Apple App Store and the Google Play Store.

Cashless and Digital Payments

The Bank offers various cashless and digital payment services to its customers, and remains committed towards promoting a less-cash focused, digital economy in India. The Bank believes that its recent investments in technology and data analytics have allowed it to build and sustain a strong market position across many digital and cashless payments spaces in India.

The Bank's cashless and digital payments platforms currently represent a significant part of the Bank's business. For example, in the three months ended 30 June 2019, approximately 78%, of the Bank's total financial transactions by individual customers were executed through cashless and digital channels, as compared to approximately 17% which were executed through ATMs and approximately 5% which were executed through branches. In addition, in the three months ended 30 June 2019, approximately 46% of the Bank's total personal loans were sourced through digital channels as compared to 54% which were sourced physically through branches. Finally, approximately 63% of the Bank's savings accounts were sourced through Tab banking (a digital platform

which allows the Bank to perform all of the necessary customer KYC checks by means of an electronic device) in the three months ended 30 June 2019 as compared to 37% which were sourced physically through branches.

In fiscal 2019, the Bank launched the “One Raipur” common payment system that offers a prepaid smart card, mobile application and web portal which enabled users to make cashless payments. The Bank also launched “Axis Tap & Pay”, a mobile application for making contactless payment at merchant terminals by tapping EFC enabled devices; an in-home “Smart Bill Pay” initiative that allows users to pay their utility bills by scanning a QR code; and Axis Bank Bangalore Metropolitan Transport Corporation Smart Card, a prepaid transit card accepted at shopping merchant outlets.

The Bank has also partnered with numerous merchants and payment service providers to drive payments through its unified payments interface, and it continues to engage in partnership driven innovations to provide its customers with a differentiated payments experience and drive the Digital India mission. The Bank has also enabled the use of its credit and debit cards on Samsung Pay.

The Bank has also partnered with Ripple to launch an instant payment service powered by Ripple’s enterprise blockchain technology that allows customers to make international remittances. These partnerships have allowed the Bank to establish itself as a leading partnership-driven innovator in India’s payments market. The Bank won the ‘Celent Model Bank’ award.

With the help its advanced analytics capabilities, the Bank is leveraging its payments data for the purposes of cross-selling its financial and investment products to its customers in a more targeted and efficient manner.

Internet Banking Services

The Bank offers an internet banking platform to its customers which has various features. Through the Bank’s internet banking platform, customers can view accounts, loans, credit cards, forex prepaid cards, demat details and can utilize services such as cross-border remittances, fund transfers, bill payments, initial public offering (IPO) applications and mutual fund applications. In addition, the Bank offers an online direct debit facility to customers for purchase of products and services through a host of online merchants in the e-commerce space. Customers can also use this platform to pay their taxes, including goods and services tax, directly from their bank account.

The Bank’s internet banking platform has received the following awards:

- Best Use of Data & Analytics for Business Outcome amongst large banks by the Indian Bank’s Association in 2019;
- Best Digital Bank by the Financial Express India’s Best Banks Award for the year 2016-2017;
- Customer Service Excellence Award for Transformation by NASSCOM in 2017
- Best Retail Online Banking Experience India Award at The Asset Triple A Digital Awards 2017, in Hong Kong; and
- Dale Carnegie Global Leadership Award in 2017.

With the objective of increasing the digitization of services, the internet banking channel launched instant credit card, instant personal loan, mutual funds buy and sell, IPO purchase and book locker functionalities. Digitization of services for cost savings is an important focus area for the Bank. Internet banking services allow customers to update their personal profile details, change purchase limits of cards, access online tax filing certificates, thereby reducing the need to visit a branch and fill physical forms for services.

Internet banking services are provided only in respect of existing customer accounts for which the necessary identity documentation has been obtained prior to providing the customer with a user identity and password to access its account online. The Bank has in place a two-factor authentication system for transactions called NetSecure. As an additional control feature, the Bank has also implemented a risk-based (adaptive) authentication system for all retail Internet banking users.

Conversational Banking (Chat Bot)

Axis Aha! is an AI-powered conversational banking channel which can respond to voice or text inputs and determine the intent of the user in a fraction of a second. Axis Aha! is designed to enhance online customer experience, resolve customer queries, assist with service requests and transactions such as fund transfers, cheque book requests, card blocking requests, managing debit card limits, paying credit card and utility bills and recharge mobile phone credits.

Sales Channel

The Bank engages and deploys a front line sales team for its assets and liabilities businesses, which is a critical part of the Bank's customer acquisition strategy. The Bank's sales team is also instrumental in sourcing fee-generating third party products along with a host of asset products.

The Bank's sales team is distributed across most of India's territory and maintains contact with customers on a daily basis. The Bank's sales team comprises a substantial number of sales staff, including relationship managers spread across the Retail business unit and the Wholesale Banking business unit. The Bank's sales team is also bifurcated between the liability sales channel and the branch banking team.

Credit Ratings

The following table sets forth, as at 30 June 2019, the details of the Bank's domestic and international credit ratings by the indicated ratings agencies:

Rating Agency	Long term Issuer rating	Outlook
S&P Ratings	BBB-	Stable
Moody's	Baa3	Stable
Fitch	BB+	Stable
CRISIL	CRISIL AAA	Stable
CARE	CARE AAA	Stable
ICRA	ICRA AAA	Stable
India Ratings	IND AAA	Stable

As at the date of this Preliminary Placement Document, there have been no changes to the credit ratings set forth above.

Competition

The Bank faces strong competition in all of its principal lines of business. The Bank's primary competitors are large public sector banks, other private sector banks, foreign banks and, in some product areas, development financial institutions.

Recently, non-bank financial companies, particularly international technology companies including large e-commerce players, have been increasing their presence in the financial sector and offering payment platforms and select services.

Consolidation in the Indian banking industry may increase competitive pressures experienced by the Bank. For example, in one of the largest consolidations in the Indian banking industry, the SBI merged with its five associate banks and the Bharatiya Mahila Bank, which merger became effective from 1 April 2017. In fiscal 2019, the Government announced the merger of three other public sector banks, Bank of Baroda, Vijaya Bank and Dena Bank, effective from 1 April 2019. In fiscal 2020, the Government announced several additional mergers of public banks: Canara Bank's merger with Syndicate Bank; United Bank of India's merger with Oriental Bank of Commerce and Punjab National Bank; Andhra Bank's merger with Corporation Bank and Union Bank of India; and Allahabad Bank's merger with Indian Bank. Following these mergers, the number of public sector banks is expected to be 12, down from 27 in fiscal 2017.

New banks in the private sector have also increased competitive pressures. Two new private sector banks were set up and began banking operations in fiscal 2016. Ten small finance banks and seven payments banks have recently begun operations. The RBI has granted licenses to entities, which includes large telecom companies and pre-paid wallet providers, to establish payments banks. The RBI has also granted licenses for the establishment of small finance banks, which include micro-finance non-banking finance companies. The RBI has released a discussion paper on licensing of wholesale and long-term finance banks that will largely lend to infrastructure and core industries. A discussion paper on licensing of other differentiated banks such as custodian banks has also been indicated. The RBI has released guidelines with respect to a continuous licensing policy for universal banks as

compared to the earlier practice of intermittently issuing licenses, and has demonstrated an intention to allow small finance banks to apply for universal banking license under this framework, which may result in greater competitive pressure. The RBI has also indicated that it plans to give greater access to foreign banks in the Indian market.

The Bank's corporate banking products and services face competition from a number of banks and financial institutions. Public sector banks, which pose major competition to the Bank, have a significant history of operations. These competitors have, over time, built extensive branch networks, providing them with the advantage of a low-cost deposit base, and enabling them to lend at competitive rates. In addition, the extensive geographic reach of many of these institutions enables product delivery in remote parts of the country. The Bank seeks to compete with these banks through faster response to customer requirements, quality of service, a fast growing inter-connected branch network and technology-enabled delivery capabilities.

In retail banking, the Bank's principal competitors are the large public sector banks, which have much larger deposit bases and branch networks, as well as aggressive new private sector banks and foreign banks. The retail savings deposit share of foreign banks in India is quite small in comparison to the public sector banks, and has declined in the last five years, which the Bank's management attributes principally to competition from new private sector banks. However, some foreign banks have a significant presence among NRIs and also compete for non-branch-based products such as auto loans.

For more information, see *“Risk Factors—Risks Relating to the Bank's Business— The Bank operates in a very competitive environment and the Bank's ability to grow depends on its ability to compete effectively”*.

Customer Base

The Bank's customer base is comprised of large and mid-sized corporates, SMEs and individuals, and is highly fragmented. Although the Bank has an extensive customer base, it has a relatively high concentration of loans to certain borrowers, borrower groups and industry sectors.

Borrowers in the power generation and distribution industry, metal and metal products industry, infrastructure industry and the real estate industry represented 4.70%, 4.59%, 3.52% and 3.46% respectively, of the Bank's gross fund-based loans outstanding and credit substitutes as at 31 March 2019 and 4.33%, 4.62%, 3.19% and 3.03%, respectively, as at 30 June 2019.

In addition, as at 31 March 2019, the Bank's aggregate credit exposure (including derivative exposure) to its 20 largest borrowers (fund and non-fund based) amounted to ₹ 626.77 billion, representing 71.66% of the Bank's total capital (comprising Tier I capital and Tier II capital). The Bank's single largest borrower (fund and non-fund based) as at 31 March 2019 had a loan balance of ₹ 60.18 billion, representing 6.88% of the Bank's total capital (comprising Tier I capital and Tier II capital).

For more information, see *“Risk Factors—Risks Relating to the Bank's Business—The Bank has a high concentration of loans to certain borrowers, borrower groups and industry sectors and if a substantial portion of these loans become non-performing, the overall quality of the Bank's loan portfolio, the Bank's business and the prices of the Equity Shares could be adversely affected”*.

Seasonality

The Bank typically does not experience, and in the last three financial years has not experienced, any significant seasonality in its business.

Employees

The Bank believes that employees are its most important asset. The Bank is an equal opportunity employer and is committed to hiring, developing and promoting individuals who best meet the requirements of available positions, possess the required competencies, experience and qualifications to carry out assigned tasks, and have the potential for growth within the organization.

The Bank had 61,940 employees as at 31 March 2019, compared with 63,448 employees as at 30 June 2019.

From a monitoring perspective, the Bank has divided its franchise of branches into 33 Circle Offices, which are administrative units that controls a cluster of branches, in order to provide for adequate supervision across various levels.

Set out below is a breakdown of the number of employees of the Bank between corporate headquarters, corporate office verticals, Circle offices and branches as at 31 March 2017, 2018 and 2019 and 30 June 2019.

	As at 31 March			As at 30 June
	2017	2018	2019	2019
Corporate Headquarters.....	5,244	6,134	5,629	5,858
Corporate Office Verticals	9,263	13,103	15,048	13,155
Circle Offices	2,476	2,250	2,235	1,226
Branch	39,442	37,937	38,821	43,023
Overseas	192	190	207	186
Grand Total	56,617	59,614	61,940	63,448

Corporate Social Responsibility and Sustainability

As one of India's largest private sector banks, the Bank's corporate social responsibility and sustainability strategy has been to move forward in a manner that catalyzes positive economic, social and environmental value creation for its stakeholders while ensuring sustainable profitability and growth for the organization. It strives to create a positive financial, as well as non-financial, impact among its diverse stakeholder spectrum across rural and urban India. The Bank believes this can be achieved when its business is integrated with the success of its customers, progress of the communities it serves in, well-being of its employees and protection of its environment. As part of the Bank's corporate social responsibility and sustainability efforts, it also makes a conscious effort to reduce the environmental footprint of its business operations and activities.

Information Technology

The IT Department of the Bank manages all banking applications through a central team having strong domain capabilities in banking, treasury, channels, payments and collections, along with technical capabilities. The IT operations are managed through a cross-functional team involving functional and technical experts.

The IT plan for the Bank is guided by imperatives such as end-to-end customer journey digitization, accelerating delivery, fixing the basics to build a sustainable franchise, modernizing the core to deliver profitable growth and a focus on adequate risk and governance. The Bank has taken various technology enabled business initiatives to facilitate the Bank's journey towards driving sustainable growth and improving customer experience with the help of digital banking, leveraging the Bank's payments business capability, sustained focus on analytics, improved tie-ups with government agencies/departments, providing self-assisted capability to customers, (efficient sales channels, a transformed branch experience, operations excellence and improved risk position.)

The network infrastructure of the Bank is centralized and operates from two data centers located in two different seismic zones within the country (Mumbai and Bengaluru regions). The applications are delivered to the domestic and overseas branches and offices through a wide-area network consisting of leased line and multiprotocol label switching connectivity.

During fiscal 2020, the Bank plans to continue its IT transformation to further strengthen its IT architecture in tandem with its future growth. With a view to driving innovations and customer satisfaction, the Bank also utilizes cutting age architectures with leading technology like blockchain, artificial intelligence, machine learning, robotic process automation in multiple areas like trade finance and process automations in Retail Banking and Wholesale Banking processes.

Data Centre and Disaster Recovery Site

The Bank's primary data center is at a co-hosted data center located in Mumbai. The data center in Mumbai is a tier IV data center and is considered to be in compliance with the highest benchmarking standards applicable to data centers with built-in redundancy systems composed of multiple active power and cooling distribution paths. The Bank also has a secondary data center in Bengaluru that is connected to the main data center. It has the capability to host critical banking applications in the event of a disaster at the primary site. The Bank regularly conducts disaster recovery drills for critical applications to ensure continuity of its operations in the event of disaster.

All applications and data of the critical banking applications supporting banking transactions and customer services are replicated at the secondary site on a near-real time basis. Both data centers are connected through a redundant wide-area network which is connected to all branches and other office locations. Scheduled drills for switching IT operations to the fallback instance are conducted at regular intervals to test disaster recovery readiness.

Information Security

The Bank has adopted a holistic cyber security program with a comprehensive Information Systems Security & Cyber Security Policy and standards based on industry best practices with compliance to regulatory guidelines. The Bank has created its cyber security design and framework based on the National Institute of Standards and Technology (NIST) standard. The Bank's cyber security framework is built around five fundamental areas of Identify, Protect, Detect, Respond and Recover. Bank is compliant to ISO27001 standard and PCI DSS standard. The Bank has a 24 X 7 Security Operations Centre and Cyber Security Operations Team. The Bank has augmented its cyber security capabilities in 2019 by deploying:

- Website Anti-Phishing monitoring solution for Customer protection.
- Email Anti-Spamming and Anti-Phishing solution for internal user protection
- Dark Web deep insight monitoring capabilities for Bank's brand protection, customer protection and Fraud control and Cloud Security Framework Bank's data and infrastructure protection.

Intellectual Property

The Bank utilizes a number of different forms of intellectual property in its business including its AXIS BANK brand and the names of the various products it provides to its customers. The Bank has made applications for registration of its AXIS BANK brand name and certain other trademarks, including words and logos with the relevant trademarks registry in different jurisdictions where the Bank has operational presence and in some jurisdictions the Bank has completed the formalities of registration, while few of the applications are currently pending.

For details of oppositions received against the Bank's trademark applications, see "*Risk Factors – Risks Relating to the Bank's Business – The Bank may breach third party intellectual property rights.*"

Insurance

The Bank maintains its own insurance policies and has coverage that it deems appropriate and customary for a bank of its size and nature. The Bank's insurance policies include a banker's indemnity insurance policy, which is a comprehensive insurance policy that offers coverage for various forms of risks. Some of the items covered under this insurance policy include:

- (a) money (cash and precious metals) on premises and in vaults of agencies;
- (b) money (cash and precious metals) in transit;
- (c) cash in onsite ATMs/dispensers owned by the Bank;
- (d) losses from external/internal fraud;
- (e) losses from transactions through mobile banking;
- (f) electronic banking transactions; and
- (g) electronic crime.

In addition to the above coverage, currency chests and fixed assets are also covered for the Bank. The Bank has obtained insurance to cover the liability of directors, officers and other key management members of the Bank as well as its subsidiaries.

Properties

The Bank's registered office is located at "Trishul", Third Floor, Opposite Samartheshwar Temple, Near Law Garden, Ellisbridge, Ahmedabad 380 006, Gujarat, India and its telephone number is +91(0)79-2640-9322. The Bank's corporate office is located at Axis House, Wadia International Centre, Pandurang Budhkar Marg, Worli, Mumbai 400 025, India.

The following table sets forth the gross book value of the properties owned by the Bank:

Property	Gross Book Value	
	As at 31 March 2019	As at 30 June 2019
	(in ₹ millions)	
Premises for business offices	17,917	18,377
Non-banking assets held for sale (Other than land).....	108	36
Total	18,025	18,413

Apart from the above properties, all other properties used by the Bank and its branches, offices and offsite ATM centers are leased. As of 30 June 2019, the Bank had a domestic network of 4094 branches including extension centers, 11,950 ATMs and 5,066 cash deposit and withdrawal machines spread across India. In addition, the Bank has an overseas presence through its branch offices in Colombo in Sri Lanka, the DIFC, Hong Kong, Shanghai and Singapore, as well as representative offices in Dubai, Abu Dhabi, Dhaka and Sharjah and an offshore banking unit at the International Financial Service Centre located at the Gujarat International Finance Tec-City in Gandhinagar, India. Branch premises are generally leased.

Legal Proceedings

The Bank is a party to legal proceedings, including criminal cases, which are pending before various courts and other forums in the ordinary course of the Bank's business. Certain of these proceedings could, if adversely determined, have a material adverse effect on the Bank's financial condition or results of operations. For more information, see "Legal Proceedings" and "Risk Factors – Risks Relating to the Bank's Business – The Bank, its subsidiaries, directors and promoters are involved in a number of legal and regulatory proceedings that, if determined against it, could have a material adverse impact on its future financial performance, stockholders' equity and the price of the Equity Shares."

Material Contracts

The Bank and its subsidiaries are not substantially dependent on any contracts, and have not entered into any material contracts outside the ordinary course of the Bank's business.

Subsidiaries

As at 30 June 2019, the Bank had 11 directly controlled subsidiaries; namely, Axis Capital Ltd., Axis Securities Ltd., Axis Private Equity Ltd., Axis Trustee Services Ltd., Axis Asset Management Company Ltd., Axis Mutual Fund Trustee Ltd., Axis Finance Ltd, A.Treds' Ltd., Axis Bank UK Ltd., Freecharge Payment Technologies Private Ltd., Accelyst Solutions Private Limited and one indirectly-controlled subsidiary, Axis Capital USA, LLC.

A summary description of the Bank's subsidiaries is set forth below:

- **Axis Capital Ltd.** Axis Capital provides services relating to investment banking, equity capital markets, institutional stock broking, mergers and acquisition advisory etc.
- **Axis Securities Ltd.** Axis Securities Ltd. is in the business of retail broking services. The non-broking business was discontinued with effect from 28 March 2019.
- **Axis Private Equity Ltd.** Axis Private Equity primarily carries on the activities of managing equity investments and provides venture capital support to businesses.
- **Axis Trustee Services Ltd.** Axis Trustee Services is a registered debenture trustee as per SEBI (Debenture Trustee) Regulation, 1993 and is engaged in trusteeship activities, acting as debenture trustee and as trustee to various securitization trusts.
- **Axis Asset Management Company Ltd.** undertakes the activities of managing the mutual fund business and portfolio management business. It is approved by SEBI to act as investment manager for Axis Mutual Fund, and is also registered with SEBI as a portfolio manager.

- ***Axis Mutual Fund Trustee Ltd.*** Axis Mutual Fund acts as a trustee for the Mutual Fund business.
- ***Axis Finance Ltd.*** Axis Finance is a non-banking finance company regulated by the RBI. It offers loans against securities, real estate funding, structured funding and IPO funding among others.
- ***Axis Bank UK Ltd.*** Axis Bank UK is the banking subsidiary of the Bank in the United Kingdom and undertakes the activities of banking.
- ***A.Treds Ltd.*** A.Treds is engaged in the business of facilitating financing of trade receivables.
- ***Freecharge Payment Technologies Private Ltd.*** Freecharge Payment Technologies is in the business of providing merchant acquiring services, payment aggregation services, payment support services, and business correspondent to a Bank/Financial Institution, distribution of Mutual Funds.
- ***Accelyst Solutions Private Limited.*** Accelyst Solutions is in the business of providing Online marketing and sales promotion solutions, providing facilities to recharge online prepaid, postpaid mobile phones connections, Direct-to-Home(DTH) connections and data cards etc, distribution of mutual fund & insurance services.
- ***Axis Capital USA, LLC.*** Axis Capital USA is a wholly owned subsidiary of Axis Capital Limited incorporated in USA and provides financial services relating to equity capital market, institutional stock broking to institutional investors in USA.

RISK MANAGEMENT

Risk Management Structure

The Bank is exposed to various risks that are an integral part of any banking business, with the major risks being credit risk, market (including liquidity) risk and operational risk. The Bank places emphasis on risk management measures to ensure that there is an appropriate balance between risk and return and has implemented comprehensive policies and procedures to identify, monitor and manage risk throughout the Bank. The risk management strategy of the Bank is based on understanding the various types of risks, disciplined risk assessment and continuous monitoring including relying on comprehensive processes and internal control mechanisms for effective and continuous monitoring and control of risks.

In Fiscal 2019, the Bank bolstered its risk management framework and implemented several steps to improve its policies, structures and processes. These measures have included:

- Implementation of an independent credit underwriting function with internal accountability;
- Increased portfolio diversification to decrease concentration risks, including lesser exposure to project loans and increased focus on transaction banking and working capital businesses;
- Focus on a higher quality credit portfolio, with fresh originations predominantly from entities rated A- or better;
- Strengthened credit monitoring and improved early warning systems for potential stress; and
- Improved collections through optimized queuing strategy and channel selection.

Objectives and Policies

The Bank’s risk management processes are guided by well-defined policies appropriate for various risk categories, independent risk oversight and periodic monitoring through the sub-committees of the Board of Directors. The Board sets the overall risk appetite and philosophy for the Bank. The Committee of Directors, the Risk Management Committee and the Audit Committee of the Board, which are sub-committees of the Board, review various aspects of risk arising from the businesses of the Bank. Various senior management committees operate within the broad policy framework as illustrated below:



The Bank has put in place a reputation risk management framework and policies relating to management of credit risk, market risk, operational risk, information security risk, subsidiary risk and asset-liability both for the domestic as well as overseas operations along with overseas subsidiaries according to the respective host regulatory requirements and business needs. The overseas policies are drawn based on the risk perceptions of these economies and the Bank’s risk appetite.

The Bank has formulated a comprehensive Stress Testing Policy to measure the impact of adverse stress scenarios on the adequacy of capital. The stress scenarios are idiosyncratic, market-wide or a combination of both.

Structure and Organization

The Chief Risk Officer reports to the Managing Director & CEO and the Risk Management Committee of the Board oversees the functioning of the Department. The Department has separate teams for Credit Risk, Market Risk (including Treasury Mid Office), Enterprise Risk, Operational Risk, Risk Analytics, Risk Data Management and Information Security Risk. These teams report to the Chief Risk Officer.

Credit Risk

Credit risk refers to the deterioration in the credit quality of the borrower or the counterparty adversely impacting the financial performance of the Bank. The losses incurred by the Bank in a credit transaction could be due to inability or willful default of the borrower in honoring its financial commitments to the Bank. The Bank is exposed to credit risk through lending and capital market activities.

Credit Risk Management Policy

The Board of Directors establishes parameters for risk appetite that are defined through a strategic businesses plan as well as the Corporate Credit Policy. The Credit Risk Management Policy lays down the roles and responsibilities, risk appetite, key processes and reporting framework. Corporate credit is managed through the rating of borrowers, portfolio monitoring and subsequent reporting of the risk profile to senior management, the Risk Management Committee and the Board. Retail credit to individuals and small businesses is managed through the definition of product criteria, appropriate credit filters, portfolio monitoring and subsequent reporting of the risk profile to senior management, the Risk Management Committee and the Board.

Credit Rating System

The foundation of credit risk management rests on the internal rating system. Rating-linked single borrower exposure norms, delegation of powers and review frequency have been adopted by the Bank. The Bank has developed rating tools specific to market segments such as large and mid-corporates, SMEs, financial companies, microfinance companies and project finance to objectively assess underlying risk associated with such exposures.

The credit rating model uses a combination of quantitative and qualitative inputs to arrive at a 'point-in-time' view of the risk profile of the counterparty. Each internal rating grade corresponds to a distinct probability of default over one year. Expert scorecards are used for various SME schematic products and retail agriculture schemes. Statistical application and behavioral scorecards have been developed for all major retail portfolios.

The Bank recognizes cash, central/State Government, bank and corporate guarantees, exclusive mortgage of properties and lease rental securitization for the purpose of credit enhancement to arrive at a facility rating.

Model validation is carried out annually by objectively assessing the discriminatory power, calibration accuracy and stability of ratings. The Bank has completed the estimation and validation of Probability of Default (PD), Loss Given Default (LGD) and Credit Conversion Factor (CCF) models for corporate and retail portfolios.

Credit Sanction and Related Processes

The guiding principles behind the credit sanction process are as follows:

- 'Know Your Customer' principles; and
- sustainability and adequacy of the borrower's normal business operations.

The availability of security alone with the borrower is not the sole guiding factor for grant of credit.

The Bank has put in place a hierarchical committee structure based on the size and rating of the exposures for credit sanction and review; with sanctioning authority resting with higher level committees for larger and lesser-rated exposures. The Committee of Directors (**COD**) is the topmost committee in the hierarchy which is a sub-committee of the Board.

Review and Monitoring

- All credit exposures, once approved, are monitored and reviewed periodically against the approved limits. Borrowers with a lower credit rating are subject to more frequent reviews.
- Credit audit involves independent review of credit risk assessment, compliance with internal policies of the Bank and with the regulatory framework, compliance with sanction terms and conditions and effectiveness of loan administration.
- Customers with emerging credit problems are identified early and classified accordingly.

Remedial action is initiated promptly to minimize the potential loss to the Bank.

Concentration Risk

The Bank manages concentration risk by means of appropriate structural limits and borrower-wide limits based on creditworthiness. Credit concentration in the Bank's portfolios is monitored for the following:

- large exposures to the individual clients or group: the Bank has individual borrower-wide exposure ceilings based on the internal rating of the borrower as well as group-wide borrowing limits that are continuously tracked and monitored;
- geographic concentration for real estate exposures; and
- concentration by industry – industry analysis plays an important part in assessing the concentration risk within the loan portfolio. Industries are classified into various categories based on factors such as supply and demand, input-related risks, Government policy stance towards the sector and financial strength of the sector in general. Such categorization is used in determining the expansion strategy for the particular industry.

Portfolio Management

Portfolio management involves analyzing portfolio level risks and reporting such risks to the senior management. The Bank has a well-defined risk appetite statement which defines the boundaries of acceptable risk that the Bank can undertake and the compliance status of which is reported to the senior management and the Risk Management Committee of the Board. Portfolio risk analysis involves examining optimal spread of risk across various rating classes, including undue risk concentration across any particular industry segment. Borrowers or portfolios are marked for early warning when signs of weakness or financial deterioration are envisaged in order to initiate timely remedial actions. In-depth sector-specific studies are undertaken on portfolios vulnerable to extraneous shocks and the results are shared with the Bank's business departments.

Retail consumer lending portfolios and retail rural lending portfolios

As at the date of this Preliminary Placement Document, secured products (such as mortgages, vehicles business) still command a major share of the consumer lending portfolio. Retail portfolio has diversified over time, with prudent underwriting for unsecured lending (personal loans and credit card business). The Bank has developed a risk management framework at each stage of the retail loan cycle (being loan acquisition, underwriting and collections.)

The underwriting strategy relies on extensive usage of analytical scoring models that also take inputs from the bureau. The Bank uses a 'Rules Engine' that helps customize business rules thereby aiding in faster decision-making without compromising on the underlying risks. Senior management takes note of the movement and direction of risk reported through information published on structured dashboards.

Market Risk in the Trading Book

Market risk is the risk of loss to the Bank's earnings and capital due to changes in the market level of interest rates, price of securities, foreign exchange rates and equities prices, as well as volatility risk in the option book. The Bank is exposed to market risk through its investment activities and also trading activities, which are undertaken for customers as well as on a proprietary basis. The Bank adopts a comprehensive approach to market risk management for its trading, investment and asset/ liability portfolios. For market risk management, the Bank has:

- board-approved risk appetite statement, market risk policies and guidelines that are aligned to the regulatory guidelines and based on experiences gained over the years. The policies are reviewed periodically keeping in view regulatory changes, business requirements and market developments.
- process manuals, which are updated regularly to incorporate and document best practices.
- market risk identification through mapping of the Bank's main businesses to various market risks.
- statistical measures like Value at Risk (VaR), supplemented by stress tests, back tests and scenario analysis.
- Non-statistical measures/limits on positions, gaps, stop loss, duration and option Greeks etc.
- management information system for timely market risk reporting to senior management functionaries. Key risk metrics are presented to the Risk Management Committee of the Board through risk dashboards.

Risk limits such as position limits, stop-loss limits, alarm limits, gaps and sensitivities (duration, price value of a basis point, option greeks) are set up and reviewed periodically, based on a number of criteria including regulatory guidelines, relevant market analysis, business strategy, size of the investment and trading portfolio, management experience and the Bank's risk appetite. These limits are monitored on an intra-day/daily basis by the Treasury mid-office and the exceptions are put up to ALCO and to the Risk Management Committee of the Board.

The Bank uses historical simulation and its variants for computing VaR for its trading portfolio. VaR is calculated and reported on a daily basis for the trading portfolios at a 99% confidence level for a one-day holding period, and measured through the use of 250 days of historical data or one year of relative changes in historical rates and prices. The model assumes that the risk factor changes observed in the past are a good estimate of those likely to occur in the future and is, therefore, limited by the relevance of the historical data used. The method, however, does not make any assumption about the nature or type of the loss distribution. The VaR models for different portfolios are back-tested at regular intervals and the results are used to maintain and improve the efficacy of the model.

The VaR measure is supplemented by a series of stress tests and sensitivity analysis that estimates the likely behavior of a portfolio under extreme but plausible conditions and its impact on earnings and capital. The Bank undertakes stress tests for market risks for its trading book, interest rate swaps, forex open position and forex gaps on a monthly basis as well as for liquidity risk at the end of each half year. The Bank has built its capabilities to migrate to advanced approach i.e. internal models approach for assessment of market risk capital.

Concentration Risk

The Bank has allocated internal risk limits in order to avoid concentrations, wherever relevant. For example, the aggregate gap limit, net open position and daylight limits are allocated to various currencies and maturities into individual gap limits to monitor concentrations. Tenor wise duration limits have been set up for different categories within a portfolio. Issuer wise concentration limits are introduced in case of security portfolio. Within the overall PV01 limit, a sub-limit is set up, which is not expected to be breached by trades linked to any individual benchmark. Some of the limits like currency-wise net open position, stop loss limits and PV01 limits are allocated dealer-wise also, based on their skill and experience, to avoid a build-up of positions in a single dealer's book.

Liquidity Risk

Liquidity is defined as a bank's capacity to fund increase in assets and meet both expected and unexpected cash and collateral obligations at reasonable cost and without incurring unacceptable losses. Liquidity risk is defined as the risk of a bank's inability to meet such obligations as they become due without adversely affecting the bank's financial condition. Liquidity risk is two-dimensional; namely, the risk of being unable to fund a portfolio of assets at appropriate maturity and rates (liability dimension) and the risk of being unable to liquidate an asset in a timely manner at a reasonable price (asset dimension).

The goal of Liquidity Risk Management is to meet all commitments on the due date and also be able to fund new investment opportunities by raising sufficient funds in the form of increasing fresh liabilities or by expeditious asset sell-off without incurring unacceptable losses, both under normal and adverse conditions. These objectives are ensured by setting up policies, operational level committees, measurement tools, monitoring and reporting mechanisms and making effective use of IT systems for the availability of quality data.

The Bank manages its liquidity on a static as well as dynamic basis using various tools such as gap analysis, ratio analysis, dynamic liquidity statements, intraday liquidity monitoring tools and scenario analysis. The Bank's ALM policy covers the norms for managing and monitoring liquidity risk in the Bank's balance sheet and defines the tolerance limits for its structural liquidity position and liquidity ratios. These limits are in accordance with the board approved liquidity risk appetite statement of the Bank. The ALM policy for the domestic operations as well as for the overseas branches lays down the operational framework for prudent risk management in the Bank. The liquidity profile of the Bank is analyzed on a static basis by tracking all cash inflows and outflows in the maturity ladder based on the actual maturity and expected occurrence predicted through behavioral analysis (for non-maturity items) of cash flows. The liquidity profile of the Bank is also estimated on a dynamic basis by considering the growth in deposits and loans, investment obligations, etc. for a short-term period of three months. The Bank undertakes behavioral analysis of the non-maturity products; namely, savings and current deposits and cash credit/overdraft accounts on a periodic basis, to ascertain the volatility of residual balances in those accounts. The renewal pattern and premature withdrawals of term deposits and drawdown of unavailed credit limits are also captured through behavioral studies. The concentration of large deposits is monitored on a periodic basis.

The Bank's ability to meet its obligations and fund itself in a crisis scenario is critical and, accordingly, liquidity stress tests are conducted under different scenarios at periodic intervals to assess the impact on liquidity to withstand stressed conditions. The liquidity positions of overseas branches are managed in line with the Bank's internal policies and host country regulations. Such positions are also reviewed centrally by the Bank's ALCO along with domestic positions.

The Bank has adopted the Basel III framework on liquidity standards as prescribed by the RBI and has put in place requisite systems and processes to enable daily computation and reporting of the Liquidity Coverage Ratio (LCR).

Counterparty Risk

The Bank has a counterparty risk management policy incorporating well laid down guidelines, processes and measures for counterparty risk management. The policy includes separate counterparty rating models for commercial banks, foreign banks cooperative banks, primary dealers, small finance banks and payment banks for determining maximum permissible exposure limits for counterparties. The key financials, quality of management and the level of corporate governance are captured in the counterparty rating model. Counterparty limits are monitored and reported daily and internal triggers have been put in place to guard against a breach in limits. Credit exposures to issuers of bonds, advances etc. are monitored separately under the prudential norms for exposure to a single borrower according to the Bank's corporate credit risk policy or investment policy, as applicable. The counterparty exposure limits are reviewed at periodic intervals based on the financials of the counterparties, business needs past transaction experiences and market conditions. The Bank has also put in place the 'Derivatives and Suitability & Appropriateness Policy' and Loan Equivalent Risk (LER) framework under the Corporate Credit Policy to evaluate counterparty risk arising out of all customer derivatives contracts.

Country Risk

As at 30 June 2019 and 31 March 2019, the Bank's net funded exposure to any other country did not exceed 1% of the Bank's total assets.

The RBI requires banks in India to implement RBI prescribed guidelines on country risk management in respect of those countries where a bank has net funded exposure in excess of a prescribed percentage of its total assets. In the normal course of business, the Bank has both direct and indirect exposure to risks related to counter parties and entities in foreign countries. The Bank monitors such cross-border exposures on an ongoing basis. The Bank has a country risk management policy containing the guidelines, systems and processes to effectively identify, assess, monitor and control its country risk exposures. Based on the risk profiling, countries are classified under seven categories, i.e. insignificant, low, moderate, high, very high, restricted and off-credit. Risk profiling is based on the ratings provided by Export Credit Guarantee Corporation of India Ltd., Dun & Bradstreet, Standard & Poor's Banking Industry Country Risk Assessment, inputs received from overseas branches/business departments, and reports published by various agencies; namely, Moody's, Standard & Poor's, Fitch and other publications of repute. The categorization of countries is reviewed at quarterly intervals or at more frequent intervals if situations so warrant. An exposure to a country comprises all assets, both funded and non-funded, that represents claims on residents of another country. The Bank has in place both category-wise and country-wise exposure limits. The Bank monitors country risk exposures through a process of trigger limits as well as a prior approval system for select categories (high, very high, restricted and off-credit) to ensure effective monitoring and management of exposures. As a proactive measure of country risk management, the risk department issues a 'Rating Watch' from

time to time. Furthermore, based on country-specific developments, the concerned business departments are provided with periodic updates on countries that have a high probability of a rating downgrade.

Risk Management Framework for Overseas Operations

The Bank has put in place separate risk management policies for each of its overseas branches in Singapore, Hong Kong, Dubai, Colombo, Shanghai and GIFT City Branch (International Banking Unit). These country-specific risk policies are based on the host country regulators' guidelines and are in line with the practices followed for the Indian operations. The Asset Liability Management and all the risk exposures for the overseas operations are monitored centrally at the Central Office.

Operational Risk

Strategies and Processes

Operational Risk (**OR**) is the risk of loss resulting from inadequate or failed internal processes, people or systems, or from external events. The operational risk management policy documents the Bank's approach towards management of operational risk and defines the roles and responsibilities of the various stakeholders within the Bank. The policy also comprises the detailed framework for operational risk loss data collection, risk and control self-assessment and key risk indicator framework.

Based on the above policy the Bank has initiated several measures to manage operational risk. The Bank has put in place a hierarchical structure to effectively manage operational risk through the formation of several internal committees: Operational Risk Management Committee (**ORMC**), Product Management Committee, Change Management Committee, Central Outsourcing Committee, Business Continuity Planning & Management Committee (**BCPMC**), and IT Security Committee (**ISSC**).

Structure and Organization

The Risk Management Committee (**RMC**) of the Board at the apex level is the policy making body. The RMC is supported by the ORMC, consisting of senior management personnel, which is responsible for implementation of the Operational Risk policies of the Bank. This internal committee oversees the implementation of the operational risks framework and oversees the management of operational risks across the Bank. A dedicated operational risk management unit ensures management of operational risk. A representative of the risk department is also a permanent member of control committees on product management covering approval of new products, change management of processes, outsourcing, business continuity management and IT security.

Scope and Nature of Operational Risk Reporting and Measurement Systems

A systematic process for reporting risks, losses and non-compliance issues relating to operational risks has been developed and implemented by the Bank. The information gathered is used to develop triggers to initiate corrective actions to improve controls. All critical risks and major loss events are reported to the Senior Management/ORMC.

The Bank has further enhanced its capability for effective management of operational risk with the implementation of an Enterprise Governance Risk and Compliance platform (**SAS-EGRC**). The IT platform acts as the single repository of processes and operational, compliance and financial reporting risks. It facilitates capturing individual risks and the effectiveness of their controls, tagging of identified risks to processes and products and originating action plans, and acts as a repository for all operational risk events.

Policies for Mitigating Operational Risk

An Operational Risk Management Policy approved by the RMC of the Board details the framework for managing and monitoring operational risk in the Bank. Business units put in place basic internal controls as approved by the Product Management Committee to ensure appropriate controls in the operating environment throughout the Bank. According to the policy, all new products are being vetted by the Product Management Committee (**PMC**) to identify and assess potential operational risks involved and suggest control measures to mitigate the risks. Similarly, any changes to the existing products/processes are being vetted by the Change Management Committee (**CMC**).

The Bank has adopted specific policies on business continuity management and IT disaster recovery for recovery of critical system applications in relation to the Bank's products and services in emergency situations. The Bank has framed processes for identification of critical processes & activities, critical applications, conducting training

and awareness sessions, handling loss or inaccessibility of staff, identifying backup personnel for critical positions, identifying alternative premises and coordination of contingency plans at the Bank level.

Key Risk Indicators (**KRIs**) have been developed for various business units for the Bank for effective monitoring of key operational risks. Branch Operational Health Index (**BOHI**) has been launched to have an improved oversight & drive towards reducing Operational Risk at Branches. Bank-wide training courses are periodically conducted by the Bank on operational risk.

Regular tests both planned and unplanned are carried out to ascertain business continuity planning preparedness for branches, critical activities, etc. The test reports are shared with senior management on a regular basis. The BCPMC was formed comprising senior functionaries of the Bank to monitor the business continuity management framework implementation in the Bank.

Approach for Operational Risk Capital Assessment

According to the RBI guidelines, the Bank has followed the Basic Indicator Approach for computing the capital for operational risk.

Interest Rate Risk in the Banking Book

Interest Rate Risk in the Banking Book (**IRRBB**) is measured and monitored according to the guidelines laid out in the Bank's Asset Liability Management (**ALM**) Policy based on the guidelines of the RBI presented in the document "Guidelines on Banks' Asset Liability Management Framework – Interest Rate Risk" dated 4 November 2010. Interest Rate Risk is measured for the entire balance sheet through Earnings at Risk and the Market Value of Equity Approach as described below.

The Bank measures and controls interest rate risk in the banking book using both Earnings at Risk (**EaR**) which assesses the sensitivity of its net interest income to parallel movement in interest rates over the one-year horizon, and Market Value of its Equity (**MVE**) which measures the sensitivity of the present value of all assets and liabilities to interest rate risk in response to given interest rate movements. The Bank prepares Interest Rate Sensitivity reports which are reviewed against Regulatory and Internal limits. Internal limits have been established for (a) Earnings at Risk for a 100 bps parallel shift in interest rates over the horizon of one-year, and (b) 200 bps parallel shift in interest rates for MVE impact. Any review of the internal interest rate risk limits is approved by the ALCO and is ratified by the Risk Management Committee of the Board.

Bucketing of non-maturity liability items for interest rate risk measurement is based on the behavioral analysis methodology for identification of core and non-core components. Bucketing rules of core and non-core portions in the interest rate sensitivity statements are laid out in the ALM policy. The Bank does not use any assumptions for prepayment of loans for preparation of interest rate risk sensitivity reports.

The findings of the various IRRBB measures are submitted to the ALCO, which is the apex committee for providing strategic guidance and direction for ALM measures.

Compliance

The Bank's Compliance Department (**CD**) is headed by the Chief Compliance Officer (**CCO**) who reports to the Executive Director – Corporate Centre (**ED-CC**) administratively with a right to approach the Audit Committee of the Board and the Board directly.

The Compliance function is tasked with managing and monitoring all guidelines and communication received from the regulators. The Compliance Department identifies all new regulations to ascertain their impact on compliance risk. These are communicated to the Audit Committee of the Board and/or the Board. A quarterly Chief Compliance Officer's Report under the theme 'Compliance' is placed to the ACB/Board to exercise sufficient oversight.

The regulatory universe is created in the SAS Enterprise Governance Risk and Compliance engine with Risk Control Matrix (**RCMs**) for each applicable regulation of all applicable regulators. Every RCM contains details of risk, and description of internal controls with design attributes (manual/ automated, maker/checker, etc.) tagged to each applicable regulatory line item. The compliance is tested through a risk-based approach by the Internal Audit Department and the Compliance Department. The breaches/action points for systemic enhancements are referred to the ACB for oversight and suggestions, if any.

Anti-Money Laundering

The Bank has implemented Know Your Customer/Anti-Money Laundering/Combating of Financing of Terrorism guidelines in accordance with the provisions under Prevention of Money Laundering Act, 2002, rules promulgated thereunder and guidelines issued by the regulators from time to time. The Bank's Anti-Money Laundering Unit under the Compliance Department carries out the regulator's stipulated anti-money laundering activities such as Transaction Monitoring, Risk categorization, name screening and regulatory reporting under the Prevention of Money Laundering Act, 2002.

The Bank adopts a risk based approach and conducts customer risk assessment with simplified due diligence for low risk, normal due diligence for medium risk and enhanced due diligence for high risk customers pursuant to the RBI guidelines.

The Bank also adheres to the anti-money laundering requirements as specified by the regulators of respective geographies. The Bank's anti-money laundering framework is subject to audit by the Internal Audit Department and their observations are reported to the Audit Committee at regular intervals.

For more information, see "**Risk Factors**" on page 62.

Transaction Monitoring

The Transaction Monitoring Team in the Bank focuses on fraud detection, prevention and awareness and is aligned with the Retail & Wholesale Banking Operations Department.

Internal Audit

The Bank's Internal Audit function provides an independent assurance to its Board of Directors and senior management on the quality and effectiveness of its internal controls, risk management systems, governance systems and processes on an ongoing basis. This is to ensure that the audited units comply with both internal and regulatory guidelines. In line with the RBI's guidelines on Risk Based Internal Audit (**RBIA**), the Bank has adopted a robust audit policy. The RBIA has been designed factoring regulatory guidelines and also international best practices. The policy has a well-defined architecture for conducting RBIA across all audit entities. The audit policy of the Bank focuses on strategic and emerging business risks, which forms a key step in the identification of the audit universe for the audit planning exercise. The audit frequencies are in sync with the risk profile of each unit to be audited. This is in accordance with guidelines relating to RBIA. The scope of RBIA includes examining the adequacy and effectiveness of internal control systems, regulatory compliances and also the evaluation of the risk residing at the audit entities. Further, with a view to strengthening the effectiveness of the audit function, concurrent audits, thematic audits and integrated audit have been added to the functional scope of internal audit.

The Internal Audit Department functions independently under the supervision of the Audit Committee of the Board, thereby ensuring its independence. The Board reviews the efficacy of the internal audit function, effectiveness of the internal controls laid down by the Bank and compliance with internal as well as external regulatory guidelines. This is in alignment with the best global practices on corporate governance.

The Investigations Department under the Internal Audit function focuses its attention on investigation matters. It is involved in conducting fraud investigations, fraud analysis and reporting, ascertaining staff accountability, reporting to senior management and Board.

Enforcement of Security Interests

Pursuant to the SARFAESI Act, a bank that is a secured creditor may, in respect of loans classified as NPAs, give notice in writing to the borrower requiring it to discharge its liabilities within 60 days, failing which, and in the absence of any satisfactory objections or representations made by the borrower, such a secured creditor may employ certain measures to recover on amounts due. Please refer to "*Key Regulations and Policies in India*" for more information on the SARFAESI Act, and salient features of the Parliament's amendments to the SARFAESI Act.

Please refer to "*Legal Proceedings*" for more information on the Bank's material litigation, including litigation relating to the SARFAESI Act.

Credit Management Policies and Procedures

The Bank formulates and revises internal policies and procedures for its lending activities. Annual business plans and credit policies provide information on the type and volume of credit business expected to be achieved during the relevant year. Policies on standards for the presentation of credit proposals, risk identification, risk grading, reporting and risk control, risk mitigation techniques, documentation, legal issues and the management of problem loan accounts are in place. Reviews of the loan portfolios under various lending programs are undertaken and single and group borrower limits, industry exposure limits and unsecured exposure limits have been established and are monitored on a regular basis.

The Bank's credit approval process involves multiple levels of loan approval authority depending on the loan amount. Before sanctioning any loan, the sanctioning authority ensures that:

- the credit proposal is comprehensive and complete in all respects;
- all required annexures and/or documents are enclosed;
- the request of the borrower is assessed properly and the credit proposal, including the terms and conditions proposed, conforms to the basic lending principles, the Bank's credit policy and guidelines of the RBI and other regulatory authorities;
- the balance sheet, profit and loss account and other financial statements, income statements of borrowers, as applicable, are analyzed properly. Items of assets and liabilities are classified properly and projections are made based on reasonable and realistic assumptions;
- all relevant ratios are calculated;
- assessment of credit requirements is carried out by using internally approved methods and the norms and guidelines issued by the RBI, as applicable, are complied with;
- limits proposed are within the borrowing powers of the company, if the borrower is a limited liability company;
- technical feasibility, management ability, compliance with statutory requirements and overall financial viability of the projects and/or proposition are properly examined;
- credit risk rating is carried out properly;
- security, if available, is examined in the context of adequacy, realizability etc.; and
- adequate and suitable collateral security is obtained according to the guidelines.

Based on the credit rating of the borrowers and the quantum of the borrowing, credit proposals are evaluated by appropriate sanctioning authorities in accordance with the credit policy of the Bank. Credit proposals sanctioned by the sanctioning authority are reviewed by the next higher authority by following the prescribed guidelines in this regard. The Reviewing Authority is primarily concerned with the proper exercise of delegated powers, adherence to credit norms and general policy guidelines.

The Bank has internal guidelines on exposure limits based on the credit rating of borrowers in the corporate and SME segments. Single borrowers and group borrower prudential norms according to the RBI guidelines are adhered to. The Bank disburses funds to a borrower strictly in accordance with the terms as sanctioned and after all necessary documentation has been executed. Specific approval is sought from the competent authority before any deviation is made from the terms of the sanction.

Proper supervision and follow-up of advances is carried out after the sanction and disbursement of credit facilities. Monitoring systems are used as a back-up mechanism for testing various assumptions made at the time of assessment of the credit needs of the borrowers. It is also used to evaluate the performance of the assisted unit and its financial health, to anticipate and foresee problems and prospects, and to identify danger signals with a view to initiate timely and appropriate corrective measures.

KEY REGULATIONS AND POLICIES IN INDIA

The following description is a summary of some of the relevant regulations and policies as prescribed by the central, state and regulatory bodies in India that are applicable to the Bank and its Subsidiaries. The following description is not meant to be exhaustive, and is only intended to provide general information to the investors on some of the key regulations and policies applicable to us.

The primary legislation governing banking companies in India is the Banking Regulation Act, 1949 (the “**Banking Regulation Act**”). The provisions of the Banking Regulation Act are, in addition to and not, save as expressly provided under the Banking Regulation Act, in derogation of the Companies Act and any other law currently in force. Other laws governing banking companies include the Reserve Bank of India Act, 1934, the Negotiable Instruments Act, 1881, the SARFAESI Act and the Bankers’ Books Evidence Act, 1891. Additionally, the RBI, from time to time, issues guidelines, circulars, directions, and policies relating to our businesses. The Bank is regulated by various regulators, including but not limited to, SEBI and the RBI.

I. Law, rules and regulations governing the Bank

Some of the key rules and regulations governing the Bank’s functioning are enumerated below:

1. RBI Regulations

Commercial banks in India are required to obtain a license from the RBI to carry on banking business in India. Such license is granted to the bank subject to compliance with certain conditions, as specified in Section 22 of the Banking Regulation Act. The RBI may cancel the license if the bank fails to meet the qualifications or if the bank ceases to carry on banking operations in India.

The Banking Regulation Act confers power on the RBI (in consultation with the Central Government) to supersede the board of directors of a banking company for a period not exceeding a total of 12 months, in public interest or for preventing the affairs of the bank from being conducted in a manner detrimental to the interest of the depositors or for securing the proper management of any banking company.

The Bank has obtained a banking license from the RBI and is regulated and supervised by the RBI. The RBI has issued directions/ guidelines to commercial banks in relation to functioning, covering various aspects such as loans and advances, investments, risk management, recognition of income, classification of assets, valuation of investments, maintenance of capital adequacy and provisioning for non-performing and restructured assets, periodical submission of reports etc. The RBI requires us to furnish statements, information and certain details relating to our business.

When a bank fails to or omits to comply with the provisions of the Banking Regulation Act and directions issued thereunder or wilfully makes a statement which is false in any material particularly, knowing it to be false or wilfully omits to make a material statement, the RBI may impose fine within prescribed limits on banks and its officers or punish with imprisonment for the term provided in the law, on the basis of the nature of the violation.

The appointment of the statutory auditors of the banks is subject to the approval of the RBI. The RBI can direct a special audit in the interest of the depositors or in the public interest.

2. Regulations relating to the opening of branches

Section 23 of the Banking Regulation Act requires banks to obtain prior permission of the RBI to open new branches. The RBI issues instructions and guidelines to banks on branch authorization from time to time, including guidelines allowing banking companies to open new branches, closure, shifting of branches/ extension counters/ ATMs etc. The RBI notified the Revised Guidelines - Opening of new place of business and transfer of existing places of business (“**Revised Guidelines**”) on 18 May 2017, which allowed domestic scheduled commercial banks (other than Regional Rural Banks), unless otherwise specifically restricted by RBI, to open branches in Tier 1 to Tier 6 centres without prior permission from RBI, subject to the conditions laid down by RBI. The RBI has introduced the concept of ‘banking outlets’ which, among other things, includes satellite offices, part-shifted branches, extension counters, ultra-small branches and specialised branches, subject to their satisfying the conditions set out in the Revised Guidelines. A ‘banking outlet’ is defined as a fixed point service delivery unit, manned by either bank’s staff or its business correspondent where services of acceptance of deposits, encashment of cheques / cash withdrawal or lending of money are provided for a minimum of four hours per day for

at least five days a week. Banks may also shift, merge or close all branches except rural branches and sole semi-urban branches. Rural branches and sole semi-urban branches can also be closed subject to certain conditions. The board of directors of such banks have been given the overall responsibility to ensure that all the guidelines are complied with.

The RBI has further stipulated that the banks are required to open at least 25 percent of the total number of branches opened during a financial year in unbanked rural (Tier 5 and Tier 6) centres.

Further, RBI has permitted installation of on-site and off-site ATMs at centres identified by banks, without specific permission from the RBI. Banks are also required to periodically report details of the branches and banking outlets opened/closed/shifted to RBI.

3. Guidelines for ‘on tap’ licensing of universal banks in the private sector

On 5 May 2016, the RBI released draft guidelines for the on-tap licensing of universal banks in the private sector seeking feedback, comments and suggestions from banks, non-banking financial institutions, industrial houses, other institutions and the general public. Based on examination of the comments/suggestions received, the RBI finalised the new framework for granting licences for universal banks on a continuous basis and released the Guidelines for “on-tap” Licensing of Universal Banks in the Private Sector on 1 August 2016 (On-tap Licensing Guidelines). The salient features of on-tap licensing guidelines are as follows: (i) resident individuals and professionals having ten years of experience in banking and finance would be eligible to promote universal banks; (ii) entities/groups in the private sector that are “owned and controlled by residents” and have a successful track record for at least ten years, provided if such entity/group has total assets of ₹ 50 billion or more, and the non-financial business of the group does not account for 40% or more in terms of total assets or gross income, would be recognized as eligible promoters; (iii) large industrial or business houses have been permitted to invest in the banks to the extent of up to 10% and shall not have a controlling interest in the bank; (iv) the Non-Operative Financial Holding Company (NOFHC) has now been made non-mandatory in case of promoters being individuals or standalone promoting/ converting entities who/which do not have other group entities; (v) the NOFHC is now required to be at least 51% owned by the promoter/promoter group instead of the requirement to be wholly owned by the promoter group; and (vi) existing specialised activities have been permitted to be continued from a separate entity proposed to be held under the NOFHC subject to prior approval from the RBI and subject to it being assured that similar activities are not conducted through the bank as well.

4. Capital adequacy requirements

RBI has issued guidelines based on the Basel III reforms on capital regulation on 2 May 2012, to the extent applicable to banks operating in India. The Basel III capital regulation has been implemented from 1 April 2013 in India in a phased manner and will be fully implemented by 31 March, 2020. Banks have to comply with the regulatory limits and minima as prescribed under Basel III capital regulations, on an ongoing basis. The below table summarises the capital requirements under Basel III guidelines for banks in India:

Sr. No.	Regulatory Capital	As % of Risk Weighted Assets
1.	Minimum Common Equity Tier I Ratio	5.50%
2.	Capital Conservation Buffer (comprised of Common Equity)	2.50%
3.	Minimum Common Equity Tier I Ratio plus Capital Conservation Buffer (i)+(ii)	8.00%
4.	Additional Tier I Capital	1.50%
5.	Minimum Tier I Capital Ratio (i)+(iv)	7.00%
6.	Tier II Capital	2.00%
7.	Minimum Total Capital Ratio (MTC) (v)+(vi)	9.00%
8.	Minimum Total Capital Ratio plus Capital Conservation Buffer (vii)+(ii)	11.50%

To ensure smooth transition to Basel III, appropriate transitional arrangements have been provided for meeting the minimum Basel III capital ratios, full regulatory adjustments to the components of capital etc. Consequently, in accordance with the master circular on “Basel III Capital Regulations” dated 1 July 2015, Capital Ratios and deductions from Common Equity will be fully phased-in and implemented as on 31 March 2019. In view of the gradual phase-in of regulatory adjustments to the common equity

component of Tier I Capital under Basel III, certain specific prescriptions of Basel II capital adequacy framework (e.g. rules relating to deductions from regulatory capital, risk weighting of investments in other financial entities etc.) continued to apply to the remainder of regulatory adjustments not treated in terms of Basel III rules, till 31 March 2017. The phase-in arrangements for capital requirements for banks operating in India are indicated in the following table:

Minimum capital ratios (as % of risk weighted assets)	April 30, 2013	31 March, 2014	31 March, 2015	31 March, 2016	31 March, 2017	31 March, 2018	31 March, 2019
Minimum Common Equity Tier I (CET1)	4.50%	5.00%	5.50%	5.50%	5.50%	5.50%	5.50%
Capital conservation buffer (CCB)	-	-	-	0.625%	1.25%	1.875%	2.50%
Minimum CET1+ CCB	4.50%	5.00%	5.50%	6.125%	6.75%	7.375%	8.00%
Minimum Tier I Capital	6.00%	6.50%	7.00%	7.00%	7.00%	7.00%	7.00%
Minimum Total Capital*	9.00%	9.00%	9.00%	9.00%	9.00%	9.00%	9.00%
Minimum Total Capital +CCB	9.00%	9.00%	9.00%	9.625%	10.25%	10.875%	11.50%
Phase-in of all deductions from CET1# (in %)	20	40	60	80	100	100	100

* The difference between the minimum total capital requirement of 9.00% and the Tier I requirement can be met with Tier II and higher forms of capital.

The same transition approach will apply to deductions from additional Tier I and Tier II Capital.

However, the RBI, vide its notification dated 10 January 2019, has deferred the implementation of the last tranche of 0.625% of capital conservation buffer (“CCB”) from 31 March 2019 to 31 March, 2020. Accordingly, minimum capital conservation ratios as applicable from 31 March 2018 (1.875%) will also apply from 31 March 2019 till the CCB attains the level of 2.50% on 31 March 2020. Further, the pre-specified trigger for loss absorption through conversion / write-down of Additional Tier 1 instruments (PNCPS and PDI) shall remain at 5.50% of RWAs and will rise to 6.125% of RWAs on 31 March 2020.

A bank shall comply with the capital adequacy ratio requirements at two levels:

- the consolidated (group) level - capital adequacy ratio requirements, which measure the capital adequacy of a bank based on its capital strength and risk profile after consolidating the assets and liabilities of its subsidiaries / joint ventures / associates etc. except those engaged in insurance and any non-financial activities; and
- the standalone level - capital adequacy ratio requirements, which measure the capital adequacy of a bank based on its standalone capital strength and risk profile.

The overseas operations of a bank through its branches will be covered in both the above scenarios.

The RBI has thereafter issued revisions to the Master Circular - Basel III Capital Regulations dated 1 July 2015 vide its notifications, namely, (i) Master Circular – Basel III Capital Regulations – Clarification dated January 14, 2016 (bearing number RBI/2015-16/285 DBR.No.BP.BC.71/21.06.201/2015-16) in relation to payment of coupons under criteria for inclusion of perpetual debt instruments in additional tier 1 capital; (ii) Master Circular – Basel III Capital Regulations – Revision dated 1 March 2016 (bearing number RBI/2015-16/331 DBR.No.BP.BC.83/21.06.201/2015-16) in relation to treatment of revaluation reserves, treatment of foreign currency translation reserves, treatment of deferred tax assets, etc.; (iii) Basel III Capital Regulations - Additional Tier 1 Capital dated 2 February 2017 (bearing number RBI/2016-17/222 DBR.BP.BC.No.50/21.06.201/2016-17) in relation to coupon discretion under the criteria for inclusion of perpetual debt instruments in additional tier 1 capital.

In addition to the total CRAR, the capital conservation buffer will required to be maintained at 2.50% in the form of common equity tier I, by 31 March 2019. However, basis their circular DBR.BP.BC.No.20/21.06.201/2018-19 dated 10 January 2019, the RBI amended the transitional arrangements for capital conservation buffer under the Master Circular on Basel III, wherein the requirement to maintain a capital conservation buffer of 2.50% for banks has been extended to 31 March, 2020.

5. Liquidity coverage ratio

The Basel III framework on 'Liquidity Standard' includes 'Liquidity Coverage Ratio', 'Net Stable Funding Ratio' and liquidity risk monitoring tools. With effect from 1 January 2015, the RBI introduced a requirement for commercial banks in India to maintain certain levels of Liquidity Coverage Ratio ("LCR"). The LCR measures a bank's ability to manage and survive for 30 days under a significant stress scenario that combines idiosyncratic as well as market-wide shock situations that would result in accelerated withdrawal of deposits from retail as well as wholesale depositors, partial loss of secured funding, increase in collateral requirements and unscheduled drawdown of unused credit lines. At least 60% of the net cash outflows in the next 30 days, computed with these assumptions of a stressed scenario, are required to be supported by High Quality Liquid Assets ("HQLA"). Banks are required to maintain HQLA of minimum 90% with effect from 1 January 2018, which will increase to 100% with effect from 1 January 2019.

The Basel Committee on Banking Supervision issued the final rules on 'Net Stable Funding Ratio' in October 2014. RBI has issued draft guidelines on NSFR on 28 May 2015. RBI has vide circular dated 29 November 2018 notified that the NSFR guidelines shall come into effect from 1 April 2020.

6. Non-Performing Assets

The RBI annually issues consolidated instructions and guidelines relating to income recognition, asset classification and provisioning standards in the Master Circular – "Prudential Norms on Income Recognition, Asset Classification and Provisioning pertaining to Advances" which is issued annually, the latest one dated 1 July 2015. These guidelines are revised from time to time. Similarly, the RBI annually issues consolidated instructions and guidelines relating to the valuation of investments in Master Circular – "Prudential Norms for Classification, Valuation and Operation of Investment Portfolio by Banks" which is issued annually, the latest one dated 1 July 2015. These guidelines are also revised from time to time.

Prudential norms on income recognition, asset classification and provisioning pertaining to advances

The principal features of the RBI guidelines are set forth below:

The assets of a bank are classified as: (i) standard assets; or (ii) NPAs. A standard asset ("Standard Asset") is a financial asset that continues to generate income for a bank. Under the prudential norms, an NPA is one that ceases to generate income for a bank. A loan or an advance becomes an NPA if: (i) the interest and / or installment of principal remains overdue for a period of more than 90 days in respect to a term loan; (ii) the account remains out-of-order for a period of more than 90 days in respect of an overdraft or cash credit; (iii) the bill remains overdue for a period of more than 90 days in the case of bills purchased and discounted; (iv) the installment of principal or interest thereon remains overdue for two crop seasons for short duration crops; (v) the installment of principal or interest thereon remains overdue for one crop season for long duration crops; (vi) the amount of liquidity facility remains outstanding for more than 90 days, in respect of a securitization transaction undertaken in terms of guidelines on securitization issued by the RBI on 1 February 2006; or (vii) in respect of derivative transactions, the overdue receivables representing positive mark-to-market value of a derivative contract, if these remain unpaid for a period of 90 days from the specified due date for payment. An account is treated as "out-of-order" if the outstanding balance remains continuously in excess of the sanctioned limit or drawing power. In cases where the outstanding balance in the principal operating account is less than the sanctioned limit or drawing power, but there are no credits continuously for 90 days as on the date of the balance sheet or the credits are not adequate to cover the interest debited during the same period, such accounts are to be treated as "out-of-order". Any amount due to the Bank under any credit facility is 'overdue' if it is not paid on the due date fixed by the Bank.

The RBI, pursuant to its "Master Circular on Prudential Norms on Income Recognition, Asset Classification and Provisioning Pertaining to Advances" ("Prudential Norms") issued on 1 July 2015, has classified NPAs as (i) sub-standard assets; (ii) doubtful assets; and (iii) loss assets. These guidelines specify provisioning requirements specific to the classification of the assets, this has been further revised by way of a notification dated 28 December 2016. On 26 February 2014, the RBI introduced further sub categories of an asset before it is classified as an NPA. This classification of an asset is designated as an SMA-0, SMA-1 or SMA-2 depending on the period for which amounts due have remained unpaid. Banks are required to report credit information, including classification of an account as SMA to CRILC on all

borrowers having aggregate exposure of ₹ 50 million and above. The CRILC-Main Report will now be required to be submitted on a monthly basis effective 1 April 2018. In addition, the lenders shall report to CRILC, all borrower entities in default (with aggregate exposure of ₹ 50 million and above), on a weekly basis, at the close of business on every Friday, or the preceding working day if Friday happens to be a holiday. The first such weekly report was required to be submitted for the week ending 23 February 2018. Additionally, banks are required to put in place a policy approved by its board of directors for making provisions for standard assets at rates higher than the regulatory minimum, based on evaluation of risk and stress in various sectors.

In July 2005, the RBI issued guidelines on sales and purchases of NPAs between banks, financial institutions and NBFCs. These guidelines require that the board of directors of a bank must establish a policy for purchases and sales of NPAs. These guidelines were further modified in February, 2014 whereby banks have been permitted to sell their NPAs to other banks / FIs / NBFCs (excluding asset reconstruction companies) without any initial holding period. However, if the purchasing bank wishes to resell the non-performing financial asset, it should have been held in its books at least for a period of 12 months before it is sold.

The RBI has also issued a separate set of prudential guidelines on restructuring of advances by banks in relation to the norms / conditions, which must be fulfilled in order to maintain the category of the restructured account as a 'standard asset'. The earlier guidelines issued by the RBI on restructuring of advances specified that "standard" advances should be re-classified as "sub-standard" immediately on restructuring. Post August 2008 the RBI has issued a series of circulars on special regulatory treatment on restructuring of advances by banks. The RBI has specified that during the pendency of the application for restructuring of the advance, the usual asset classification norms continue to apply.

7. Prudential framework on resolution of stressed assets

The RBI has, pursuant to its circular dated 7 June 2019 established a new regulatory framework for resolution of stressed assets ("**Revised Framework**"). Pursuant to the Revised Framework, existing guidelines and schemes for debt resolution such as revitalising distressed assets, CDR, flexible structuring of existing long term project loans, SDR, change in ownership outside SDR, and S4A have been withdrawn. In addition, the guidelines /framework for joint lenders' forum has also been discontinued. According to the Revised Framework, the lenders must identify incipient stress in loan accounts immediately on default by classifying stressed assets as special mention account.

Under the Revised Framework, the RBI had promulgated a revised framework for resolution of stressed assets, where banks are required to put in place a board approved policy for resolution of stressed assets. Upon the occurrence of a default, banks are required to within a period of 30 days from the date of such default ("**Review Period**"), review the account of the borrower and determine a strategy for implementing a resolution plan or choose to initiate legal proceedings or recovery. If a resolution plan route is chosen by the lenders during the Review Period, the lenders are required to enter into an inter-creditor agreement to provide rules for finalisation and implementation of the resolution plan and also provide in such inter-creditor agreement that decisions by lenders representing 75% of outstanding facilities and 60% by number shall bind all lenders to the inter-creditor agreement. The resolution plan is to be implemented within 180 days from the end of the Review Period. Depending on the aggregate exposure (including fund based and non-fund based) of the borrower towards the lender, the Review Period is required to commence by a specified date, as set out below:

- i. INR 20,000 million and above (approx. USD 280,000,000 and above) – 7 June 2019;
- ii. INR 15,000 million and above (approx. USD 210,000,000 and above) but less than INR 2,000 crore (less than approx. USD 280,000,000) – 1 January 2020; and
- iii. Less than INR 15,000 million (approx. USD 280,000,000) – To be announced

The Revised Framework further clarifies that in the event a viable resolution plan in respect of the borrower is not implemented within the aforementioned timelines, all lenders (whether party to the inter-creditor agreement or not) are required to make additional provisions as set out below:

Timeline for implementation of viable resolution plan	Additional provisions to be made as a percentage of total outstanding, if resolution plan not implemented within the timeline
---	---

180 days from the end of Review Period	20%
365 days from the commencement of Review Period	15% (i.e. total additional provisioning of 35%)

8. The Recovery of Debts Due to Banks and Financial Institutions Act, 1993 (“RDDBFI Act”) as amended by Chapter III of the Enforcement of Security Interest and Recovery of Debts Laws and Miscellaneous Provisions (Amendment) Act, 2016

The RDDBFI Act was enacted for adjudication of disputes pertaining to debts due to banks and financial institutions exceeding ₹ 1 million. The RDDBFI Act provides for the constitution of debt recovery tribunals, before which banks and financial institutions may file applications for recovery of debts. Further, no court or other authority, except the Supreme Court or a High Court exercising jurisdiction under Articles 226 and 227 of the Constitution of India, shall have, or is entitled to exercise, any jurisdiction, powers or authority in relation to the aforementioned matter. The tribunals may pass orders for directions including *inter- alia* recovery of such dues by the bank as may be deemed fit along with a recovery certificate to such effect from the presiding officer of the respective tribunal; attachment of the secured properties towards the dues to the bank; injunctive orders restraining the debtors from alienating, transferring or disposing of such secured properties; appointment of receivers and/or local commissioners with respect to such secured properties and distribution of proceeds from sale of such secured properties towards dues. Pursuant to the recovery certificate being issued, the recovery officer of the respective debt recovery tribunal shall effectuate the final orders of the debt recovery tribunal in the application. Unless such final orders of the debt recovery tribunal have been passed with the consent of the parties to an application, an appeal may be filed against such final orders of the debt recovery tribunal before the debt recovery appellate tribunal, which is the appellate authority constituted under the RDDBFI Act.

9. Securitization and Reconstruction of Financial Assets and Enforcement of Security Interest Act, 2002, as amended, and as amended by the Enforcement of Security Interest and Recovery of Debts Laws and Miscellaneous Provisions (Amendment) Act, 2016 (the “SARFAESI Act”)

The SARFAESI Act provides for the enforcement of security interest without the intervention of the courts. Under the provisions of the SARFAESI Act, a secured creditor can recover dues from its borrowers by taking any of the measures as provided therein. Rights, with respect to the enforcement of security interest, under the SARFAESI Act cannot be enforced unless the account of the borrower has been classified as an NPA in the books of account of the secured creditor in accordance with the directions or guidelines issued by the RBI or any other applicable regulatory authority. The secured creditors must serve a 60-day notice on the borrower demanding repayment of the amount due and specifying the borrower’s assets over which the bank proposes to exercise remedies. If the borrower still fails to pay, the secured creditors, on expiry of the 60-day notice period, can: (i) take possession of the secured assets; (ii) take over the management of the secured assets along with the right to transfer by way of lease, assignment or sale of the secured assets; (iii) appoint any person to manage the secured assets; and (iv) require any person who has acquired any of the secured assets from the borrower to pay amounts necessary to satisfy the debt. The security interests covered by the SARFAESI Act are security interests over immovable and movable property, existing or future receivables, certain intangible assets (such as know-how, patents, copyrights, trademarks, licenses, franchises) and any debt or any right to receive payment of money, or any receivable, present or future, and in which security interest has been created. Security interests over ships and aircraft, any statutory lien, a pledge of movables, any conditional sale, hire purchase or lease or any other contract in which no security interest is created, rights of unpaid sellers, any property not liable to attachment, security interest for securing repayment of less than ₹ 100,000, agricultural land and any case where the amount due is less than 20.00% of the principal amount and interest are not enforceable under the SARFAESI Act. In the event that the secured creditor is unable to recover the entire sum due by exercise of the remedies under the SARFAESI Act in relation to the assets secured, such secured creditor may approach the debt recovery tribunal or the relevant court for the recovery of the balance amounts. A secured creditor may also simultaneously pursue its remedies under the SARFAESI Act as well as the debt recovery tribunal.

The SARFAESI Act also provides for sale of financial assets by banks and financial institutions to asset reconstruction companies. The financial assets can be sold to asset reconstruction companies in accordance with the extant guidelines and prudential norms issued by the RBI. In accordance with the extant guidelines, a bank may sell only those assets classified as an SMA-2 or an NPA to asset reconstruction companies. The banks may not sell financial assets at a contingent price with an agreement to bear a part of the shortfall on ultimate realization. However, banks may sell specific financial assets with an agreement to share in any surplus realised by the asset reconstruction company in the future.

Consideration for the sale may be in the form of cash, bonds or debentures or security receipts or pass through or pay through certificates issued by the asset reconstruction company or trusts set up by it to acquire the financial assets. In the event that the secured creditor is unable to recover the entire sum due by exercise of the remedies under the SARFAESI Act in relation to the assets secured, such secured creditor may approach the relevant court for the recovery of the balance amounts. A secured creditor may also simultaneously pursue its remedies under the SARFAESI Act.

10. Insolvency and Bankruptcy Code

The Insolvency and Bankruptcy Code (“**IBC**”) was enacted and notified in the Gazette of India on 28 May 2016. The IBC covers individuals, companies, limited liability partnerships, partnership firms, proprietorship firms and other legal entities. The IBC has established an Insolvency and Bankruptcy Board of India to function as the regulator for all matters pertaining to insolvency and bankruptcy. The IBC prescribes a time limit of 180 days (extendable by up to a maximum of 90 days) for the insolvency resolution process to be completed (“**Moratorium Period**”) during which period the entity shall be revived. The insolvency resolution process shall be mandatorily completed within a period of 330 days from the date of commencement of the insolvency resolution process. During the Moratorium Period, (i) the management of the debtor vests in favour of the resolution professional appointed by National Company Law Tribunal (“**NCLT**”); (ii) no assets of the debtor can be transferred, encumbered; (iii) there can no enforcement of security interest; (iv) no fresh proceedings can be initiated against the debtor and the continuation of pending proceedings are prohibited. The resolution professional shall invite and verify claims of all creditors of the debtor and constitute a committee of creditors comprising of all creditors whose claims are verified and accepted. Thereafter a resolution plan is prepared for the revival of the entity which shall be approved by majority of the committee of creditors which is then sanctioned by the NCLT. In the event no resolution plan is approved by committee of creditor or the NCLT rejects the resolution plan for non-compliance, the NCLT directs the liquidation of the debtor.

11. Regulations relating to lending

The provisions of the Banking Regulation Act govern the advancing of loans by banks in India. The RBI issues directions covering the lending activities of banks. Some of the major guidelines of the RBI, which are now in effect, are as follows:

- RBI has prescribed norms for banks lending to non-bank financial companies and the financing of public sector disinvestment.
- RBI introduced the “base rate” in place of the BPLR with effect from 1 July 2010. The base rate shall include all those elements of the lending rates that are common across all the categories of borrowers.
- All floating rate rupee loans sanctioned and renewed between 1 July 2010 and 31 March, 2016 shall be priced with reference to the Base Rate which will be the internal benchmark for such purposes.
- All floating rate rupee loans sanctioned and renewed with effect from 1 April 2016 shall be priced with reference to the Marginal Cost of Funds based Lending Rate which will be the internal benchmark for such purposes.
- Section 21A of the Banking Regulation Act provides that the rate of interest charged by a bank shall not be reopened by any court on the ground that the rate of interest charged by a bank is excessive. The Banking Regulation Act provides for protection to banks for interest rates charged by them.
- The RBI issued a circular dated September 4, 2019, making it mandatory for banks to link all new floating rate personal or retail loans and floating rate loans to micro, small and medium enterprises (“**MSMEs**”) to an external benchmark effective October 1, 2019. The banks are free to choose one of the several benchmarks indicated in the circular. The banks are also free to choose their spread over the benchmark rate, subject to the condition that the credit risk premium may undergo change only when borrower’s credit assessment undergoes a substantial change, as agreed upon in the loan contract.

12. Regulations relating to deposits

The RBI has issued “Reserve Bank of India - Interest rate on Deposits Directions, 2016” dated March 3, 2016. scheduled commercial banks are required to pay interest on deposits of money (other than current account deposits accepted by them or renewed by them in their domestic, ordinary non-resident, non-resident (external) accounts and foreign currency (non-resident) accounts (banks) scheme deposit account), subject to certain conditions prescribed by these directions. Banks are required to put in place a comprehensive policy on interest rates on deposits duly approved by the board of directors or any committee to which powers have been delegated. Further, certain additional restrictions have been prescribed to determine interest rates for savings deposits and term deposits. Additionally, interest rates offered by banks on NRO and NRE deposits cannot be higher than those offered by them on comparable domestic rupee term deposits.

13. Directed lending

The Reserve Bank of India (Priority Sector Lending – Targets and Classification) Directions, 2016 dated 7 July 2016 (“**Master Direction**”) sets out the broad policy in relation to priority sector lending (“**PSL**”). In accordance with this circular, the priority sectors for all scheduled banks include (i) agriculture; (ii) MSMEs; (iii) education; (iv) housing; (v) social infrastructure; (vi) renewable energy; and (vii) others. Under the Master Direction, the priority sector lending targets are linked to adjusted net bank credit as defined (“**ANBC**”) or credit equivalent amount of off-balance sheet exposure, whichever is higher, as on the corresponding date of the preceding year. Currently, the total priority sector lending target for domestic banks is 40% of ANBC or credit equivalent amount of off-balance sheet exposure, whichever is higher. It also prescribed sub-targets for small and marginal farmers, micro-enterprises and weaker sections.

14. Master Regulations and Guidelines of the SEBI

SEBI was established in 1992 in accordance with the provisions of the Securities and Exchange Board of India Act, 1992 to protect the interests of public investors in securities and to promote the development of, and to regulate, the Indian securities market including all related matters. We are subject to regulations prescribed by SEBI in respect of capital issuances as well as some of our activities, including acting as agent for collecting subscriptions to public offerings of securities made by other Indian companies, underwriting, custodial, depository participant, and investment banking and because our Equity Shares are listed on Indian stock exchanges. These regulations provide for registering with SEBI the functions, responsibilities and the code of conduct applicable for each of these activities.

15. Exposure norms

As a prudential measure aimed at better risk management and avoidance of concentration of credit risk, the RBI has prescribed credit exposure limits for banks and long-term lending institutions in respect of their lending to individual borrowers and to all borrowers belonging to a single group. The RBI has prescribed exposure ceiling for a single borrower as 15% of capital funds and group exposure limit as 40% of capital funds comprising of Tier I and Tier II capital. Relaxations are permitted in exceptional circumstances and lending to infrastructure sector. The total exposure to a single NBFC and NBFC-AFC (Asset Financing Companies) should not exceed 10%, and 15% respectively, of the bank's capital funds as per its last audited balance sheet. The limit may be increased by another 5% provided that the excess exposure is on account of funds on-lent to the infrastructure sector.

The aggregate exposure of a bank to the capital markets in all forms (both fund based and non-fund based) should not exceed 40% of its net worth, on both standalone and consolidated basis as on 31 March of the previous year.

Within this overall ceiling, the bank's direct investment in shares, convertible bonds/debentures, units of equity oriented mutual funds and all exposures to Venture Capital Funds (both registered and unregistered) should not exceed 20% of its net worth on both standalone and consolidated basis.

On August 25, 2016, the RBI released guidelines on Enhancing Credit Supply for Large Borrowers through market Mechanism with the objective of mitigating the risk posed to the banking system on account of large aggregate lending to a single corporate. As per the framework, exposure to corporate

with large borrowing from banking system beyond the prescribed limit would attract additional provisions and higher risk weights.

On December 1, 2016, the RBI released guidelines on Large Exposures Framework to align the exposure norms for Indian banks with the Basel Committee on Banking Supervision standards. From 1 April 2019, exposure limits to single and group borrowers will be 20% and 25% of our Tier 1 Capital funds as against the current norm of 15% and 40% of the Total Capital funds Limits.

On June 3, 2019, the RBI amended the extant December 1, 2016 guidelines on 'Large Exposures Framework to align the exposure norms for Indian banks' with the Basel Committee. As per the framework, the sum of all exposure values of a bank to a counterparty or a group of connected counterparties is defined as a 'Large Exposure' (LE), if it is equal to or above 10 percent of the bank's eligible capital base (i.e., Tier 1 capital) and the bank is required to report their LE to the RBI and Department of Banking Supervision, Central Office.. Exposure limits to single and group NBFC's will be 15% and 25% of our Tier 1 Capital funds respectively. However, by way of a circular dated September 12, 2019 the RBI mandated that banks' exposure to a single NBFC (excluding gold loan companies) will be restricted to 20 percent of that banks' eligible capital base. Banks' finance to NBFCs predominantly engaged in lending against gold will continue to be governed by limits prescribed in circular dated May 18, 2012.

16. Directions on short-selling

The Statement on Developmental and Regulatory Policies released by RBI on June 6, 2018, proposes to liberalise the eligible short sale participant base and increase the entity-wise and security category-wise (liquid/other securities) limits for short selling in Government Securities. Accordingly, a comprehensive review of the existing directions/circulars on 'Short Sale' transactions has been carried out and the revised directions, (Directions) were issued. The Directions came into effect from July 26, 2018.

The Directions define a short sale as a sale of a security one does not own. Banks may treat sale of a security held in the investment portfolio as a short sale and follow the process laid down in the Directions.

These transactions shall be referred to as 'notional' short sales. For the purpose of these Directions, short sale would include 'notional' short sale.

The maximum amount of a security (face value) that can be short sold shall be as follows:

- for Liquid Securities – 2% of the total outstanding stock of each security, or, ₹ 500 billion, whichever is higher;
- for other securities – 1% of the total outstanding stock of each security, or, ₹ 2.50 billion, whichever is higher.

17. Regulations relating to Know Your Customer and Anti-Money Laundering

The RBI has issued several guidelines on Know Your Customer (KYC) and Anti Money Laundering (AML) inter alia containing rules on (i) customer identification and acceptance; (ii) monitoring of transactions; and (iii) vigilance at the time of opening accounts for new customers to prevent misuse of the banking system. Banks have been advised to ensure systems and procedures are in place to control financial frauds, identify money laundering and suspicious activities and monitor high value cash transactions. Such monitoring includes cross border transactions. Further, banks have also been advised to ensure that adequate policies are formulated and adopted in relation to KYC and AML.

18. Penalties

The RBI is empowered under the Banking Regulation Act, to impose penalties on banks and their employees in case of infringement of any provision of the Act. The penalty may be a fixed amount or may be related to the amount involved in any contravention of the regulations. The penalty may also include imprisonment.

19. Legal Reserve Requirements

1. Cash Reserve Ratio

Each bank is required to maintain CRR on a daily basis which is a specified percentage of total of DTL adjusted for the exemptions, by way of a balance in a current account with the RBI. At present the required CRR is 4%. The RBI does not pay any interest on CRR balances. The CRR has to be maintained on an average basis for a fortnightly period and the minimum daily maintenance of the CRR should be 90% effective from the fortnight beginning 16 April 2016. The RBI may impose penal interest at the rate of 3% above the bank rate on the amount by which the reserve falls short of the CRR required to be maintained on a particular day and if the shortfall continues further the penal interest charged shall be increased to a rate of 5% above the bank rate in respect of each subsequent day during which the default continues. In case of default in the maintenance of CRR on average basis during the fortnight, penal interest will be recovered as envisaged under Section 42(3) of the Reserve Bank of India Act, 1934.

2. Statutory Liquidity Ratio

Each Bank is required to maintain a SLR, a specified percentage of total DTL by way of liquid assets like cash, gold or approved unencumbered securities. The percentage of this liquidity ratio is fixed by the RBI from time to time, pursuant to Section 24 of the Banking Regulation Act. At present, the RBI requires banks to maintain SLR of 18.75%.

20. Regulations relating to Authorised Dealers (“ADs”) for foreign exchange and cross-border business transactions

The foreign exchange and cross border transactions undertaken by banks, both on its own account and also on behalf of customers, are subject to the provisions of the FEMA and rules/ regulations/ directions and notifications issued thereunder. The bank should monitor all non-resident accounts and cross border transactions to prevent money laundering. RBI may impose penalty for contravention of FEMA and regulations/ notifications issued there under or contravenes any condition subject to which an authorisation is issued by the Reserve Bank.

21. Foreign ownership restriction

Aggregate foreign investment, in a private sector bank is permitted up to 49% of the paid up capital under the automatic route. This limit can be increased up to 74% of the paid up capital with prior approval from the Department of Financial Services. Pursuant to a letter dated 19 July 2016 from the Ministry of Finance, Government of India, the Bank has received approval for aggregate foreign investment in the Bank up to 74% of its paid up capital. Further, SEBI has through circular dated 5 April 2018, put in place a new system for monitoring the foreign investment limits in listed Indian companies, and by its circular dated 17 May 2018, SEBI has directed that the system be made operational from 1 June 2018. Accordingly, the listed Indian company shall have to appoint any one depository as its designated depository to facilitate the monitoring of the foreign investment limits.

22. Secrecy obligation

Banks' obligations relating to maintaining secrecy arise out of Section 13 of the Bank Nationalisation Act and also common law principles governing the relationship between them and their customers. Banks cannot disclose any information to third parties except under certain limited and clearly defined circumstances as detailed in the guidelines issued by the RBI.

23. Ownership restrictions

Pursuant to Section 12(2) of the Banking Regulation Act, 1949, the RBI has, on 21 July 2016, notified that no shareholder in a bank can exercise voting rights on poll in excess of 26% of total voting rights of all the shareholders of the bank.

RBI guidelines prescribe a policy framework for the ownership and governance of private sector banks. As per the extant guidelines any individual / entity who wishes to acquire shareholding of 5% or more but less than 10% of the total paid up capital of the Bank needs to obtain prior approval of the RBI. Thereafter prior approval is also needed to go beyond 10%. The RBI, when considering whether to grant an approval, may take into account all matters that it considers relevant to the application, including

ensuring that shareholders whose aggregate holdings are above specified thresholds meet fit and proper criteria.

The Directions on Ownership envisage diversified shareholding in private sector banks by a single entity/corporate entity/group of related entities. Pursuant to the Directions on Ownership, ownership limits for all shareholders in the private sector bank in the long run shall be stipulated under two broad categories: (i) natural persons (individuals) and (ii) legal persons (entities/institutions). Further, separate limits are now stipulated for (i) non-financial and (ii) financial institutions; and among financial institutions, for diversified and non-diversified financial institutions.

24. RBI restriction on offshore payments

Any offshore payments to be made under the medium term notes by the head office of the Bank would require prior approval of the RBI.

25. Regulations governing Offshore Banking Units (OBUs)

The Government and the RBI have permitted banks to set up OBUs in special economic zones, which are specially delineated duty-free enclaves deemed to be foreign territory for the purpose of trade operations, duties and tariffs. OBUs are exempt from CRR requirements. Although OBUs are required to maintain SLR norms, the RBI may exempt a bank's OBU from SLR requirements on specific application by the bank. All prudential norms applicable to overseas branches of Indian banks apply to OBUs. OBUs may operate and maintain balance sheets only in foreign currency and are not allowed to deal in Indian rupees except for having a special rupee account out of the convertible funds in order to meet their daily expenses.

26. Issue of shares by private sector banks

The Reserve Bank of India (Issue and Pricing of Shares by Private Sector Banks) Directions, 2016 provides general permission for issue of shares by private sector banks through the routes mentioned therein subject to certain conditions, among others, the issue of shares is required to be in compliance with the Companies Act, 2013 and SEBI regulations; the issue of shares has the approval from the bank's board or shareholders, as may be required under the Companies Act, 2013 or applicable SEBI regulations.

27. Downstream investment by banks

In accordance with Schedule I of the FEMA Regulations, downstream investments made by a banking company, as defined in section 5(c) of the Banking Regulation Act, incorporated in India, which is owned or controlled by non-residents/non-resident entity, under corporate debt restructuring, or other loan restructuring mechanism, or in trading books, or for acquisition of shares due to defaults in loans, shall not count towards indirect foreign investment. However, their 'strategic downstream investment' shall count towards indirect foreign investment. For this purpose, 'strategic downstream investments' would mean investment by these banking companies in their subsidiaries, joint ventures and associates

28. Guidelines for merger and amalgamation of private sector banks

The Reserve Bank of India (Amalgamation of Private Sector Banks) Directions, 2016 dated 21 April 2016 relate to: (i) an amalgamation of two banking companies; and (ii) an amalgamation of a NBFC with a banking company. The Reserve Bank has discretionary powers to approve the voluntary amalgamation of two banking companies under the provisions of Section 44A of the Banking Regulation Act.

29. Regulation of financial services provided by banks

The Reserve Bank of India (Financial Services provided by Banks) Directions, 2016 dated 26 May 2016 require banks to comply with certain restrictions while undertaking financial services including in relation to risk mitigation measures, limits on investment that can be made by banks in companies undertaking financial services. The directions also provide for specific regulations for certain financial services such as, among others, setting of an infrastructure debt fund, underwriting activities, mutual fund business, and insurance business.

30. Guidelines on management of intra-group transactions and exposures

The RBI issued the Guidelines on Management of Intra-Group Transactions and Exposures on 11 February 2014. Pursuant to the said guidelines, RBI has prescribed quantitative limits on financial intra-group transactions and exposures and prudential measures for the non-financial intra-group transactions and exposures. These guidelines also require that all intra-group transactions to be at “arms-length”.

31. Capital and provisioning requirements for exposures to entities with unhedged foreign currency exposure

The RBI issued a circular relating to Capital and Provisioning Requirements for Exposures to entities with Unhedged Foreign Currency Exposure on 15 January 2014. Pursuant to these guidelines, RBI has introduced incremental provisioning and capital requirements for bank exposures to entities with unhedged foreign currency exposures.

32. Central Repository of Large Common Exposures

The RBI has introduced Central Repository of Large Common Exposures (CRILC) repository of large credits and share information with the banks for enabling them to be aware of building leverage and common exposures. All banks are required to report to RBI, on a quarterly basis, exposures of individuals and entities having exposure (both fund and non-fund based) of more than ₹ 50.00 million and also details of customers with outstanding current account balance (debit or credit) of ₹ 10.00 million and above. In addition, RBI guidelines require banks to report, among others, the SMA 2 (Principal or interest payment overdue between 61-90 days) status of the borrower to the CRILC. Any non-submission of or wrong reporting in these returns attracts penalties as specified in the Banking Regulation Act 1949.

Further, in terms of RBI circular dated 7 June 2019, all banks are required to report to CRILC, on a monthly basis, exposures of individuals and entities having exposure (both fund and non-fund based) of more than ₹50 million. Banks are also required to report to CRILC, on a weekly basis for all borrower entities in default, having aggregate exposure of more than ₹50 million. In addition, banks are required to report to CRILC the classification of an account to ‘special mention account’ in respect of borrower entities having aggregate exposure of more than ₹50 million. Any non-submission of or incorrect reporting in these returns attracts penalties as specified in the Banking Regulation Act.

33. Storage of payment system data

The RBI on 6 April 2018 issued a notification on storage of information relating to the payment ecosystem as not all system providers store the payments data in India. In accordance with the notification, all system providers shall ensure that data relating to payment systems operated by them are stored in a system only in India. Data should include the full end-to-end transaction details, information collected, carried, processed as part of the message or payment instruction. For the foreign leg of the transaction, if any, the data can also be stored in the foreign country, if required. System providers have to comply within six months and report compliance and do a system audit report.

34. Prohibition on dealing in virtual currency

On 6 April 2018, the RBI prohibited RBI regulated entities from dealing in, settling or facilitating virtual currencies. A window of three months from the date of the circular was provided to such entities to exit any relationship with virtual currency providers.

35. The Banking Ombudsman Scheme, 2006

The Banking Ombudsman Scheme, 2006 provides the extent and scope of the authority and functions of the Banking Ombudsman for redressal of grievances against deficiency in banking services, concerning loans and advances and other specified matters and has gone through various amendments to provide for revised procedures for redressal of grievances by a complainant under the scheme and to broaden the scope of complaints addressed by the Banking Ombudsman.

36. Banking Regulation (Amendment) Act, 2017

The Banking Regulation (Amendment) Act 2017 states that the Government may by order authorise the RBI to issue directions to banking companies to initiate insolvency proceedings under the Insolvency

and Bankruptcy Code, 2016. Furthermore, the RBI, on 12 February 2018, had issued directions to banking companies for the resolution of stressed assets.

37. Declaration of dividend by banks

The payment of dividends by banks is subject to restrictions under the Banking Regulation Act. Section 15(1) of the Banking Regulation Act states that no banking company shall pay any dividend on its shares until all its capitalised expenses (including preliminary expenses, organisation expenses, share-selling commissions, brokerage, amounts of losses incurred and any other item of expenditure not represented by tangible assets) have been completely written off. In addition, Section 17(1) of the Banking Regulation Act requires every banking company to create a reserve fund and, out of the balance of the profit of each year as disclosed in the profit and loss account, transfer a sum equivalent to not less than 25% of such profit to the reserve fund before declaring any dividend.

In May 2005, the RBI issued guidelines on Declaration of Dividends by Banks, which prescribed certain conditions for declaration of dividends by banks. Further, the Master Circular on Basel III Capital Regulations as amended and updated from time to time, also regulates the distribution of dividends by banks”.

38. Representative Offices

The Bank has three representative offices, in GCC, Dubai, Sharjah and Abu Dhabi, , which are regulated by Central Bank of the United Arab Emirates. The representative offices in GCC are permitted to carry out facilitating and promotion of permitted products, providing banking, financial and investment consultation services along with other representational activities. The Bank has another Rep Office in Bangladesh (BRO). As per the Regulations of Bangladesh Investment Development Authority (BIDA) & Bangladesh Bank, BRO is permitted to promote FI-Trade & Non-FI Trade business through its overseas locations.

39. Regulations relating to banking business

The Banking Regulation Act defines the forms of business in which a banking company may engage. RBI has issued various guidelines/directions governing the functioning of banks in India. These guidelines cover, not limited to, governance, deposits, loans, investments, risk management, operations, audit, compliance, housekeeping etc.

40. Classification and reporting of fraud cases

The RBI issued guidelines on the classification and reporting of fraud cases. The fraud cases have been classified into misappropriation and criminal breach of trust, fraudulent encashment through forged instruments, manipulation of books of account or through fictitious accounts and conversion of property, unauthorised credit facilities extended for reward or for illegal gratification, negligence and cash shortages, cheating and forgery, irregularities in foreign exchange and any other type of fraud not coming under the specific heads as above. The banks are required to submit fraud related data to RBI through various returns/ reports.

41. Marginal Cost of Funds based Lending Rate (MCLR)

Pursuant to the notification issued by RBI dated 17 December 2015, all rupee loans sanctioned and credit limits renewed with effect from 1 April 2016 are to be priced with reference to the MCLR which is the internal benchmark for such purposes. MCLR comprise: (a) marginal cost of funds; (b) negative carry on account of CRR (c) operating costs (d) tenor premium.

42. Indian Accounting Standards

The MCA, in its press release dated 18 January 2016, issued a roadmap for the implementation of Indian Accounting Standards (“IND-AS”) converged with the International Financial Reporting Standards (“IFRS”) as issued by the International Accounting Standards Board with certain carve-outs for scheduled commercial banks, insurance companies and non-banking financial companies (the “**2016 roadmap**”). The 2016 roadmap requires such institutions to prepare IND-AS based financial statements for the accounting periods commencing on or after 1 April 2018, and to prepare comparative financial information for accounting periods commencing on or after 1 April 2017. The RBI, in its circular dated

11 February 2016, requires all scheduled commercial banks to comply with IND-AS for financial statements for the periods stated above. In April 2018, the RBI has deferred the effective date for implementation of IND-AS by one year. For more information on deferment of implementation of IND-AS, see “*Presentation of Financial Information and Other Covenants*” on page 12. The RBI does not permit banks to adopt IND-AS earlier than these timelines. The new accounting standards are expected to change, among other things, our methodologies for estimating allowances for probable loan losses and classifying and valuing our investment portfolio, as well as our revenue recognition policy.

Earlier all scheduled commercial banks were required to follow IND-AS for financial statements for accounting periods beginning from 1 April 2018 onwards, which has now been deferred by RBI on 22 March 2019 until further notice, pending necessary legislative amendments to the Banking Regulation Act, 1949 and keeping in view, the level of preparedness of many banks. IND-AS would be applicable to both standalone financial statements and consolidated financial statements.

43. Appointment and Remuneration of the Chairman, the Managing Director and Other Directors

Banks require the prior approval of the RBI to appoint their Chairman and Managing Director and any other whole time or executive directors and to fix their remuneration. The RBI is empowered to remove the appointee on the grounds of public interest or the interest of depositors or to ensure the proper management of the bank. Further, the RBI may order meetings of the board of directors of banks to discuss any matter in relation to the bank, appoint observers to these meetings and in general may make changes to the management as it may deem necessary and can also order the convening of a general meeting of the company to elect new directors.

44. Consolidated Supervision Guidelines

In 2003, the RBI issued guidelines for consolidated accounting and consolidated supervision for banks. Under the guidelines, banks are required to prepare consolidated financial statements, submit consolidated prudential returns amongst other things.

Other Regulations

In addition to the above the Bank is required to comply with provisions of the Companies Act and other relevant legislations along with rules formulated thereunder for its regulatory operations.

BOARD OF DIRECTORS AND SENIOR MANAGEMENT

The Bank's Articles provide that, unless otherwise agreed by the Bank, the number of Directors shall not be less than three or more than 15. The Bank's Board of Directors currently comprises 13 members and is responsible for the management of the Bank's business.

Under the terms of the Articles, SUUTI and LIC, promoters of the Bank each have the right to nominate one director on the Board of the Bank. The non-executive (part-time) chairman of the Bank is an independent director who is duly appointed by the Board of Directors of the Bank. None of the Bank's Promoters are involved in the day-to-day affairs of the Bank.

The Banking Regulation Act and the RBI notification dated 24 November 2016 requires that at least 51% of Directors shall have specialised knowledge or practical experience in one or more of the following areas: accountancy, agriculture and rural economy, banking, co-operation, economics, finance, law, small-scale industry, information technology, core industries, infrastructure sector, payment and settlement systems, human resources, risk management and business management and any other matter specialist knowledge of and practical experience in, would, in the opinion of the RBI, be useful to the banking company. Of the above directors, no fewer than two directors are required to have specialised knowledge or practical experience in agriculture and rural economy, cooperation and small-scale industry. All of the Bank's Directors are professionals with specialised knowledge of one or more of the above areas. The MD and CEO and the whole-time Directors of the Bank are employed on a full-time basis. The appointment of chairman and whole-time Directors requires the approval of the shareholders and prior approval of RBI. The RBI has also prescribed "fit and proper" criteria to be considered when appointing directors of banks, with the Bank's Directors being required to make declarations confirming their ongoing compliance with such criteria. The Board of Directors has reviewed the declarations received from all the Directors and determined that all of the Bank's Directors satisfy the fit and proper criteria.

Pursuant to the provisions of the Companies Act, at least two-thirds of the total number of Directors excluding the independent Directors and the MD and CEO are liable to retire by rotation, with one-third of such number retiring at each Annual General Meeting. A retiring Director is eligible for re-appointment. Further, the independent Directors may be appointed for a maximum of two terms of up to five consecutive years each. Any re-appointment of independent Directors shall inter alia be on the basis of the performance evaluation report and approval of the shareholders by way of special resolution. Pursuant to the provisions of the Banking Regulation Act, none of the Directors other than the Chairman and the whole-time Directors may hold office continuously for a period exceeding eight years.

The Board of Directors comprises the following:

Name, Address, Occupation, Nationality, Term and DIN	Age (in years)	Designation
<p>Mr. Rakesh Makhija</p> <p><i>Address:</i> A 702, Empress Towers, Sopan Baug Road, Near Tara Baug, Camp, Pune – 411001</p> <p><i>Occupation:</i> Independent director</p> <p><i>Nationality:</i> Indian</p> <p><i>Term:</i> For a term of three years with effect from 18 July 2019.</p> <p><i>DIN:</i> 00117692</p>	68	Non – executive (part time) chairman and independent Director
<p>Mr. Amitabh Chaudhry</p> <p><i>Address:</i> 4301, 43rd Floor, Tower 3, Planet Godrej, KK Marg, Near Jacob Circle, Mahalaxmi, Mumbai – 400011</p> <p><i>Occupation:</i> Service</p> <p><i>Nationality:</i> Indian</p>	55	MD and CEO

Name, Address, Occupation, Nationality, Term and DIN	Age (in years)	Designation
<i>Term:</i> For a term of three years with effect from 1 January 2019		
<i>DIN:</i> 00531120		
Mr. Som Mittal	67	Independent non - executive Director
<i>Address:</i> D 330, Sector 47, Near Gautam Budh Nagar, Noida, Uttar Pradesh – 201303		
<i>Occupation:</i> Independent director		
<i>Nationality:</i> Indian		
<i>Term:</i> For a term not exceeding 21 October 2019 with effect from 1 April 2019		
<i>DIN:</i> 00074842		
Mr. Rohit Bhagat	55	Independent non - executive Director
<i>Address:</i> 925, Culebra Road, Hills Borough, California, CA - 94010.		
<i>Occupation:</i> Independent director		
<i>Nationality:</i> American		
<i>Term:</i> For a term not exceeding 15 January 2021 with effect from 1 April 2019		
<i>DIN:</i> 02968574		
Ms. Usha Sangwan	60	Non - executive Director (nominee of LIC)
<i>Address:</i> Flat No. 602, Fortune House, 15 th Road, Khar West, Mumbai - 400052		
<i>Occupation:</i> Retired		
<i>Nationality:</i> Indian		
<i>Term:</i> Liable to retire by rotation		
<i>DIN:</i> 02609263		
Mr. S. Vishvanathan	65	Independent non – executive Director
<i>Address:</i> 560, Mandakani Enclave, Alaknanda, New Delhi – 110019		
<i>Occupation:</i> Retired		
<i>Nationality:</i> Indian		
<i>Term:</i> For a term of five years with effect from 11 February 2015		
<i>DIN:</i> 02255828		
Ms. Ketaki Bhagwati	55	Independent non – executive Director
<i>Address:</i> 1177 22nd St NW Unit # 8E, Washington D.C. 20037-1260		

Name, Address, Occupation, Nationality, Term and DIN	Age (in years)	Designation
<p><i>Occupation:</i> Retired</p> <p><i>Nationality:</i> Indian</p> <p><i>Term:</i> For a term of five years with effect from 19 January 2016</p> <p><i>DIN:</i>07367868</p>		
<p>Mr. Baburao Busi</p> <p><i>Address:</i> 16/63, MHB Colony, Reclamation, Bandra West, Mumbai - 400050</p> <p><i>Occupation:</i> Retired</p> <p><i>Nationality:</i> Indian</p> <p><i>Term:</i> Liable to retire by rotation</p> <p><i>DIN:</i>00425793</p>	60	Non – executive Director (nominee of SUUTI)
<p>Mr. Stephen Pagliuca</p> <p><i>Address:</i> 29, Webster Road, Weston, Massachusetts, United States – 02493</p> <p><i>Occupation:</i> Service</p> <p><i>Nationality:</i> American</p> <p><i>Term:</i> For a term of four years with effect from 19 December 2017</p> <p><i>DIN:</i>07995547</p>	64	Non – executive Director (nominee of BC Asia Investments VII Limited, Integral Investments South Asia IV and BC Asia Investments III Limited)
<p>Mr. Girish S. Paranjpe</p> <p><i>Address:</i> Villa 141, Phase 1, Adarsh Palmmeadows, Ramagondanahalli, Whitefield, Bangalore – 560066</p> <p><i>Occupation:</i> Investor, Advisor and Independent Director</p> <p><i>Nationality:</i> Indian</p> <p><i>Term:</i> For a term of four years with effect from 2 November 2018</p> <p><i>DIN:</i>02172725</p>	61	Independent non – executive Director
<p>Mr. Rajiv Anand</p> <p><i>Address:</i> D 2203, Vivarea, Sane Guruji Marg, Saat Rasta, Near Jacob Circle, Mahalaxmi, Mumbai – 400 011</p> <p><i>Occupation:</i> Service</p> <p><i>Nationality:</i> Indian</p> <p><i>Term:</i> For a term of three years with effect from 4 August 2019</p>	53	Executive Director (wholesale banking)

Name, Address, Occupation, Nationality, Term and DIN	Age (in years)	Designation
<i>DIN:02541753</i>		
Mr. Rajesh Kumar Dahiya	52	Executive Director (corporate centre)
<i>Address: 20-A, 20th Floor, Vaibhav Apartments, 80 Bhulabhai Desai Road, Mumbai – 400026</i>		
<i>Occupation: Service</i>		
<i>Nationality: Indian</i>		
<i>Term: For a term of three years with effect from 4 August 2019</i>		
<i>DIN:07508488</i>		
Mr. Pralay Mondal	53	Executive Director (retail banking)
<i>Address: 3W, Third Floor, Laxmi Nivas Building, 16th Road, Khar West, Mumbai – 400052</i>		
<i>Occupation: Service</i>		
<i>Nationality: Indian</i>		
<i>Term: For a term of three years with effect from 1 August 2019</i>		
<i>DIN: 00117994</i>		

Brief profiles of our Directors

Board of Directors

Mr. Rakesh Makhija has a bachelor of technology degree in chemical engineering from the Indian Institute of Technology, New Delhi. He was the president of SKF Asia and the managing director of SKF India Limited from 2002 to 2009. Prior to joining SKF Asia, Mr. Makhija held a number of senior management positions with the erstwhile Tata Honeywell Limited, now known as Honeywell Automation (India) Limited and also served as the managing director of Honeywell International. As on date of this Preliminary Placement Document, he is a director on the boards of Tata Technologies Limited, A. TREDIS Limited and Tata Marcopolo Motors Limited.

Mr. Amitabh Chaudhry has a bachelor of engineering degree from Birla Institute of Technology and Science, Pilani and a post graduate diploma in management from the Indian Institute of Management, Ahmedabad. Mr. Chaudhry is the MD and CEO of the Bank. Mr. Chaudhry served as the managing director and chief executive officer of HDFC Standard Life Insurance Company Limited and Infosys BPO Limited. As on date of this Preliminary Placement Document, he is a director on the boards of Axis Capital Limited, Axis Finance Limited and Axis Asset Management Company Limited.

Mr. Som Mittal has a post graduate diploma in business administration from the Indian Institute of Management, Ahmedabad. He is the former chairman and president of NASSCOM and has also served as a member of the Prime Minister's Committee on national e-governance. Mr. Mittal is currently a member of the Steering Committee of FICCI. He has been honoured with a lifetime achievement award for his contribution in the field of information technology enabled services by IMC Chamber of Commerce and Industry. As on date of this Preliminary Placement Document, he is a director on the boards of ExIService Holdings Incorporation, Cyient Limited, Tata SIA Airlines Limited, Sheela Foam Limited and GMR Varalakshmi Foundation.

Mr. Rohit Bhagat has a bachelor's of technology degree in mechanical engineering from the Indian Institute of Technology, Delhi, a masters of science in engineering degree from the University of Texas at Austin and a master of management degree from the J. L. Kellogg Graduate School of Management at Northwestern University. He

previously served as chairman, Asia Pacific, for BlackRock, and also served on its global executive committee. Prior to BlackRock, he was the global chief operating officer of Barclays Global Investors and was also associated with the Boston Consulting group. As on date of this Preliminary Placement Document, he is a director on the boards of MukT Capital, Freecharge Payment Technologies Private Limited, AssetMark, Franklin Templeton ETF Trust and Flipkart Private Limited.

Ms. Usha Sangwan has a master of economics degree from Panjab University, a post graduate diploma in human resource management from Indira Gandhi National Open University. She has also successfully cleared the licentiate examination conducted by the Insurance Institute of India. She was the managing director of LIC. She has been featured in “India’s Top 100 Women in Finance 2019” by Association of International Wealth Management of India, and also “Most Powerful Women in Indian Business” by Business Today in 2016, 2017 and 2018. As on date of this Preliminary Placement Document, she is a director on the boards of BSE Limited and Grasim Industries Limited.

Mr. S. Vishvanathan has a master of science degree in physics from St Stephen's College, Delhi, a masters of business administration degree from Faculty of Management Studies, University of Delhi and is a certified associate of the Indian Institute of Bankers. He has experience in the banking sector and was associated with the State Bank of India. Mr. Vishvanathan retired as the managing director and group executive (associates and subsidiaries) of State Bank of India. Mr. Vishvanathan has also served as the managing director and chief executive officer of SBI Capital Markets Limited. As on date of this Preliminary Placement Document, he is a director on the boards of AVTEC Limited, Orient Paper & Industries Limited and Clearing Corporation of India Limited.

Ms. Ketaki Bhagwati has a bachelor of arts degree from the Wellesley College and a master of public administration degree from the Harvard University’s John F. Kennedy School of Government. She is a former chief investment officer in the Financial Institutions Group at the International Finance Corporation, the private sector financing arm of the World Bank Group. She is currently a member of the Wellesley College Business Leadership Council. As on date of this Preliminary Placement Document, she is a director on the boards of Omniactive Health Technologies Limited, Bayer CropScience Limited and Tikona Infinet Private Limited.

Mr. Baburao Busi has a bachelor of engineering degree from Jawaharlal Nehru Technological University, Andhra Pradesh and a post graduate diploma in management from the Indian Institute of Management, Ahmedabad. He has experience in the area of finance, capital markets and fund management, being previously associated with UTI Asset Management Company Limited and Larsen and Toubro Limited. As on date of this Preliminary Placement Document, he is a director on the boards of Stock Holding Corporation of India Limited, UTI Infrastructure Technology & Services Limited and Axis Securities Limited.

Mr. Stephen Pagliuca has a bachelor of arts degree with major in accounting and economics from Trinity College of Arts & Sciences at Duke University and a master of business administration degree from the Harvard Business School. Mr. Pagliuca is co-chair of Bain Capital. He also serves as the global head of Bain Capital Private Equity’s technology, media and telecommunications vertical and financial services vertical. As on date of this Preliminary Placement Document, he is a director on the boards of Gartner Incorporation, Toshiba Memory Holdings Corporation, Virgin Cruises Limited, Bain Capital LP and Bain Capital Private Equity LP.

Mr. Girish S. Paranjpe has a bachelor of commerce degree from the University of Bombay. He is also a member of the Institute of Chartered Accountants of India and a member of the Institute of Cost and Works Accountants of India. He has experience in the field of information technology and venture capital, and has previously been the joint chief executive officer of Wipro Limited, and has also served as a consultant with Advent International. As on date of this Preliminary Placement Document, he is a director on the boards of Edreams Edusoft Private Limited, Happiest Minds Technologies Private Limited, IBS Software Pte Limited, Dixcy Textiles Private Limited, CRISIL Limited, ASK Investment Managers Limited and CRISIL Irevna UK Limited.

Mr. Rajiv Anand is a qualified chartered accountant and holds a bachelor’s degree in commerce from St. Joseph’s College of Commerce. Currently, he is executive director (wholesale banking) of the Bank. He has been with Axis group for over 10 years having joined Axis Asset Management Company Limited, where he held the position of managing director and chief executive officer. As on date of this Preliminary Placement Document, he is a director on the boards of National Payments Corporation of India, Axis Bank UK Limited, A.TREDS Limited, Axis Capital Limited and SWIFT India Domestic Services Private Limited.

Mr. Rajesh Kumar Dahiya has a bachelor of engineering degree from Bangalore University and a master of personnel management and industrial relations degree from Punjab University. In his current role as the executive

director (corporate centre) of the Bank, he supervises functions under corporate centre, including internal audit, human resources, compliance, company secretary, corporate social responsibility and law. Before joining the Bank in June 2010, he was associated with Tata Group where he served as the vice president (water integration) at Tata Tea Limited. As on date of this Preliminary Placement Document, he is director on the boards of Axis Private Equity Limited and Axis Trustees Services Limited.

Mr. Pralay Mondal has a bachelor of technology degree in electrical engineering from the Indian Institute of Technology, Kharagpur and a post graduate diploma in management from the Indian Institute of Management, Calcutta. Prior to joining the Bank, Mr. Mondal was associated with Yes Bank Limited, where he was the senior group president and head of retail and business banking and with HDFC Bank Limited, where he was the country head – retail assets and credit cards. As on date of this Preliminary Placement Document, he is a director on the boards of Axis Finance Limited and Axis Securities Limited.

Relationship with other Directors

None of the Directors of the Bank are related to each other.

Borrowing Powers of the Board

The Board of Directors is authorised to borrow money upon such terms and conditions as the Board may think fit and may exceed the aggregate of our paid up capital and free reserves, provided that the aggregate amount of its borrowings shall not exceed ₹ 2,000,000 million over and above the aggregate of paid-up capital, free reserves and securities premium of the Bank, as approved by the members of the Bank at the 24th Annual General Meeting of the Bank held on 20 June 2018. Our borrowing limits may be changed from time to time, subject to approval of the Board and Shareholders.

Interests of our Directors

All our Directors may be deemed to be interested to the extent of their shareholding, remuneration, reimbursement of expenses and other benefits to which they are entitled as per their terms of appointment. Our Directors may also be deemed to be interested to the extent of any dividend payable to them and other distributions in respect of the said Equity Shares and any other benefit arising out of such holding and transactions with the companies with which they are associated as directors or members. Our non-executive Directors may also be deemed to be interested to the extent of sitting fees and commission payable to them for attending meetings of the Board or a committee thereof as well as to the extent of reimbursement of expenses payable to them.

Further, our Directors may also be regarded as interested in the Equity Shares held by or that may be subscribed by and allotted to the companies, firms and trust, in which they are interested as directors, members, partners or trustees. For details of the Equity Shares held by our Directors, see “– *Shareholding of Directors*” below.

Our Directors may also be deemed to be interested in the contracts, agreements/ arrangements entered into or to be entered into by Bank with any company in which they hold directorships or any partnership firm in which they are partners.

For further details on the related party transactions mentioned above, see “*Related Party Transactions*” on page 61.

Other than as disclosed in this Preliminary Placement Document, there are no outstanding transactions other than in the ordinary course of business undertaken by our Bank, in which the Directors are interested. Further, except as stated below, the Bank has neither availed of any loans from, nor extended any loans to the Directors which are currently outstanding:

Name of Director	Nature of loan	Principal outstanding amount as on 31 August 2019
Mr. Rajesh Dahiya	Staff vehicle loan	₹ 2,06,220
	Staff housing loan	₹ 2,67,10,090
Mr. Rajiv Anand	Staff home loan	₹ 2,51,42,334

Shareholding of Directors

Other than as set forth below, our Directors do not hold any Equity Shares as on 13 September 2019:

Name	Number of Equity Shares	Percentage (%) of the pre-Issue issued and paid-up share capital as on 13 September 2019
Mr. Rajiv Anand	3,76,069	0.0144

Terms of appointment of executive Directors

Amitabh Chaudhry

Mr. Amitabh Chaudhry was appointed as the MD and CEO of the Bank, for a period of three years, with effect from 1 January 2019 up to 31 December 2021. He was granted 6,30,000 stock options, under the Employee Stock Option Scheme of the Bank, since 1 January 2019 being the date of his appointment as the MD and CEO of the Bank. The said grant has been approved by the RBI. For details of remuneration paid to him, in terms of the approvals granted by the RBI and the Shareholders, for the period 1 January 2019 up to 31 March 2019, see “– *Remuneration of the Directors*” on page 215.

Rajiv Anand

Mr. Rajiv Anand was appointed as the executive Director (retail banking) of the Bank, for a period of three years, with effect from 4 August 2016. Further, the Board at its meeting held on 8 December 2018, approved the change in his responsibilities and accordingly, re-designated him as the executive Director (wholesale banking) of the Bank, with effect from 21 December 2018 up to 3 August 2019. He was reappointed as the executive director (wholesale banking) of the Bank for a period of three years with effect from 4 August 2019 up to 3 August 2022. He was granted 24,70,000 stock options, in various tranches under the various Employee Stock Option Schemes of the Bank, since 30 March 2009 being the date of his appointment as the managing director and chief executive officer of Axis Asset Management Company Limited, subsidiary of the Bank. Out of the above, 18,54,000 stock options have been vested, 10,00,000 stock options have been exercised and the balance 8,54,000 stock options remain unexercised, as on 31 August 2019. Further, 6,16,000 stock options remain unvested, as on 31 August 2019. For details of remuneration paid to him, in terms of the approvals granted by the RBI and the Shareholders, for the Financial Year 2018-19, see “– *Remuneration of the Directors*” on page 215.

Rajesh Kumar Dahiya

Mr. Rajesh Kumar Dahiya was appointed as the executive Director (corporate centre) of the Bank, for a period of three years, with effect from 4 August 2016. He was reappointed as the executive Director (corporate centre) of the Bank for a period of three years with effect from 4 August 2019 up to 3 August 2022. He was granted 15,87,500 stock options, in various tranches under the various employee stock option schemes of the Bank, since 1 June 2010 being the date of his appointment as the president (human resources) of the Bank. Out of the above, 10,86,500 stock options have been vested, 5,50,000 stock options have been exercised and the balance 5,36,500 stock options remain unexercised, as on 31 August 2019. Further, 5,01,000 stock options remain unvested, as on 31 August 2019. For details of remuneration paid to him, in terms of the approvals granted by the RBI and the Shareholders, for the Financial Year 2018-19, see “– *Remuneration of the Directors*” on page 215.

Pralay Mondal

Mr. Pralay Mondal was appointed as the executive Director (retail banking), for a period of three years, with effect from 1 August 2019 up to 31 July 2022. He was granted 3,50,000 stock options, under the employee stock option scheme of the Bank, since 1 April 2019 being the date of his appointment as the group executive (retail banking) of the Bank. For details of remuneration paid to him, in terms of the approvals granted by the RBI and the Shareholders, for the Financial Year 2018-19, see “– *Remuneration of the Directors*” on page 215.

Remuneration of the Directors

A. Whole-time Directors

The details of remuneration paid to the whole-time Directors of the Bank during the current Financial Year, in terms of the approvals granted by the RBI and the Shareholders, for the current Financial Year, are as under:

(in ₹)			
Mr. Amitabh	Mr. Rajiv Anand	Mr. Rajesh	Mr. Pralay

	Chaudhry		Kumar Dahiya		Mondal	
	1.4.2019 to 31.08.2019	1.4.2019 to 31.08.2019	1.4.2019 to 31.08.2019	1.4.2019 to 31.08.2019	1.8.2019 to 31.08.2019	1.8.2019 to 31.08.2019
Salary (basic)	1,50,00,000	77,47,480	68,91,605	14,18,678		
Leave fare concession facility	4,16,665	2,29,165	2,29,165	45,833		
House rent allowance	41,66,665	25,56,670	22,74,230	4,68,164		
Variable pay (for 2018-19)	-	87,69,488	77,93,800	-		
Superannuation allowance / fund	15,00,000	7,74,750	6,89,159	1,41,868		
Perquisites (excluding ESOP)	1,98,000	61,53,505	63,64,648	26,400		
Provident fund (Bank contribution)	12 % of basic pay	12 % of basic pay	12 % of basic pay	12 % of basic pay		
Gratuity	One month's salary for each completed year of service	One month's salary for each completed year of service	One month's salary for each completed year of service	One month's salary for each completed year of service		
Leave encashment	10,00,000	26,09,967	24,41,666	-		

The details of remuneration paid to the whole-time Directors of the Bank during the Financial Year 2018-19, in terms of the approvals granted by the RBI and the Shareholders, are as under:

(in ₹)

	Ms. Shikha Sharma*	Mr. Amitabh Chaudhry	Mr. V. Srinivasan*	Mr. Rajiv Anand	Mr. Rajesh Kumar Dahiya
	1.4.2018 to 31.12.2018	1.1.2019 to 31.3.2019	1.4.2018 to 20.12.2018	1.4.2018 to 31.3.2019	1.4.2018 to 31.3.2019
Salary (basic)	2,20,89,753	90,00,000	1,58,56,935	1,62,99,732	1,44,85,676
Leave fare concession facility	-	2,49,999	4,35,863	5,49,996	5,49,996
House rent allowance	73,68,003	24,99,999	39,62,874	53,78,910	22,22,310
Deferred variable pay (for 2014-15)	25,68,098	-	-	-	-
Variable pay (for 2016-17)	90,97,000	-	46,66,569	50,89,279	37,39,240
Superannuation allowance / fund	22,08,978	9,00,000	15,85,694	16,29,974	14,48,564
Perquisites (excluding ESOP)	3,75,574	37,841	17,43,728	27,96,605	42,99,048
Provident fund (Bank contribution)	12 % of basic pay	12 % of basic pay	12 % of basic pay	12 % of basic pay	12 % of basic pay
Gratuity	2,45,44,170	One month's salary for each completed year of service	1,67,67,000	One month's salary for each completed year of service	One month's salary for each completed year of service
Leave encashment	47,45,206	-	49,05,750	1,70,871	11,38,673

*Ms. Shikha Sharma and Mr. V. Srinivasan ceased to be Directors of the Bank on expiry of their tenures on 31 December 2018 and 20 December 2018 respectively.

The details of remuneration paid to the whole-time Directors of the Bank during the Financial Year 2017-18, in terms of the approvals granted by the RBI and the Shareholders, are as under:

(in ₹)

	Ms. Shikha Sharma	Mr. V. Srinivasan	Mr. Rajiv Anand	Mr. Rajesh Kumar Dahiya
	1.4.2017 to 31.3.2018	1.4.2017 to 31.3.2018	1.4.2017 to 31.3.2018	1.4.2017 to 31.3.2018
Salary (basic)	2,90,97,336	2,06,14,000	1,51,94,698	1,33,57,954
Leave fare concession facility	14,76,000	6,05,004	5,49,996	5,49,996
House rent allowance	97,05,336	51,52,000	50,14,248	-
Deferred variable pay (for 2013-14 and 2014-15)	44,09,897	11,62,855	-	-
Superannuation allowance / fund	10% of basic pay (fund contribution)	20,61,400	15,19,467	13,35,793
Perquisites (excluding ESOP)	32,08,204	10,83,946	20,86,639	21,91,364
Provident Fund (Bank contribution)	12 % of basic pay	12 % of basic pay	12 % of basic pay	12 % of basic pay
Gratuity	One month's salary for each completed year of service	One month's salary for each completed year of service	One month's salary for each completed year of service	One month's salary for each completed year of service

The details of remuneration paid to the whole-time Directors of the Bank during the Financial Year 2016-17, in terms of the approvals granted by the RBI and the Shareholders, are as under:

(in ₹)

	Ms. Shikha Sharma	Mr. V. Srinivasan	Mr. Rajiv Anand	Mr. Rajesh Kumar Dahiya
	1.4.2016 to 31.03.2017	1.4.2016 to 31.03.2017	4.8.2016 to 31.03.2017	4.8.2016 to 31.03.2017
Salary (basic)	2,70,37,866	1,90,79,140	94,02,420	77,89,514
Leave fare concession facility	14,61,000	5,95,836	3,62,229	3,62,229
House rent allowance	90,19,330	47,68,334	31,02,799	-
Variable pay	1,35,06,896	58,29,424	-	-
Superannuation allowance / fund	-	19,07,914	9,40,239	7,78,950
Medical/ utility/ furnishing/ reimbursement/ allowance	3,64,971	3,89,436	6,43,120	1,57,089
Perquisites (excluding ESOP)	27,62,023	51,600	5,05,874	14,55,482
Superannuation/ allowance	10 % of basic pay (provision made)	Cash out	Cash out	Cash out
Provident Fund (Bank contribution)	12 % of basic pay with equal contribution by the Bank	12 % of basic pay with equal contribution by the Bank	12 % of basic pay with equal contribution by the Bank	12 % of basic pay with equal contribution by the Bank
Gratuity	One month's salary for each completed year of service	One month's salary for each completed year of service	One month's salary for each completed year of service	One month's salary for each completed year of service

Perquisites (evaluated as per Income Tax Rules, 1962, wherever applicable, or otherwise at actual cost to the Bank) such as benefit of the Bank's furnished accommodation, electricity, water and furnishings, club fees, personal accident insurance, loans, use of car and telephone at residence, medical reimbursement, travelling and halting allowances, newspapers and periodicals and others were provided in accordance with the Rules of the Bank.

In view of the financial performance of the Bank for Fiscal 2018, the Nomination and Remuneration Committee did not recommend payment of variable pay to the whole-time Directors of the Bank for the said financial year. The Bank is yet to receive the approval from RBI for payment of variable pay and grant of stock options to the MD and CEO for Fiscal 2019.

The Bank as a Policy, does not pay any severance fees to its MD and CEO or to its executive Directors. The tenure of the office of the MD and CEO and the executive Directors of the Bank is for a period of 3 (three) years from date of their respective appointment/re-appointment, as approved by the RBI and the shareholders of the Bank and the same can be terminated by either party by giving three months' notice in writing.

B. Non-executive Directors and independent Directors

All the non-executive Directors of the Bank were paid sitting fees of ₹ 100,000 for every meeting of the Board and ₹ 50,000 for every meeting of the Committees of the Board attended by them. The details of the sitting fees paid to the non-executive Directors of the Bank during the current financial year and the last three financial years are as under:

(in ₹)

Name	1 April 2019 to 31 August 2019	Fiscal 2019	Fiscal 2018	Fiscal 2017
Dr. Sanjiv Misra (Ceased to be a Director of the Bank on expiry of his tenure on 17 July 2019)	3,50,000	1,450,000	12,00,000	9,00,000
Mr. Prasad Menon (Ceased to be a Director of the Bank on expiry of his tenure on 8 October 2018)	-	1,500,000	24,00,000	18,50,000
Prof. Samir Barua (Ceased to be a Director of the Bank on expiry of his tenure on 21 July 2019)	650,000	2,800,000	22,50,000	22,00,000
Mr. Som Mittal	750,000	2,450,000	16,00,000	14,50,000
Mr. Rohit Bhagat	650,000	1,950,000	18,00,000	11,50,000
Ms. Usha Sangwan*	500,000	750,000	6,00,000	5,50,000
Mr. S. Vishvanathan	11,00,000	3,100,000	22,50,000	20,00,000
Mr. Rakesh Makhija	9,00,000	3,350,000	25,00,000	18,00,000
Ms. Ketaki Bhagwati	10,50,000	2,250,000	20,00,000	15,50,000

Name	1 April 2019 to 31 August 2019	Fiscal 2019	Fiscal 2018	Fiscal 2017
Mr. Baburao Busi*	11,50,000	2,800,000	19,50,000	11,00,000
Mr. Stephen Pagliuca (Appointed as an non-executive (nominee) Director with effect from 19 December 2017)	6,00,000	1,350,000	2,00,000	-
Mr. Girish S. Paranjpe (Appointed as an independent Director with effect from 2 November 2018)	8,50,000	800,000	-	-
Mr. V. R. Kaundinya (Ceased to be a Director of the Bank on expiry of his tenure on 11 October 2017)	-	-	7,50,000	18,50,000
Total	85,50,000	24,550,000	1,95,00,000	1,64,00,000

*Sitting fees paid up to 30 September 2018 to Ms. Usha Sangwan (nominee Director – LIC) and up to 2 January 2019 to Mr. Baburao Busi (nominee Director – SUUTI) for attending the meetings of the Board/Committees have been credited to the designated bank account of LIC and SUUTI, respectively. Further, the sitting fees paid after the said date have been credited to the designated Bank account of Ms. Usha Sangwan and Mr. Baburao Busi, respectively

Corporate Governance

The Bank's corporate governance policies recognise the accountability of the Board and the importance of transparency to all its constituents, including employees, customers, investors and the regulatory authorities and of demonstrating that the shareholders are the ultimate beneficiaries of the Bank's economic activities. The Bank's corporate governance philosophy encompasses not only regulatory and legal requirements but also other practices aimed at a high level of business ethics, effective supervision and enhancement of value for all shareholders. The Board's role, functions, responsibility and accountability are clearly defined. In addition to its primary role of monitoring corporate performance, the Board also carries out functions such as taking care of all statutory agendas, approving a business plan, reviewing and approving annual budgets and borrowing limits, fixing exposure limits and ensuring that the Bank's shareholders are kept informed about the Bank's plans, strategies and performance. To enable the Board of Directors to discharge these responsibilities effectively, management provides detailed reports on the Bank's performance to the Board on a quarterly basis.

Committees of the Board of Directors

The Bank has constituted the following committees in terms of the SEBI Listing Regulations, and the Companies Act each of which functions in accordance with the relevant provisions of the Companies Act, Banking Regulation Act, SEBI Listing Regulations and guidelines issued by RBI, as applicable:

Audit Committee

The Audit Committee consists of four Directors: Mr. Girish S. Paranjpe, Mr. S. Vishvanathan, Mr. Rakesh Makhija and Mr. Baburao Busi. The Committee is chaired by Mr. Girish S. Paranjpe. The function of the Audit Committee is to provide direction and to oversee the operation of the audit function, review the internal audit system with special emphasis on its quality and effectiveness and status of compliance with respect to risk assessment report, risk mitigation plan, scrutiny reports issued by RBI, to review the concurrent audit system of the Bank (including the appointment of concurrent auditors), approve the appointment, re-appointment, remuneration and terms of appointment of statutory auditors and payments to statutory auditors for any other services rendered by them, to oversee the Bank's financial reporting process and the disclosure of its financial information to ensure that the financial statement is correct, sufficient and credible, to review, with the management, quarterly as well as the annual financial statements and auditor's report thereon before submission to the Board for approval with special emphasis on accounting policies and practices, compliance with accounting standards, disclosure of related party transactions and other legal requirements relating to financial statements, oversee the implementation of Compliance Policy and review the compliance function on half-yearly and annual basis ensuring that all compliance issues are resolved effectively, to review functioning of the Whistle Blower and Vigilance mechanism, approve any subsequent modification of transactions of the Bank that shall involve related parties, to review all matters as specified by RBI in the circular on Calendar of Reviews as per RBI Circular dated 10 November 2010 and notifications thereto, SEBI Listing Regulations and Companies Act and rules made thereunder.

Acquisitions, Divestments and Mergers Committee

The Acquisitions, Divestments and Mergers Committee consists of four Directors: Mr. Rohit Bhagat, Mr. Amitabh Chaudhry, Mr. Rakesh Makhija and Ms. Ketaki Bhagwati. The Committee is chaired by Mr. Rohit Bhagat. The

function of the committee is to consider such ideas/ proposals and give its in-principle approval and recommend the same for the approval of the Board of Directors (the Board) of the Bank for its final decision, acquisition of business: Business takeover/acquisition as distinct from portfolio or asset purchase (If the purchase of a portfolio is accompanied by other integral elements of the business such as manpower, technology or a distribution franchise, a reference should be made to the Committee), strategic investments: Acquisition of greater than 25% stake in a company or acquisition of stake in a company where the proportion is 25% or lower but where the Bank intends to have management participation. (These exclude cases where the stake is acquired under a loan-restructuring/CDR arrangement or where shares are pledged to the Bank against credit facilities), strategic divestments: Sale of an existing business of the Bank (as distinct from the sale of assets in the normal course of business, sale to ARCs and fixed assets) or sale of stake (including minority stake) in strategic investments/ subsidiary companies of the Bank.

Corporate Social Responsibility Committee

The Committee of Corporate Social Responsibility consists of four Directors: Mr. Som Mittal, Mr. Rakesh Makhija, Mr. Rajesh Kumar Dahiya and Mr. Rajiv Anand. The Committee is chaired by Mr. Som Mittal. The Committee formulates and recommend to the Board, the Corporate Social Responsibility (CSR) strategy of the Bank including the CSR Policy in alignment to the Bank's social, environmental and economic activities, review and approve the CSR activities to be undertaken by the Bank either directly or through Axis Bank Foundation during the year of implementation, recommend the amount of expenditure to be incurred on the CSR activities and undertaking a review, monitoring and evaluation of the initiatives to ensure compliance against agreed targets, instituting a transparent monitoring mechanism to ensure implementation of the CSR projects/programs/activities and conducting impact assessment of the various initiatives at periodic intervals, reviewing and recommending the annual CSR report for the Board's approval and for public disclosure and performing such other duties with respect to CSR activities, as may be required to be done by the Bank under any law, statute, rules, regulations etc. enacted by Government of India, RBI or by any other regulatory or statutory body.

Committee of Directors

The Committee of Directors consists of five Directors: Mr. S. Vishvanathan, Mr. Amitabh Chaudhry, Ms. Ketaki Bhagwati, Mr. Baburao Busi and Mr. Rajiv Anand. The Committee is chaired by Mr. S. Vishvanathan. The functions of the Committee is to review loans sanctioned by Senior Management Committee (SMC), provide approvals for loans as per the limits stipulated in the Corporate Credit Policy, of the Bank, as amended, from time to time, and to discuss strategic issues in relation to credit policy and deliberate on the quality of the credit portfolio of the Bank, to monitor the exposures (both credit and investments) of the Bank and to consider and approve one time compromise settlement proposals, in respect of loan accounts which have been written off, to sanction revenue expenditures relating to the Bank's business/operations covering all its departments and business segments, above certain stipulated limits, to approve expansion of the location of the Bank's Network of offices, branches, extension counters, Automated Teller Machines, Automated Fare Collection Equipment and Currency chests locally as well as internationally and review the Annual Branch Expansion Plan and Annual Report of the Branches, to review investment strategy, periodically review investments made and approve investment related proposals above certain limits, to review and approve proposals relating to the Bank's business/operations covering all its departments and business segments.

Customer Service Committee

The Customer Service Committee consists of six Directors: Mr. Som Mittal, Mr. Amitabh Chaudhry, Mr. Baburao Busi, Ms. Usha Sangwan, Mr. Girish S. Paranjpe and Mr. Pralay Mondal. The Committee is chaired by Mr. Som Mittal. The functions of the Customer Service Committee include oversee functioning of the various customer sub committees at the Bank, review complaints and quality of service provided by Bank and its subsidiaries to ensure a robust grievance redressal mechanism, approve policy documents and review effective implementation of RBI directives, to review progress on other regulatory matters and review the initiatives taken by bank to enhance customer experience.

Committee of whole-time Directors

The Committee of whole-time Directors presently consists of four Directors: Mr. Amitabh Chaudhry, Mr. Rajiv Anand, Mr. Rajesh Kumar Dahiya and Mr. Pralay Mondal. The Committee is chaired by Mr. Amitabh Chaudhry. The functions of the Committee include issuance of Power of Attorney to various officials of the Bank, approve the allotment of equity shares pursuant to exercise of stock option by eligible employees/ directors of the Bank and that of its subsidiary companies, in terms of the relevant employee stock option scheme(s) of the Bank,

approve the allotment of debt securities issued by the Bank, including, but not limited to long term bonds, green bonds, non-convertible debentures, perpetual debt instruments, tier II capital bonds or such other debt securities/securities as may be issued by the Bank, to discuss matters inter alia relating to the operations, strategies, business opportunities relating to the Bank and/or that of its subsidiaries, annual branch expansion plan approved by the Board: substitution of branch centres/ new specialised and CPC/ service branches/ rural unbanked centre and any other matter as may be authorised by the Board of Directors/ Committees of the Board or required to be done pursuant to any laws, rules, regulations or any internal policies of the Bank.

Nomination and Remuneration Committee

The Nomination and Remuneration Committee consists of four Directors: Mr Rohit Bhagat, Mr. Som Mittal, Mr. Rakesh Makhija and Mr. Stephen Pagliuca. The Committee is chaired by Mr. Rohit Bhagat. To evaluate the succession planning process adopted by the Bank and recommend the appointment / re-appointment of individual and independent Directors, whole-time Directors and senior management along with the terms of appointment including remuneration, to set the goals, objectives and performance benchmarks for the Bank, whole-time Directors and senior management and review the performance as per the timelines, to review and recommend to the Board the overall remuneration framework and the compensation decisions for the financial year and review the organization structure of the Bank and recommend to the Board the talent management, succession policy and process, creation of new positions one level below the MD and CEO of the Bank, consider and approve the Stock based compensation for all the employees of the Bank including the MD and CEO, other Whole-time Directors, senior management and other eligible employees of the Bank, in terms of SEBI (Share Based Employee Benefits) Regulations, 2015, as amended, from time to time.

Risk Management Committee

The Risk Management Committee consists of five Directors: Ms. Ketaki Bhagwati, Mr. Amitabh Chaudhry, Mr. Rohit Bhagat, Ms. Usha Sangwan and Mr. Rajiv Anand. The Committee is chaired by Ms. Ketaki Bhagwati. The objective of the Risk Management Committee is framing and governing of the risk strategy and approving and reviewing the risk appetite of the Bank, ensuring that sound policies, procedures and practices are in place to manage its risks, establishing a framework to set and monitor limits across risk categories such as credit risk, market risk, operational risk etc. in order to ensure that the risk profile is adequately diversified and ensuring compliance with requirements/guidance on risk management issued by RBI and other regulators.

Review Committee

The Review Committee presently consists of three Directors: Mr. Amitabh Chaudhry, Ms. Ketaki Bhagwati and Mr. S. Vishvanathan. The Committee is chaired by Mr. Amitabh Chaudhry. The functions of the Committee are to review and confirm the Order(s) passed by the said Internal Committee identifying a borrower as a Wilful Defaulter, in terms of Para 3 (c) of the of RBI Master Circular No. RBI/2015-16/100 DBR.No.CID.BC.22/20.16.003/2015-16, to review and confirm the Order(s) passed by the said Internal Committee identifying a borrower as a Non-cooperative borrower, in terms of Para 2 (d) of RBI Circular No. RBI/2014-15/362 DBR.No.CID.BC.54/20.16.064/2014-15 dated 22 December 2014, to review the information relating to the non-cooperative borrowers to be submitted to Central Repository of Information on Large Credits (CRILC) and to put in place a system for proper and timely classification of borrowers as wilful defaulters or/as non-cooperative borrowers. The said accounts of such borrowers shall be reviewed at-least on a half-yearly basis, and a report thereon shall be placed before the Board for its review and noting.

Stakeholders Relationship Committee

The Stakeholders Relationship Committee consists of three Directors: Mr. Baburao Busi, Mr. Rajesh Kumar Dahiya and Mr. S. Vishvanathan. The Committee is chaired by Mr. Baburao Busi. The primary objective of the Stakeholders Relationship Committee is to resolve the grievances of the security holders of the Bank including complaints related to transfer/transmission of shares, non-receipt of annual report, non-receipt of declared dividends, issue of new/duplicate certificates, general meetings etc; review of measures taken for effective exercise of voting rights by shareholders, review of adherence to the service standards adopted by the listed entity in respect of various services being rendered by the Registrar and Share Transfer Agent, review of the various measures and initiatives taken by the listed entity for reducing the quantum of unclaimed dividends and ensuring timely receipt of dividend warrants/annual reports/ statutory notices by the shareholders of the company and review such other matters, as the Committee may deem appropriate, from time to time.

Special Committee of the Board of Directors for Monitoring of Large Value Frauds

The Special Committee of the Board of Directors for Monitoring of Large Value Frauds consists of five Directors: Mr. Baburao Busi, Mr. Amitabh Chaudhry, Mr. Rakesh Makhija, Mr. Rajesh Kumar Dahiya and Ms. Usha Sangwan. The Committee is chaired by Mr. Baburao Busi. The Special Committee of the Board of Directors for Monitoring of Large Value Frauds was constituted in response to an RBI circular relating to fraudulent activity involving ₹ 10 million and above. The major functions of the Special Committee are to oversee investigation of large value frauds involving amount of ₹ 10 million and above in each case, actions taken by the Bank against the perpetrators of such frauds and suggesting / reviewing corrective steps to plug systemic loopholes, if any, monitor the progress in all the large value frauds and implementation of the suggestions made by the Committee, review the accounts identified as ‘Red-Flagged’ (RFA) with an exposure amounting to ₹ 500 million and above from the Bank, Cyber frauds and functioning of Fraud Review Council, the Bank’s Policy relating to Management and Reporting of Frauds is approved by the Committee, the functioning of the Committee is reviewed by the Board of Directors on a half-yearly basis.

IT Strategy Committee

The IT Strategy Committee consists of four Directors: Mr. Som Mittal, Mr. Amitabh Chaudhry, Mr. Girish S. Paranjpe and Mr. Pralay Mondal. The Committee is chaired by Mr. Som Mittal. The function of the Committee is to approve IT Strategy and policies and ensuring that IT strategy is aligned with business strategy, ensure that IT architecture, investment, organisational structure, resources and performance measurement parameters are geared to deliver business value and contribute to the Bank’s growth and assess and review the strategy for addressing IT and cyber security risks

Senior Management

In addition to Mr. Amitabh Chaudhary, Mr. Rajesh Kumar Dahiya, Mr. Rajiv Anand and Mr. Pralay Mondal, who currently hold directorships at the Bank, whose details are provided in “***Brief Profiles of our Directors***” on page 212, the following are brief biographies of the Bank’s Key Managerial Personnel and senior management personnel:

Key Management Personnel

Mr. Jairam Sridharan is the chief financial officer of the Bank. He has a bachelor of technology degree in chemical engineering from the Indian Institute of Technology Delhi and a postgraduate diploma in management from the Indian Institute of Management, Calcutta. Mr. Sridharan had joined the bank in 2010 and in his previous role in the Bank, he was president – retail lending and payments. Prior to joining the Bank, Mr. Sridharan was associated with ICICI Bank Limited and Capital One Financial Corporation.

Mr. Girish V. Koliyote is a senior vice president and the Company Secretary of the Bank. He has a bachelor of commerce degree from the University of Bombay and a qualified company secretary from Institute of Company Secretaries of India. He has also successfully completed a certificate course on executive general management program, from IIM Lucknow. Prior to joining the Bank in 2015, he has worked as the company secretary of Fiat Limited and HDFC Limited.

Senior Management Personnel

Mr. Deepak Maheshwari is a group executive and the chief credit officer of the Bank and is responsible for credit, underwriting, policy & monitoring of the Bank. Prior to joining the Bank, Mr. Maheshwari was an independent director on the board of Federal Bank Limited. He is a graduate in commerce and a certified associate of Indian Institute of Bankers. Prior to joining the Bank, Mr. Maheshwari had served in HDFC Bank Limited where he was the group head (corporate credit risk).

Mr. Ganesh Sankaran is a group executive with the wholesale banking coverage group. He has a bachelor of engineering degree in electronic engineering from the University of Bombay. He supervises all functions under strategic coverage group, corporate client coverage group, mid - corporate group, financial institution group, government business group, multi-national corporation and commercial banking department of the Bank. Prior to his association with the Bank, he was an executive director on the board of the Federal Bank Limited and a director on the board of Fedbank Financial Services Limited.

Shareholding of Key Managerial Personnel

In addition to the shareholding of Mr. Rajiv Anand as disclosed under “- *Shareholding of Directors*” on page 215 and except as disclosed below, no senior management personnel holds any Equity Shares, as on 13 September 2019:

Name	Number of Equity Shares	Percentage (%) of the pre-Issue issued and paid-up share capital as on 13 September 2019
Mr. Jairam Sridharan	1,64,241	0.0063

Interest of Senior Management

Except as stated in “- *Interest of Directors*” above and in “*Financial Information*” on pages 214 and 307, and to the extent of their shareholding, if any, and remuneration or benefits to which they are entitled as per the terms of their appointment and reimbursement of expenses incurred by them in the ordinary course of business and stock options that have been granted to them under the employee stock option schemes of the Bank and may be granted to them, our Key Managerial Personnel and Senior Management do not have any other interest in the Bank.

Other confirmations

Except as otherwise stated above in “*Interests of our Directors*” and “*Interest of Senior Management*”, none of our Directors or senior management members have any financial or other material interest in the Issue and there is no effect of such interest in so far as it is different from the interests of other persons.

None of the Promoters and Directors have been identified as wilful defaulters, as defined under the SEBI ICDR Regulations, in the last ten years and none of them have been declared as fugitive economic offenders under Section 12 of the Fugitive Economic Offenders Act, 2018.

None of the Bank’s Directors or Promoters have been debarred from accessing capital markets under any order or direction made by SEBI.

Policy on disclosures and internal procedure for prevention of insider trading

The Insider Trading Regulations are applicable to the Bank and its employees and require the Bank to implement a code of internal procedures and conduct for the prevention of insider trading. The Bank has implemented a code of conduct for prevention of insider trading and procedure for fair disclosure of unpublished price sensitive information in accordance with the Insider Trading Regulations.

Related Party Transactions

For details in relation to the related party transactions entered into by the Bank during the last three Fiscals immediately preceding the date of this Preliminary Placement Document, see “*Related Party Transactions*” on page 61.

SHAREHOLDING PATTERN OF THE BANK

The shareholding pattern of the Bank, as on 30 June 2019 is set forth below.

Category of shareholder	No. of shareholders	No. of fully paid up equity shares held	No. of shares underlying Depository Receipts	Total no. of shares held	Shareholding as a % of total no. of shares As a % of (A+B+C2)	No. of Voting Rights held in each class of securities	Total as a % of A+B+C	No. of Locked in shares No.	As a % of total Shares held	No. of equity shares held in dematerialized form
(A) Promoter & Promoter Group	7	46,20,31,910	0	46,20,31,910	18.10	46,20,31,910	17.64	22857142	4.95	46,20,31,910
(B) Public	3,51,536	2,09,02,56,245	6,10,371	2,09,08,66,616	81.90	2,09,08,66,616	79.82	48579440	2.32	2,08,56,60,281
(C) Non Promoter – Non Public	1	6,66,20,985	0	6,66,20,985	0.00	6,66,20,985	2.54	0	0.00	6,66,20,985
(C1) Shares underlying DRs	1	6,66,20,985	0	6,66,20,985	0.00	6,66,20,985	2.54	0	0.00	6,66,20,985
(C2) Shares held by Employee Trust	0	0	0	0	0.00	0	0.00	0	0.00	0
Grand Total	3,51,544	2,61,89,09,140	6,10,371	2,61,95,19,511	100.00	2,61,95,19,511	100.00	7,14,36,582	2.73	2,61,43,13,176

Note: C=C1+C2

Grand Total = A+B+C

Statement showing shareholding pattern of the Public shareholder

Category & Name of the Shareholders	No. of Shareholder	No. of fully paid up equity shares held	No. of Shares underlying depository receipts	Total no. shares held	Shareholding % calculated as per SCRR, 1957 As a % of (A+B+C2)	No. of Voting Rights held in each class of Securities	Total as a % of Total Voting right	No. of Locked in shares		No. of equity shares held in dematerialized form (Not Applicable)
								No.	As a % of total Shares held(b)	
B1) Institutions										
Mutual Funds/	40	40,36,09,177	0	40,36,09,177	15.81	40,36,09,177	15.41	0	0.00	40,36,09,177
ICICI PRUDENTIAL SENSEX ETF	1	4,48,43,331	0	4,48,43,331	1.76	4,48,43,331	1.71	0	0.00	4,48,43,331
HDFC TRUSTEE CO LTD A/C HDFC RETIREMENT SAVINGS FUND- EQUITY PLAN	1	4,58,72,560	0	4,58,72,560	1.80	4,58,72,560	1.75	0	0.00	4,58,72,560
KOTAK SENSEX ETF	1	3,58,80,529	0	3,58,80,529	1.41	3,58,80,529	1.37	0	0.00	3,58,80,529
RELIANCE CAPITAL TRUSTEE CO LTD- A/C RELIANCE CAPITAL BUILDER FUND 4 SR A	1	4,66,14,178	0	4,66,14,178	1.83	4,66,14,178	1.78	0	0.00	4,66,14,178
FRANKLIN INDIA EQUITY HYBRID FUND	1	2,77,56,362	0	2,77,56,362	1.09	2,77,56,362	1.06	0	0.00	2,77,56,362
SBI - ETF SENSEX	1	5,99,68,379	0	5,99,68,379	2.35	5,99,68,379	2.29	0	0.00	5,99,68,379
Alternate Investment Funds	29	40,84,469	0	40,84,469	0.16	40,84,469	0.16	0	0.00	40,84,469
Foreign Portfolio Investors	1,014	1,23,16,45,268	0	1,23,16,45,268	48.24	1,23,16,45,268	47.02	0	0.00	1,23,16,45,268
EUROPACIFIC GROWTH FUND	1	6,07,61,711	0	6,07,61,711	2.38	6,07,61,711	2.32	0	0.00	6,07,61,711
ABU DHABI INVESTMENT AUTHORITY – LGLINV	1	2,90,74,306	0	2,90,74,306	1.14	2,90,74,306	1.11	0	0.00	2,90,74,306
GOVERNMENT OF SINGAPORE	1	4,04,32,931	0	4,04,32,931	1.58	4,04,32,931	1.54	0	0.00	4,04,32,931
VANGUARD EMERGING MARKETS STOCK INDEX FUND, A SERI	1	2,77,71,528	0	2,77,71,528	1.09	2,77,71,528	1.06	0	0.00	2,77,71,528
DODGE AND COX INTERNATIONAL STOCK FUND	1	4,15,85,425	0	4,15,85,425	1.63	4,15,85,425	1.59	0	0.00	4,15,85,425

Category & Name of the Shareholders	No. of Shareholder	No. of fully paid up equity shares held	No. of Shares underlying depository receipts	Total no. shares held	Shareholding % calculated as per SCRR, 1957 As a % of (A+B+C2)	No. of Voting Rights held in each class of Securities	Total as a % of Total Voting right	No. of Locked in shares		No. of equity shares held in dematerialized form (Not Applicable)
								No.	As a % of total Shares held(b)	
VANGUARD TOTAL INTERNATIONAL STOCK INDEX FUND	1	2,81,58,716	0	2,81,58,716	1.10	2,81,58,716	1.07	0	0.00	2,81,58,716
TYBOURNE LONG OPPORTUNITIES MASTER FUND	1	2,83,93,342	0	2,83,93,342	1.11	2,83,93,342	1.08	0	0.00	2,83,93,342
TYBOURNE EQUITY MASTER FUND	1	3,15,26,153	0	3,15,26,153	1.23	3,15,26,153	1.20	0	0.00	3,15,26,153
Financial Institutions/ Banks	15	26,74,987	0	26,74,987	0.10	26,74,987	0.10	0	0.00	26,74,987
Insurance Companies	24	5,04,96,435	0	5,04,96,435	1.98	5,04,96,435	1.93	32,22,055	6.38	5,04,96,435
Any Other (specify)	1	885	0	885	0.00	885	0.00		0.00	885
Foreign Corporate Bodies	6	13,28,57,385	0	13,28,57,385	5.20	13,28,57,385	5.07	4,53,57,385	34.14%	13,28,57,385
Integral Investments South Asia IV - FDI	1	3,19,00,000	0	3,19,00,000	1.25	3,19,00,000	1.22	0	0.00	3,19,00,000
BC Asia Investments III Limited - FDI	1	4,00,00,000	0	4,00,00,000	1.57	4,00,00,000	1.53	4,00,00,000	100.00	4,00,00,000
BC Asia Investments VII Limited - FDI	1	5,56,00,000	0	5,56,00,000	2.18	5,56,00,000	2.12	5,56,00,000	100.00	5,56,00,000
Qualified Institutional Buyer	1	885	0	885	0.00	885	0.00	0	0.00	885
Sub Total B1	1,129	1,82,53,68,606		1,82,53,68,606	71.50	1,82,53,68,606	69.68	4,85,79,440	2.66	1,82,53,68,606
B2) Central Government/ State Government(s)/ President of India	0	0	0	0	0.00	0	0.00	0	0.00	0
B3) Non-Institutions	0	0	0	0	0.00	0	0.00	0	0.00	0
Individual share capital upto Rs. 2 Lacs	3,33,854	9,34,48,883	0	9,34,48,883	3.66	9,34,48,883	3.57	0	0.00	8,83,69,548
Individual share capital in excess of Rs. 2 Lacs	84	3,59,91,903	0	3,59,91,903	1.41	3,59,91,903	1.37	0	0.00	3,58,82,903
NBFCs registered with RBI	18	15,174	0	15,174	0.00	15,174	0.00	0	0.00	15,174
Overseas Depositories (holding DRs) (balancing figure)	2	0	5,55,371	5,55,371	0.02	5,55,371	0.02	0	0.00	5,55,371
Any Other (specify)	16,455	26,82,89,064	0	26,83,44,064	10.51	26,83,44,064	10.24	4,53,57,385	16.90	26,83,26,064
IEPF	1	6,83,611	0	6,83,611	0.03	6,83,611	0.03	0	0.00	6,83,611
Foreign Nationals	3	850	0	850	0.00	850	0.00	0	0.00	850

Category & Name of the Shareholders	No. of Shareholder	No. of fully paid up equity shares held	No. of Shares underlying depository receipts	Total no. shares held	Shareholding % calculated as per SCRR, 1957 As a % of (A+B+C2)	No. of Voting Rights held in each class of Securities	Total as a % of Total Voting right	No. of Locked in shares		No. of equity shares held in dematerialized form (Not Applicable)
								No.	As a % of total Shares held(b)	
Clearing Members	328	84,30,286	0	84,30,286	0.33	84,30,286	0.32	0	0.00	84,30,286
HUF	4,963	13,11,764	0	13,11,764	0.05	13,11,764	0.05	0	0.00	13,11,764
Non-Resident Indian (NRI)	5,996	29,40,836	55,000	29,95,836	0.12	29,95,836	0.11	0	0.00	29,93,836
Bodies Corporate	1,993	9,58,82,992	0	9,58,82,992	3.76	9,58,82,992	3.66	0	0.00	9,58,66,992
ICICI PRUDENTIAL LIFE INSURANCE COMPANY LIMITED	1	4,82,46,028	0	4,82,46,028	1.89	4,82,46,028	1.84	0	0.00	4,82,46,028
Trusts	37	2,36,83,022	0	2,36,83,022	0.93	2,36,83,022	0.90	0	0.00	2,36,83,022
Non Resident Indians Non-Repatriable	3128	24,98,318		24,98,318	0.10	24,98,318	0.10	0	0.00	24,98,318
Sub Total B3	350,407	26,48,87,639	6,10,371	26,54,98,010	10.40	26,54,98,010	10.11	0	0.00	26,02,91,675
B=B1+B2+B3	3,51,536	2,09,02,56,245	610,371	2,09,08,66,616	81.90	2,09,08,66,616	79.82	4,85,79,440	2.32	2,08,56,60,281

Details of the shareholders acting as persons in Concert including their Shareholding (No. and %):

Details of Shares which remain unclaimed may be given here along with details such as number of shareholders, outstanding shares held in demat/unclaimed suspense account, voting rights which are frozen etc.

Note

(1) PAN would not be displayed on website of Stock Exchange(s).

(2) The above format needs to disclose name of all holders holding more than 1% of total number of shares

(3) W.r.t. the information pertaining to Depository Receipts, the same may be disclosed in the respective columns to the extent information available,.

Statement showing shareholding pattern of the Promoter and Promoter Group

Category of shareholder	Nos. of shareholders	No. of fully paid up equity shares held	No. of shares underlying Depository Receipts	Total nos. shares held	Shareholding as a % of total no. of shares (calculated as per SCRR, 1957) As a % of (A+B+C2)	No. of voting rights held in each class of securities	Total as a % of total voting rights	Number of Locked in shares		Number of equity shares held in dematerialized form
								No.(a)	As a % of total Shares held(b)	
A1) Indian										
Financial Institutions/ Banks										
GENERAL INSURANCE CORPORATION OF INDIA	1	3,38,62,729	0	3,38,62,729	1.33	33,862,729	1.29	0	0.00	3,38,62,729
LIFE INSURANCE CORPORATION OF INDIA	1	26,48,38,680	0	26,48,38,680	10.37	26,48,38,680	10.11	2,28,57,142	8.63	26,48,38,680
THE NEW INDIA ASSURANCE COMPANY LIMITED	1	2,05,91,585	0	2,05,91,585	0.81	2,05,91,585	0.79	0	0.00	2,05,91,585
NATIONAL INSURANCE COMPANY LTD	1	5,49,681	0	5,49,681	0.02	5,49,681	0.02	0	0.00	5,49,681
THE ORIENTAL INSURANCE COMPANY LIMITED	1	49,77,520	0	49,77,520	0.19	49,77,520	0.19	0	0.00	49,77,520
UNITED INDIA INSURANCE COMPANY LIMITED	1	3,24,076	0	3,24,076	0.01	3,24,076	0.01	0	0.00	3,24,076
ADMINISTRATOR OF THE SPECIFIED UNDERTAKING OF THE UNIT TRUST OF INDIA - SUUTI	1	13,68,87,639	0	13,68,87,639	5.36	13,68,87,639	5.23	0	0.00	13,68,87,639
Sub Total A1	7	46,20,31,910	0	46,20,31,910	18.10	46,20,31,910	17.64	2,28,57,142	4.95	46,20,31,910
A2) Foreign					0.00	0	0.00	0	0.00	
A=A1+A2	7	46,20,31,910	0	46,20,31,910	18.10	0	0.00	2,28,57,142	4.95	46,20,31,910

Statement showing shareholding pattern of the Non Promoter- Non Public shareholder

Category & Name of the Shareholders	No. of shareholder	No. of fully paid up equity shares held	Nos. of shares underlying Depository Receipts	Total no. shares held	Shareholding % calculated as per SCRR, 1957 As a % of (A+B+C2)	No. of voting rights held in each class of securities	Total as a % of total voting rights	Number of Locked in shares		Number of equity shares held in dematerialized form (Not Applicable)
								No	As a % of total Shares held	
C1) Custodian/DR Holder										
Custodian/DR Holder	1	6,66,20,985	0	6,66,20,985	2.61	6,66,20,985	2.54	0	0.00	6,66,20,985
THE BANK OF NEW YORK MELLON, DR	1	6,66,20,985	0	6,66,20,985	0.00	6,66,20,985	2.54	0	0.00	6,66,20,985
Sub Total C1	1	6,66,20,985	0	6,66,20,985	0.00	6,66,20,985	2.54	0	0.00	6,66,20,985
C2) Employee Benefit Trust	0	0	0		0.00			0	0.00	
C= C1+C2	1	6,66,20,985	0	6,66,20,985	0.00	6,66,20,985	2.54	0	0.00	6,66,20,985

Note

- (1) PAN would not be displayed on website of Stock Exchange(s).
- (2) The above format needs to disclose name of all holders holding more than 1% of total number of shares
- (3) W.r.t. the information pertaining to Depository Receipts, the same may be disclosed in the respective columns to the extent information available.

ISSUE PROCEDURE

The following is a summary intended to present a general outline of the procedure relating to the application, payment of Application Amount, Allocation and Allotment of the Equity Shares. The procedure followed in the Issue may differ from the one mentioned below and investors are assumed to have apprised themselves of the same from the Bank or the Book Running Lead Managers. Investors are advised to inform themselves of any restrictions or limitations that may be applicable to them. Also see “Selling Restrictions” and “Transfer Restrictions” on pages 244 and 253, respectively.

The Bank, the Book Running Lead Managers and their respective directors, officers, agents, advisors, affiliates and representatives are not liable for any amendment or modification or change to applicable laws or regulations, which may occur after the date of this Preliminary Placement Document. Eligible QIBs are advised to make their independent investigations and satisfy themselves that they are eligible to apply. Eligible QIBs are advised to ensure that any single Bid from them does not exceed the investment limits or maximum number of Equity Shares that can be held by them under applicable law or regulation or as specified in this Preliminary Placement Document. Further, Eligible QIBs are required to satisfy themselves that their Application Forms would not result in triggering an open offer under the SEBI Takeover Regulations.

Qualified Institutions Placement

THE ISSUE IS MEANT ONLY FOR ELIGIBLE QIBs ON A PRIVATE PLACEMENT BASIS AND IS NOT AN OFFER TO THE PUBLIC OR TO ANY OTHER CLASS OF INVESTORS.

This Preliminary Placement Document has not been, and will not be, registered as a prospectus with the RoC and, no Equity Shares will be offered in India or overseas to the public or any members of the public in India or any other class of investors, other than Eligible QIBs.

The Issue is being made to Eligible QIBs in reliance upon Chapter VI of the SEBI ICDR Regulations and Section 42 and other applicable provisions of the Companies Act, 2013 and rules thereunder, through the mechanism of a Qualified Institutions Placement (“QIP”). Under Chapter VI of the SEBI ICDR Regulations and Section 42 of the Companies Act 2013 read with Rule 14 of the PAS Rules, the Bank, being a listed company in India may issue Equity Shares to Eligible QIBs, provided that:

- the Shareholders have adopted a special resolution approving the Issue. Such special resolution must specify (a) that the allotment of Equity Shares is proposed to be made pursuant to the QIP and (b) the Relevant Date;
- the explanatory statement to the notice to the shareholders for convening the general meeting must disclose the basis or justification for the price (including premium, if any) at which the offer or invitation is being made;
- Under Regulation 172(1)(b) of the SEBI ICDR Regulations, the Equity Shares of the same class of the Bank, which are proposed to be allotted through the QIP, are listed on the Stock Exchange, for a period of at least one year prior to the date of issuance of notice to our Shareholders for convening the meeting to adopt the above-mentioned special resolution;
- the Issue must be made through a private placement offer letter (i.e., this Preliminary Placement Document) and an application form serially numbered and addressed specifically to the Eligible QIBs to whom the Issue is made;
- the Bank shall have completed allotments with respect to any offer or invitation made by the Bank or has withdrawn or abandoned any such invitation or offer, however, the Bank may, at any time, make more than one issue of securities to such class of identified persons as may be prescribed;
- the Promoters and Directors are not fugitive economic offenders;
- the Bank shall not make any subsequent qualified institutions placement until the expiry of six months from the date of this Issue
- an offer to Eligible QIBs will not be subject to a limit of 200 persons. Prior to circulating the private placement offer letter (i.e., this Preliminary Placement Document), the Bank must prepare and record a

list of Eligible QIBs to whom the offer will be made. The offer must be made only to such persons whose names are recorded by the Bank prior to the invitation to subscribe; and

- the Bank acknowledges that the offering of securities by issue of public advertisements or utilisation of any media, marketing or distribution channels or agents to inform the public about the Issue is prohibited.

Bidders are not allowed to withdraw or revise downwards their Bids after the Issue Closing Date.

Additionally, there is a minimum pricing requirement under the SEBI ICDR Regulations. The Floor Price of the Equity Shares issued under this Issue shall not be less than the average of the weekly high and low of the closing prices of the Equity Shares of the same class quoted on the stock exchange during the two weeks preceding the Relevant Date as calculated in accordance with Chapter VI of the SEBI ICDR Regulations. However, a discount of up to 5.00% of the Floor Price is permitted in accordance with the provisions of the SEBI ICDR Regulations. The “Relevant Date” referred to above means the date of the meeting in which the Board or the Committee of Whole-Time Directors decides to open the proposed Issue and “stock exchange” means any of the recognised stock exchange on which the Equity Shares of the same class are listed and on which the highest trading volume in such Equity Shares has been recorded during the two weeks immediately preceding the Relevant Date. Further, in accordance with the resolution of the Shareholders passed through postal ballot on 21 August 2019, the Bank may offer a discount of not more than 5.00% on the Floor Price in accordance with the SEBI ICDR Regulations.

The Equity Shares will be Allotted within 365 days from the date of the Shareholders’ resolution approving the QIP and within 60 days from the date of receipt of Application Amount from the Successful Bidders. For details of refund of Application Amount, see “– *Pricing and Allocation – Designated Date and Allotment of Equity Shares*” below.

The Equity Shares issued pursuant to the QIP must be issued on the basis of this Preliminary Placement Document and the Placement Document. The Preliminary Placement Document and the Placement Document shall contain all material information required under applicable law including the information specified in Schedule VII of SEBI ICDR Regulations and the requirements prescribed under Form PAS-4. This Preliminary Placement Document and the Placement Document are private documents provided to only select investors through serially numbered copies and are required to be placed on the website of the concerned Stock Exchanges and of the Bank with a disclaimer to the effect that it is in connection with an issue to Eligible QIBs and no offer is being made to the public or to any other category of investors.

This Issue was authorised and approved by our Board of Directors on 20 July 2019 and approved by our Shareholders by way of postal ballot on 21 August 2019.

The minimum number of allottees with respect to a QIP shall not be less than:

- two, where the issue size is less than or equal to ₹ 2,500 million; and
- five, where the issue size is greater than ₹ 2,500 million.

No single Allottee shall be Allotted more than 50.00% of the Issue Size.

Eligible QIBs that belong to the same group or that are under common control shall be deemed to be a single Allottee for the purpose of the Issue. For details of what constitutes “same group” or “common control”, see the section “– *Bid Process—Application Form*” on page 235.

Equity Shares being Allotted pursuant to the Issue shall not be sold for a period of one year from the date of Allotment, except on a recognised stock exchange.

In accordance with Section 12B of the Banking Regulation Act read with the Reserve Bank of India (Prior approval for acquisition of shares or voting rights in private sector banks) Directions, 2015, dated 19 November 2015, no person (along with his relatives, associate enterprises or persons acting in concert with you) can acquire or hold 5% or more of the total paid-up share capital of the Bank, or be entitled to exercise 5% or more of the total voting rights of the Bank, without prior approval of the RBI.

Allotments made to VCFs and AIFs in the Issue are subject to the rules and regulations that are applicable to them, including in relation to lock-in requirements.

The Equity Shares offered in the Issue have not been and will not be registered under the Securities Act or

any state securities laws of the United States and, unless so registered, may not be offered or sold within the United States except pursuant to an exemption from, or in a transaction not subject to, the registration requirements of the Securities Act and applicable U.S. state securities laws. Accordingly, the Equity Shares are only being offered and sold (i) within the United States only to persons reasonably believed to be “qualified institutional buyers” (as defined in Rule 144A under the Securities Act and referred to in this Preliminary Placement Document as “U.S. QIBs”, which, for the avoidance of doubt, the term U.S. QIBs does not refer to a category of institutional investor defined under applicable Indian regulations and referred to in this Preliminary Placement Document as “QIBs”) in transactions exempt from the registration requirements of the Securities Act, and (ii) outside the United States in offshore transactions in reliance on Regulation S and the applicable laws of the jurisdiction where those offers and sales are made. For further information, see the sections “*Selling Restrictions*” and “*Transfer Restrictions*” beginning on pages 244 and 253, respectively.

The Equity Shares have not been and will not be registered, listed or otherwise qualified in any other jurisdiction outside India and may not be offered or sold, and Bids may not be made by persons in any such jurisdiction, except in compliance with the applicable laws of such jurisdiction.

The Bank has also filed a copy of this Preliminary Placement Document with the Stock Exchanges. The Bank has received in-principle approvals from the Stock Exchanges under Regulation 28(1)(a) of the SEBI Listing Regulations for the listing of the Equity Shares on the BSE and NSE on 19 September 2019 .

Issue Procedure

1. The Bank in consultation with the Book Running Lead Managers shall identify Eligible QIBs and circulate serially numbered copies of this Preliminary Placement Document and the serially numbered Application Form, either in electronic or physical form, to Eligible QIBs and the Application Form will be specifically addressed to each such Eligible QIB. In terms of Section 42(3) of the Companies Act, 2013, the Bank shall maintain records of the Eligible QIBs in the form and manner as prescribed under the PAS Rules, to whom the Preliminary Placement Document and the serially numbered Application Form have been dispatched. The Bank will make the requisite filings with the RoC within the stipulated time periods as required under the Companies Act, 2013 and the PAS Rules. The list of Eligible QIBs to whom the Preliminary Placement Document and Application Form is delivered will be determined by the Bank in consultation with the BRLMs, at their sole discretion.
2. **Unless a serially numbered Preliminary Placement Document along with the serially numbered Application Form, which includes the details of the bank account wherein the Application Amount is to be deposited, is addressed to a particular QIB, no invitation to make an offer to subscribe shall be deemed to have been made to such QIB.** Even if such documentation were to come into the possession of any person other than the intended recipient, no offer or invitation to offer shall be deemed to have been made to such person and any application that does not comply with this requirement shall be treated as invalid.
3. Eligible QIBs may submit the Application Form, including any revisions thereof along with the Application Amount and a copy of the PAN card or PAN allotment letter, during the Issue Period to the Book Running Lead Managers.
4. Bidders will be required to indicate the following in the Application Form:
 - Full official name of the Eligible QIB to whom Equity Shares are to be Allotted, complete address, phone number, permanent account number, e-mail address and bank account details;
 - number of Equity Shares Bid for;
 - price at which they are agreeable to subscribe for the Equity Shares and the aggregate Application Amount for the number of Equity Shares Bid for;
 - an undertaking that they will deliver an offshore transaction letter to the Issuer prior to any sale of Equity Shares confirming that they will not re-offer, re-sell, pledge or otherwise transfer the Equity Shares, except in an offshore transaction on a recognised Indian stock exchange in compliance with Regulation S under the Securities Act;

- details of the depository account to which the Equity Shares should be credited;
 - Eligible FPIs are required to indicate their SEBI FPI registration number in the Application Form; and
 - a representation that it is either (i) outside the United States acquiring the Equity Shares in an offshore transaction under Regulation S, or (ii) it has agreed to certain other representations set forth in the “*Representations by Investors*” on page 5 and “*Transfer Restrictions*” on page 253 and certain other representations made in the Application Form.
5. Each Bidder shall be required to make the entire payment of the Application Amount for the Equity Shares Bid for, along with the Application Form, only through electronic transfer to the Escrow Account within the Issue Period as specified in the Application Form sent to the respective Bidders. Please note that any payment of Application Amount for the Equity Shares shall be made from the bank accounts of the relevant Bidders and the Bank shall keep a record of the bank account from where such payment has been received. Application Amount payable on Equity Shares to be held by joint holders shall be paid from the bank account of the person whose name appears first in the Application Form. Pending Allotment, Application Amount received for subscription of the Equity Shares shall be kept by the Bank in a separate bank account with a scheduled bank and shall be utilised only for the purposes permitted under the Companies Act, 2013. Notwithstanding the above, in the event, among others, a Bidder is not Allocated Equity Shares in the Issue, or the number of Equity Shares Allocated to the Bidder is lower than the number of Equity Shares applied for through the Application Form and towards which Application Amount has been paid by such Bidder, or the Application Amount is in excess of the amount equivalent to the product of the Equity Shares that have been Allocated to the Bidder and the Issue Price, the excess Application Amount will be refunded to the same bank account from which it was remitted, in the form and manner set out in “*Refunds*”.
 6. Once a duly completed Application Form is submitted by a Bidder and the Application Amount is transferred to the Escrow Account, such Application Form constitutes an irrevocable offer and the Bid cannot be withdrawn or revised downwards after the Issue Closing Date. The Issue Closing Date shall be notified to the Stock Exchanges and the Eligible QIBs shall be deemed to have been given notice of such date after receipt of the Application Form.
 7. The Eligible QIBs acknowledge that in accordance with the requirements of the Companies Act, upon Allocation, the Bank will be required to disclose the names of proposed Allottees and the percentage of their post Issue shareholding in the Placement Document and consents to such disclosure, if any Equity Shares are allocated to it.
 8. The Bids made by asset management companies or custodians of Mutual Funds shall specifically state the names of the concerned schemes for which the Bids are made. In case of a Mutual Fund, a separate Bid can be made in respect of each scheme of the Mutual Fund registered with SEBI.
 9. Upon receipt of the duly completed Application Form and the Application Amount in the Escrow Account, after the Issue Closing Date, the Bank shall, in consultation with Book Running Lead Managers determine the final terms, including the Issue Price of the Equity Shares to be issued pursuant to the Issue and Allocation. Upon such determination, the Book Running Lead Managers will send the serially numbered CAN to the Eligible QIBs who have been Allocated the Equity Shares. The dispatch of a CAN, and the Placement Document (when dispatched) to a Successful Bidder shall be deemed a valid, binding and irrevocable contract for the Successful Bidders to subscribe to the Equity Shares Allocated to such Successful Bidders at an aggregate price equivalent to the product of the Issue Price and Equity Shares Allocated to such Successful Bidders. The CAN shall contain details such as the number of Equity Shares Allocated to the Successful Bidders, Issue Price and the aggregate amount received towards the Equity Shares Allocated. **Please note that the Allocation will be at the absolute discretion of the Bank and will be based on the recommendation of the Book Running Lead Managers.**
 10. Upon determination of the Issue Price and the issuance of CAN and before Allotment of Equity Shares to the Successful Bidders, the Book Running Lead Managers, shall, on our behalf, send a serially numbered Placement Document to each of the Successful Bidders who have been Allocated Equity Shares pursuant to dispatch of a serially numbered CAN.
 11. Upon dispatch of serially numbered Placement Document, the Bank shall Allot Equity Shares as per the

details in the CANs sent to the Eligible QIBs. We will inform the Stock Exchanges of the details of the Allotment.

12. After passing the resolution for Allotment and prior to crediting the Equity Shares into the beneficiary account of the Successful Bidders maintained by the depository participant, the Bank shall apply to the Stock Exchanges for listing approvals in respect of the Equity Shares Allotted pursuant to the Issue.
13. After receipt of the listing approvals of the Stock Exchange, the Bank shall credit the Equity Shares Allotted pursuant to this Issue into the beneficiary accounts of the respective Allotees.
14. The Bank will then apply for the final trading approvals from the Stock Exchanges.
15. The Equity Shares that would have been credited to the beneficiary account with the Depository Participant of the Eligible QIBs shall be eligible for trading on the Stock Exchanges only upon the receipt of final trading and listing approvals from the Stock Exchanges.
16. As per applicable law, the Stock Exchanges will notify the final listing and trading approvals, which are ordinarily available on their websites, and the Bank may communicate the receipt of the listing and trading approvals to those Eligible QIBs to whom the Equity Shares have been Allotted. The Bank and the Book Running Lead Managers shall not be responsible for any delay or non-receipt of the communication of the final trading and listing permissions from the Stock Exchanges or any loss arising from such delay or non-receipt. Final listing and trading approvals granted by the Stock Exchanges are also placed on their respective websites. Investors are advised to apprise themselves of the status of the receipt of the permissions from the Stock Exchanges or the Bank.
17. In the event, among others, that the number of Equity Shares Allocated to a Bidder is lower than the number of Equity Shares applied for through the Application Form and towards which Application Amount has been paid by such Bidder, or the Application Amount is in excess of the amount equivalent to the product of the Equity Shares that have been Allocated to the Bidder and the Issue Price, or Equity Shares are not Allocated to a Bidder for any reasons, or a Bidder withdraws the Bid prior to the Issue Closing Date, any excess Application Amount paid by such Bidder will be refunded to the same bank account from which Application Amount was remitted, in the form and manner set out in the Refund Intimation which will be dispatched to such Bidder. For further details, see “*Refund*” below.

Qualified Institutional Buyers

Only Eligible QIBs are eligible to invest in the Equity Shares pursuant to the Issue, provided that with respect to foreign portfolio investors, only Eligible FPIs applying under Schedule 2 of the FEMA Regulations will be considered as Eligible QIBs. FVCIs are not permitted to participate in the Issue. Currently, QIBs, who are eligible to participate in the Issue and also as defined under Regulation 2(1)(ss) of the SEBI ICDR Regulations, are set forth below:

- alternate investment funds registered with SEBI;
- Eligible FPIs;
- insurance companies registered with Insurance Regulatory and Development Authority;
- insurance funds set up and managed by army, navy or air force of the Union of India;
- insurance funds set up and managed by the Department of Posts, India;
- multilateral and bilateral development financial institutions;
- Mutual Fund;
- pension funds with minimum corpus of ₹ 250 million;
- provident funds with minimum corpus of ₹ 250 million;
- public financial institutions;

- scheduled commercial banks;
- state industrial development corporations;
- the National Investment Fund set up by resolution no. F. No. 2/3/2005-DDII dated November 23, 2005 of the Government published in the Gazette of India;
- venture capital funds registered with SEBI; and
- systemically important non-banking financial companies.

Eligible FPIs are permitted to participate through the portfolio investment scheme under Schedule 2 of FEMA Regulations respectively, in this Issue. Eligible FPIs are permitted to participate in the Issue subject to compliance with all applicable laws and such that the shareholding of the FPIs do not exceed specified limits as prescribed under applicable laws in this regard. Other eligible non-resident QIBs shall participate in the Issue under Schedule 1 of the FEMA Regulations.

In terms of the SEBI FPI Regulations, the issue of Equity Shares to a single FPI or an investor group (which means the same set of ultimate beneficial owner(s) investing through multiple entities) is not permitted to exceed 10.00% of our post-Issue Equity Share capital. Further, in terms of the FEMA Regulations, the total holding by each FPI or investor group shall be below 10.00% of the total paid-up Equity Share capital of the Bank and the total holdings of all FPIs put together shall not exceed 24.00% of the paid-up Equity Share capital of the Bank. In case the holding of an FPI or investor group increases to 10.00% or more of the total paid-up equity capital, on a fully diluted basis, the total investment made by such FPI will be re-classified as FDI, subject to the conditions as specified by SEBI and the RBI in this regard and compliance by the company and the investor with applicable reporting requirements. The aggregate limit of 24.00% may be increased up to the sectoral cap by way of a resolution passed by the Board of Directors followed by a special resolution passed by the shareholders of the Bank. The existing foreign investment limit for FPIs in the Bank is 74.00% of the paid up capital of the Bank as approved by way of the resolution of the shareholders of the Bank on 24 July 2015. For further details, please see “*Issue Procedure - Monitoring of foreign investment limits*” on page 241.

As per the circular issued by SEBI on 24 November 2014, these investment restrictions shall also apply to subscribers of offshore derivative instruments (“**ODIs**”). Two or more subscribers of ODIs having a common beneficial owner shall be considered together as a single subscriber of the ODI. In the event an investor has investments as a FPI and as a subscriber of ODIs, these investment restrictions shall apply on the aggregate of the FPI and ODI investments held in the underlying company.

Eligible FPIs are permitted to participate in the Issue subject to compliance with conditions and restrictions which may be specified by the Government from time to time.

In terms of the FEMA Regulations, for calculating the aggregate holding of FPIs in a company, holding of all registered FPIs shall be included.

Restriction on Allotment

Under Regulation 179(2)(b) of the SEBI ICDR Regulations, no Allotment shall be made pursuant to the Issue, either directly or indirectly, to any QIB being, or any person related to, the Promoter. QIBs which have all or any of the following rights shall be deemed to be persons related to the Promoter:

- rights under a shareholders’ agreement or voting agreement entered into with the Promoters or members of the promoter group of the Bank;
- veto rights; or
- a right to appoint any nominee director on the Board.

Provided, however, that an Eligible QIB which does not hold any Equity Shares in the Bank and which has acquired the aforesaid rights in the capacity of a lender shall not be deemed to be related to the Promoter.

At least 10.00% of the equity shares issued to Eligible QIBs shall be allotted to Mutual Funds, provided that, if this portion or any part thereof to be allotted to Mutual Funds remains unsubscribed, it may be allotted to other Eligible QIBs.

The Bank and the Book Running Lead Managers and any of their respective shareholders, employees, counsels, officers, directors, representatives, agents or affiliates are not liable for any amendment or modification or change to applicable laws or regulations, which may occur after the date of this Preliminary Placement Document. Eligible QIBs are advised to make their independent investigations and satisfy themselves that they are eligible to apply. Eligible QIBs are advised to ensure that any single application from them does not exceed the investment limits or maximum number of Equity Shares that can be held by them under applicable law or regulation or as specified in this Preliminary Placement Document. Further, Eligible QIBs are required to satisfy themselves that their Bids would not eventually result in triggering an open offer under the SEBI Takeover Regulations. Eligible QIBs shall be solely responsible for compliance with the provisions of the SEBI Takeover Regulations, SEBI Insider Trading Regulations and other applicable laws, rules, regulations, guidelines, notifications and circulars.

Note: Affiliates or associates of the Book Running Lead Managers who are Eligible QIBs may participate in the Issue in compliance with applicable laws.

Bid Process

Application Form

Eligible QIBs shall only use the serially numbered Application Forms (which are addressed to them) supplied by the Bank and the Book Running Lead Managers in either electronic form or by physical delivery for the purpose of making a Bid (including revision of a Bid) in terms of this Preliminary Placement Document.

By making a Bid (including the revision thereof) for Equity Shares through Application Forms and pursuant to the terms of this Preliminary Placement Document, the Eligible QIB will be deemed to have made the following representations, warranties, acknowledgements and undertakings given or made under the sections “**Notice to Investors**”, “**Representations by Investors**”, “**Selling Restrictions**” and “**Transfer Restrictions**” on pages 1, 5, 244, and 253, respectively:

- The Eligible QIB confirms that it is a QIB in terms of Regulation 2(1)(ss) of the SEBI ICDR Regulations and is not excluded under Regulation 179(2)(b) of the SEBI ICDR Regulations, has a valid and existing registration under the applicable laws in India (as applicable) and is eligible to participate in this Issue;
- The Eligible QIB confirms that it is not a Promoter and is not a person related to the Promoters, either directly or indirectly and its Application Form does not directly or indirectly represent the Promoters or members of the promoter group of the Bank or persons related to the Promoter;
- The Eligible QIB confirms and consents to its name and percentage of post-Issue shareholding (assuming full subscription in the Issue) will be included as a ‘proposed allottee’ in the Issue in the Placement Document;
- The Eligible QIB confirms that it has no rights under a shareholders’ agreement or voting agreement with the Promoters or members of the promoter group, no veto rights or right to appoint any nominee director on the Board other than those acquired in the capacity of a lender which shall not be deemed to be a person related to the Promoter;
- The Eligible QIB acknowledges that it has no right to withdraw or revise its Bid downwards after the Issue Closing Date;
- The Eligible QIB confirms that if Equity Shares are Allotted through this Issue, it shall not, for a period of one year from Allotment, sell such Equity Shares otherwise than on the Stock Exchange;
- The Eligible QIB confirms that the QIB is eligible to Bid and hold Equity Shares so Allotted together with any Equity Shares held by it prior to the Issue, if any. The QIB further confirms that the holding of the QIB, does not and shall not, exceed the level permissible as per any applicable regulations applicable to the QIB;
- The Eligible QIB confirms that its Bids would not result in triggering an open offer under the SEBI Takeover Regulations;
- The Eligible QIB agrees that although the Application Amount is required to be paid by it along with the

Application Form within the Issue Period in terms of provisions of the Companies Act and rules made thereunder, the Bank reserves the right to Allocate and Allot Equity Shares pursuant to this Issue on a discretionary basis in consultation with the Book Running Lead Managers. The Eligible QIB further acknowledges and agrees that the payment of Application Amount does not guarantee Allocation and/or Allotment of Equity Shares Bid for in full or in part;

- The Eligible QIB acknowledges that in terms of the requirements of the Companies Act, upon Allocation, the Bank will be required to disclose the names of proposed Allottees and the percentage of their post-Issue shareholding in the Placement Document and consents to such disclosure, if any Equity Shares are Allocated to it. However, the Eligible QIB further acknowledges and agrees that the disclosure of such details in relation to it in the Placement Document will not guarantee Allotment to it, as Allotment in the Issue shall continue to be at the sole discretion of the Bank, in consultation with the BRLMs;
- The Eligible QIB confirms that the number of Equity Shares Allotted to it pursuant to the Issue, together with other Allottees that belong to the same group or are under common control, shall not exceed 50.00% of the Issue. For the purposes of this representation:
 - a. QIBs “belonging to the same group” shall mean entities where (a) any of them controls, directly or indirectly, through its subsidiary or holding company, not less than 15.00% of the voting rights in the other; (b) any of them, directly or indirectly, by itself, or in combination with other persons, exercise control over the others; or (c) there is a common director, excluding nominee and independent directors, amongst an Eligible QIB, its subsidiary or holding company and any other QIB ; and
 - b. ‘Control’ shall have the same meaning as is assigned to it by Regulation 2(1)(e) of the SEBI Takeover Regulations;
- Each Eligible QIB acknowledges, represents and agrees that its total interest in the paid-up share capital of the Bank or voting rights in the Bank, whether direct or indirect, beneficial or otherwise (any such interest, your “Holding”), when aggregated together with any existing Holding and/or Holding of any of its “relatives” or “associated enterprises” or person acting in concert, does not exceed 5.00% of the total paid-up share capital of, or voting rights in, the Bank, a disclosure of the aggregate shareholding and voting rights will have to be made under the Takeover Regulations. In case such QIB is an existing shareholder who, together with persons acting in concert, holds 5% or more of the underlying paid up share capital of, or voting rights in the Bank a disclosure will have to be made under the Takeover Regulations in the event of a change of 2% or more in the existing Holding of the QIB and persons acting in concert. Except in case such Eligible QIB is an existing shareholder who already holds 5.00% or more of the underlying paid up share capital of, or voting rights in, the Bank pursuant to the acknowledgment or approval of the RBI, its Holding after allotment shall not exceed your existing Holding without the previous approval of the RBI.
- You are aware that in accordance with Section 12B of the Banking Regulation Act read with the Reserve Bank of India (Prior approval for acquisition of shares or voting rights in private sector banks) Directions, 2015, dated 19 November 2015, as amended no person (along with his relatives, associate enterprises or persons acting in concert with you) can acquire or hold 5% or more of the total paid-up share capital of the Bank, or be entitled to exercise 5% or more of the total voting rights of the Bank, without prior approval of the RBI. Accordingly, you hereby represent that your (direct or indirect) aggregate holding in the paid-up share capital of the Bank, whether beneficial or otherwise:
 - (a) After subscription to the Equity Shares in the Issue by you, your relatives, your associate enterprises or persons acting in concert with you, aggregated with any pre-Issue shareholding in the Bank of you, your relatives, your associate enterprises or persons acting in concert; or
 - (b) After subscription to the Equity Shares in the Issue by you aggregated with any pre-Issue shareholding in the Bank of you, your relatives, your associate enterprises or persons acting in concert.

shall not amount to 5% or more of the total paid-up share capital of the Bank or would not entitle you to exercise 5% or more of the total voting rights of the Bank, except with the prior approval of the RBI;

- Each Eligible QIB acknowledges that, as required in terms of the Master Direction - Issue and Pricing of

shares by Private Sector Banks, Directions, 2016 issued by the RBI, the Bank shall report to the RBI, upon completion of the Allotment process, complete details of the issue including date of the issue, details of the type of issue, issue size, details of pricing, name and number of the allottees, post allotment shareholding position;

- The Eligible QIB confirms that:
 - a. If it is within the United States, it is a U.S. QIB who is, or are acquiring the Equity Shares for its own account or for the account of an institutional investor who also meets the requirement of a U.S. QIB, for investment purposes only and not with a view to, or for resale in connection with, the distribution (within the meaning of any United States securities laws) thereof, in whole or in part and are not our affiliate or a person acting on behalf of such an affiliate;
 - b. If it is outside the United States, it is subscribing to the Equity Shares in an offshore transaction in reliance upon Regulation S, and is not our affiliate or a person acting on behalf of such an affiliate;
 - c. It has read and understood, and by making a Bid for the Equity Shares through the Application Forms and pursuant to the terms of this Preliminary Placement Document, will be deemed to have made the representations, warranties and agreements made under the sections entitled “*Notice to Investors*”, “*Representations by Investors*”, “*Selling Restrictions*” and “*Transfer Restrictions*” on pages 1, 5, 244 and 253, respectively; and
 - d. It shall not undertake any trade in the Equity Shares credited to its beneficiary account maintained with the Depository Participant until such time that the final listing and trading approvals for the Equity Shares are issued by the Stock Exchange; and
- The Eligible QIBs confirm that they shall not undertake any trade in the Equity Shares credited to its beneficiary account maintained with the Depository Participant until such time that the final listing and trading approvals for the Equity Shares are issued by the Stock Exchange.

ELIGIBLE QIBS MUST PROVIDE THEIR BENEFICIARY ACCOUNT DETAILS, PAN, NATIONALITY, DEPOSITORY PARTICIPANT’S NAME, COMPLETE ADDRESS, DEPOSITORY PARTICIPANT IDENTIFICATION NUMBER AND BENEFICIARY ACCOUNT NUMBER IN THE APPLICATION FORM. ELIGIBLE QIBS MUST ENSURE THAT THE NAME GIVEN IN THE APPLICATION FORM IS EXACTLY THE SAME AS THE NAME IN WHICH THEIR BENEFICIARY ACCOUNT IS HELD.

IF SO REQUIRED BY THE BOOK RUNNING LEAD MANAGERS, THE ELIGIBLE QIBs SUBMITTING A BID, ALONG WITH THE APPLICATION FORM, WILL ALSO HAVE TO SUBMIT REQUISITE DOCUMENT(S) TO THE BOOK RUNNING LEAD MANAGERS TO EVIDENCE THEIR STATUS AS A “QIB” AS DEFINED HEREINABOVE.

IF SO REQUIRED BY THE BOOK RUNNING LEAD MANAGERS, ESCROW BANK OR ANY STATUTORY OR REGULATORY AUTHORITY IN THIS REGARD, INCLUDING AFTER ISSUE CLOSING DATE, THE ELIGIBLE QIBs SUBMITTING A BID AND/OR BEING ALLOTTED EQUITY SHARES IN THE ISSUE, WILL ALSO HAVE TO SUBMIT REQUISITE DOCUMENT(S) TO FULFILL THE KNOW YOUR CUSTOMER (KYC) NORMS.

Demographic details such as address and bank account will be obtained from the Depositories as per the Depository Participant account details given above.

The submission of an Application Form and payment of the Application Amount pursuant to the Application Form by a Bidder shall be deemed a valid, binding and irrevocable offer for such Bidder to pay the entire Issue Price for the Equity Shares that may be Allotted to such Bidder and shall become a binding contract on a Successful Bidder upon issuance of the CAN and the Placement Document (when dispatched) by the Bank in favour of the Successful Bidder.

Submission of Application Form

All Application Forms must be duly completed with information including the number of Equity Shares applied for along with payment and a copy of the PAN card or PAN allotment letter. Additionally, the Application Form

will include details of the relevant Escrow Account into which the Application Amounts will have to be deposited. The Application Amount shall be deposited in the Escrow Account as is specified in the Application Form and the Application Form shall be submitted to the Book Running Lead Managers either through electronic form or through physical delivery at either of the following addresses:

Name of the Book Running Lead Managers	Address	Contact Person	Email	Phone (Telephone and Fax)
Axis Capital Limited	1st Floor Axis House C-2 Wadia International Centre P.B. Marg Worli Mumbai 400 025	Venkatesh Iyer	venkatesh.iyer@axiscap.in	Tel: +91 22 4325 5587 Fax: +91 22 4325 4599
Citigroup Global Markets India Private Limited	1202, 12th Floor, First International Financial Centre, G-Block, Bandra-Kurla Complex, Bandra East, Mumbai 400098	Ayush Vimal	ayush.vimal@citi.com	Tel: +91-22-61759999 Fax: +91-22-61759898
Credit Suisse Securities (India) Private Limited	Ceejay House, 9th Floor Plot F, Shivsagar Estate Dr. Annie Besant Road Worli, Mumbai 400 018 Maharashtra, India	Anand Bang	anand.bang@credit-suisse.com	Tel: +91 22 6777 3957 Fax: +91 22 6777 3820
J.P. Morgan India Private Limited	J.P. Morgan Tower, Off CST Road, Kalina, Santacruz (East), Mumbai 400 098, Maharashtra, India	Shagun Gupta	shagun.gupta@jpmorgan.com	Tel: +91 22 6157 3000 Fax: +91 22 6157 3911
BNP Paribas	BNP Paribas House 1 North Avenue, Maker Maxity Bandra-Kurla Complex, Bandra (East) Mumbai 400 051	Mehul Golwala	mehul.golwala@asia.bnpparibas.com	Tel: +91 22 3370 4000 Fax: +91 22 6196 5194
HSBC Securities and Capital Markets (India) Private Limited	52/60, Mahatma Gandhi Road, Fort, Mumbai 400001	Sanjana Maniar	sanjana.maniar@hsbc.co.in	Tel: +91 22 2268 5555 Fax: +91 22 2263 1284
SBI Capital Markets Limited	202, Maker Tower E Cuffe Parade, Mumbai 400 005 Maharashtra, India	Akhilesh Yadav	Project.Matrix@sbicaps.com	Tel: +91 (22) 2217 8300 Fax: +91 (22) 2218 8322
UBS Securities India Private Limited	2/F, 2 North Avenue, Maker Maxity Bandra Kurla Complex Bandra (East) Mumbai 400 051	Lipika Mitra	lipika.mitra@ubs.com	Tel: +91 22 6155 6126 Fax: +91 22 6155 6292

**In compliance with the proviso to Regulation 21A(1) of the Securities and Exchange Board of India (Merchant Bankers) Regulations, 1992, as amended, read with proviso to Regulation 174(2) of the SEBI ICDR Regulations, Axis Capital Limited will be involved only in marketing of the Issue*

The Book Running Lead Managers shall not be required to provide any written acknowledgement of the receipt of the Application Form and the Application Amount.

All Bidders submitting a Bid in the Issue, shall pay the entire Application Amount within the Issue Period.

Payment of Application Amount

The Bank has opened the “**Axis Bank Limited QIP- Escrow Account 2019-20**” with Axis Bank Limited, our Escrow Agent, in terms of the arrangement among the Bank, the Book Running Lead Managers and Axis Bank Limited as the Escrow Agent. Bidders will be required to deposit the entire Application Amount payable for the Equity Shares applied for through the Application Form submitted by it in accordance with the applicable laws.

Payments are to be made only through electronic fund transfer.

Note: Payments through cash, cheques or demand draft shall be rejected.

If the payment is not made favouring the Escrow Account within the Issue Period stipulated in the Application Form, the Application Form of the QIB is liable to be cancelled.

Pending Allotment, the Bank undertakes to utilise the amount deposited in “Axis Bank Ltd. QIP - Escrow Account 2019-20 ” only for the purposes of (i) adjustment against Allotment of Equity Shares in the Issue; or (ii) refund of Application Amount if the Bank is not able to Allot Equity Shares in the Issue. Notwithstanding the above, in the event a Bidder is not Allocated Equity Shares in the Issue, or the number of Equity Shares Allocated to a Bidder, is lower than the number of Equity Shares applied for through the Application Form and towards which Application Amount has been paid by such Bidder, the excess Application Amount will be refunded to the same bank account from which Application Amount was remitted, in the form and manner set out in “**Refunds**”.

Permanent Account Number or PAN

Each Bidder should mention its PAN allotted under the IT Act in the Application Form. Applications without this information will be considered incomplete and are liable to be rejected. Bidders should not submit the GIR number instead of the PAN as the Application Form is liable to be rejected on this ground.

Bank Account Details

Each Bidder shall mention the details of the bank account from which the payment of Application Amount has been made along with confirmation that such payment has been made from such account.

Pricing and Allocation

Build-up of the Book

The Eligible QIBs shall submit their Bids (including any revision thereof) through the Application Forms within the Issue Period to the Book Running Lead Managers. Such Bids cannot be withdrawn or revised downwards after the Issue Closing Date. The book shall be maintained by the Book Running Lead Managers.

Price Discovery and Allocation

The Bank, in consultation with the Book Running Lead Managers, shall determine the Issue Price, which shall be at or above the Floor Price. However, the Bank may offer a discount of not more than 5.00% on the Floor Price in terms of Regulation 176 of the SEBI ICDR Regulations as approved by our Shareholders pursuant to resolution through postal ballot dated 21 August 2019.

After finalisation of the Issue Price, the Bank shall update this Preliminary Placement Document with the Issue details and file the same with the Stock Exchanges as the Placement Document.

Method of Allocation

The Bank shall determine the Allocation in consultation with the Book Running Lead Managers on a discretionary basis and in compliance with Chapter VI of the SEBI ICDR Regulations.

Bids received from the Eligible QIBs at or above the Issue Price shall be grouped together to determine the total demand. The Allocation to all such Eligible QIBs will be made at the Issue Price. Allocation to Mutual Funds for up to a minimum of 10.00% of the Issue Size shall be undertaken subject to valid Bids being received at or above the Issue Price.

THE DECISION OF THE BANK IN CONSULTATION WITH THE BOOK RUNNING LEAD MANAGERS IN RESPECT OF ALLOCATION SHALL BE FINAL AND BINDING ON ALL ELIGIBLE

QIBS. ELIGIBLE QIBS MAY NOTE THAT ALLOCATION OF EQUITY SHARES IS AT THE SOLE AND ABSOLUTE DISCRETION OF THE BANK, IN CONSULTATION WITH THE BOOK RUNNING LEAD MANAGERS AND ELIGIBLE QIBS MAY NOT RECEIVE ANY ALLOCATION EVEN IF THEY HAVE SUBMITTED VALID APPLICATION FORMS AND PAID THE ENTIRE APPLICATION AMOUNT AT OR ABOVE THE ISSUE PRICE. NEITHER THE BANK NOR THE BOOK RUNNING LEAD MANAGERS IS OBLIGED TO ASSIGN ANY REASON FOR ANY NON-ALLOCATION.

CAN

Based on receipt of the Application Forms and Application Amount, the Bank, in consultation with the Book Running Lead Managers, in their sole and absolute discretion, shall decide the Successful Bidders to whom the serially numbered CAN shall be dispatched, pursuant to which the details of the Equity Shares Allocated to them, the Issue Price and the Application Amount for the Equity Shares Allotted shall be notified to such Successful Bidders. Additionally, CAN will include the probable designated date, being the date of credit of Equity Shares to the Bidder's account, as applicable to the respective Bidders. Subsequently the Board or the Committee of Whole-Time Directors will approve the Allotment of Equity Shares to the Allottees.

The Successful Bidders would also be sent a serially numbered Placement Document (which will include the names of the proposed Allottees along with the percentage of their post-Issue shareholding in the Bank) either in electronic form or by physical delivery.

The dispatch of the serially numbered CAN and the Placement Document (when dispatched), to the Eligible QIBs shall be deemed a valid, binding and irrevocable contract for the QIB to subscribe to the Equity Shares Allocated to such Successful Bidders at an aggregate price equivalent to the product of the Issue Price and Equity Shares Allocated to such Successful Bidders. Subsequently, our Board or the Committee of Whole-Time Directors will approve the Allotment of the Equity Shares to the Allottees.

QIBs are advised to instruct their Depository Participant to accept the Equity Shares that may be Allotted to them pursuant to the Issue.

By submitting the Application Form, the Eligible QIB would have deemed to have made the representations and warranties as specified "*Notice to Investors*" on page 1 and further that such Eligible QIB shall not undertake any trade on the Equity Shares credited to its Depository Participant account pursuant to the Issue until such time as the final listing and trading approval is issued by the Stock Exchanges.

Designated Date and Allotment of Equity Shares

Subject to the satisfaction of the terms and conditions of the Placement Agreement, the Bank will ensure that the Allotment of Equity Shares is completed by the Designated Date provided in the CAN.

The Equity Shares in the Issue will be issued and Allotment shall be made only in dematerialised form to the Allottees. Allottees will have the option to re-materialise the Equity Shares, if they so desire, as per the provisions of the Companies Act and the Depositories Act. However, no transfer in physical form is permitted as per Regulation 40 of the SEBI Listing Regulations.

The Bank, at its sole discretion, reserve the right to cancel the Issue at any time up to Allotment without assigning any reason whatsoever.

Following the Allotment and credit of Equity Shares into the QIBs' beneficiary accounts maintained with the Depository Participant, the Bank will apply for final trading and listing approvals from the Stock Exchange.

Pursuant to a circular dated 5 March 2010 issued by the SEBI, Stock Exchanges are required to make available on their websites the details of those Allottees in Issue who have been allotted more than 5.00% of the Equity Shares offered in the Issue, vis, the names of the Allottees, and number of Equity Shares Allotted to each of them, pre and post Issue shareholding pattern of the Bank along with the Placement Document. The Bank shall make the requisite filings with the RoC within the stipulated period as required under the Companies Act, 2013 and the PAS Rules. Further, as required in terms of the PAS Rules, names of the proposed Allottees and the percentage of their post-Issue shareholding in the Bank is required to be disclosed in the Placement Document.

The Escrow Agent shall release the monies lying to the credit of the Escrow Account to the Bank upon receipt of notice from the Book Running Lead Managers and the trading and listing approvals of the Stock Exchanges for Equity Shares offered in the Issue and after filing return of Allotment under Form PAS-3 with the RoC.

After finalisation of the Issue Price, the Bank shall update this Preliminary Placement Document with the Issue details and file the same with the Stock Exchanges as the Placement Document.

Refunds

In the event that the number of Equity Shares Allocated to a Bidder is lower than the number of Equity Shares applied for through the Application Form and towards which Application Amount has been paid by such Bidder, or the Application Amount paid by a Bidder is in excess of the amount equivalent to the product of the Equity Shares that have been Allocated to such Bidder and the Issue Price, or a Bidder withdraws the Application Form prior to the Issue Closing Date, or the Issue is cancelled prior to Allocation, the excess Application Amount paid by such Bidder will be refunded to the same bank account from which the Application Amount was remitted, in the form and manner set out in the Refund Intimation. The Refund Amount will be transferred to the relevant Bidders within two Working Days from the date of issuance of the CAN.

In the event that Equity Shares have been Allocated to Successful Bidders and the Bank is unable to issue and Allot the Equity Shares offered in the Issue within 60 days from the date of receipt of the Application Amount, or the Issue is cancelled post Allocation, or where the Bank has Allotted the Equity Shares but final listing and trading approvals are refused by the Stock Exchange, the Bank shall repay the Application Amount within 15 days from expiry of 60 days or such other time period as applicable under applicable law, failing which the Bank shall repay that money with interest at such rate and in such manner as prescribed under the Companies Act.

Other Instructions

Right to Reject Applications

The Bank, in consultation with the Book Running Lead Managers, may reject Bids, in part or in full, without assigning any reason whatsoever. The decision of the Bank and the Book Running Lead Managers in relation to the rejection of Bids shall be final and binding. In the event the Bid is rejected by the Bank, the Application Amount paid by the bidder shall be refunded to the same bank account from which the Application Amount was remitted by such Bidder. For details see “***Bid Process***” – “***Refund***”.

Equity Shares in Dematerialised form with NSDL or CDSL

The Allotment of the Equity Shares in this Issue shall be only in dematerialised form (i.e., not in physical certificates but be fungible and be represented by the statement issued through the electronic mode).

An Eligible QIB applying for Equity Shares to be issued pursuant to the Issue must have at least one beneficiary account with a Depository Participant of either NSDL or CDSL prior to making the Bid. Equity Shares Allotted to a successful QIB will be credited in electronic form directly to the specified beneficiary account (with the Depository Participant) of the QIB.

Equity Shares in electronic form can be traded only on the stock exchange having electronic connectivity with NSDL and CDSL. The Stock Exchanges have electronic connectivity with NSDL and CDSL.

The trading of the Equity Shares to be issued pursuant to the Issue would be in dematerialised form only for all QIBs in the demat segment of the respective Stock Exchange.

The Bank and the Book Running Lead Managers will not be responsible or liable for the delay in the credit of Equity Shares to be issued pursuant to the Issue due to errors in the Application Form or otherwise on the part of the QIBs.

Release of Funds to the Bank

The Escrow Agent shall not release the monies lying to the credit of the “Axis Bank Ltd. QIP - Escrow Account 2019-20” to the Bank until receipt of notice from the Book Running Lead Managers, the trading and listing approvals of the Stock Exchanges for Equity Shares offered in the Issue and filing of return of Allotment under Form PAS-3 with the RoC.

Monitoring of foreign investment limits

Aggregate foreign investment, in a private sector bank is permitted up to 49% of the paid up capital under the automatic route. This limit can be increased up to 74% of the paid up capital with prior approval from the

Department of Financial Services. Pursuant to a letter dated 19 July 2016 from the Ministry of Finance, Government of India, the Bank has received approval for aggregate foreign investment in the Bank up to 74% of its paid up capital.

SEBI has through circular dated 5 April 2018, put in place a new system for monitoring the foreign investment limits in listed Indian companies, and by its circular dated 17 May 2018, SEBI has directed that the system be made operational from 1 June 2018. Accordingly, the listed Indian company shall have to appoint any one depository as its designated depository for the purpose of monitoring the foreign investment limit.

The depository so chosen shall activate a red flag whenever the foreign investment is within 3% or less than 3% of the aggregate NRI/FPI limits or the sectoral cap prescribed under FEMA and shall intimate the stock exchanges of such red flag being activated.

Once the stock exchanges and depositories have intimated to the public that a red flag has been activated for the scrip of the Bank, foreign investors shall take a conscious decision to trade in the shares of the Bank, with a clear understanding that in the event of a breach of the aggregate NRI/FPI limits or the sectoral cap as prescribed under FEMA, foreign investors shall be liable to disinvest the excess holding within five trading days from the date of settlement of the trades.

PLACEMENT AND LOCK-UP

No assurance can be given as to the liquidity or sustainability of the trading market for the Equity Shares, the ability of holders of the Equity Shares to sell their Equity Shares or the price at which holders of the Equity Shares will be able to sell their Equity Shares.

Placement Agreement

The Book Running Lead Managers and the Bank have entered into the Placement Agreement, pursuant to which the Book Running Lead Managers have agreed, subject to certain conditions, to use their reasonable efforts to procure Eligible QIBs to subscribe to such number of our Equity Shares as may be agreed among the Bank and Book Running Lead Managers, pursuant to Chapter VI of the SEBI ICDR Regulations, the Companies Act read with Rule 14 of the PAS Rules, as amended and other applicable provisions of the Companies Act and the rules made thereunder.

The Placement Agreement contains customary representations and warranties, as well as indemnity from the Bank and the Issue is subject to the satisfaction of certain conditions and subject to the termination of the Placement Agreement in accordance with the terms contained therein.

In connection with the Issue, the Book Running Lead Managers (or their respective affiliates) may, for its own account, subscribe to the Equity Shares or enter into asset swaps, credit derivatives or other derivative transactions relating to the Equity Shares to be issued pursuant to the Issue at the same time as the offer and sale of the Equity Shares or in secondary market transactions. As a result of such transactions, the Book Running Lead Managers may hold long or short positions in the Equity Shares. These transactions may comprise a substantial portion of the Issue and no specific disclosure will be made of such positions. Affiliates of the Book Running Lead Managers may purchase Equity Shares. See “*Offshore Derivative Instruments*” and “*Representations by Investors*” on pages 10 and 5 respectively.

From time to time, the Book Running Lead Managers and their respective affiliates and associates may engage in transactions with and perform services for the Bank, group companies or affiliates in the ordinary course of business and have engaged, or may in the future engage, in transactions with, and perform services for the Bank, its Subsidiaries, and its group companies or affiliates, including but not limited to, commercial banking and investment banking transactions and advisory and trading services, for which they have received compensation and may in the future receive compensation.

Lock-up

Under the Placement Agreement, the Bank has agreed that it shall not, for a period commencing the date of the Placement Agreement and ending 90 days from the date of the Allotment, without the prior written consent of the Book Running Lead Managers, directly or indirectly (a) offer, sell or announce the intention to sell, pledge, issue, contract to issue, grant any option, right or warrant for the issuance and allotment, or otherwise dispose of or transfer, or establish or increase a put equivalent position or liquidate or decrease a call equivalent position with respect to, any Equity Shares or securities convertible into or exchangeable or exercisable for Equity Shares (including any warrants or other rights to subscribe for any Equity Shares), (b) enter into any swap or other agreement or any transaction that transfers, in whole or in part, directly or indirectly, any of the economic consequences associated with the ownership of any of the Equity Shares or any securities convertible into or exercisable or exchangeable for Equity Shares (regardless of whether any of the transactions described in clause (a) or (b) is to be settled by the delivery of Equity Shares or such other securities, in cash or otherwise), or (c) deposit Equity Shares with any other depository in connection with a depository receipt facility, or (d) enter into any transaction (including a transaction involving derivatives) having an economic effect similar to that of a sale or deposit of the Equity Shares in any depository receipt facility; or (e) publicly disclose any intention to enter into any transaction falling within (a) to (d) above or enter into any transaction falling within (a) to (d) above. Provided, however, that the foregoing shall not apply to (a) issuance of Equity Shares pursuant to the Issue, (b) any Equity Shares issued or options to purchase Equity Shares granted pursuant to existing employee benefit plans of the Bank referred to in the Preliminary Placement Document or (c) any Equity Shares issued to one or more Promoters within the overall limit of ₹ 180,000 million approved by the Board by way of the resolution dated 20 July 2019.

SELLING RESTRICTIONS

The distribution of this Preliminary Placement Document and the offer, sale or delivery of the Equity Shares in this Issue is restricted by law in certain jurisdictions. Therefore, persons who may come into possession of this Preliminary Placement Document are advised to consult with their own legal advisors as to what restrictions may be applicable to them and to observe such restrictions. This Preliminary Placement Document may not be used for the purpose of an offer or invitation in any circumstances in which such offer or invitation is not authorised.

General

No action has been taken or will be taken that would permit a public offering of the Equity Shares to occur in any jurisdiction other than India, or the possession, circulation or distribution of this Preliminary Placement Document or any other material relating to the Bank or the Equity Shares in any jurisdiction where action for such purpose is required. Accordingly, the Equity Shares may not be offered or sold, directly or indirectly, and neither this Preliminary Placement Document nor any offering materials or advertisements in connection with the Equity Shares may be distributed or published in or from any country or jurisdiction except under circumstances that will result in compliance with any applicable rules and regulations of any such country or jurisdiction. The Issue will be made in compliance with the applicable SEBI ICDR Regulations, Section 42 of the Companies Act read with Rule 14 of the PAS Rules and other applicable provisions of the Companies Act and the rules made thereunder. Each purchaser of the Equity Shares in the Issue will be deemed to have made acknowledgments and agreements as described under “**Transfer Restrictions**” on page 253.

Republic of India

This Preliminary Placement Document may not be distributed directly or indirectly in India or to residents of India and any Equity Shares may not be offered or sold directly or indirectly in India to, or for the account or benefit of, any resident of India except as permitted by applicable Indian laws and regulations, under which an offer is strictly on a private and confidential basis and is limited to Eligible QIBs and is not an offer to the public or any other class of investors other than Eligible QIBs. This Preliminary Placement Document has not been and will not be registered as a prospectus with the RoC, or an advertisement and will not be circulated or distributed to the public in India or any other jurisdiction, and will not constitute a public offer in India or any other jurisdiction.

Australia

This Preliminary Placement Document:

- does not constitute a product disclosure document or a prospectus under Chapter 6D.2 of the Corporations Act 2001 (Cth) (the “**Corporations Act**”);
- has not been, and will not be, lodged with the Australian Securities and Investments Commission (“**ASIC**”), as a disclosure document for the purposes of the Corporations Act and does not purport to include the information required of a disclosure document under Chapter 6D.2 of the Corporations Act;
- does not constitute or involve a recommendation to acquire, an offer or invitation for issue or sale, an offer or invitation to arrange the issue or sale, or an issue or sale, of interests to a “retail client” (as defined in section 761G of the Corporations Act and applicable regulations) in Australia; and
- may only be provided in Australia to select investors who are able to demonstrate that they fall within one or more of the categories of investors (“**Exempt Investors**”), available under section 708 of the Corporations Act.

The Equity Shares may not be directly or indirectly offered for subscription or purchased or sold, and no invitations to subscribe for or buy the Equity Shares may be issued, and no draft or definitive Preliminary Placement Document, advertisement or other offering material relating to any Equity Shares may be distributed in Australia, except where disclosure to investors is not required under Chapter 6D of the Corporations Act or is otherwise in compliance with all applicable Australian laws and regulations. By submitting an application for the Equity Shares, you represent and warrant to us that you are an Exempt Investor.

As any offer of Equity Shares under this Preliminary Placement Document will be made without disclosure in Australia under Chapter 6D.2 of the Corporations Act, the offer of those securities for resale in Australia within 12 months may, under section 707 of the Corporations Act, require disclosure to investors under Chapter 6D.2 if

none of the exemptions in section 708 applies to that resale. By applying for the Equity Shares you undertake to us that you will not, for a period of 12 months from the date of issue of the Equity Shares, offer, transfer, assign or otherwise alienate those securities to investors in Australia except in circumstances where disclosure to investors is not required under Chapter 6D.2 of the Corporations Act or where a compliant disclosure document is prepared and lodged with ASIC.

Bahrain

All applications for investment should be received, and any allotments should be made, in each case from outside Bahrain. This Preliminary Placement Document has been prepared for private information purposes of intended investors only who will be high net worth individuals and institutions. The Bank has not made and will not make any invitation to the public in the Kingdom of Bahrain and the Preliminary Placement Document will not be issued, passed to, or made available to the public generally. The Bahrain Monetary Agency (“BMA”) has not reviewed, nor has it approved, the Preliminary Placement Document or the marketing of Equity Shares in the Kingdom of Bahrain. Accordingly, Equity Shares may not be offered or sold in Bahrain or to residents thereof except as permitted by Bahrain law.

Canada

The Equity Shares will not be qualified for sale under the securities laws of any province or territory of Canada. The Equity Shares may only be offered, sold or distributed, directly or indirectly, in or to or for the benefit of a resident of, the Provinces of British Columbia, Alberta, Ontario or Québec, which is purchasing, or deemed to be purchasing, as a principal that is: (i) an accredited investor, as defined in National Instrument 45-106 Prospectus Exemptions (“NI 45-106”) or subsection 73.3(1) of the Securities Act (Ontario), and (ii) a permitted client, as defined in National Instrument 31-103 Registration Requirements, Exemptions and Ongoing Registrant Obligations and only through a dealer duly registered under the applicable securities laws of such provinces in circumstances where no exemption from the applicable registered dealer requirement is available. Any resale of the Equity Shares must be made in accordance with an exemption from, or in a transaction not subject to, the prospectus requirements of applicable securities laws.

This Preliminary Placement Document or any other offering material in connection with the offer of the Equity Shares has not been and will not be distributed or delivered in Canada other than to a resident of the Provinces of British Columbia, Alberta, Ontario or Québec in compliance with applicable securities laws. Prospective Canadian investors are advised that the information contained within this Preliminary Placement Document in relation to the Equity Shares has not been prepared with regard to matters that may be of particular concern to Canadian investors. Accordingly, prospective Canadian investors should consult with their own legal, financial and tax advisers concerning the information contained within this Preliminary Placement Document and any other offering material relating to the Equity Shares and as to the suitability of an investment in the Equity Shares in their particular circumstances.

Securities legislation in certain provinces or territories of Canada may provide a purchaser with remedies for rescission or damages if this Preliminary Placement Document or any other offering material constituting an “offering memorandum” under applicable Canadian securities laws (including any amendment to any such documents) contains a misrepresentation, provided that the remedies for rescission or damages are exercised by the purchaser within the time limit prescribed by the securities legislation of the purchaser’s province or territory. The purchaser should refer to any applicable provisions of the securities legislation of the purchaser’s province or territory for particulars of these rights or consult with a legal advisor.

Pursuant to section 3A.3 of National Instrument 33-105 Underwriting Conflicts (“NI 33-105”), the parties to this offering, including the Bank and the Book Running Lead Managers, as the case may be, are not required to comply with the disclosure requirements of NI 33-105 regarding underwriter conflicts of interest in connection with an offering of the Equity Shares.

Upon receipt of this Preliminary Placement Document, each Canadian purchaser hereby confirms that it has expressly requested that all documents evidencing or relating in any way to the sale of the Equity Shares described herein (including for greater certainty any purchase confirmation or any notice) be drawn up in the English language only. *Par la réception de la document d’offre, chaque acheteur canadien confirme par les présentes qu’il a expressément exigé que tous les documents faisant foi ou se rapportant de quelque manière que ce soit à la vente des valeurs mobilières décrites aux présentes (incluant, pour plus de certitude, toute confirmation d’achat ou tout avis) soient rédigés en anglais seulement.*

Cayman Islands

No offer or invitation to subscribe for Equity Shares may be made to the public in the Cayman Islands.

People's Republic of China

This Preliminary Placement Document does not constitute a public offer of the Equity Shares, whether by way of sale or subscription, in the People's Republic of China (the "PRC"). The Equity Shares are not being offered and may not be offered or sold, directly or indirectly, in the PRC to or for the benefit of, legal or natural persons of the PRC. According to legal and regulatory requirements of the PRC, the Equity Shares may, subject to the laws and regulations of the relevant jurisdictions, only be offered or sold to non-PRC natural or legal persons in any country other than the PRC.

European Economic Area

In relation to each Member State of the EEA (each a "**Member State**"), an offer to the public of any Equity Shares may not be made in that Member State, except if the Equity Shares are offered to the public in that Member State at any time under the following exemptions under the Prospectus Regulation (EU) 2017/1129 (and any amendment thereto) (the "**Prospectus Regulation**"):

- to any legal entity which is a qualified investor as defined in the Prospectus Regulation;
- to fewer than 150 natural or legal persons (other than qualified investors as defined in the Prospectus Regulation) subject to obtaining the prior consent of the Book Running Lead Managers for any such offer; or
- in any other circumstances falling within Article 1(4) of the Prospectus Regulation,

provided that no such offer of Equity Shares shall result in a requirement for the publication by the Bank or any of the Book Running Lead Managers of a prospectus pursuant to Article 3 of the Prospectus Regulation and each person who initially acquires Equity Shares or to whom any offer is made will be deemed to have represented that they are a "qualified investor" as defined in the Prospectus Regulation.

For the purposes of this section, the expression an "offer of Equity Shares to the public" in relation to any Equity Shares in any Member State means a communication to persons in any form and by any means presenting sufficient information on the terms of the offer and the Equity Shares to be offered so as to enable an investor to decide to purchase or subscribe for the Equity Shares.

In the case of any Equity Shares being offered to a financial intermediary, as that term is used in Article 5 of the Prospectus Regulation, such financial intermediary will also be deemed to have represented, acknowledged and agreed that the Equity Shares subscribed for or acquired by it in the Issue have not been subscribed for or acquired on a non-discretionary basis on behalf of, nor have they been subscribed for or acquired with a view to their offer or resale to persons in circumstances which may give rise to an offer of any Equity Shares to the public other than their offer or resale in a Member State to qualified investors (as so defined) or in circumstances in which the prior consent of the Book Running Lead Managers has been obtained to each such proposed offer or resale. The Bank, its directors, the Book Running Lead Managers and their affiliates, and others will rely upon the truth and accuracy of the foregoing representation, acknowledgement and agreement. Notwithstanding the above, a person who is not a qualified investor and who has notified the Book Running Lead Managers of such fact in writing may, with the consent of the Book Running Lead Managers, be permitted to subscribe for or purchase Equity Shares in the Issue.

Hong Kong

The Equity Shares have not been offered or sold and will not be offered or sold in Hong Kong, by means of any document, other than (a) to "professional investors" as defined in the Securities and Futures Ordinance (Cap. 571) of Hong Kong and any rules made under that Ordinance; or (b) in other circumstances which do not result in the document being a "prospectus" as defined in the Companies (Winding Up and Miscellaneous Provisions) Ordinance (Cap. 32) of Hong Kong or which do not constitute an offer to the public within the meaning of that Ordinance. No advertisement, invitation or document relating to the Equity Shares has been or may be issued or has been or may be in the possession of any person for the purposes of issue, whether in Hong Kong or elsewhere, which is directed at, or the contents of which are likely to be accessed or read by, the public of Hong Kong (except if permitted to do so under the securities laws of Hong Kong) other than with respect to Equity Shares which are or are intended to be

disposed of only to persons outside Hong Kong or only to “professional investors” as defined in the Securities and Futures Ordinance and any rules made under that Ordinance

Japan

The Equity Shares have not been and will not be registered under the Financial Instruments and Exchange Act of Japan (Law. No. 25 of 1948 as amended) (the “**FIEA**”) and disclosure under the FIEA has not been and will not be made with respect to the Equity Shares. No Equity Shares have, directly or indirectly, been offered or sold, and may not, directly or indirectly, be offered or sold in Japan or to, or for the benefit of, any resident of Japan as defined in the first sentence of Article 6, Paragraph 1, Item 5 of the Foreign Exchange and Foreign Trade Law of Japan (“**Japanese Resident**”) or to others for re-offering or re-sale, directly or indirectly in Japan or to, or for the benefit of, any Japanese Resident except (i) pursuant to an exemption from the registration requirements of the FIEA and (ii) in compliance with any other relevant laws, regulations and governmental guidelines of Japan.

If an offeree does not fall under a “qualified institutional investor” (tekikaku kikan toshika), as defined in Article 10, Paragraph 1 of the Cabinet Office Ordinance Concerning Definition Provided in Article 2 of the Financial Instruments and Exchange Act (the “**Qualified Institutional Investor**”), the Equity Shares will be offered in Japan by a private placement to small number of investors (shoninzu muke kanyu), as provided under Article 23-13, Paragraph 4 of the FIEA, and accordingly, the filing of a securities registration statement for a public offering pursuant to Article 4, Paragraph 1 of the FIEA has not been made.

If an offeree falls under the Qualified Institutional Investor, the Equity Shares will be offered in Japan by a private placement to the Qualified Institutional Investors (tekikaku kikan toshikamuke kanyu), as provided under Article 23-13, Paragraph 1 of the FIEA, and accordingly, the filing of a securities registration statement for a public offering pursuant to Article 4, Paragraph 1 of the FIEA has not been made. To subscribe the Equity Shares (the “QII Equity Shares”) such offeree will be required to agree that it will be prohibited from selling, assigning, pledging or otherwise transferring the QII Equity Shares other than to another Qualified Institutional Investor.

Jordan

The Equity Shares have not been and will not be offered, sold or delivered at any time, directly or indirectly, in the Hashemite Kingdom of Jordan in a manner that would constitute a public offering. This Preliminary Placement Document has not been and will not be reviewed or approved by, or registered with, the Jordan Securities Commission in accordance with its regulations and any other regulations in the Hashemite Kingdom of Jordan. The Equity Shares are not and will not be traded on the Amman Stock Exchange.

Each Book Running Lead Manager has represented and agreed that the Equity Shares have not been and will not be offered, sold or promoted or advertised by it in Jordan other than in compliance with the Securities Law No. (76) of 2002, as amended, the Law Regulating Dealings in Foreign Exchange No. (50) of 2008, and regulations issued pursuant to them governing the issue of offering and sale of securities. Without limiting the foregoing, each Manager has represented and agreed that the Equity Shares have not been and will not, in any manner, be offered, sold, promoted or advertised to more than thirty (30) persons in Jordan, without complying with the required approval and notification requirements set-out under the above-referenced laws and the regulations issued pursuant to them.

Republic of Korea

The Equity Shares have not been and will not be registered under the Financial Investments Services and Capital Markets Act of Korea and the decrees and regulations thereunder (the “**FSCMA**”), and the Equity Shares have been and will be offered in Korea as a private placement under the FSCMA. None of the Equity Shares may be offered, sold or delivered directly or indirectly, or offered or sold to any person for re-offering or resale, directly or indirectly, in Korea or to any resident of Korea except pursuant to the applicable laws and regulations of Korea, including the FSCMA and the Foreign Exchange Transaction Law of Korea and the decrees and regulations thereunder (the “**FETL**”). Furthermore, the purchaser of the Equity Shares shall comply with all applicable regulatory requirements (including but not limited to requirements under the FETL) in connection with the purchase of the Equity Shares. By the purchase of the Equity Shares, the relevant holder thereof will be deemed to represent and warrant that if it is in Korea or is a resident of Korea, it purchased the Equity Shares pursuant to the applicable laws and regulations of Korea.

Kuwait

The Equity Shares have not been authorised or licensed for offering, marketing or sale in the State of Kuwait. The distribution of the Preliminary Placement Document and the offering and sale of the Equity Shares in the State of Kuwait is restricted by law unless a license is obtained from the Kuwaiti Ministry of Commerce and Industry in accordance with Law 31 of 1990.

Malaysia

No prospectus or other offering material or document in connection with the offer and sale of the Equity Shares has been or will be registered with the Securities Commission of Malaysia (“**Commission**”) for the Commission’s approval pursuant to the Capital Markets and Services Act 2007. Accordingly, this Preliminary Placement Document and any other document or material in connection with the offer or sale, or invitation for subscription or purchase, of the Equity Shares may not be circulated or distributed, nor may the Equity Shares be offered or sold, or be made the subject of an invitation for subscription or purchase, whether directly or indirectly, to persons in Malaysia other than (i) a closed end fund approved by the Commission; (ii) a holder of a Capital Markets Services Licence; (iii) a person who acquires the Equity Shares, as principal, if the offer is on terms that the Equity Shares may only be acquired at a consideration of not less than RM250,000 (or its equivalent in foreign currencies) for each transaction; (iv) an individual whose total net personal assets or total net joint assets with his or her spouse exceeds RM3 million (or its equivalent in foreign currencies), excluding the value of the primary residence of the individual; (v) an individual who has a gross annual income exceeding RM300,000 (or its equivalent in foreign currencies) per annum in the preceding twelve months; (vi) an individual who, jointly with his or her spouse, has a gross annual income of RM400,000 (or its equivalent in foreign currencies), per annum in the preceding twelve months; (vii) a corporation with total net assets exceeding RM10 million (or its equivalent in a foreign currencies) based on the last audited accounts; (viii) a partnership with total net assets exceeding RM10 million (or its equivalent in foreign currencies); (ix) a bank licensee or insurance licensee as defined in the Labuan Financial Services and Securities Act 2010; (x) an Islamic bank licensee or takaful licensee as defined in the Labuan Financial Services and Securities Act 2010; and (xi) any other person as may be specified by the Commission; provided that, in the each of the preceding categories (i) to (xi), the distribution of the Equity Shares is made by a holder of a Capital Markets Services Licence who carries on the business of dealing in securities. The distribution in Malaysia of this Preliminary Placement Document is subject to Malaysian laws. This Preliminary Placement Document does not constitute and may not be used for the purpose of public offering or an issue, offer for subscription or purchase, invitation to subscribe for or purchase any securities requiring the registration of a prospectus with the Commission under the Capital Markets and Services Act 2007.

Mauritius

The Equity Shares may not be offered or sold, directly or indirectly, to the public in Mauritius. Neither this Preliminary Placement Document nor any offering material or information contained herein relating to the offer of Equity Shares may be released or issued to the public in Mauritius or used in connection with any such offer. This Preliminary Placement Document does not constitute an offer to sell Equity Shares to the public in Mauritius and is not a prospectus as defined under the Companies Act 2001.

New Zealand

This Preliminary Placement Document is not a prospectus. It has not been prepared or registered in accordance with the Securities Act 1978 of New Zealand (the “**New Zealand Securities Act**”). This Preliminary Placement Document is being distributed in New Zealand only to persons whose principal business is the investment of money or who, in the course of and for the purposes of their business, habitually invest money, within the meaning of section 3(2)(a)(ii) of the New Zealand Securities Act (“**Habitual Investors**”). By accepting this Preliminary Placement Document, each investor represents and warrants that if they receive this Preliminary Placement Document in New Zealand they are a Habitual Investor and they will not disclose this Preliminary Placement Document to any person who is not also a Habitual Investor.

Sultanate of Oman

This Preliminary Placement Document and the Equity Shares to which it relates may not be advertised, marketed, distributed or otherwise made available to any person in Oman without the prior consent of the Capital Market Authority (“**CMA**”) and then only in accordance with any terms and conditions of such consent. In connection with the offering of Equity Shares, no prospectus has been filed with the CMA. The offering and sale of Equity Shares described in the Preliminary Placement Document will not take place inside Oman. The Preliminary

Placement Document is strictly private and confidential and is being issued to a limited number of sophisticated investors, and may neither be reproduced, used for any other purpose, nor provided to any other person than the intended recipient hereof.

Qatar (excluding the Qatar Financial Centre)

The Equity Shares have not been offered, sold or delivered, and will not be offered, sold or delivered at any time, directly or indirectly, in the State of Qatar in a manner that would constitute a public offering. This Preliminary Placement Document has not been reviewed or registered with Qatari Government Authorities, whether under Law No. 25 (2002) concerning investment funds, Central Bank resolution No. 15 (1997), as amended, or any associated regulations. Therefore, this Preliminary Placement Document is strictly private and confidential, and is being issued to a limited number of sophisticated investors, and may not be reproduced or used for any other purposes, nor provided to any person other than the recipient thereof.

The Capital Market Authority does not make any representation as to the accuracy or completeness of this Preliminary Placement Document, and expressly disclaims any liability whatsoever for any loss arising from, or incurred in reliance upon, any part of this Preliminary Placement Document. Prospective purchasers of the Equity Shares offered hereby should conduct their own due diligence on the accuracy of the information relating to the Equity Shares. If you do not understand the contents of this Preliminary Placement Document, you should consult an authorized financial adviser.

Qatar Financial Centre

This Preliminary Placement Document does not, and is not intended to, constitute an invitation or offer of securities from or within the Qatar Financial Center (“QFC”), and accordingly should not be construed as such. This Preliminary Placement Document has not been reviewed or approved by or registered with the Qatar Financial Centre Authority, the Qatar Financial Centre Regulatory Authority or any other competent legal body in the QFC. This Preliminary Placement Document is strictly private and confidential, and may not be reproduced or used for any other purpose, nor provided to any person other than the recipient thereof. The Bank has not been approved or licensed by or registered with any licensing authorities within the QFC.

Saudi Arabia

This Preliminary Placement Document may not be distributed in the Kingdom of Saudi Arabia except to such persons as are permitted under the Offers of Securities Regulations as issued by the board of the Saudi Arabian Capital Market Authority (“CMA”) pursuant to resolution number 2-11-2004 dated October 4, 2004 as amended by resolution number 1-28-2008, as amended (the “CMA Regulations”). The CMA does not make any representation as to the accuracy or completeness of this Preliminary Placement Document and expressly disclaims any liability whatsoever for any loss arising from, or incurred in reliance upon, any part of this Preliminary Placement Document. Prospective purchasers of the securities offered hereby should conduct their own due diligence on the accuracy of the information relating to the securities. If you do not understand the contents of this Preliminary Placement Document, you should consult an authorized financial adviser.

Singapore

This Preliminary Placement Document has not been registered as a prospectus with the Monetary Authority of Singapore. Accordingly, this prospectus and any other document or material in connection with the offer or sale, or invitation for subscription or purchase, of Equity Shares may not be circulated or distributed, nor may the Equity Shares be offered or sold, or be made the subject of an invitation for subscription or purchase, whether directly or indirectly, to persons in Singapore other than (i) to an institutional investor under Section 274 of the Securities and Futures Act, Chapter 289 of Singapore (the “SFA”), (ii) to a relevant person pursuant to Section 275(1), or any person pursuant to Section 275(1A), and in accordance with the conditions specified in Section 275 of the SFA, or (iii) otherwise pursuant to, and in accordance with the conditions of, any other applicable provision of the SFA.

Where the Equity Shares are subscribed or purchased under Section 275 of the SFA by a relevant person which is:

- (a) a corporation (which is not an accredited investor (as defined in Section 4A of the SFA)) the sole business of which is to hold investments and the entire share capital of which is owned by one or more individuals, each of whom is an accredited investor; or

- (b) a trust (where the trustee is not an accredited investor) whose sole purpose is to hold investments and each beneficiary of the trust is an individual who is an accredited investor,

securities (as defined in Section 239(1) of the SFA) of that corporation or the beneficiaries' rights and interest (howsoever described) in that trust shall not be transferred within six months after that corporation or that trust has acquired the Equity Shares pursuant to an offer made under Section 275 of the SFA except:

- (a) to an institutional investor or to a relevant person defined in Section 275(2) of the SFA, or to any person arising from an offer referred to in Section 275(1A) or Section 276(4)(i)(B) of the SFA;
- (b) where no consideration is or will be given for the transfer;
- (c) where the transfer is by operation of law;
- (d) as specified in Section 276(7) of the SFA; or
- (e) as specified in Regulation 32 of the Securities and Futures (Offers of Investments) (Shares and Debentures) Regulations 2005 of Singapore.

Notification under Sections 309B(1)(a) and 309B(1)(c) of the SFA: We have determined, and hereby notify all relevant persons (as defined in Section 309A of the SFA) that the Equity Shares are: (A) prescribed capital markets products (as defined in the Securities and Futures (Capital Markets Products) Regulations 2018) and (B) Excluded Investment Products (as defined in MAS Notice SFA 04-N12: Notice on the Sale of Investment Products and MAS Notice FAAN16: Notice on Recommendations on Investment Products).

South Africa

Due to restrictions under the securities laws of South Africa, the Equity Shares are not offered, and the offer shall not be transferred, sold, renounced or delivered, in South Africa or to a person with an address in South Africa, unless one or other of the following exemptions applies:

- i. the offer, transfer, sale, renunciation or delivery is to:
 - (a) persons whose ordinary business is to deal in securities, as principal or agent;
 - (b) the South African Public Investment Corporation;
 - (c) persons or entities regulated by the Reserve Bank of South Africa;
 - (d) authorised financial service providers under South African law;
 - (e) financial institutions recognised as such under South African law;
 - (f) a wholly-owned subsidiary of any person or entity contemplated in (c), (d) or (e), acting as agent in the capacity of an authorised portfolio manager for a pension fund or collective investment scheme (in each case duly registered as such under South African law); or
 - (g) any combination of the person in (a) to (f); or
- ii. the total contemplated acquisition cost of the securities, for any single addressee acting as principal is equal to or greater than ZAR1,000,000.

No "offer to the public" (as such term is defined in the South African Companies Act, No. 71 of 2008 (as amended or re-enacted) (the "**South African Companies Act**")) in South Africa is being made in connection with the issue of the Equity Shares. Accordingly, this Preliminary Placement Document does not, nor is it intended to, constitute a "registered prospectus" (as that term is defined in the South African Companies Act) prepared and registered under the South African Companies Act and has not been approved by, and/or filed with, the South African Companies and Intellectual Property Commission or any other regulatory authority in South Africa. Any issue or offering of the Equity Shares in South Africa constitutes an offer of the Equity Shares in South Africa for subscription or sale in South Africa only to persons who fall within the exemption from "offers to the public" set out in section 96(1)(a) of the South African Companies Act. Accordingly, this Preliminary Placement Document must not be acted on or relied on by persons in South Africa who do not fall within section 96(1)(a) of the South African Companies Act (such persons being referred to as "**SA Relevant Persons**"). Any investment or investment

activity to which this Preliminary Placement Document relates is available in South Africa only to SA Relevant Persons and will be engaged in South Africa only with SA relevant persons.

Switzerland

The Equity Shares may not be publicly offered in Switzerland and will not be listed on the SIX Swiss Exchange (“SIX”) or on any other stock exchange or regulated trading facility in Switzerland. This Preliminary Placement Document does not constitute a prospectus within the meaning of, and has been prepared without regard to the disclosure standards for issuance prospectuses under art. 652a or art. 1156 of the Swiss Code of Obligations or the disclosure standards for listing prospectuses under art. 27 ff. of the SIX Listing Rules or the listing rules of any other stock exchange or regulated trading facility in Switzerland. Neither this document nor any other offering or marketing material relating to the Equity Shares or the offering may be publicly distributed or otherwise made publicly available in Switzerland.

Neither this Preliminary Placement Document nor any other offering or marketing material relating to the offering, the Bank, the Equity Shares have been or will be filed with or approved by any Swiss regulatory authority. In particular, this document will not be filed with, and the offer of Equity Shares will not be supervised by, the Swiss Financial Market Supervisory Authority and the offer of Equity Shares has not been and will not be authorized under the Swiss Federal Act on Collective Investment Schemes (“CISA”). The investor protection afforded to acquirers of interests in collective investment schemes under the CISA does not extend to acquirers of Equity Shares.

United Arab Emirates (excluding the Dubai International Financial Centre)

This document does not constitute or contain an offer of securities to the general public in the UAE. No offering, marketing, promotion, advertising or distribution (together, “Promotion”) of this document or the Equity Shares may be made to the general public in the United Arab Emirates (the “UAE”) unless: (a) such Promotion has been approved by the UAE Securities and Commodities Authority (the “SCA”) and is made in accordance with the laws and regulations of the UAE, including SCA Board of Directors’ Chairman Decision no. (3/R.M.) of 2017 (the “**Promotion and Introduction Regulations**”), and is made by an entity duly licensed to conduct such Promotion activities in the UAE; or (b) such Promotion is conducted by way of private placement made: (i) only to “Qualified Investors” (excluding “**High Net Worth Individuals**”) (as such terms are defined in the Promotion and Introduction Regulations); or (ii) otherwise in accordance with the laws and regulations of the UAE; or (c) such Promotion is carried out by way of reverse solicitation only upon an initiative made in writing by an investor in the UAE. None of the SCA, the UAE Central Bank, the UAE Ministry of Economy or any other regulatory authority in the UAE has reviewed or approved the contents of this document nor does any such entity accept any liability for the contents of this document.

Dubai International Financial Centre

This Preliminary Placement Document relates to an Exempt Offer in accordance with the Markets Rules 2012 of the Dubai Financial Services Authority (“DFSA”). This Preliminary Placement Document is intended for distribution only to persons of a type specified in the Markets Rules 2012 of the DFSA. It must not be delivered to, or relied on by, any other person. The DFSA has no responsibility for reviewing or verifying any documents in connection with Exempt Offers. The DFSA has not approved this prospectus supplement nor taken steps to verify the information set forth herein and has no responsibility for this Preliminary Placement Document. The securities to which this Preliminary Placement Document relates may be illiquid and/or subject to restrictions on their resale. Prospective purchasers of the securities offered should conduct their own due diligence on the securities. If you do not understand the contents of this Preliminary Placement Document you should consult an authorized financial advisor.

In relation to its use in the DIFC, this Preliminary Placement Document is strictly private and confidential and is being distributed to a limited number of investors and must not be provided to any person other than the original recipient, and may not be reproduced or used for any other purpose. The interests in the securities may not be offered or sold directly or indirectly to the public in the DIFC.

United Kingdom

This Preliminary Placement Document may not be distributed or circulated to any person in the United Kingdom other than to (i) persons who have professional experience in matters relating to investments falling within Article 19(5) of the Financial Services and Markets Act 2000 (Financial Promotion) Order 2005, as amended (the

“Order”); and (ii) high net worth entities falling within Article 49(2)(a) to (d) of the Order (all such persons together being referred to as “relevant persons”). This Preliminary Placement Document is directed only at relevant persons. Other persons should not act on this Preliminary Placement Document or any of its contents. This Preliminary Placement Document is confidential and is being supplied to you solely for your information and may not be reproduced, redistributed or passed on to any other person or published, in whole or in part, for any other purpose.

United States

Please see the section entitled “*Transfer Restrictions*” on page 253

TRANSFER RESTRICTIONS

Due to the following restrictions, investors are advised to consult their legal counsel prior to purchasing Equity Shares or making any resale, pledge or transfer of the Equity Shares.

Pursuant to Chapter VI of the SEBI ICDR Regulations, any resale of Equity Shares, except on the Stock Exchange, is not permitted for a period of one year from the date of Allotment. In addition to the above, allotments made to Eligible QIBs, including VCFs and AIFs, in the Issue may be subject to lock-in requirements, if any, under the rules and regulations that are applicable to them. For more information, see “*Selling Restrictions*” on page 244.

The Equity Shares have not been, and will not be registered, under the Securities Act of 1933, as amended (the “Securities Act”), or with any securities regulatory authority of any state or other jurisdiction in the United States and, unless so registered, may not be offered or sold within the United States (as defined in Regulation S under the Securities Act (“Regulation S”) except pursuant to an exemption from, or in a transaction not subject to, the registration requirements of the Securities Act and applicable state securities laws. Accordingly, the Equity Shares are only being offered and sold (i) within the United States to persons reasonably believed to be “qualified institutional buyers” (as defined in Rule 144A under the Securities Act and referred to in this Preliminary Placement Document as “U.S. QIBs”) in transactions exempt from the registration requirements of the Securities Act, and (ii) outside the United States in offshore transactions in reliance on Regulation S under the Securities Act and the applicable laws of the jurisdiction where those offers and sales occur. (For the avoidance of doubt, the term U.S. QIBs does not refer to a category of institutional investor defined under applicable Indian regulations and referred to in this Preliminary Placement Document as “QIBs”). Each purchaser of the Equity Shares will be deemed to have made the representations, agreements and acknowledgements as described under “*Transfer Restrictions*” on page 253

The Equity Shares have not been and will not be registered, listed or otherwise qualified in any other jurisdiction outside India and may not be offered or sold, and Bids may not be made by persons in any such jurisdiction, except in compliance with the applicable laws of such jurisdiction.

Until the expiry of 40 days after the commencement of this Issue, an offer or sale of Equity Shares within the United States by a dealer (whether or not it is participating in this Issue) may violate the registration requirements of the Securities Act.

Equity Shares Offered and Sold within the United States

Each purchaser that is acquiring the Equity Shares offered pursuant to this Issue within the United States, by its acceptance of this Preliminary Placement Document and of the Equity Shares, will be deemed to have acknowledged, represented to and agreed with the Bank and the Book Running Lead Managers that it has received a copy of this Preliminary Placement Document and such other information as it deems necessary to make an informed investment decision and that:

1. the purchaser is authorized to consummate the purchase of the Equity Shares offered pursuant to this Issue in compliance with all applicable laws and regulations;
2. the Equity Shares have not been and will not be registered under the Securities Act or with any securities regulatory authority of any state of the United States and accordingly may not be offered or sold within the United States except pursuant to an exemption from, or in a transaction not subject to, the registration requirements of the Securities Act;
3. the purchaser (i) is a U.S. QIB, (ii) is aware that the sale to it is being made in a transaction exempt from or not subject to the registration requirements of the Securities Act, and (iii) is acquiring such Equity Shares for its own account or for the account of a qualified institutional buyer with respect to which it exercises sole investment discretion;
4. the purchaser is not an affiliate of the Bank or a person acting on behalf of an affiliate;
5. if, in the future, the purchaser decides to offer, resell, pledge or otherwise transfer such Equity Shares, or any economic interest therein, such Equity Shares or any economic interest therein may be offered, sold, pledged or otherwise transferred only (A) (i) to a person whom the beneficial owner and/or any person acting on its behalf reasonably believes is a U.S. QIB in a transaction meeting the requirements of Rule 144A or another exemption from the registration requirements of the Securities Act or (ii) in an

offshore transaction complying with Rule 903 or Rule 904 of Regulation S under the Securities Act and (B) in accordance with all applicable laws, including the securities laws of the states of the United States. The purchaser understands that the transfer restrictions will remain in effect until the Bank determines, in its sole discretion, to remove them;

6. the Equity Shares are “restricted securities” within the meaning of Rule 144(a)(3) under the Securities Act and no representation is made as to the availability of the exemption provided by Rule 144 for resales of any such Equity Shares;
7. the purchaser will not deposit or cause to be deposited such Equity Shares into any depositary receipt facility established or maintained by a depositary bank other than a Rule 144A restricted depositary receipt facility, so long as such Equity Shares are “restricted securities” within the meaning of Rule 144(a)(3) under the Securities Act;
8. the purchaser agrees that neither the purchaser, nor any of its affiliates, nor any person acting on behalf of the purchaser or any of its affiliates, will make any “directed selling efforts” as defined in Regulation S under the Securities Act in the United States with respect to the Equity Shares;
9. the purchaser understands that such Equity Shares (to the extent they are in certificated form), unless the Bank determines otherwise in accordance with applicable law, will bear a legend substantially to the following effect:

THE EQUITY SHARES REPRESENTED HEREBY HAVE NOT BEEN AND WILL NOT BE REGISTERED UNDER THE U.S. SECURITIES ACT OF 1933, AS AMENDED (THE “SECURITIES ACT”) OR WITH ANY SECURITIES REGULATORY AUTHORITY OF ANY STATE OR OTHER JURISDICTION OF THE UNITED STATES AND MAY NOT BE OFFERED, SOLD, PLEDGED OR OTHERWISE TRANSFERRED EXCEPT (1) TO A PERSON WHOM THE SELLER OR ANY PERSON ACTING ON ITS BEHALF REASONABLY BELIEVES IS A QUALIFIED INSTITUTIONAL BUYER WITHIN THE MEANING OF RULE 144A UNDER THE SECURITIES ACT IN A TRANSACTION MEETING THE REQUIREMENTS OF RULE 144A OR ANOTHER EXEMPTION FROM THE REGISTRATION REQUIREMENTS OF THE SECURITIES ACT, OR (2) IN AN OFFSHORE TRANSACTION COMPLYING WITH RULE 903 OR RULE 904 OF REGULATION S UNDER THE SECURITIES ACT, IN EACH CASE IN ACCORDANCE WITH ANY APPLICABLE SECURITIES LAWS OF ANY STATE OF THE UNITED STATES; and

10. the purchaser acknowledges that the Bank, the Book Running Lead Managers, their respective affiliates and others will rely upon the truth and accuracy of the foregoing acknowledgements, representations and agreements and agrees that, if any of such acknowledgements, representations and agreements deemed to have been made by virtue of its purchase of such Equity Shares are no longer accurate, it will promptly notify the Bank, and if it is acquiring any of such Equity Shares as a fiduciary or agent for one or more accounts, it represents that it has sole investment discretion with respect to each such account and that it has full power to make the foregoing acknowledgements, representations and agreements on behalf of such account.

All Other Equity Shares Offered and Sold in this Issue

Each purchaser that is acquiring the Equity Shares offered pursuant to this Issue outside the United States, by its acceptance of this Preliminary Placement Document and of the Equity Shares offered pursuant to this Issue, will be deemed to have acknowledged, represented to and agreed with the Bank and the Book Running Lead Managers that it has received a copy of this Preliminary Placement Document and such other information as it deems necessary to make an informed investment decision and that:

1. the purchaser is authorized to consummate the purchase of the Equity Shares offered pursuant to this Issue in compliance with all applicable laws and regulations;
2. the purchaser acknowledges that the Equity Shares offered pursuant to this Issue have not been and will not be registered under the Securities Act or with any securities regulatory authority of any state of the United States and accordingly may not be offered or sold within the United States except pursuant to an exemption from, or in a transaction not subject to, the registration requirements of the Securities Act;

3. the purchaser is purchasing the Equity Shares offered pursuant to this Issue in an offshore transaction meeting the requirements of Rule 903 of Regulation S under the Securities Act;
4. the purchaser and the person, if any, for whose account or benefit the purchaser is acquiring the Equity Shares offered pursuant to this Issue, was located outside the United States at the time (i) the offer was made to it and (ii) when the buy order for such Equity Shares was originated and continues to be located outside the United States and has not purchased such Equity Shares for the account or benefit of any person in the United States or entered into any arrangement for the transfer of such Equity Shares or any economic interest therein to any person in the United States;
5. the purchaser is not an affiliate of the Bank or a person acting on behalf of an affiliate;
6. if, in the future, the purchaser decides to offer, resell, pledge or otherwise transfer such Equity Shares, or any economic interest therein, such Equity Shares or any economic interest therein may be offered, sold, pledged or otherwise transferred only (A) (i) to a person whom the beneficial owner and/or any person acting on its behalf reasonably believes is a U.S. QIB in a transaction meeting the requirements of Rule 144A or another exemption from the registration requirements of the Securities Act or (ii) in an offshore transaction complying with Rule 903 or Rule 904 of Regulation S under the Securities Act and (B) in accordance with all applicable laws, including the securities laws of the States of the United States. The purchaser understands that the transfer restrictions will remain in effect until the Bank determines, in its sole discretion, to remove them;
7. the purchaser agrees that neither the purchaser, nor any of its affiliates, nor any person acting on behalf of the purchaser or any of its affiliates, will make any “directed selling efforts” as defined in Regulation S under the Securities Act in the United States with respect to the Equity Shares;
8. the purchaser understands that such Equity Shares (to the extent they are in certificated form), unless the Bank determine otherwise in accordance with applicable law, will bear a legend substantially to the following effect:

THE EQUITY SHARES REPRESENTED HEREBY HAVE NOT BEEN AND WILL NOT BE REGISTERED UNDER THE U.S. SECURITIES ACT OF 1933, AS AMENDED (THE “SECURITIES ACT”) OR WITH ANY SECURITIES REGULATORY AUTHORITY OF ANY STATE OR OTHER JURISDICTION OF THE UNITED STATES AND MAY NOT BE OFFERED, SOLD, PLEDGED OR OTHERWISE TRANSFERRED EXCEPT (1) TO A PERSON WHOM THE SELLER OR ANY PERSON ACTING ON ITS BEHALF REASONABLY BELIEVES IS A QUALIFIED INSTITUTIONAL BUYER WITHIN THE MEANING OF RULE 144A UNDER THE SECURITIES ACT IN A TRANSACTION MEETING THE REQUIREMENTS OF RULE 144A OR ANOTHER EXEMPTION FROM THE REGISTRATION REQUIREMENTS OF THE SECURITIES ACT, OR (2) IN AN OFFSHORE TRANSACTION COMPLYING WITH RULE 903 OR RULE 904 OF REGULATION S UNDER THE SECURITIES ACT, IN EACH CASE IN ACCORDANCE WITH ANY APPLICABLE SECURITIES LAWS OF ANY STATE OF THE UNITED STATES.
9. the Bank will not recognize any offer, sale, pledge or other transfer of such Equity Shares made other than in compliance with the above-stated restrictions; and
10. the purchaser acknowledges that the Bank, the Book Running Lead Managers, their respective affiliates and others will rely upon the truth and accuracy of the foregoing acknowledgements, representations and agreements and agrees that, if any of such acknowledgements, representations and agreements deemed to have been made by virtue of its purchase of such Equity Shares are no longer accurate, it will promptly notify the Bank, and if it is acquiring any of such Equity Shares as a fiduciary or agent for one or more accounts, it represents that it has sole investment discretion with respect to each such account and that it has full power to make the foregoing acknowledgements, representations and agreements on behalf of such account.

In relation to each Member State of the EEA (each a “**Member State**”), an offer to the public of any Equity Shares may not be made in that Member State, except if the Equity Shares are offered to the public in that Member State at any time under the following exemptions under the Prospectus Regulation (EU) 2017/1129 (and any amendment thereto) (the “**Prospectus Regulation**”):

- to any legal entity which is a qualified investor as defined in the Prospectus Regulation;
- to fewer than 150 natural or legal persons (other than qualified investors as defined in the Prospectus Regulation) subject to obtaining the prior consent of the Book Running Lead Managers for any such offer; or
- in any other circumstances falling within Article 1(4) of the Prospectus Regulation,

provided that no such offer of Equity Shares shall result in a requirement for the publication by the Bank or any of the Book Running Lead Managers of a prospectus pursuant to Article 3 of the Prospectus Regulation and each person who initially acquires Equity Shares or to whom any offer is made will be deemed to have represented that they are a “qualified investor” as defined in the Prospectus Regulation. For the purposes of this section, the expression an “offer of Equity Shares to the public” in relation to any Equity Shares in any Member State means a communication to persons in any form and by any means presenting sufficient information on the terms of the offer and the Equity Shares to be offered so as to enable an investor to decide to purchase or subscribe for the Equity Shares.

In the case of any Equity Shares being offered to a financial intermediary, as that term is used in Article 5 of the Prospectus Regulation, such financial intermediary will also be deemed to have represented, acknowledged and agreed that the Offer Shares subscribed for or acquired by it in the Issue have not been subscribed for or acquired on a non-discretionary basis on behalf of, nor have they been subscribed for or acquired with a view to their offer or resale to persons in circumstances which may give rise to an offer of any Equity Shares to the public other than their offer or resale in a Member State to qualified investors (as so defined) or in circumstances in which the prior consent of the Book Running Lead Managers has been obtained to each such proposed offer or resale. The Bank, its directors, the Book Running Lead Managers and their affiliates, and others will rely upon the truth and accuracy of the foregoing representation, acknowledgement and agreement. Notwithstanding the above, a person who is not a qualified investor and who has notified the Book Running Lead Managers of such fact in writing may, with the consent of the Book Running Lead Managers, be permitted to subscribe for or purchase Equity Shares in the Issue.

The Bank, the Book Running Lead Managers and their affiliates, and others will rely upon the truth and accuracy of the foregoing representation, acknowledgement and agreement.

Bidders are advised to ensure that any Bid from them does not exceed the investment limits or maximum number of Equity Shares that can be held by them under applicable law.

THE SECURITIES MARKET OF INDIA

The information in this section has been extracted from documents available on the website of SEBI and the Stock Exchanges and has not been prepared or independently verified by the Bank or the Book Running Lead Managers or any of their respective affiliates or advisors.

Indian Stock Exchanges

Indian stock exchanges are regulated primarily by SEBI, as well as by the Government acting through the Ministry of Finance, Capital Markets Division, under the Securities Contracts (Regulation) Act, 1956 (the “**SCRA**”) and the SCRR. On 20 June 2012, SEBI, in exercise of its powers under the SCRA and the SEBI Act, notified the Securities Contracts (Regulation) (Stock Exchanges and Clearing Corporations) Regulations, 2012 (the “**SCR (SECC) Rules**”), which regulate *inter alia* the recognition, ownership and internal governance of stock exchanges and clearing corporations in India together with providing for minimum capitalisation requirements for stock exchanges. The SCRA, the SCRR and the SCR (SECC) Rules along with various rules, bye-laws and regulations of the respective stock exchanges, regulate the recognition of stock exchanges, the qualifications for membership thereof and the manner, in which contracts are entered into, settled and enforced between members of the stock exchanges.

The SEBI Act empowers SEBI to regulate the Indian securities markets, including stock exchanges and intermediaries in the capital markets, promote and monitor self-regulatory organisation and prohibit fraudulent and unfair trade practices. Regulations concerning minimum disclosure requirements by public companies, rules and regulations concerning investor protection, insider trading, substantial acquisitions of shares and takeover of companies, buy-backs of securities, employee stock option schemes, stockbrokers, merchant bankers, underwriters, mutual funds, foreign portfolio investor, credit rating agencies and other capital market participants have been notified by the relevant regulatory authority.

BSE

Established in 1875, it is the oldest stock exchange in India. In 1956, it became the first stock exchange in India to obtain permanent recognition from the Government under the SCRA. Pursuant to the BSE (Corporatisation and Demutualisation) Scheme 2005 of the SEBI, with effect from 19 August 2005, the BSE was incorporated as a company under the Companies Act, 1956.

NSE

The NSE was established by financial institutions and banks to provide nationwide online, satellite-linked, screen-based trading facilities with market-makers and electronic clearing and settlement for securities including government securities, debentures, public sector bonds and units. The NSE was recognised as a stock exchange under the SCRA in April 1993.

Listing and delisting of Securities

The listing of securities on a recognised Indian stock exchange is regulated by the applicable Indian laws including the Companies Act, 2013 the SCRA, the SCRR, the SEBI Act and various guidelines and regulations issued by the SEBI including the SEBI ICDR Regulations and the SEBI Listing Regulations. The SCRA empowers the governing body of each recognised stock exchange to suspend trading of or withdraw admission to dealings in a listed security for breach of or non-compliance with any conditions or breach of company’s obligations under the SEBI Listing Regulations or for any reason, subject to the issuer receiving prior written notice of the intent of the exchange and upon granting of a hearing in the matter. SEBI also has the power to amend the SEBI Listing Regulations and bye-laws of the stock exchanges in India, to overrule a stock exchange’s governing body and withdraw recognition of a recognised stock exchange.

Further the Securities and Exchange Board of India (Delisting of Equity Shares) Regulations, 2009, as amended govern the voluntary and compulsory delisting of equity shares from the stock exchanges.

SEBI Listing Regulations

Public listed companies are required under the SEBI Listing Regulations to prepare and circulate to their shareholders audited annual accounts which comply with the disclosure requirements and regulations governing their manner of presentation and which include sections relating to corporate governance, related party transactions and management’s discussion and analysis as required under the SEBI Listing Regulations. In

addition, a listed company is subject to continuing disclosure requirements pursuant to the terms of the SEBI Listing Regulations.

Minimum Level of Public Shareholding

All listed companies (except public sector undertakings) are required to maintain a minimum public shareholding of 25.00%. In this regard, SEBI has provided several mechanisms to comply with this requirement. Where the public shareholding in a listed company falls below 25.00% at any time, such company shall bring the public shareholding to 25.00% within a maximum period of 12 months from the date of such the public shareholding having fallen below the 25.00% threshold. The Bank is in compliance with this minimum public shareholding.

Index-Based Market-Wide Circuit Breaker System

In order to restrict abnormal price volatility in any particular stock, the SEBI has instructed stock exchanges to apply daily circuit breakers which do not allow transactions beyond a certain level of price volatility. The index-based market-wide circuit breaker system (equity and equity derivatives) applies at three stages of the index movement, at 10.00%, 15.00% and 20.00%. These circuit breakers, when triggered, bring about a co-ordinated trading halt in all equity and equity derivative markets nationwide. The market-wide circuit breakers are triggered by movement of either the SENSEX of the BSE or the CNX NIFTY of the NSE, whichever is breached earlier.

In addition to the market-wide index-based circuit breakers, there are currently in place individual scrip-wise price bands of 20.00% movements either up or down. However, no price bands are applicable on scrips on which derivative products are available or scrips included in indices on which derivative products are available.

The stock exchanges in India can also exercise the power to suspend trading during periods of market volatility. Margin requirements are imposed by stock exchanges that are required to be paid by the stockbrokers.

Internet-based Securities Trading and Services

Internet trading takes place through order routing systems, which route client orders to exchange trading systems for execution. Stock brokers interested in providing this service are required to apply for permission to the relevant stock exchange and also have to comply with certain minimum conditions stipulated by SEBI. The NSE became the first exchange to grant approval to its members for providing internet-based trading services. Internet trading is possible on both the “equities” as well as the “derivatives” segments of the NSE.

Trading Hours

Trading on both the NSE and the BSE occurs from Monday to Friday, between 9:15 a.m. and 3:30 p.m. IST (excluding the 15 minutes pre-open session from 9:00 a.m. to 9:15 a.m.). The BSE and the NSE are closed on public holidays. The recognised stock exchanges have been permitted to set their own trading hours (in the cash and derivatives segments) subject to the condition that (i) the trading hours are between 9.00 a.m. and 5.00 p.m.; and (ii) the stock exchange has in place a risk management system and infrastructure commensurate to the trading hours.

Trading Procedure

In order to facilitate smooth transactions, the BSE replaced its open outcry system with BSE On-line Trading facility in 1995. This totally automated screen based trading in securities was put into practice nation-wide. This has enhanced transparency in dealings and has assisted considerably in smoothening settlement cycles and improving efficiency in back-office work.

NSE has introduced a fully automated trading system called National Exchange for Automated Trading (“NEAT”), which operates on strict time/price priority besides enabling efficient trade. NEAT has provided depth in the market by enabling large number of members all over India to trade simultaneously, narrowing the spreads.

SEBI Takeover Regulations

Disclosure and mandatory bid obligations for listed Indian companies under Indian law are governed by the SEBI Takeover Regulations, which provides for specific regulations in relation to substantial acquisition of shares and takeover. Once the equity shares of a company are listed on a stock exchange in India, the provisions of the SEBI Takeover Regulations will apply to any acquisition of the company’s shares/voting rights/control. The SEBI Takeover Regulations prescribes certain thresholds or trigger points in the shareholding a person or entity has in

the listed Indian company, which give rise to certain obligations on part of the acquirer. Acquisitions up to a certain threshold prescribed under the SEBI Takeover Regulations mandate specific disclosure requirements, while acquisitions crossing particular thresholds may result in the acquirer having to make an open offer of the shares of the target company. The SEBI Takeover Regulations also provides for the possibility of indirect acquisitions, imposing specific obligations on the acquirer in case of such indirect acquisition.

Prohibition of Insider Trading Regulations

The Insider Trading Regulations prohibit and penalise insider trading in India. An insider is, among other things, prohibited from dealing in the securities of a listed company when in possession of unpublished price sensitive information, subject to certain limited exceptions.

The Insider Trading Regulations also provide disclosure obligations for shareholders holding more than a pre-defined percentage, and directors and officers, with respect to their shareholding in the company, and the changes therein. The definition of “insider” includes any person who has received or has had access to unpublished price sensitive information in relation to securities of a company or any person reasonably expected to have access to unpublished price sensitive information in relation to securities of a company and who is or was connected with the company or is deemed to have been connected with the company.

Depositories

The Depositories Act provides a legal framework for the establishment of depositories to record ownership details and effect transfer in book-entry form. Further, SEBI framed regulations in relation to the registration of such depositories, the registration of participants as well as the rights and obligations of the depositories, participants, companies and beneficial owners. The depository system has significantly improved the operation of the Indian securities markets.

Derivatives (Futures and Options)

Trading in derivatives is governed by the SCRA, the SCRR and the SEBI Act. The SCRA was amended in February 2000 and derivatives contracts were included within the term “securities”, as defined by the SCRA. Trading in derivatives in India takes place either on separate and independent derivatives exchanges or on a separate segment of an existing stock exchange. The derivatives exchange or derivatives segment of a stock exchange functions as a self-regulatory organisation under the supervision of the SEBI.

U.S. FEDERAL INCOME TAX CONSIDERATIONS

The following discussion describes certain U.S. federal income tax consequences to U.S. Holders (as defined below) under present law of an investment in the Equity Shares. This summary applies only to U.S. Holders (except for the discussion below under “—*FATCA*”, which applies to all holders) that acquire Equity Shares in exchange for cash in the Offering, hold Equity Shares as capital assets within the meaning of Section 1221 of the Code (as defined below) and have the U.S. dollar as their functional currency.

This discussion is based on the tax laws of the United States as in effect on the date of this Preliminary Placement Document, including the Internal Revenue Code of 1986, as amended (the “**Code**”), its legislative history and U.S. Treasury Regulations in effect or, in some cases, proposed, as of the date of this Offering Memorandum, as well as judicial and administrative interpretations thereof available on or before such date. All of the foregoing authorities are subject to change, and any such change could apply retroactively and could affect the U.S. federal income tax consequences described below. The statements in this Preliminary Placement Document are not binding on the U.S. Internal Revenue Service (the “**IRS**”) or any court, and thus there can be no assurance that the U.S. federal income tax consequences discussed below will not be challenged by the IRS or will be sustained by a court if challenged by the IRS. Furthermore, this summary does not address any estate or gift tax consequences, any state, local or non-U.S. tax consequences or any other tax consequences other than U.S. federal income tax consequences.

The following discussion does not describe all the tax consequences that may be relevant to any particular investor or to persons in special tax situations such as:

- banks and certain other financial institutions;
- regulated investment companies;
- real estate investment trusts;
- insurance companies;
- individual retirement accounts and other tax-deferred accounts;
- broker-dealers;
- traders that elect to mark to market;
- tax-exempt entities;
- persons holding Equity Shares in connection with a trade or business outside of the United States;
- persons liable for alternative minimum tax or the Medicare contribution tax on net investment income;
- U.S. expatriates;
- persons holding Equity Shares as part of a straddle, hedging, constructive sale, conversion or integrated transaction;
- persons that actually or constructively own 10 percent or more of the Bank’s stock (by vote or value);
- persons subject to U.S. federal income special tax accounting rules as a result of any item of gross income with respect to Equity Shares being taken into account in an applicable financial statement;
- persons that are resident or ordinarily resident in or have a permanent establishment in a jurisdiction outside the United States;
- persons who acquired Equity Shares pursuant to the exercise of any employee share option or otherwise as compensation; or
- persons holding Equity Shares through partnerships or other pass-through entities or arrangements.

THE SUMMARY OF U.S. FEDERAL INCOME TAX CONSEQUENCES SET OUT BELOW IS FOR GENERAL INFORMATION ONLY. PROSPECTIVE PURCHASERS ARE URGED TO CONSULT THEIR TAX ADVISORS ABOUT THE APPLICATION OF THE U.S. FEDERAL TAX RULES TO THEIR PARTICULAR CIRCUMSTANCES AS WELL AS THE STATE, LOCAL AND NON-U.S. TAX CONSEQUENCES TO THEM OF THE PURCHASE, OWNERSHIP AND DISPOSITION OF EQUITY SHARES.

As used herein, the term “**U.S. Holder**” means a beneficial owner of Equity Shares that, for U.S. federal income tax purposes, is or is treated as:

- (i) an individual who is a citizen or resident of the United States;
- (ii) a corporation created or organized in or under the laws of the United States, any state thereof or the District of Columbia;
- (iii) an estate whose income is subject to U.S. federal income taxation regardless of its source; or
- (iv) a trust that (1) is subject to the supervision of a court within the United States and the control of one or more U.S. persons or (2) has a valid election in effect under applicable U.S. Treasury regulations to be treated as a U.S. person.

The tax treatment of a partner in an entity or arrangement treated as a partnership for U.S. federal income tax purposes that holds Equity Shares generally will depend on such partner’s status and the activities of the partnership. Prospective investors that are partners in entities or arrangements treated as partnerships for U.S. federal income tax purposes should consult their tax advisors concerning the U.S. federal income tax consequences to them and their partners of the purchase, ownership and disposition of Equity Shares by the partnership.

Escrowed Funds

Under the terms of the Offering, the Application Amount with respect to Bids for Equity Shares will be placed into the Escrow Account (such amount, the “**Escrowed Funds**”) and, subject to satisfaction of certain conditions, will be released to the Bank upon completion of the Offering. The U.S. federal income tax treatment of the Escrowed Funds is not clear. To the extent relevant for U.S. federal income tax purposes, the Bank intends to treat the Bank as the beneficial owner of the Escrowed Funds (and any income earned on such funds) and to treat the holding period of the Equity Shares received by a U.S. Holder as commencing only upon the release of the Escrowed Funds to the Bank. A U.S. Holder could, however, be treated as the beneficial owner of the portion of income earned on the Escrowed Funds that is allocable to such U.S. Holder on a current basis, even if the U.S. Holder does not receive payment of any amounts from the Escrowed Funds. It is possible that the release of the Escrowed Funds could result in a taxable exchange of the Equity Shares. Furthermore, a U.S. Holder may be required to recognize foreign exchange gain or loss in respect of such Escrowed Funds and could be subject to other adverse U.S. federal income tax consequences not discussed herein. Prospective investors should consult their tax advisors concerning the U.S. federal income tax consequences relating to the Escrow Account and the Escrowed Funds.

Dividends and other distributions on Equity Shares

Subject to the passive foreign investment company (“**PFIC**”) considerations discussed below, the gross amount of distributions made by the Bank with respect to Equity Shares (including the amount of any non-U.S. taxes withheld therefrom, if any) generally will be includible as dividend income in a U.S. Holder’s gross income, to the extent such distributions are paid out of the Bank’s current or accumulated earnings and profits, as determined under U.S. federal income tax principles. Because the Bank does not maintain calculations of its earnings and profits under U.S. federal income tax principles, a U.S. Holder should expect all cash distributions will be reported as dividends for U.S. federal income tax purposes. Such dividends will not be eligible for the dividends-received deduction allowed to U.S. corporations with respect to dividends received from other U.S. corporations. Dividends received by non-corporate U.S. Holders may be eligible for “qualified dividend income” treatment, which is taxed at the lower applicable capital gains rate, provided that (1) the Bank is eligible for the benefits of the tax treaty between the United States and India, (2) the Bank is not a PFIC (as discussed below) for either the taxable year in which the dividend was paid or the preceding taxable year, (3) the U.S. Holder satisfies certain holding period requirements and (4) the U.S. Holder is not under an obligation to make related payments with

respect to positions in substantially similar or related property. U.S. Holders should consult their tax advisors regarding the availability of the lower rate for dividends paid with respect to Equity Shares..

The amount of any distribution paid in foreign currency will be equal to the U.S. dollar value of such currency, translated at the spot rate of exchange on the date such distribution is received, regardless of whether the payment is in fact converted into U.S. dollars at that time.

Dividends on the Equity Shares generally will constitute foreign source income for foreign tax credit limitation purposes. Subject to certain complex conditions and limitations, Indian taxes withheld on any distributions on the Equity Shares may be eligible for credit against a U.S. Holder's federal income tax liability. If a refund of the tax withheld is available under the laws of India, the amount of tax withheld that is refundable will not be eligible for such credit against a U.S. Holder's U.S. federal income tax liability (and will not be eligible for the deduction against U.S. federal taxable income). If the dividends constitute qualified dividend income as discussed above, the amount of the dividend taken into account for purposes of calculating the foreign tax credit limitation will generally be limited to the gross amount of the dividend, multiplied by the reduced rate applicable to the qualified dividend income, divided by the highest rate of tax normally applicable to dividends. The limitation on foreign taxes eligible for credit is calculated separately with respect to specific classes of income. For this purpose, dividends distributed by the Bank with respect to Equity Shares will generally constitute "passive category income". A U.S. Holder should expect not to be able to claim a U.S. foreign tax credit for any dividend distribution tax imposed on and payable by the Bank. The rules relating to the determination of the U.S. foreign tax credit are complex, and U.S. Holders should consult their tax advisors regarding the availability of a foreign tax credit in their particular circumstances and the possibility of claiming a deduction (in lieu of the foreign tax credit) for any foreign taxes paid or withheld.

Sale or other taxable disposition of Equity Shares

Subject to the PFIC rules discussed below, upon a sale or other taxable disposition of Equity Shares, a U.S. Holder generally will recognize capital gain or loss in an amount equal to the difference between the amount realized and the U.S. Holder's adjusted tax basis in such Equity Shares. Any such gain or loss generally will be treated as long term capital gain or loss if the U.S. Holder's holding period in the Equity Shares exceeds one year. Non-corporate U.S. Holders (including individuals) generally are subject to U.S. federal income tax on long-term capital gain at preferential rates. The deductibility of capital losses is subject to significant limitations. Gain or loss, if any, realized by a U.S. Holder on the sale or other disposition of Equity Shares generally will be treated as U.S. source gain or loss for U.S. foreign tax credit limitation purposes. As a result, the use of U.S. foreign tax credits relating to any Indian income tax imposed upon gains in respect of Equity Shares may be limited. U.S. Holders should consult their tax advisors regarding the tax consequences if Indian taxes are imposed on a taxable disposition of Equity Shares and their ability to credit any Indian tax against their U.S. federal income tax liability.

If the consideration received upon the sale or other disposition of Equity Shares is paid in foreign currency, the amount realized will be the U.S. dollar value of the payment received, translated at the spot rate of exchange on the date of the sale or other disposition. The Equity Shares are listed on the BSE Limited and the National Stock Exchange of India Limited. If the Equity Shares are treated as traded on an established securities market and the relevant U.S. Holder is either a cash basis taxpayer or an accrual basis taxpayer who has made a special election (which must be applied consistently from year to year and cannot be changed without the consent of the IRS), such holder will determine the U.S. dollar value of the amount realized in foreign currency by translating the amount received at the spot rate of exchange on the settlement date of the sale. If the Equity Shares are not treated as traded on an established securities market, or the relevant U.S. Holder is an accrual basis taxpayer that does not elect to determine the amount realized using the spot rate on the settlement date, such U.S. Holder will recognize foreign currency gain or loss to the extent of any difference between the U.S. dollar amount realized on the date of sale or disposition (as determined above) and the U.S. dollar value of the currency received translated at the spot rate on the settlement date, and such gain or loss generally will constitute U.S. source ordinary income or loss.

A U.S. Holder's initial tax basis in Equity Shares generally will equal the cost of such Equity Shares. If a U.S. Holder used foreign currency to purchase the Equity Shares, the cost of the Equity Shares will be the U.S. dollar value of the foreign currency purchase price on the date of purchase, translated at the spot rate of exchange on that date. If the Equity Shares are treated as traded on an established securities market and the relevant U.S. Holder is either a cash basis taxpayer or an accrual basis taxpayer who has made the special election described above, such holder will determine the U.S. dollar value of the cost of such Equity Shares by translating the amount paid at the spot rate of exchange on the settlement date of the purchase.

Passive Foreign Investment Company considerations

The Company will be classified as a PFIC for any taxable year if either: (a) at least 75% of its gross income is “passive income” for purposes of the PFIC rules or (b) at least 50% of the value of its assets (determined on the basis of a quarterly average) is attributable to assets that produce or are held for the production of passive income. Passive income for this purpose generally includes, among other things, dividends, interest, royalties, rents and gains from commodities and securities transactions and from the sale or exchange of property that gives rise to passive income. However, under proposed U.S. Treasury Regulations and a notice from the IRS, special rules apply to income derived in the active conduct of a banking business. For purposes of determining whether the Bank is a PFIC, the Bank will be treated as owning its proportionate share of the assets and earning its proportionate share of the income of any other corporation in which it owns, directly or indirectly, 25% or more (by value) of the stock.

Under the PFIC rules, if the Bank were considered a PFIC at any time that a U.S. Holder holds the Equity Shares, the Bank would continue to be treated as a PFIC with respect to such investment unless (i) the Bank ceases to be a PFIC and (ii) the U.S. Holder has made a “deemed sale” election under the PFIC rules.

Based on the current and anticipated composition of the income, assets (including their expected values) and operations of the Bank and its subsidiaries and the application to the Bank and its subsidiaries of the relevant PFIC rules governing banks referred to above, the Bank does not expect to be treated as a PFIC for the current taxable year or in the foreseeable future. Whether the Bank is treated as a PFIC is a factual determination that must be made annually after the close of each taxable year. This determination will depend on, among other things, the composition of the income and assets, as well as the value of the assets (which may fluctuate with the Bank’s market capitalization) of the Bank and its subsidiaries from time to time. In addition, the manner in which the PFIC rules governing banks apply to the Bank and its subsidiaries is unclear in some respects. Some of the administrative guidance governing the application of the PFIC rules to banks is in the form of proposed U.S. Treasury Regulations and may change significantly when finalized, and new or revised regulations or pronouncements interpreting or clarifying the PFIC bank provisions may be forthcoming. Therefore, there can be no assurance that the Bank will not be classified as a PFIC in any taxable year.

If the Bank were a PFIC for any taxable year during which a U.S. Holder held Equity Shares, gain recognized by a U.S. Holder on a sale or other disposition (including certain pledges) of the Equity Shares, as well as the amount of any “excess distribution” (defined below) received by the U.S. Holder, would be allocated ratably over the U.S. Holder’s holding period for the Equity Shares. The amounts allocated to the taxable year of the sale or other disposition and to any year before the Bank became a PFIC would be taxed as ordinary income. The amount allocated to each other taxable year would be subject to tax at the highest rate in effect for individuals or corporations, as appropriate, for that taxable year, and an interest charge would be imposed on the tax on such amount. For purposes of these rules, an excess distribution is the amount by which any distribution received by a U.S. Holder on its Equity Shares exceeds 125 percent of the average of the annual distributions on the Equity Shares received during the preceding three years or the U.S. Holder’s holding period, whichever is shorter. In addition, if the Bank is a PFIC and any of its subsidiaries is also a PFIC, a U.S. Holder may also be subject to the adverse tax consequences described above with respect to any gain or “excess distribution” realized or deemed realized in respect of such lower-tier PFIC. If the Bank is considered a PFIC, a U.S. Holder will also be subject to annual information reporting requirements. Certain elections may be available that would result in alternative treatments (such as mark-to-market treatment) of the Equity Shares if the Bank is considered a PFIC. U.S. Holders should consult their tax advisors to determine whether any of these elections would be available and, if so, what the consequences of the alternative treatments would be in their particular circumstances in the event the company were a PFIC.

FATCA

Certain provisions of the Code and applicable U.S. Treasury Regulations commonly referred to as FATCA may impose 30 percent withholding on “foreign passthru payments” made by a “foreign financial institution” (an “**FFI**”). Under current guidance, the term “foreign passthru payment” is not defined and it is therefore not clear whether or to what extent payments on the Equity Shares would be considered foreign passthru payments. Withholding on foreign passthru payments would not be required with respect to payments made before the date that is two years after the date of publication in the Federal Register of final regulations defining the term “foreign passthru payment.” The United States has entered into an intergovernmental agreement with India (the “**IGA**”) which potentially modifies the FATCA withholding regime described above. The Company has registered as an FFI with the IRS and believes that it and its subsidiaries may be subject to diligence, reporting and withholding obligations under the FATCA rules and the IGA. It is not yet clear how the IGA will address foreign passthru

payments. Prospective investors in the Equity Shares should consult their tax advisors regarding the potential impact of FATCA, the IGA and any non-U.S. legislation implementing FATCA, on their investment in the Equity Shares.

Information reporting and backup withholding

Dividend payments with respect to Equity Shares and proceeds from the sale, exchange or redemption of Equity Shares may be subject to information reporting to the IRS and U.S. backup withholding. A U.S. Holder may be eligible for an exemption from backup withholding if the U.S. Holder furnishes a correct taxpayer identification number and makes any other required certification or is otherwise exempt from backup withholding. U.S. Holders who are required to establish their exempt status may be required to provide such certification on IRS Form W-9. U.S. Holders should consult their tax advisors regarding the application of the U.S. information reporting and backup withholding rules.

Backup withholding is not an additional tax. Amounts withheld as backup withholding may be credited against a U.S. Holder's U.S. federal income tax liability, and such U.S. Holder may obtain a refund of any excess amounts withheld under the backup withholding rules by timely filing an appropriate claim for refund with the IRS and furnishing any required information.

Additional information reporting requirements

Under U.S. information reporting rules applicable to "specified foreign financial assets," certain U.S. Holders may be required to report information relating to an interest in Equity Shares, subject to certain exceptions (including an exception for Equity Shares held in accounts maintained by certain financial institutions). Penalties can apply if U.S. Holders fail to satisfy such reporting requirements. U.S. Holders should consult their tax advisors regarding the applicability of these requirements to their acquisition and ownership of Equity Shares.

THE DISCUSSION ABOVE IS A GENERAL SUMMARY. IT DOES NOT COVER ALL TAX MATTERS THAT MAY BE IMPORTANT TO YOU. EACH PROSPECTIVE PURCHASER SHOULD CONSULT ITS TAX ADVISOR ABOUT THE TAX CONSEQUENCES OF AN INVESTMENT IN EQUITY SHARES UNDER THE INVESTOR'S OWN CIRCUMSTANCES

TAXATION

To,
The Board of Directors
Axis Bank Limited
Axis House', C-2
Wadia International Centre
Pandurang Budhkar Marg
Worli, Mumbai – 400 025

Dear Sirs,

Sub: Independent Auditor's Certificate in relation to possible tax benefits to Axis Bank Limited and its shareholders under the Income Tax Act, 1961 for the Proposed Qualified Institutions Placement of Equity Shares of face value of Rs. 2 each (the "Equity Shares") under Chapter VI of Securities and Exchange Board of India (Issue of Capital and Disclosure Requirements) Regulations, 2018, as amended (the "SEBI ICDR Regulations") and Sections 42 and 62 of the Companies Act, 2013, read with Rule 14 of the Companies (Prospectus and Allotment of Securities) Rules, 2014 (the "Companies Act"), each as amended (the "Issue").

1. This certificate is issued in accordance with the Engagement Letter dated 22 August 2019 entered between us and Axis Bank Limited.
2. We, Haribhakti & Co. LLP, Chartered Accountants, have been requested by the **Axis Bank Limited** (the "Bank"), having its corporate office at the above mentioned address, to report on the statement of possible tax benefits available to the Bank and its shareholders which has been prepared by the management of the Bank basis the provisions of the Income Tax Act, 1961 (read with Income tax Rules, circulars, notifications), as amended (i.e. applicable for the financial year 2019-20, relevant to assessment year 2020-2021) presently in force in India as on the date of report (hereinafter referred to as the "Income Tax Regulations") as included in Annexure, with regards to proposed Qualified Institutions Placement of Equity Shares under the SEBI ICDR Regulations and the Companies Act, each as amended.

Management's Responsibility

3. The preparation of statement of possible tax benefits, which is to be included in the preliminary placement document (PPD) / placement document (PD) is the responsibility of the management of the Bank and has been approved by the Committee of Whole Time Directors, through resolution dated 19 September 2019 for the purpose set out in paragraph 14 below. Management is also responsible for the completeness and correctness of the statement of possible tax benefits available to the Bank and its shareholders and maintenance of all relevant supporting records. This responsibility includes collecting, collating and validating data and designing, implementing and maintaining adequate internal controls that were operating effectively and applying an appropriate basis of preparation that are reasonable in the circumstances relevant to the preparation of the statement of possible tax benefits. The Bank's management is also responsible for identifying and ensuring the compliance with laws and regulations applicable to Bank's activities and providing relevant information to those concerned with this certificate.

Auditor's Responsibility

4. Pursuant to the SEBI ICDR Regulations and the Companies Act, it is our responsibility to report whether the Statement of possible tax benefits presents, in all material respects, the possible benefits available to the Bank and its shareholders, in accordance with the Income Tax Regulations as at the date of our report.
5. Our work was performed solely to assist you in meeting your responsibilities in relation to your compliance with the Companies Act and the SEBI ICDR Regulations in connection with the Issue.
6. Our work has been carried out in accordance with the Guidance Note on Reports or Certificates for Special Purposes (Revised 2016) ("Guidance Note") issued by the Institute of Chartered Accountant of India

("ICAI"). The Guidance Note requires that we comply with the ethical requirements of the Code of Ethics issued by the ICAI.

7. We have complied with the relevant applicable requirements of the Standard on Quality Control (SQC) 1, Quality Control for Firms that Perform Audits and Reviews of Historical Financial Information, and Other Assurance and Related Services Engagements issued by ICAI.

Opinion

8. Based on our examination, as above, and the information and explanations given to us, we are of the opinion that, the Annexure presents, in all material respects, the possible benefits available to the Bank and its shareholders, in accordance with the Income Tax Regulations as at the date of our report.

Considering the matter referred to in paragraph 4 above, we are unable to express any opinion or provide any assurance as to whether:

- (i) The Bank or its shareholders will continue to obtain the benefits per the Statement in future or
- (ii) The conditions prescribed for availing the benefits per the Statement have been/ would be met with.

Inherent Limitations

9. We draw attention into the fact that the Annexure includes certain inherent limitation that can influence the reliability of the information included therein.
10. Several of the tax benefits/consequences as reported in Annexure are dependent on the Bank and its Shareholders fulfilling the conditions prescribed under the relevant tax laws. Therefore, the ability of the Bank and it's Shareholders to derive the tax benefits is dependent on fulfilling such conditions which may or may not be fulfilled.
11. The benefits discussed in the enclosed annexure are not exhaustive. Also the Annexure is only intended to provide general information to the investors and is neither designed nor intended to be a substitute for professional tax advice
12. In view of the individual nature of the tax consequences and the changing tax laws, readers of the Preliminary Placement Document and Placement Document are advised to consult their own tax consultant with respect to the specific tax implications arising out of their participation in the Issue as particularly in view of the fact that certain recently enacted legislations may not have a direct legal precedent, or may have a different interpretation on the benefits, which can be availed. Further, neither are we suggesting nor advising the readers to invest money based on the content of Annexure.
13. We do not express any opinion or provide any assurance as to whether:
 - i) the Bank and its shareholders will continue to obtain these benefits in future; or
 - ii) the conditions prescribed for availing the benefits have been/would be met with; or.
 - iii) The revenue authorities / courts will concur with the views expressed herein.

Restriction on Use

14. This certificate is issued at specific request of the Bank and and is provided to enable the Board of Directors of the Bank to include this report in the PPD and PD in connection with the Issue, to be filed by the Bank with the Registrar of Companies, Ahmedabad and the concerned stock exchanges and is not to be used, referred to or distributed for any other purpose with our prior written consent. Accordingly, we do not accept or assume any liability or any duty of care for any other purpose or to any other person to whom this certificate

is shown or into whose hands it may come without our prior consent in writing. In no event shall we be responsible for any information provided in the PPD and PD and in no event shall we be liable for any claims/actions/proceedings arising out of interpretation of information in this certificate included the PPD or PD.

For **Haribhakti & Co. LLP**

Chartered Accountants

Firm Registration No. 103523W / W100048

Purushottam Nyati

Partner

Membership No. 118970

Place: Mumbai

UDIN: 19118970AAAADP7684

Date: 19 September 2019

Encl.: Annexure

The information provided below sets out the possible tax benefits available to the company and its shareholders in a summary manner only and is not a complete analysis or listing of all potential tax consequences of the subscription, ownership and disposal of equity shares, under the current tax laws presently in force in India. Several of these benefits are dependent on the shareholders fulfilling the conditions prescribed under the relevant tax laws. Hence the ability of the shareholders to derive the tax benefits is dependent upon fulfilling such conditions, which a shareholder may or may not choose to fulfill based on business imperatives he faces. The following overview is not exhaustive or comprehensive and is not intended to be a substitute for professional advice. Investors are advised to consult their own tax consultant with respect to the tax implications of investment in the Shares particularly in view of the fact that certain recently enacted legislation may not have a direct legal precedent or may have a different interpretation on the benefits, which an investor can avail.

INVESTORS ARE ADVISED TO CONSULT THEIR OWN TAX CONSULTANT WITH RESPECT TO THE INDIAN TAX IMPLICATIONS AND CONSEQUENCES OF PURCHASING, OWNING AND DISPOSING OF EQUITY SHARES IN YOUR PARTICULAR SITUATION.

STATEMENT OF POSSIBLE TAX BENEFITS AVAILABLE TO THE COMPANY AND ITS SHAREHOLDERS UNDER THE INCOME TAX ACT, 1961, (“IT ACT”) AS AMENDED BY THE FINANCE (NO. 2) ACT, 2019 (“FA 2019”) AND OTHER DIRECT TAX LAWS PRESENTLY IN FORCE IN INDIA. THE SAME IS PREPARED IN ACCORDANCE WITH THE REQUIREMENT IN SCHEDULE VIII – CLAUSE (VII) (L) OF SECURITIES AND EXCHANGE BOARD OF INDIA (ISSUE OF CAPITAL AND DISCLOSURE REQUIREMENTS) REGULATIONS 2018, AS AMENDED (‘THE REGULATIONS’)

1. This statement sets out below the possible tax benefits available to the Bank, our shareholders and consequences for the company under the current tax laws presently in force in India. Several of these benefits are dependent on such shareholders fulfilling the conditions prescribed under the relevant tax laws. Hence, the ability of our shareholders to derive the tax benefits is dependent upon fulfilling such conditions, which based on the business imperatives, the shareholders may or may not choose to fulfill;
2. This statement sets out below the provisions of law in a summary manner only and is not a complete analysis or listing of all potential tax consequences of the subscription, ownership and disposal of Shares. This statement is only intended to provide general information to the investors and is neither designed nor intended to be a substitute for a professional tax advice. In view of the individual nature of tax consequences and the changing tax laws, each investor is advised to consult his or her or their own tax consultant with respect to the specific tax implications arising out of their participation in the issue.
3. In respect of non-residents, the tax rates and the consequent taxation, mentioned in this section shall be further subject to any benefits available under the Double Taxation Avoidance Agreement (DTAA) if any, between India and the country in which the non-resident has fiscal domicile subject to amendments that would come into effect through Multi Lateral Instrument signed and subsequently ratified by India and production of qualifying documents as may be required in order to avail such DTAA benefits; and
4. The under-mentioned tax benefits will be available only to the sole/first-named holder in case the Equity Shares are held by joint shareholders.

The law stated below is as per the Income-tax Act, 1961 as amended from time to time.

I. Special Tax Benefits to the BANK:

1. As per provisions of section 80LA(1A) as amended by Finance (No.2) Act 2019, International Financial Services Centre (IFSC) unit of the Bank is entitled to deduction of 100% of its income from business, for any ten consecutive assessment years, at the option of the Bank, out of fifteen years, beginning with the assessment year relevant to the previous year in which RBI permission was obtained. The deduction is subject to compliance of other conditions (including maintaining separate accounts, getting them audited and furnishing audit report along with return of income) as referred in section 80LA.
2. Under section 36(1)(viia) of the Act, a deduction is allowable in respect of any provision made for bad and doubtful debts made by the Bank, of an amount not exceeding 8.5% of total income (computed before

making any deduction under this section and Chapter VIA) and an amount not exceeding 10% of the aggregate average advances made by rural branches of the Bank computed in the prescribed manner.

3. Under section 36(1)(vii) of the Act, any bad debt or part thereof written off as irrecoverable in the accounts of the Bank is allowable as a deduction. However, the deduction is limited to the amount by which such bad debts or part thereof, exceeds the credit balance in the provision for bad and doubtful debts account made under section 36(1)(viii) of the Act, and further subject to compliance with section 36(2)(v) of the Act which requires that such debt or part thereof should have been debited to the provision for bad and doubtful debts account under section 36(1)(viii) of the Act.
4. As per section 43D of the Act, the interest income on certain categories of bad and doubtful debts, as specified in Rule 6EA of the Income-tax Rules, 1962 (Rules) having regard to the guidelines issued by the Reserve Bank of India (RBI), is chargeable to tax in the year of receipt or credit to the profit & loss account of the Bank, whichever is earlier.

II. RESIDENT SHAREHOLDERS:

1. Under Section 10(34) of the IT Act, income by way of dividends referred to in Section 115-O of IT Act received on shares is exempt from income tax in the hands of shareholders. As a consequence, the company is required to pay Dividend Distribution Tax (DDT) at the rate of 20.555 % (after levy of appropriate surcharge and education cess) on the total amount distributed or declared or paid as dividend.

However, as per Section 115BBDA of the IT Act, in the case of a specified assessee, if aggregate of dividend income during the year is in excess of ten lakh rupees, then such dividend shall be chargeable to tax at the rate of 10% (plus applicable surcharge and cess) in the hands of the shareholder.

Specified person means a person other than

- i. a domestic company; or
- ii. a fund or institution or trust or any university or other educational institution or any hospital or other medical institution referred to in sub-clause (iv) or sub-clause (v) or sub-clause (vi) or sub-clause (vii) of section 10(23C); or
- iii. a trust/institution registered under section 12AA.

It is pertinent to note that Section 14A of the IT Act restricts claims for deduction of expenses incurred in relation to exempt income. Thus, any expense incurred to earn the dividend income is not allowable expenditure.

As per section 94(7) of the IT Act, losses arising from sale/transfer of shares, where such shares are purchased within three months prior to the record date and sold within three months from the record date, will be disallowed to the extent such loss does not exceed the amount of dividend claimed exempt.

2. The characterization of gains/losses, arising from sale of shares, as Capital Gains or Business Income would depend on the nature of holding in the hands of the shareholder and various other factors. The Central Board of Direct Taxes (CBDT) has clarified in a circular that income arising from transfer of listed shares and securities, which are held for more than 12 months would be taxed as “Capital Gains” unless the shareholder itself treats these as its stock-in-trade and income arising from transfer thereof as its business income.
3. Section 10(38) of the IT Act which exempted, Long Term Capital Gains (“LTCG”)s, i.e., gains from listed shares held for a period exceeding twelve months, arising to a shareholder on transfer of equity shares has been withdrawn w.e.f. 1 April 2018.
4. As per section 112A of the IT Act, LTCG arising on sale of listed equity shares will be subject to tax at the rate of 10% if Securities Transaction Tax (“STT”) has been paid on both, on purchase and sale of

shares (except in certain cases notified by CBDT vide Notification No. 60/2018 dated 1 October 2018) and if the aggregate LTCG during the financial year exceeds Rs. 1 lakh. The said rate will be increased by applicable surcharge and cess. Further, no deduction under Chapter VI-A would be allowed in computing LTCG subject to tax under section 112A of the IT Act.

Such LTCG will be computed without considering the indexation benefit. The cost of acquisition will be computed in accordance with the provisions of section 55 read with section 112A of the IT Act.

5. In cases other than those covered u/s 112A, i.e. sale of equity shares on which STT is not paid either at the time of purchase or sale, the provisions of section 112 of the IT Act will apply. As per the said provision, LTCG will be taxable @ 10% (plus applicable surcharge and cess) without indexation and 20% with indexation (plus applicable surcharge and cess), whichever is lower.
6. Cost of acquisition and cost of improvement for computing Capital Gains will be computed in accordance with section 48 of the IT Act in cases other than those covered u/s 112A.
7. As per Section 111A of the IT Act, Short Term Capital Gains (“STCG”), i.e., gains from shares held for a period not exceeding twelve months, arising on transfer of our equity share would be taxable at a rate of 15% (plus applicable surcharge and cess) where such transaction of sale is entered on a recognised stock exchange in India and is liable to STT. STCG arising from transfer of our shares, other than those covered by Section 111A of the IT Act, would be subject to tax as calculated under the normal provisions of the IT Act.
8. In case of income arising to a shareholder on account of buyback of shares (listed or unlisted) by a company will be exempt under section 10(34A) of the IT Act.

As a consequence, the company buying back the shares is liable to pay additional tax at the rate of 23.296 % (inclusive of applicable surcharge and cess) on distributed income being difference between consideration paid for buyback and the amount received by the company for issue of shares.

9. As per Section 74 of the IT Act, Short Term Capital Loss computed for the given year is allowed to be set off against STCG as well as LTCG computed for the said year. The balance loss, which is not set off, is allowed to be carried forward for subsequent eight assessment years for being set off against subsequent years’ STCG as well as LTCG. However, the Long Term Capital Loss computed for a given year is allowed to be set off only against the LTCG. The balance loss, which is not set off, is allowed to be carried forward for subsequent eight assessment years for being set off only against subsequent years’ LTCG.

Further, as per Explanation to section 73, in case of a company, if any part of the business consists in the purchase and sale of shares, the loss incurred in such business is deemed to be speculative business loss which can be set off only against speculative business income and can be carried forward for a period of 4 years only (as against period of 8 years for normal business loss). This rule does not apply to a company (a) whose gross total income consists mainly of income which is chargeable under heads of income other Business income; or (b) whose principal business is trading in shares or banking or granting of loans and advances.

10. In terms of Section 36(1)(xv) of the IT Act, the STT paid by the shareholder in respect of the taxable securities transactions entered into in the course of his business of transactions/trading in shares would be eligible for deduction from the amount of income chargeable under the head “Profit and gains of business or profession” if the income arising from taxable securities transaction is included in such income. As such, no deduction will be allowed in computing the income chargeable to tax as capital gains of such amount paid on account of STT in view of 7th proviso to Section 48 of the IT Act.
11. As per section 115JB of the Act, a company is liable to pay Minimum Alternate Tax (MAT) at the rate of 18.5% (plus applicable surcharge and cess) on its ‘book profit’ if the tax payable as per normal provisions is lower than MAT. The dividend income which is exempt under section 10(34) can be

reduced from the 'book profit'. However, LTCG under section 112A or section 112 or STCG under section 111A cannot be reduced from 'book profit'. If the company is covered by Indian Accounting Standards (Ind-AS), the computation of 'book profit' involves further upward and downward adjustments for fair valuation changes recognized in financial statements as per Ind-AS.

12. Section 54EE of the Act exempts long-term capital gains on transfer of shares if the gains upto Rs. 50 lacs are invested in "long term specified assets" (i.e. units of notified fund) within six months from the date of transfer. The investment in long term specified assets should be held for 3 years.
13. Section 54F of the Act exempts long-term capital gains on transfer of shares, held by an individual or HUF, if the net consideration is utilized to purchase/ construct a residential house within specified timelines.
14. Under section 56(2)(x) of the Act and subject to exception provided therein, if any person receives from any person, any property, including, inter alia, shares of a company, without consideration or for inadequate consideration, the following shall be treated as 'Income from other sources' in the hands of the recipient:
 - a. where the shares are received without consideration, aggregate Fair Market Value ("FMV") exceeds Rs.50,000/-, the whole FMV;
 - b. where the shares are received for a consideration less than FMV but exceeding Rs. 50,000/-, the aggregate FMV in excess of the consideration paid.

Rule 11UA of the Income-tax Rules, 1962 ("the Rules") provides for the method for determination of the FMV of various properties

III. NON-RESIDENT SHAREHOLDERS OTHER THAN FOREIGN INSTITUTIONAL INVESTOR ("FII'S"):

1. Under Section 10(34) of the IT Act, income by way of dividends referred to in Section 115-O of IT Act received on shares is exempt from income tax in the hands of shareholders. As a consequence, the company is required to pay Dividend Distribution Tax (DDT) at the rate of 20.555 % (after levy of appropriate surcharge and education cess) on the total amount distributed or declared or paid as dividend.

However, it is pertinent to note that Section 14A of the IT Act restricts claims for deduction of expenses incurred in relation to exempt income. Thus, any expense incurred to earn the dividend income is not allowable expenditure.

As per section 94(7) of the IT Act, losses arising from sale/transfer of shares, where such shares are purchased within three months prior to the record date and sold within three months from the record date, will be disallowed to the extent such loss does not exceed the amount of dividend claimed exempt.

2. The characterization of gains/losses, arising from sale of shares, as Capital Gains or Business Income would depend on the nature of holding in the hands of the shareholder and various other factors. The Central Board of Direct Taxes (CBDT) in a circular has clarified that income arising from transfer of listed shares and securities, which are held for more than 12 months would be taxed as "Capital Gains" unless the shareholder itself treats these as its stock-in-trade and income arising from transfer thereof as its business income.
3. Section 10(38) of the IT Act which exempted, Long Term Capital Gains ("LTCG"), i.e., gains from listed shares held for a period exceeding twelve months, arising to a shareholder on transfer of equity shares has been withdrawn w.e.f. 1 April 2018.
4. As per section 112A of the IT Act, LTCG arising on sale of listed equity shares will be subject to tax at the rate of 10% if Securities Transaction Tax ("STT") has been paid on both, on purchase and sale of shares (except in certain cases notified by CBDT vide Notification No. 60/2018 dated 1 October 2018)

and if the aggregate LTCG during the financial year exceeds Rs. 1 lakh. The said rate will be increased by applicable surcharge and cess. Further, no deduction under Chapter VI-A would be allowed in computing LTCG subject to tax under section 112A of the IT Act.

Such LTCG will be computed without considering the indexation benefit. The cost of acquisition will be computed in accordance with the provisions of section 55 read with section 112A of the IT Act.

5. In cases other than those covered u/s 112A, the provisions of section 112 of the IT Act will apply. As per the said provision, LTCG will be taxable @ 10% (plus applicable surcharge and cess).
6. Cost of acquisition and cost of improvement for computing Capital Gains will be computed in accordance with the first proviso to section 48 of the IT Act in cases other than those covered u/s 112A. Accordingly, capital gains arising from transfer of shares of our company acquired in convertible foreign exchange (as per exchange control regulations) (in cases not covered by Section 115E of the IT Act, discussed hereunder), protection is provided from fluctuations in the value of rupee in terms of foreign currency in which the original investment was made. Cost indexation benefits will not be available in such a case. The capital gains/loss in such a case is computed by converting the cost of acquisition, sales consideration and expenditure incurred wholly and exclusively in connection with such transfer into the same foreign currency which was utilised in the purchase of the shares.
7. Under Section 111A of the IT Act and other relevant provisions of the IT Act, STCG (i.e., if shares are held for a period not exceeding 12 months) arising on transfer of our equity share would be taxable at a rate of 15% (plus applicable surcharge and cess) where such transaction of sale is entered on a recognised stock exchange in India and is chargeable to STT. STCG arising from transfer of our shares, other than those covered by Section 111A of the IT Act, would be subject to tax as calculated under the normal provisions of the IT Act.
8. In case of income arising to a shareholder on account of buyback of shares (listed or unlisted) by a company will be exempt under section 10(34A) of the IT Act.

As a consequence, the company buying back the shares is liable to pay additional tax at the rate of 23.296 % (inclusive of applicable surcharge and cess) on distributed income being difference between consideration paid for buyback and the amount received by the company for issue of shares.

9. As per Section 74 of the IT Act, Short Term Capital Loss computed for the given year is allowed to be set off against STCG as well as LTCG computed for the said year. The balance loss, which is not set off, is allowed to be carried forward for subsequent eight assessment years for being set off against subsequent years' STCG as well as LTCG. However, the Long Term Capital Loss computed for a given year is allowed to be set off only against the LTCG. The balance loss, which is not set off, is allowed to be carried forward for subsequent eight assessment years for being set off only against subsequent years' LTCG.

Further, as per Explanation to section 73, in case of a company, if any part of the business consists in the purchase and sale of shares, the loss incurred in such business is deemed to be speculative business loss which can be set off only against speculative business income and can be carried forward for a period of 4 years only (as against period of 8 years for normal business loss). This rule does not apply to a company (a) whose gross total income consists mainly of income which is chargeable under heads of income other Business income; or (b) whose principal business is trading in shares or banking or granting of loans and advances.

10. Where our shares have been subscribed in convertible foreign exchange, Non Resident Indians ("NRI"), i.e. an individual being a citizen of India or person of Indian origin who is not a resident, have the option of being governed by the provisions of Chapter XII-A of the IT Act, which, inter alia, entitles them to the following benefits:

- i. Under section 115E of the IT Act, where shares of the company are subscribed to in convertible foreign exchange by a NRI, the LTCG arising to the NRI shall be taxable at the rate of 10 % (plus applicable surcharge and education cess). The benefit of indexation of cost would not be available.
 - ii. Under Section 115F of the IT Act, LTCG arising to an NRI from the transfer of our shares subscribed to in convertible foreign exchange shall be exempt from Income tax, if the net consideration is reinvested in specified assets within six months of the date of transfer. If only part of the net consideration is so reinvested, the exemption shall be proportionately reduced. The amount so exempted shall be chargeable to tax subsequently, if the specified assets are transferred or converted into money within three years from the date of their acquisition.
 - iii. Under Section 115G of the IT Act, it shall not be necessary for an NRI to furnish his return of income under Section 139(1) of the IT Act if his income chargeable under the IT Act consists of only investment income or LTCG or both; arising out of assets acquired, purchased or subscribed in convertible foreign exchange and tax deductible at source has been deducted there from as per the provisions of Chapter XVII-B of the IT Act.
 - iv. In accordance with the provisions of Section 115H of the IT Act, where an NRI becomes assessable as a resident in India, he may furnish a declaration in writing to the Assessing Officer along with his return of income for that year under Section 139 of the IT Act to the effect that the provisions of Chapter XII-A of the IT Act shall continue to apply to him in relation to such investment income derived from the specified assets (which do not include shares in an Indian company) for that year and subsequent assessment years until such assets are converted into money.
 - v. As per provisions of Section 115-I of the IT Act, an NRI may elect not to be governed by provisions of Chapter XII-A and compute his total income as per other provisions of the IT Act.
11. If the NRI elects not to be governed by the provisions of Chapter XII-A of the IT Act, in terms of Section 36(1)(xv) of the IT Act, the STT paid by the shareholder in respect of the taxable securities transactions entered into in the course of his business of transactions/trading in shares would be eligible for deduction from the amount of income chargeable under the head "Profit and gains of business or profession" if income arising from taxable securities transaction is included in such income. Alternatively, no deduction will be allowed in computing the income chargeable to tax as capital gains, such amount paid on account of STT.
 12. As per section 90(2) of the IT Act, the provisions of the IT Act would prevail over the provisions of the Double Tax Avoidance Agreement ("DTAA") entered between India and the country of fiscal domicile of the non-resident, if any, to the extent they are more beneficial to the non-resident. Thus, a non-resident (including NRIs) can opt to be governed by the provisions of the IT Act or the applicable tax treaty, whichever is more beneficial. However, the non-resident investor will have to furnish a certificate of his being a resident in a country outside India as prescribed in section 90(4) of the Act, to get the benefit of the applicable DTAA and such other document as may be prescribed as per the provision of section 90(5) of IT Act.
 13. Under section 56(2)(x) of the Act and subject to exception provided therein, if any person receives from any person, any property, including, inter alia, shares of a company, without consideration or for inadequate consideration, the following shall be treated as 'Income from other sources' in the hands of the recipient:
 1. where the shares are received without consideration, aggregate Fair Market Value ("FMV") exceeds Rs.50,000/-, the whole FMV;

2. where the shares are received for a consideration less than FMV but exceeding Rs. 50,000/-, the aggregate FMV in excess of the consideration paid.

Rule 11UA of the Income-tax Rules, 1962 ("the Rules") provides for the method for determination of the FMV of various properties

14. As per section 115JB of the Act, a company is liable to pay Minimum Alternate Tax (MAT) at the rate of 18.5% (plus applicable surcharge and cess) on its 'book profit' if the tax payable as per normal provisions is lower than MAT. The dividend income which is exempt under section 10(34) can be reduced from the 'book profit'. In case of foreign companies, LTCG under section 112A or section 112 or STCG under section 111A which are liable to tax at lower rate than MAT can be reduced from 'book profit'. Further MAT does not apply to a foreign company which does not have permanent establishment or place of business in India requiring registration under Indian corporate laws.

IV. NON-RESIDENT SHAREHOLDERS – FIIS:

1. Under Section 10(34) of the IT Act, income by way of dividends referred to in Section 115-O of IT Act received on shares is exempt from income tax in the hands of shareholders. As a consequence, the company is required to pay Dividend Distribution Tax (DDT) at the rate of 20.555 % (after levy of appropriate surcharge and education cess) on the total amount distributed or declared or paid as dividend.

However it is pertinent to note that Section 14A of the IT Act restricts claims for deduction of expenses incurred in relation to exempt income. Thus, any expense incurred to earn the dividend income is not allowable expenditure.

As per section 94(7) of the IT Act, losses arising from sale/transfer of shares, where such shares are purchased within three months prior to the record date and sold within three months from the record date, will be disallowed to the extent such loss does not exceed the amount of dividend claimed exempt.

Section 2(14) of IT Act defining capital asset, specifically includes any securities held by an FII which has invested in such securities in accordance with the SEBI Regulations.

2. Section 10(38) of the IT Act which exempted, Long Term Capital Gains ("LTCG")), i.e., gains from listed shares held for a period exceeding twelve months, arising to a shareholder on transfer of equity shares has been withdrawn w.e.f. 1 April 2018.
3. As per section 112A of the IT Act, LTCG arising on sale of listed equity shares will be subject to tax at the rate of 10% if Securities Transaction Tax ("STT") has been paid on both, on purchase and sale of shares (except in certain cases notified by CBDT vide Notification No. 60/2018 dated 1 October 2018) and if the aggregate LTCG during the financial year exceeds Rs. 1 lakh. The said rate will be increased by applicable surcharge and cess. Further, no deduction under Chapter VI-A would be allowed in computing LTCG subject to tax under section 112A of the IT Act.
4. Such LTCG will be computed without considering the indexation benefit. The cost of acquisition will be computed in accordance with the provisions of section 55 read with section 112A of the IT Act.
5. In case of income arising to a shareholder on account of buyback of shares (listed or unlisted) by a company will be exempt under section 10(34A) of the IT Act.

As a consequence, the company buying back the shares is liable to pay additional tax at the rate of 23.296 % (inclusive of applicable surcharge and cess) on distributed income being difference between consideration paid for buyback and the amount received by the company for issue of shares.

6. The provisions of section 115JB of the IT Act do not apply to a foreign company if it is a resident of a country with which India has entered into a DTAA under section 90/90A of the IT Act and the assessee does not have a Permanent Establishment in India or such company is a resident of a country with which

India does not have such agreement and the assessee is not required to seek registration under any law for the time being in force, relating to companies.

7. In case of foreign companies other than those excluded from the purview of section 115JB of the Act, income received by way of dividend (whether interim or final) which is exempt u/s. 10(34) of the IT Act, will be reduced while computing book profits.
8. Under Section 115AD(1)(ii) of the IT Act STCG arising to an FII on transfer of shares shall be chargeable at a rate of 30%, where such transactions are not subjected to STT, and at the rate of 15% if such transaction of sale is entered on a recognised stock exchange in India and is chargeable to STT. The above rates are to be increased by applicable surcharge and cess.

Under Section 115AD(1)(iii) of the IT Act income by way of LTCG arising from the transfer of shares held in the company will be taxable at the rate of 10% (plus applicable surcharge and education cess). The benefits of indexation of cost and of foreign currency fluctuations are not available to FIIs. In case of LTCG arising on long term capital assets referred to in section 112A, the gain will be chargeable to tax at 10% on income exceeding one lakh rupees.

The CBDT has, vide Notification No. 9/2014 dated 22 January 2014, notified Foreign Portfolio Investors registered under the Securities and Exchange Board of India (FPI) Regulations, 2014 as FII for the purpose of section 115AD of the IT Act.

9. As per section 90(2) of the IT Act, the provisions of the IT Act would prevail over the provisions of the DTAA entered between India and the country of fiscal domicile of the non-resident, if any, to the extent they are more beneficial to the non-resident. Thus, a non-resident can opt to be governed by the provisions of the IT Act or the applicable tax treaty, whichever is more beneficial. However, the non-resident investor will have to furnish a certificate of his being a resident in a country outside India, to get the benefit of the applicable DTAA and such other document as may be prescribed as per the provision of section 90(4) of IT Act.
10. As per Section 196D of IT Act, no tax is to be deducted from any income, by way of Capital Gains arising to an FII from the transfer of securities referred to in section 115AD of the IT Act.
11. Under section 56(2)(x) of the Act and subject to exception provided therein, if any person receives from any person, any property, including, inter alia, shares of a company, without consideration or for inadequate consideration, the following shall be treated as 'Income from other sources' in the hands of the recipient:
 1. where the shares are received without consideration, aggregate Fair Market Value ("FMV") exceeds Rs.50,000/-, the whole FMV;
 2. where the shares are received for a consideration less than FMV but exceeding Rs. 50,000/-, the aggregate FMV in excess of the consideration paid.

Rule 11UA of the Income-tax Rules, 1962 ("**the Rules**") provides for the method for determination of the FMV of various properties

V. INVESTMENT FUNDS:

1. Under section 10(23FBA) of the IT Act, any income of an Investment Fund, other than the income chargeable under the head "Profits and gains of business or profession" would be exempt from income tax. For this purpose, an "Investment Fund" means a fund registered as Category I or Category II Alternative Investment Fund under the Securities and Exchange Board of India (Alternate Investment Fund) Regulations, 2012.
2. As per Section 115UB(1) of the IT Act, any income accruing/arising/received by a person from his investment in the Investment Fund would be taxable in the hands of such person in the same manner as

if it were the income accruing/arising/received by such person had the investments been made directly by him.

Further, following amendments have been introduced vide FA 2019 w.e.f. 1 April 2020 with respect to carry forward of losses (other than loss under the head “Profit and gains of business or profession”)

- (a) Of the entire loss of investment fund, losses of current year arising to investment fund as a result of computation under the head ‘Profits and gains of business or profession’ shall be allowed to be carried forward and shall be set off by the investment fund in accordance with the provisions of Chapter VI and balance loss shall be ignored.
 - (b) Losses of current year other than loss referred to clause (i) to sub-section 2 of section 115UB, which cannot or are not wholly set-off against income under any other head of income, if any, shall be ignored for the purpose of section 115UB(1), if such loss has arisen in respect of a unit which has not been held by the unit holder for a period of atleast 12 months;
 - (c) Sub-section (2A) has been inserted to provide that loss, other than loss under the head ‘Profits and gains from business or profession’, if any, accumulated at the level of investment fund as on March 31, 2019, shall be deemed to be the loss of the unit holder in respect of the investment made by him and allowed to be carry forward and set off such loss in accordance with Chapter VI of the Act. Loss so allowed under sub-section (2A) in the hands of unit holder, shall not be available to the investment fund on or after 1st day of April 2019.
3. Under section 115UB(4), the total income of an Investment Fund would be charged at the rate or rates as specified in the Finance Act of the relevant year where the Investment Fund is a company or a firm and at maximum marginal rate in any other case.
 4. Further, as per Section 115UB(6) of the IT Act, the income accruing or arising to or received by the Investment Fund if not paid or credited to a person (who has made investments in an Investment Fund) shall be deemed to have been credited to the account of the said person on the last day of the previous year in the same proportion in which such person would have been entitled to receive the income had it been paid in the previous year.
 5. Investment Funds have withholding tax obligation under section 194LBB while making distribution to unit holders at the rate of 10% where the payee is resident and at the rates in force where payee is non-resident.

VI. MUTUAL FUNDS:

Under Section 10(23D) of the IT Act, any income of mutual funds registered under SEBI or Regulations made thereunder or mutual funds set up by public sector banks or public financial institutions or mutual funds authorised by the RBI and subject to the conditions specified therein, is exempt from tax subject to such conditions as the Central Government may by notification in the Official Gazette, specify in this behalf.

VII. PROVIDENT FUND AND PENSION FUND:

Under section 10(25) of the IT Act, any income received by trustees on behalf of a recognized provident fund and a recognized superannuation fund is exempt from tax.

TAX DEDUCTION AT SOURCE:

1. No income tax is deductible at source from income by way of capital gains arising to a resident shareholder under the present provisions of the IT Act.
2. However, as per the provisions of Section 195 of the IT Act, any income by way of capital gains payable to non-residents may be subject to withholding of tax at the rate under the domestic tax laws or under the

tax laws or under the DTAA, whichever is beneficial to the assessee unless a lower withholding tax certificate is obtained from the tax authorities. However, the non-resident investor will have to furnish a certificate of his being a resident in a country outside India as prescribed in section 90(4) of the Act, to get the benefit of the applicable DTAA and such other document as may be prescribed as per the provision of section 90(5) of IT Act. The withholding tax rates are subject to the recipients of income obtaining and furnishing a permanent account number (PAN) to the payer, in the absence of which the applicable withholding tax rate would be the higher of the applicable rates or 20%, under section 206AA of the IT Act. The provisions of section 206AA will not apply if the non-resident shareholder furnishes the prescribed documents to the payer.

Notes:

1. The above benefits are as per the current tax law as amended from time to time.
2. As per amended IT Act, surcharge is to be levied as under:

Investor	Rate of surcharge in case income comprises of dividend	Rate of surcharge in case income comprises only of Capital Gain
Individual or HUF or AOP or body of individuals or artificial juridical person		
- Total income exceeds Rs. 50 lakhs but not Rs. 1 crore	10%	10%
- Total income exceeds Rs. 1 crore but not Rs. 2 crore	15%	15%
- Total income exceeds Rs. 2 crore but not Rs. 5 crore (see note below)	25%	15%
- Total income exceeds Rs. 5 crore (see note below)	37%	15%
Firm or Co-operative society or local authority	12%	
- Total income exceeds Rs. 1 crore		12%
Domestic Company		
Total income exceeds Rs. 1 crore but not Rs. 10 crore	7%	7%
Total income exceed Rs. 10 crore	12%	12%
- Foreign Company		
- Total income exceeds Rs. 1 crore but not Rs. 10 crore	2%	2%
- Total income exceeds Rs. 10 crore	5%	5%

Note : As per Press Release dated 24 August 2019 of Government of India, in order to encourage investment in the capital market, the Government has decided to withdraw the enhanced surcharge levied by Finance (No.2) Act 2019 on tax payable at special rate on income arising from transfer of, inter alia, equity share referred to in section 111A and section 112A for both foreign and domestic investors. If this announcement is implemented, the surcharge on individual or HUF or AOP or body of individuals or artificial juridical person on incomes covered by section 111A and 112A will continue to be 15% even if total income exceeds Rs. 2 Crores.

3. A 4% Health and Education cess on the total income is payable by all categories of taxpayers.
4. The above statement of possible direct tax benefits sets out the provisions of law in a summary manner only and is not a complete analysis or listing of all potential tax consequences of the purchase, ownership and disposal of Shares.
5. The stated benefits will be available only to the sole/first named holder in case the shares are held by the joint holders.
6. In respect of Non-residents, the tax rates and the consequent taxation mentioned above shall be further subject to any benefits available under the DTAA, if any, between India and the country in which the Non-resident has fiscal domicile subject to amendments that would come into effect through Multi-Lateral Instrument signed and subsequently ratified by India and production of qualifying documents as may be required in order to avail such DTAA benefits.
7. This statement is intended only to provide general information to the investors and is neither designed nor intended to be substituted for professional tax advice. In view of the individual nature of tax consequences, each investor is advised to consult his/her own tax advisor with respect to specific tax consequences of his/her participation in the scheme.
8. No assurance is given that the revenue authorities/courts will concur with the views expressed herein. Our views are based on the existing provisions of law and its interpretation, which are subject to changes from time to time. We do not assume responsibility to update the views consequent to such changes.
9. This statement of Possible Direct Tax Benefits enumerated above is as per the IT Act as amended from time to time.

The above statement of possible Direct-tax Benefits sets out the possible tax benefits available to the company and its shareholders under the current tax laws presently in force in India. Several of these benefits available are dependent on the Bank or its shareholders fulfilling the conditions prescribed under the relevant tax laws.

DESCRIPTION OF THE EQUITY SHARES

Set out below is certain information relating to the share capital of the Bank, including a brief summary of certain provisions of the Bank's Memorandum and Articles of Association and the Companies Act, 2013 and certain related legislations of India, all as currently in effect. Prospective investors are urged to read the Memorandum and Articles of Association carefully, and consult with their advisers, as the Memorandum and Articles of Association and applicable Indian law, and not this summary, govern the rights attached to the Equity Shares.

General

The authorised share capital of the Bank as on the date of this Preliminary Placement Document is ₹ 8,500,000,000 divided into 4,250,000,000 equity shares of ₹ 2 each. Our issued subscribed and paid up share capital as on the date of this Preliminary Placement Document is ₹ 524,05,52,628 divided in to 262,02,76,314 equity shares of ₹ 2 each.

Dividends

Under Indian law, a company pays dividends upon a recommendation by its board of directors and approval by a majority of the shareholders at the AGM held each Fiscal. Under the Companies Act, 2013, unless the board of directors of a company recommends the payment of a dividend, the shareholders at a general meeting have no power to declare any dividend. Subject to certain conditions laid down by Section 123 of the Companies Act, 2013, no dividend can be declared or paid by a company for any Fiscal except out of the profits of the company for that year, calculated in accordance with the provisions of the Companies Act, 2013 or out of the profits of the company for any previous Fiscal(s) arrived at as laid down by the Companies Act, 2013. According to the Articles of Association, the amount of dividends shall not exceed the amount recommended by the Board of Directors. However, the Bank may declare a smaller dividend in the general meeting. Additionally, the Bank is also required to comply with the conditions under the Banking Regulation Act relating to the declaration of dividends. For details see "**Key Regulations and Policies in India**" on page 195.

The Equity Shares issued pursuant to this Preliminary Placement Document shall rank *pari passu* with the existing Equity Shares in all respects including entitlements to any dividends that may be declared by the Bank.

Capitalisation of Reserves and Issue of Bonus Shares

In addition to permitting dividends to be paid out of current or retained earnings as described above, the Companies Act, 2013 permits the board of directors, if so approved by the shareholders in a general meeting, to distribute an amount transferred in the free reserves, the securities premium account or the capital redemption reserve account to its shareholders, in the form of fully paid up bonus equity shares, which are similar to stock dividend. These bonus equity shares must be distributed to shareholders in proportion to the number of equity shares owned by them as recommended by the board of directors. No issue of bonus shares may be made by capitalising reserves created by revaluation of assets. Further, any issue of bonus shares would be subject to SEBI ICDR Regulations.

As per the Articles of Association, the Bank in General Meeting may, upon the recommendation of the Board resolve that it is desirable to capitalize any part of the amount for the time being standing to the credit of any of the Bank's reserve accounts, or to the credit of the profit and loss account, or otherwise available for distribution. The sum thus capitalized may be applied in paying up any unpaid amounts on shares held by members or paying up in full, unissued shares or other securities of the Bank to be allotted to the members of the Bank in proportion to the equity shares held by them. Further, the Board shall make all appropriation and applications of the undivided profits resolved to be capitalised thereby, and all allotments and issue of fully paid shares or other securities, if any.

Pre-emptive Rights and Alteration of Share Capital

Subject to the provisions of the Companies Act, 2013, the Bank may increase its share capital by issuing new shares on such terms and with such rights as it may determine. According to Section 62 of the Companies Act, 2013 such new shares shall be offered to existing shareholders in proportion to the amount paid up on those shares at that date. The offer shall be made by notice specifying the number of shares offered and the date (being not less than 15 days and not exceeding 30 days from the date of the offer) within which the offer, if not accepted, will be deemed to have been declined. After such date the Board may dispose of the shares offered in respect of which no acceptance has been received which shall not be disadvantageous to the shareholders of the Bank. The offer is

deemed to include a right exercisable by the person concerned to renounce the shares offered to him in favour of any other person subject to the provisions of FEMA 20, if applicable.

Under the provisions of Section 62(1)(c) of the Companies Act, 2013, new shares may be offered to any persons whether or not those persons include existing shareholders, either for cash or for a consideration other than cash, if the price of such shares is determined by the valuation report of a registered valuer subject to condition prescribed under the Companies (Share Capital and Debentures) Rules, 2014 and any other conditions as may be prescribed, if a special resolution to that effect is passed by the Bank's shareholders in a general meeting.

In accordance with the provisions of the articles of association of the Bank and subject to the provisions of the Companies Act, 2013, the Bank may increase its share capital divided into the number of shares that it feels is expedient, consolidate or divide all or any of its share capital into shares of larger amount than its existing shares, convert any of its fully paid shares into stock and *vice versa*, subdivide its existing shares into shares of smaller amount, cancel shares which have not been taken or agreed to be taken and otherwise reduce the share capital, capital redemption reserve, securities premium account or any other reserve in the nature of share capital by way of ordinary resolution.

General Meetings of Shareholders

There are two types of general meetings of the shareholders, AGM and EGM.

The Bank must hold its AGM in each Fiscal year provided that not more than 15 months shall elapse between each AGM, unless extended by the RoC at its request for any special reason for a period not exceeding three months. The Board of Directors may convene an EGM when necessary or at the request of a shareholder or shareholders holding in the aggregate not less than one tenth of the Bank's issued paid up capital (carrying a right to vote in respect of the relevant matter on the date of receipt of the requisition).

Notices, either in writing or through electronic mode, convening a meeting setting out the date, day, hour, place and agenda of the meeting must be given to members at least 21 clear days prior to the date of the proposed meeting and where any special business is to be transacted at the meeting, an explanatory statement is required to be annexed as required under Companies Act, 2013. A general meeting may be called after giving shorter notice if consent is received, in writing or electronic mode, from not less than 95% of the shareholders entitled to vote. The quorum requirements applicable to shareholder meetings under the Companies Act, 2013 have to be physically complied with.

A listed company intending to pass a resolution relating to matters such as, but not limited to, amendment in the objects clause of the Memorandum, the issuing of shares with different voting or dividend rights, a variation of the rights attached to a class of shares or debentures or other securities, buy-back of shares, giving loans or extending guarantees in excess of limits prescribed, is required to obtain the resolution passed by means of a postal ballot instead of transacting the business in the Bank's general meeting. A notice to all the shareholders shall be sent along with a draft resolution explaining the reasons therefor and requesting them to send their assent or dissent in writing on a postal ballot within a period of 30 days from the date of posting the letter. Postal ballot includes voting by electronic mode.

Voting Rights

At a general meeting, every member holding shares and entitled to vote and present in person has one vote. Upon a poll, the voting rights of each shareholder entitled to vote and present in person or by proxy is in the same proportion as the capital paid up on each share held by such holder bears to the Bank's total paid up capital. In accordance with the provisions of the Companies Act, 2013, voting is by a poll is ordered by the Chairman of the meeting or voting is carried out electronically. The Chairman of the meeting has a casting vote.

Ordinary resolutions may be passed by simple majority of those present and voting and those voting electronically. Special resolutions require that the votes cast in favour of the resolution must be at least three times the votes cast against the resolution.

A shareholder may exercise his voting rights by proxy to be given in the form required by the Articles of Association. The instrument appointing a proxy is required to be lodged with the Bank at least 48 hours before the time of the meeting. A proxy may not vote except on a poll and does not have the right to speak at meetings.

Statutory Registers

In accordance with provisions of the Companies Act, 2013 and the Articles of Association of the Bank, the Bank shall keep and maintain in its registered office all statutory registers namely register of charges, register of members, register of debenture holders, register of any other security holders, the register and index of beneficial owners and annual return, register of loans, guarantees, security and acquisitions, register of investments not held in its own name and register of contracts and arrangements for such duration and manner that the board of directors may prescribe, unless otherwise prescribed in the Companies Act, 2013 and relevant rules. The registers shall be open for inspection during 11:00 A.M to 1:00 P.M on all working days other Saturdays by such person entitled to inspect the same on payment.

Transfer of Shares

Equity shares of the Bank shall be freely transferrable, subject to applicable law. Any holder of a fully paid shares upon which the Bank does not have a lien is may transfer their shares by way of an instrument of transfer executed by or on behalf of both the transferor and transferee. The transferor shall be deemed to remain a holder of the share until the name of the transferee is entered in the register of members in respect thereof. The Bank may suspend the registration of transfers on giving a notice of seven days or such lesser period in accordance with the Companies Act, 2013, for such periods that the board may from time to time determine, provided that such suspension does not exceed thirty days at one time or forty five days in a year.

Shares held through depositories are transferred in the form of book entries or in electronic form in accordance with the regulations laid down by the SEBI. These provisions provide the regime for the functioning of the depositories and the participants and set out the manner in which the records are to be kept and maintained and the safeguards to be followed in this system. Transfers of beneficial ownership of shares held through a depository are exempt from stamp duty. We have entered into an agreement for such depository services with the National Securities Depository Limited and the Central Depository Services India Limited. SEBI requires that our shares for trading and settlement purposes be in book entry form for all investors, except for transactions that are not made on a Stock Exchanges and transactions that are not required to be reported to the Stock Exchanges. The registrar and transfer agent shall keep a book in which every transfer or transmission of shares will be entered.

Pursuant to the SEBI Listing Regulations, in the event we have not effected the transfer of shares within fifteen days or where we have failed to communicate to the transferee any valid objection to the transfer within the stipulated time period of fifteen days, it is required to compensate the aggrieved party for the opportunity loss caused during the period of the delay.

Liquidation Rights

Subject to the provisions of the Insolvency and Bankruptcy Code, 2016, (“the **IBC**”) upon winding up of the Bank in accordance with the Articles of Association, the official liquidator of the Bank may with the sanction of a special resolution of the Bank and any other sanction required under the IBC, divide the whole or any part of the assets of the Bank, whether they consist of property of the same kind or not. The liquidator may set such value as he deems fair upon any property to be divided subject to the provisions laid down by the Insolvency and Bankruptcy Board of India under Section 35 of the IBC. The liquidator shall determine how such division shall be carried out between members or different classes of members.

In accordance with the provisions of the Articles of Association of the Bank, the liquidator may with the like sanction, vest the whole or any part of the assets of the Bank in trustees upon such trusts for the benefit of the contributories if the liquidator considers it necessary, but so that no member shall be compelled to accept any shares or other securities whereon there is liability.

LEGAL PROCEEDINGS

Except as disclosed below, the Bank and Subsidiaries are not involved in any pending civil and tax proceedings: (i) which are quantifiable and exceed ₹ 2,500 million (being five per cent. of the consolidated profit after tax for the Bank for Fiscal 2019); or (ii) which the Bank believes could have a material adverse effect on the business of the Bank on a consolidated basis. Further, except as stated below, there are no: (a) outstanding criminal litigation against the Bank and its Subsidiaries; (b) inquiries, inspections or investigations under the Companies Act against the Bank and its Subsidiaries in the last three years; (c) prosecutions filed against, fines imposed on, or compounding of offences by the Bank or its Subsidiaries in the last three years under the Companies Act; (d) any litigation or legal action pending or taken against any of the Promoters taken by any Ministry, Department of the Government or any statutory authority in the last three years; (e) notices involving the Bank and its Subsidiaries, which are subsisting have been disclosed; or (f) penalties imposed by regulatory or statutory authorities on the Bank and its Subsidiaries, in the last three years, which are outstanding as on date.

We are involved in a number of legal proceedings in the ordinary course of our business, including certain proceedings with significant financial claims present on the face of the complaint but that we believe lack any merit based on the historical dismissals of similar claims.

Litigation against the Bank

Civil Litigation

1. A company petition was filed on 25 April 2019 by the Ministry of Corporate Affairs, Government of India (“**MCA**”) against the Bank and others (“**2019 Petition**”) before the National Company Law Tribunal Bench at Mumbai (“**NCLT**”) alleging breach by the Bank and the other respondents of the directions issued by NCLT, by way of its order dated 3 December 2018 (“**IL&FS Order**”) in another company petition (“**IL&FS Petition**”) filed by the MCA, before the NCLT, against Infrastructure Leasing And Financial Services Limited (“**IL&FS**”) and others, which is currently pending before the NCLT. In accordance with the IL&FS Order, certain respondents of IL&FS Petition (“**IL&FS Respondents**”) were (i) required to disclose their movable and immovable properties/ assets, including bank accounts, lockers owned by them in India or anywhere in the world, including jointly held properties (“**Declarations**”); and (ii) restrained from, mortgaging or creating charge or lien or creating third party interest or in any way alienating the movable or immovable properties owned by them, including jointly held properties. In accordance with the Declarations, the Indian Banks' Association was instructed by the MCA, to circulate the IL&FS Order to all the member banks, for necessary compliance of the IL&FS Order. It was alleged that the respondent Banks had knowingly allowed one of the IL&FS Respondents to operate his accounts and locker maintained with the respective respondent Banks, in a manner, which was in violation of the IL&FS Order. Hence, the 2019 Petition was filed. The Bank has filed an affidavit in reply refuting all allegations in relation to violation of the IL&FS Order by the Bank. The matter is currently pending before the NCLT and no interim order has been passed against the Bank till date.
2. A suit was filed on 12 April 2019 by Power Finance Corporation Limited (“**Power Finance**”) and others against the Bank and certain others, before the Delhi High Court, alleging breach of various terms and conditions, by the Bank of the trust and retention accounts agreements entered into among Power Finance, the Bank and others. Power Finance had originally entered into a loan agreement with IND Bharat Power (Madras) Limited (“**Borrower**”), the Bank, being one of the lenders, and certain others, for an amount of ₹ 26,550 million. Pursuant to the loan agreement, a trust and retention agreement was also entered into among Power Finance, the Borrower, the Bank and certain others, in relation to govern the disbursement of loan amount to the Borrower (“**TRA**”). Power Finance claimed that the Bank, among others failed to, (i) adequately monitor and administer the disbursements made in accordance with the TRA, (ii) keep custody of the title documents of the Borrower, and (ii) effectively monitor and administer permitted investments in accordance with the procedure laid down in the TRA, thereby causing substantial losses to Power Finance. Power Finance has sought, among other things, a money decree for ₹ 6,250.97 million along with interest at the rate of 15% per annum. The matter is currently pending before the Delhi High Court.

Tax Proceedings

The Bank received a notice of demand dated 2 February 2018 for the assessment year 2015-16 for an amount of ₹ 1,629.87 million along with an assessment order under Section 143(3) read with Section 263 of the Income Tax Act, 1961 dated 2 February 2018 as passed by Joint Commissioner of Income Tax, Circle (1), Ahmedabad

("JCIT"). JCIT has disallowed a claim of deduction of ₹ 4,663.70 million on account of employee stock option plan of the Bank. Pursuant to the disallowance made by the JCIT in its assessment order, the total income was assessed at ₹ 1,22,002.22 million. Aggrieved by the assessment order of the JCIT, the Bank has filed an appeal with the Income Tax Appellate Tribunal, Ahmedabad. The matter is currently pending.

Criminal Litigation

93 criminal cases have been filed against the Bank, its Directors, the managers of its branches and its employees, in relation to alleged violations arising in the ordinary course of business operations of the Bank, including, among others, cases filed under the Indian Penal Code, 1860 alleging criminal conspiracy and criminal breach of trust, cheating and dishonestly inducing delivery of property, forgery for purpose of cheating and cases filed under the Negotiable Instruments Act, 1881 for dishonour of cheques. These matters are currently pending at various stages of adjudication.

Other Material Litigation

We note from publicly available sources, including information available on the website of the Bombay High Court that one Mr. Mohanish Jabalpure has filed a criminal writ petition on 7 August 2019 before the Bombay High Court, Nagpur Bench, against the State of Maharashtra, the Bank and certain other individuals, challenging a circular dated 11 May 2017, issued by the Additional Director General of Police State of Maharashtra, transferring the salary accounts of the police officials from a public sector bank to the Bank. We have not yet been served a notice in this matter.

Regulatory Proceedings

Advisory, warning, caution and show cause notices issued by RBI

1. A show cause notice dated 11 March 2019 was issued by RBI to the Bank alleging non-compliance with directions issued by RBI with respect to a complaint filed by one Mr. Lakha Singh regarding the turnover in the account of Club Value Services ("CVS") with the Bank. It was alleged that the Bank, because of its failure to exercise due diligence in monitoring the account of CVS, whose turnover was allegedly nine times more than declared turnover limit, was in non-compliance with prescribed KYC norms and AML standards. The Bank has submitted its response to the show cause notice on 1 April 2019 stating that the Bank has taken necessary steps to strengthen the monitoring and reporting process.
2. A show cause notice dated 25 April 2018 was issued by RBI to the Bank alleging non-compliance by the Bank, in its capacity as an authorized dealer bank, with the master directions and guidelines issued by RBI. It has been alleged in this show cause notice that the non-compliance was with respect to outstanding entries in export data processing and monitoring system, due to failure by the Bank to obtain requisite information from exporters and effectively report realisation of export transaction entries on time. The Bank replied to the show cause notice, by way of its letter dated 29 May 2018 addressing the concerns raised by RBI. Further to the Bank's response, RBI has advised the Bank to enhance its efforts and ensure closure of all outstanding shipping bills at the earliest.
3. A show cause notice dated 23 August 2018 was issued by the RBI to the Bank alleging non-compliance with the guidelines issued by RBI on time bound implementation and strengthening of SWIFT related operational controls. The Bank replied to the show cause notice, by way of its letter dated 5 September 2018, addressing the concerns raised by RBI. Subsequently, RBI cautioned the Bank by way of its letter dated 2 February 2019 stating that any further non-compliance in this regard will attract penal action in the future.
4. A cautionary notice dated 9 November 2017 was issued by the RBI to the Bank alleging non-compliance with guidelines issued by the RBI in relation to retail lending and debt management for effective recovery of dues in delinquent cases, in pursuance of a complaint by one Mr. Aditya Agrawal. It was alleged that the Bank was in contravention of the RBI guidelines on debt recovery as it had failed to issue letters, e-mails to customers and provide prior notice for recovery. The Bank was further cautioned that deviation from the policies and procedures laid down in this regard will attract grave action from the RBI in future.
5. A show cause notice dated 18 April 2016 was issued by the RBI to the Bank alleging non-compliance directions issued by RBI in relation to KYC norms and AML standards. It was alleged that the Bank, because of its failure to (i) exercise adequate due diligence while monitoring high value transactions in certain newly opened accounts, (ii) obtain bill of entries in a timely manner, (iii) identify and capture

beneficial owners for legacy accounts maintained with the Bank, was in violation of applicable KYC norms and AML standards. Subsequently, a warning was issued by RBI to the Bank by way of its letter dated 27 July 2016.

Show cause notices issued, penalties imposed by the Enforcement Directorate

1. A show cause notice dated 10 April 2019 was issued to the Bank by the Administrative Officer, Adjudicating Authority (Prevention of Money Laundering), Delhi (“**Adjudicating Authority**”), in relation to a complaint filed by the Deputy Director, Enforcement Directorate of Mumbai Zonal Office – II (“**Deputy Director**”) against the Bank under the provisions of the Prevention of Money Laundering Act, 2002, in relation to alleged possession by the Bank, of certain proceeds arising out of crimes allegedly committed by DSK Group of companies (“**DSK Investigation**”). Pursuant to the complaint filed by the Deputy Director, a provisional order of attachment dated 14 February 2019, was passed by the Deputy Director, by way of which, all the movable and/or immovable property in relation to the DSK Investigation, in the possession of the Bank, as a result of mortgage of such properties in favour of the Bank in relation to loan facilities availed from the Bank, were attached (“**Provisional Order**”). In accordance with the present show cause notice issued by the Adjudicating Authority, the Bank has been called upon to disclose the manner in which the Bank is in possession of property associated with the DSK Investigation. The Bank made its submissions before the Adjudicating Authority, pursuant to which an order dated 5 August 2019 was passed confirming the Provisional Order and further stating that such attachment will continue during the pendency of the proceedings. The Bank is currently in the process of filing an appeal.
2. Seven show cause notices were issued by the Enforcement Directorate to the Bank and others, in the year 2019, alleging non-compliance with directions, guidelines and instructions issued by RBI under FEMA, in relation to dealing with foreign exchange, by issuance of travel currency cards to certain money changers who were not unauthorised persons to transact in foreign currency. It has been further alleged that the Bank had failed to exercise due diligence and to adhere to KYC norms, anti-money laundering standards/ combating financing of terrorism norms, and was in contravention of FEMA regulations since it has entered into transactions with these certain money changers. The matters are currently pending.
3. Eight show cause notices, each dated 28 March 2018, were issued by the Enforcement Directorate to the Bank and others, alleging non-compliance with directions, guidelines and instructions issued by RBI under FEMA, in relation to dealing with foreign exchange, by issuance of travel currency cards to certain money changers who were not unauthorised to transact in foreign currency. It has been further alleged that the Bank had failed to exercise due diligence and to adhere to KYC norms, anti-money laundering standards/ combating financing of terrorism norms, and was in contravention of FEMA regulations since it has entered into transactions with these certain money changers. Out of the eight show case notices, four have resulted in penalties being imposed on the Bank for an aggregate amount of ₹ 4.15 million. The Bank has filed appeals before the Commissioner of Income Tax, Chennai against penalties imposed on the Bank in three out of the four matters. The Bank is in the process of filing an appeal against the penalty imposed in the fourth matter. The remaining matters, excluding the matters in which penalties have been imposed, are currently pending.
4. A show cause notice dated 18 October 2016 was issued by the Enforcement Directorate to the Bank, in relation to its capacity as an authorized dealer bank and others alleging non-compliance with directions, guidelines and instructions issued by RBI under FEMA, for failure to obtain prior approval of the Ministry of Information and Broadcasting regarding remittance made outside India by one of its customers, for hiring charges of transponder. The Bank replied to the show cause notice by way of its letter dated 19 December 2016, addressing the concerns raised by the Enforcement Directorate and further requesting the Enforcement Directorate to drop all charges against the Bank.

Show cause notices issued by other regulators

1. Ten show cause notices were issued by the Employees Provident Fund Organisation (“**EFPO**”) to the Bank alleging non-compliance with certain provisions of the Employees’ Provident Funds and Miscellaneous Provident Act, 1952, as amended, arising out of failure to file monthly online returns, non-remittance of dues and delay in taking action on an attachment order. The Bank has submitted responses to the show cause notices addressing the concerns raised by the EFPO in these notices from time to time.

2. A show cause notice dated 21 December 2018 was issued by the Employees Provident Fund Organisation ("EFPO") to the Bank alleging non-compliance with certain provisions of the Employees Provident Fund Scheme, 1952 and Employees' Provident Funds and Miscellaneous Provident Act, 1952, as amended, arising out of failure of submission of mandatory returns of certain provident fund members whose accounts are maintained by the Bank. The Bank replied to the show cause notice by way of its letter dated 7 January 2019 explaining the steps taken by the Bank addressing the concerns raised by EFPO in the show cause notice.
3. A show cause notice dated 11 January 2017, was issued by the Labour Commissioner Office, Patna to the Bank alleging non-compliance by the Bank of certain provisions of the Payment of Gratuity Act, 1972 and Payment of Gratuity (Central) Rules, 1972 arising out of persistent irregularities by the Bank, observed by the authorities during their inspection of a branch of the Bank located in Patna. The Bank has replied to the show cause notice, by way of its letter dated 3 February 2017 refuting all the allegations.
4. A show cause notice dated 11 August 2016 was issued to the Bank by the Labour Commissioner Office, Ahmedabad alleging non-compliance by the Bank with the provisions of the Contract Labour (Regulation and Abolition) Act, 1970 and Central Rules, 1971, arising out of persistent irregularities observed by the authorities during their inspection of a branch of the Bank located in Ahmedabad. The Bank has replied to the show cause notice, by way of its letter dated 27 September 2017 addressing the concerns raised by the Labour Commissioner Office, Ahmedabad, in the show cause notice.
5. A show cause notice dated 24 October 2017 was issued by the Ministry of Labour and Employment, Office of the Deputy Chief Labour Commissioner, Government of India to the Bank, alleging non-compliance with the provisions of the Contract Labour (Regulation and Abolition) Act, 1970, arising out of non-payment of wages to 16 contract workers working for the Bank at Kolkata. The Bank replied to the show cause notice by way of its letter dated 3 November 2017 stating that the Bank as it has already made the required payment to the agent of the Bank, being the contractor who engaged the contract workers, on behalf of the Bank. .
6. A show cause notice dated 20 December 2017 was issued by the Ministry of Labour and Employment, Government of India to the Bank, alleging non-compliance with provisions of the Payment of Bonus Act, 1965 and Payment of Bonus Rules, 1965 and failure of submission compliance report pursuant to an inspection carried out at the Paradip branch of the Bank on 11 August 2017. The Bank has submitted its response, by way of its letter dated 27 December 2017 stating that all the irregularities observed during the inspection have been rectified by the Bank.
7. A show cause notice dated 5 February 2019 was issued by the Insurance Regulatory and Development Authority of India ("IRDAI") to the Bank alleging non-compliance with the IRDAI (Registration of Corporate Agents) Regulations, 2015 and guidelines on 'Licensing of Corporate Agent' dated 14 July 2005, in relation to sourcing of business by the Bank through lead generators. It was alleged that lead generators are not authorised persons, in terms of the IRDAI guidelines to source business. Further, it has also been alleged that the Bank had engaged untrained personnel to source business. The Bank replied to the show cause notice, by way of its letter dated 5 March 2019 addressing the concerns raised by IRDAI in the show cause notice and requesting the IRDAI to drop all charges against the Bank.
8. A show cause notice dated 13 December 2018 has been issued by the Deputy Chief Commissioner, Hyderabad to the Bank alleging non-compliance with certain provisions of Minimum Wages Act, 1948, Payment of Wages Act, 1936, Payment of Bonus Act, 1965, Contract Labour Act, 1970, Inter-State Migrant Workmen Act, 1979, Building and Other Construction Workers Act, 1996, Industrial Dispute Act, 1947, and Maternity Benefit Act, 1961 arising out of failure of submission of unified annual return on the Shram Suvidha Portal for the year ended on 31 December 2017 for one of the Bank's branch in Ananthapur, Andhra Pradesh. The Bank replied to the show cause notice by way of its letter dated 29 January 2019, stating that the requisite data has been sent across to the central office of the Bank for necessary action.
9. A show cause notice dated 29 July 2016 was issued by the District Collector Office at Prabhani to the Bank alleging non-compliance of the Bank with the directions issued by RBI in relation to implementation of interest subvention regarding short term crop loans for farmers. It was alleged that lesser number of crop loans had been disbursed to farmers as opposed to the advised number conveyed to the Bank at a district level consultative committee meeting. The Bank replied to the show cause notice by way of its letter dated 4 August 2016, addressing the concerns raised by the District Collector Office.

Penalties imposed by other regulators

1. The Financial Intelligence Unit of the Ministry of Finance (“**FIU**”) imposed a penalty of ₹ 26.43 million on the Bank for alleged non-compliance with certain provisions of the Prevention of Money Laundering Act, 2002 in relation to monitoring of accounts of certain companies. The Bank has deposited ₹ 2 million with FIU, under protest and has filed an appeal against the amount of the penalty.
2. FIU initiated an investigation in May 2013 pursuant to a sting operation during December 2012 to February 2013 by an online magazine ‘Cobra Post’, in which employees of 15 banks were allegedly involved in various methods of laundering money. In May 2013, FIU issued a show cause notice to the Bank, and on 23 March 2015, levied a fine of ₹ 1.3 million on the Bank relating to the Bank’s failure in reporting attempted suspicious-transactions. The Bank filed an appeal against the order of the FIU and in June 2017, the appellate tribunal dismissed the penalty levied by the FIU and observed that the prescribed matter fell within the provisions of section 13(2)(a) of the Prevention of Money Laundering Act, 2002 (“**PMLA**”) (pursuant to which a warning was required to be given to the Bank). The appellate tribunal held that the matter did not fall within section 13(2)(d) of the PMLA (pursuant to which monetary penalties can be imposed on failure to comply with certain obligations under the PMLA) as mentioned by the FIU. Subsequently, the FIU challenged the order of the appellate tribunal before the Delhi High Court under Section 42 of the PMLA. The Delhi High Court, by its judgement dated 4 September 2019 dismissed the appeal filed by FIU and upheld the appellate tribunal order regarding dismissal of penalty levied by FIU.

SEBI Action

1. Two show cause notices each dated 25 June 2018 (the “**Show Cause Notices**”), were issued by SEBI to the Bank, alleging non-compliance by the Bank with provisions of the code of conduct laid down under the Securities and Exchange Board of India (Debenture Trustee) Regulations, 1993 (“**Debenture Trustee Regulations**”). It has been alleged in the Show Cause Notices that the Bank, among others, had: (i) failed to abide by observations made by SEBI during its inspection of the Bank in 2009; (ii) extended loan facilities to 15 issuer companies to whom it extended debenture trustee services in the past; (iii) failed to obtain certain quarterly reports from two issuer companies; (iv) failed to incorporate certain mandatory clauses, prescribed under the Debenture Trustee Regulations, in the trust deeds entered into with certain issuer companies; (v) failed to exercise due diligence to ensure compliance with the former listing agreement in relation to submission of half yearly reports by two issuer companies; and (vi) failed to maintain an updated database for payment of interest or redemption on debentures. The Bank filed an application dated 28 January 2019 with SEBI for settlement of the Show Cause Notices without admitting or denying any of the allegations. Pursuant to an internal committee meeting held on 24 April 2019, SEBI indicated, that the settlement amount liable to be paid by the Bank, in accordance with the Securities and Exchange Board of India (Settlement Proceedings) Regulations, 2019, would aggregate to ₹ 24.30 million. By way of its letter dated 8 May 2019, the Bank had offered to pay the settlement amount without admitting or denying any of the allegations, which was accepted by SEBI. The Bank made the payment of the settlement amount on 19 July 2019.
2. SEBI passed an order against the Bank (“**SEBI Order**”) on 27 December 2017, in relation to unpublished price sensitive information (“**UPSI**”) pertaining to the financial results of the Bank for the quarter ended 30 June 2017 allegedly being made public in various private WhatsApp groups ahead of the Bank’s official intimation to the relevant stock exchanges. In its order, SEBI observed that most figures that were in circulation in WhatsApp groups about the Bank were either matching in totality or were close to the figures disclosed in the financial statements of the Bank for the quarter ended 30 June 2017. Pursuant to the SEBI Order, SEBI directed the Bank to observe, among others, the following: (i) strengthen its processes, systems and controls forthwith to ensure that such instances of leakage of UPSI does not recur in future; (ii) Bank to conduct an internal inquiry into the leakage of UPSI; and (iii) take appropriate action against those responsible for such leakage, in accordance with the applicable law. The scope of such inquiry included determination of the possible role of following persons in relation to the aforesaid leakage of UPSI: (i) persons or members of committees involved in generation of the original data for the purpose of determination of key figures pertaining to financial figures including gross nonperforming assets, (ii) persons involved in the consolidation of the figures for the financial results, (iii) persons involved in the preparation of board notes and presentations, (iv) persons involved in dissemination of information relating to financial results in the public domain, and (v) any other persons who had access to the information. SEBI directed the Bank to complete the inquiry within a period of three months from the date of the SEBI Order and thereafter, submit a report to SEBI in this regard within a further period

of seven days. Accordingly, the Bank appointed an independent agency to review the effectiveness of the Bank's internal controls and submit a report on its findings. As on date of this Preliminary Placement Document, the Bank has not received any order from SEBI in relation to the matter.

Litigation by the Bank

Civil Litigation

1. An original application was filed under the Recovery of Debts and Bankruptcy Act, 1993 on 19 July 2019 by the Bank against Castex Technologies Limited ("**Castex**") and another, before the Debts Recovery Tribunal, New Delhi, alleging default in repayment under the credit facilities availed by Castex from the Bank. The Bank has sought, among other things, recovery of ₹ 5,962.90 million. The matter is currently pending before the Debts Recovery Tribunal, New Delhi.
2. An original application was filed under the Recovery of Debts and Bankruptcy Act, 1993 on 9 November 2012 by the Bank against Deccan Chronicle Holdings Limited ("**Deccan**") and others, before the Debts Recovery Tribunal of Andhra Pradesh at Hyderabad, alleging default in repayment under the credit facilities availed by Deccan from the Bank. The Bank has sought, among other things, recovery of ₹ 4,183.76 million. The matter is currently pending before the Debts Recovery Tribunal of Andhra Pradesh at Hyderabad.
3. An original application was filed under the Recovery of Debts and Bankruptcy Act, 1993 on 24 April 2019 by the Bank against Educomp Infrastructure & School Management Limited ("**Educomp Infra**") and others, before the Debts Recovery Tribunal, New Delhi, alleging default in repayment under the credit facilities availed by Educomp Infra from the Bank. The Bank has sought, among other things, recovery of ₹ 2,531.41 million. The matter is currently pending before the Debts Recovery Tribunal, New Delhi.
4. An original application was filed under the Recovery of Debts and Bankruptcy Act, 1993 on 15 December 2018 by the Bank against Educomp Solutions Limited ("**Educomp Solutions**") and others, before the Debts Recovery Tribunal, New Delhi, alleging default in repayment under the credit facilities availed by Educomp Solutions from the Bank. The Bank has sought, among other things, recovery of ₹ 4,572.14 million. The matter is currently pending before the Debts Recovery Tribunal, New Delhi.
5. An original application was filed under the Recovery of Debts and Bankruptcy Act, 1993 on 26 September 2016 by the Bank against Everonn Education Limited ("**Everonn**") and others, before the Debts Recovery Tribunal, Chennai, alleging default in repayment under the credit facilities availed by Everonn from the Bank. The Bank has sought, among other things, recovery of ₹ 3,022.81 million. The matter is currently pending before the Debts Recovery Tribunal, Chennai.
6. An original application was filed under the Recovery of Debts and Bankruptcy Act, 1993 on 5 March 2019 by the Bank against SEW Infrastructure Limited ("**SEW**") and others, before the Debts Recovery Tribunal at Hyderabad, alleging default in repayment under the credit facilities availed by SEW from the Bank. The Bank has sought, among other things, recovery of ₹ 3,243.93 million. The matter is currently pending before the Debts Recovery Tribunal at Hyderabad.
7. An original application was under the Recovery of Debts and Bankruptcy Act, 1993 filed on 25 April 2019 by the Bank along with others against Kailash Chandra Shakra and others, before the Debts Recovery Tribunal at Jabalpur, alleging default in repayment under the credit facilities availed by Ruchi Soya Industries Limited from the Bank. The Bank has sought, among other things, recovery of ₹ 3,002.85 million. The matter is currently pending before the Debts Recovery Tribunal at Jabalpur.
8. An original application was filed under the Recovery of Debts and Bankruptcy Act, 1993 on 16 May 2016 by the Bank against Parekh Aluminex Limited ("**Parekh**") and others, before the Debts Recovery Tribunal, Mumbai, alleging default in repayment under the credit facilities availed by Parekh from the Bank. The Bank has sought, among other things, recovery of ₹ 3,658.52 million. The matter is currently pending before the Debts Recovery Tribunal, Mumbai.
9. An original application was filed under the Recovery of Debts and Bankruptcy Act, 1993 on 15 March 2018 by the Bank against Religare Capital Markets International (Mauritius) Limited ("**Religare**") and others, before the Debts Recovery Tribunal, New Delhi, alleging default in repayment under the credit

facilities availed by Religare from the Bank. The Bank has sought, among other things, recovery of ₹ 3,219.39 million. The matter is currently pending before the Debts Recovery Tribunal, New Delhi.

10. An original application was filed under the Recovery of Debts and Bankruptcy Act, 1993 by the Bank against Ramsarup Industries Limited (“**Ramsarup**”) and others, before the Debts Recovery Tribunal, Kolkata, alleging default in repayment under the credit facilities availed by Ramsarup from the Bank. The Bank has sought, among other things, recovery of ₹ 3,234.03 million. The matter is currently pending before the Debts Recovery Tribunal, Kolkata.
11. An original application was filed under the Recovery of Debts and Bankruptcy Act, 1993 on 24 September 2015 by the Bank against Shree Ganesh Jewellery House (India) Limited (“**Shree Ganesh**”) and others, before the Debts Recovery Tribunal, Kolkata, alleging default in repayment under the credit facilities availed by Shree Ganesh from the Bank. The Bank has sought, among other things, recovery of ₹ 2693.96 million. The matter is currently pending before the Debts Recovery Tribunal, Kolkata.
12. An original application was filed under the Recovery of Debts and Bankruptcy Act, 1993 on 24 September 2015 by the Bank and others against LANCO Amarkantak Power Limited (“**LANCO Amarkantak**”) and others, before the Debt Recovery Tribunal, New Delhi alleging default in repayment under the credit facilities availed by Lanco Amarkantak from the Bank. The Bank and the other applicants have sought, among other things, recovery of ₹ 121,460.32 million. The matter is currently pending before the Debt Recovery Tribunal, New Delhi.
13. An application was filed under the Insolvency and Bankruptcy Code on 18 April 2019 by the Bank against Sai Lilagar Power Generation Limited (“**Sai Lilagar**”), before the National Company Law Tribunal, Hyderabad alleging default in repayment of ₹ 3,830.50 million under the credit facilities availed by Sai Lilagar from the Bank. The Bank has sought initiation of corporate insolvency resolution process for recovery of the unpaid amount. The matter is currently pending before the National Company Law Tribunal, Hyderabad.
14. An application was filed under the Insolvency and Bankruptcy Code on 27 November 2018 by the Bank against Sebmarine Kakinada Limited (“**Sebmarine**”), before the National Company Law Tribunal, Hyderabad alleging default in repayment of ₹ 4,170.91 million under the credit facilities availed by Sebmarine from the Bank. The Bank has sought initiation of corporate insolvency resolution process for recovery of the unpaid amount. The matter is currently pending before the National Company Law Tribunal, Hyderabad.
15. An application was filed under the Insolvency and Bankruptcy Code on 19 June 2019 by the Bank against LANCO Kondapalli Power Limited (“**Lanco Kondapalli**”), before the National Company Law Tribunal, Hyderabad alleging default in repayment of ₹ 6,574.16 million under the credit facilities availed by Lanco Kondapalli from the Bank. The Bank has sought initiation of corporate insolvency resolution process for recovery of the unpaid amount. The matter is currently pending before the National Company Law Tribunal, Hyderabad.
16. An original application was filed under the Recovery of Debts and Bankruptcy Act, 1993 on 24 September 2015 by the Bank and others against Gujarat NRE Minerals Resources Limited (“**Gujarat NRE**”) and others, before the Debts Recovery Tribunal, Kolkata, alleging default in repayment under the credit facilities availed by Gujarat NRE from the Bank. The Bank has sought, among other things, recovery of ₹ 23,840.08 million. The matter is currently pending before the Debts Recovery Tribunal, Kolkata.
17. Rajeev Singh Kushwaha had availed a loan from the Bank for purchasing a vehicle, and by virtue of the loan documentation, the vehicle was hypothecated with the Bank. Subsequently, the Enforcement Directorate, by an order dated 27 January 2017, attached certain properties of Rajeev Singh Kushwaha, including the vehicle hypothecated with the Bank. This order was confirmed by an adjudicating authority by an order dated 31 May 2017, under the Prevention of Money Laundering Act, 2002 (“**PMLA**”). The Bank had challenged the order of the adjudicating authority before the appellate tribunal for PMLA, which directed that the hypothecated vehicle be returned to the Bank’s possession. The Enforcement Directorate had challenged the order of the appellate tribunal before the Delhi High Court, which, by an order dated 2 April 2019, set aside the order of the appellate tribunal. The Bank has filed a special leave petition before the Supreme Court of India, challenging the order passed by the Delhi High Court. The matter is currently pending.

Criminal Litigation

Certain criminal cases have been filed by the Bank against various parties in relation to alleged violations arising in the ordinary course of our business operations under, among others, the Indian Penal Code, 1860 and the Negotiable Instruments Act, 1881. These matters are currently pending at various stages of adjudication.

Litigation involving our Directors

Certain cases have been filed against some of our Directors in their capacity as directors of the Bank. These matters are in the ordinary course of business and are currently pending at various stages of adjudication.

Litigation against our Subsidiaries

Civil Litigation

Axis Trustee Services Limited (“**Axis Trustee**”) in its capacity as a security trustee in relation to various credit facilities extended by banks has been impleaded as a proforma defendant in matters involving an amount of ₹ 2,500 million or above. These matters have been filed against third parties, where Axis Trustee has been made a proforma party solely due to their role as a security trustee. Such matters are in the ordinary course of business and are currently pending at various stages of adjudication.

Criminal Litigation

There have been no criminal litigations filed against our Subsidiaries. However, in the ordinary course of business our Subsidiaries are subject to penalties and warnings from various government authorities.

SEBI Action

1. A show cause notice dated 4 October 2017 was issued by SEBI to Axis Trustee alleging non-compliance by Axis Trustee with provisions of the code of conduct laid down under the Securities and Exchange Board of India (Debenture Trustee) Regulations, 1993 (“**Debenture Trustee Regulations**”). It has been alleged in the show cause notice that Axis Trustee, among others, had: (i) failed to incorporate certain mandatory clauses, prescribed under the Debenture Trustee Regulations, in the trust deeds entered into with certain issuer companies; (ii) failed to obtain title search reports and valuation reports in relation to debt issuances by certain companies; (iii) failed to obtain certain quarterly reports from two issuer companies; (iv) failed to exercise due diligence to ensure compliance with the former listing agreement in relation to submission of half yearly reports by two issuer companies; and (v) failed to obtain certificate for end utilisation of funds. Axis Trustee replied to the show cause notice, by way of its letters dated 10 November 2017 and 1 December 2017 and requested for personal hearing, pursuant to which personal hearings took place on 20 November 2017 and 23 February 2018 respectively. After considering the submissions made by Axis Trustee, an order was passed by SEBI on 11 July 2018, by way of which a penalty of ₹ 1 million was imposed on Axis Trustee.
2. A show cause notice dated 6 September 2018 was issued by SEBI to Axis Trustee alleging non-compliance by Axis Trustee with provisions of the Securities and Exchange Board of India (Debenture Trustee) Regulations, 1993 (“**Debenture Trustee Regulations**”) in relation to the non-convertible debentures issued by Reliance Communications Limited (“**RCL**”). It has been alleged that Axis Trustee, among others, had: (i) failed to monitor payment of principal and interest made by RCL to the debenture holders; (ii) failed to report the act of non-cooperation by RCL to the credit rating agencies; (iii) failed to mention RCL in the list of companies, which have defaulted in payment of principal and interest, in its half yearly report; and (iv) failed to issue a press release or inform SEBI about the default in payment of principal and interest by RCL. Axis Trustee was granted an opportunity for personal hearing on 28 November 2018, pursuant to which a settlement application was filed by Axis Trustee on 14 December 2018 without admitting or denying any of the allegations. While the settlement application was being processed, the SEBI (Settlement Proceedings) Regulations, 2018 came into effect and accordingly the settlement amount required to be paid by Axis Trustee was recalculated. Axis Trustee submitted a revised settlement application, by way of its letter dated 18 January 2019 offering to pay ₹ 1.59 million as settlement amount without admitting or denying any of the allegations, which was accepted by SEBI. Further, on 26 March 2019, SEBI directed Axis Trustee to pay additional amount of ₹ 0.398 million on account of delay in filing of settlement application. Axis Trustee made the payments of the settlement amount by way of demand drafts on 18 March 2019 and 28 March 2019.

Litigation by our Subsidiaries

Civil Litigation

There are no civil litigations filed by our Subsidiaries which exceed an amount of ₹ 2,500 million.

Criminal Litigation

Two criminal cases have been filed by our Subsidiaries, one under the Indian Penal Code, 1860 alleging theft of certain electronic equipment and another under the Negotiable Instruments Act, 1881 in relation to dishonour of a cheque. These matters are currently pending at various stages of adjudication.

Inquiries, inspections or investigations under Companies Act against the Bank or its subsidiaries in the last three years

A show cause notice dated 18 May 2018 was issued by the Ministry of Corporate Affairs, Government of India, to the Bank alleging non-compliance with certain provisions of the Companies Act, read with the Companies (Restriction on Number of Layers) Rules, 2017 in relation failure by the Bank, to file a return in e-form CRL-1 within the prescribed time limit prescribed under the Companies Act, read with the Companies (Restriction on Number of Layers) Rules, 2017. The Bank replied to the show cause notice, by way of its letter dated 24 May 2018, stating that a banking company (as defined in the Banking Regulation Act) is exempt, from the requirement of filing of e-form CRL-1 under the Companies (Restriction on Number of Layers) Rules, 2017 and thus the Bank was not required to file the form with the RoC. The matter is currently pending.

Prosecutions filed against, fines imposed on, or compounding of offences by the Bank or its Subsidiaries in the last three years under the Companies Act

There have been no prosecutions filed against, fines imposed on, or compounding of offences by the Bank or its Subsidiaries in the last three years under the Companies Act or any previous company law.

Litigation or legal action pending or taken against the Promoter taken by any Ministry, Department of the Government or any statutory authority in the last three years

Except as disclosed below, there is no litigation or legal action pending or taken by any Ministry or Department of the Government or any statutory authority against the Promoters during the last three years and any direction issued by such ministry or department of the Government or statutory authority upon conclusion of such litigation or legal action:

Oriental Insurance Company Limited

The following penalties have been imposed on Oriental Insurance Company Limited (“**Oriental Insurance**”) in the last three years: (i) an amount aggregating to ₹ 95.54 million by the Service Tax Department in relation to short deduction of service tax and disallowance of central value added tax, out of which ₹ 0.09 million has been paid; (ii) an amount aggregating to ₹ 1.8 million by the Income Tax Department in relation to concealment or inaccurate reporting of income; (iii) an amount aggregating to ₹ 1 million by a court or tribunal for matters including claim settlement and excluding compensation, which has already been paid by Oriental Insurance; and (iv) an amount aggregating to ₹ 17.34 million by a government or statutory authority, out of which ₹ 17.16 million has already been paid by Oriental Insurance.

General Insurance Corporation of India

General Insurance Corporation of India is involved in 17 tax proceedings before various courts and tribunals in relation to matters including but not limited to disallowance for exemption for profit on sale of investments, unutilized central value added tax and diminution in the value of investments. An amount aggregating to ₹ 18,591 million is involved in three out of 17 of these proceedings. These matters are currently pending at various stages of adjudication.

Life Insurance Corporation of India

The following penalties have been imposed on Life Insurance Company of India (“**LIC**”) in the last three years: (i) an amount aggregating to ₹ 9.22 million by Service Tax authorities; (ii) an amount aggregating to ₹ 37.21 million by Income Tax authorities; (iii) an amount aggregating to ₹ 0.08 million by various other tax authorities;

(iv) an amount aggregating to ₹ 1.82 million by various courts and tribunals; and (v) an amount aggregating to ₹ 16.12 million by other central, state, local, government and statutory authorities. All the penalty amounts have been paid by LIC.

The New India Assurance Company Limited

The following fines and penalties have been imposed on New India Assurance Company Limited (“NIA”): (i) fine for non-compliance with the provisions of the constitution of nomination and remuneration committee in accordance with the SEBI Listing Regulations; (ii) penalty for an aggregate amount of ₹ 2510.70 million during the year 2015-16 by CCI, pursuant to which an appeal was filed by NIA before the Competition Appeal Tribunal against the order of the CCI; subsequently a penalty of ₹ 2 million was imposed by the Competition Appeal Tribunal (“Tribunal Order”); CCI has filed an appeal against the Tribunal Order and the matter is currently pending. All the penalty amounts have been paid by NIA.

National Insurance Company Limited

The following penalties have been imposed on National Insurance Company Limited (“NIC”) in the last three years: (i) an amount aggregating to ₹ 4.52 million by Service Tax authorities; (ii) an amount aggregating to ₹ 0.07 million by various other tax authorities; (iii) an amount aggregating to ₹ 1628 million by CCI, out of which ₹ 1,626 million has been waived and ₹ 2 million has been paid by NIC (iv) an amount aggregating to ₹ 0.008 million by central, state, local, government and statutory authority, out of which ₹ 0.005 million has been waived and ₹ 0.003 million has been paid by NIC; and (v) an amount aggregating to ₹ 1.5 million by Insurance Regulatory and Development Authority of India. All the penalty amounts have been paid by NIC.

United India Insurance Company Limited

The following penalties have been imposed on United India Insurance Company Limited (“UIIC”) in the last three years: (i) an amount aggregating to ₹ 100.76 million by Service Tax authorities for variation in claiming input credit in relation to service tax; (ii) an amount aggregating to ₹ 1.4 million by Insurance Regulatory and Development Authority of India for, among others, delay in payment for claim and failure to record proper justification; and (iii) an amount aggregating to ₹ 1,566.20 million, out of which ₹ 1550.60 million was waived off and ₹ 15.60 million has been paid. All the penalty amounts have been paid by UIIC.

Defaults in respect of dues payable

The Bank has no outstanding defaults in relation to statutory dues payable, dues payable to holders of any debentures (including interest thereon) or dues in respect of deposits (including interest thereon) or any defaults in repayment of loans from any bank or financial institution (including interest thereon).

Material Frauds

The Special Committee of the Board of Directors for Monitoring of Large Value Frauds comprises five Directors namely Mr. Baburao Busi, Mr. Amitabh Chaudhry, Mr. Rakesh Makhija, Mr. Rajesh Dahiya and Mrs. Usha Sangwan. The Committee is chaired by Mr. Baburao Busi. The Special Committee of the Board of Directors for Monitoring of Large Value Frauds was constituted in response to an RBI circular to monitor fraudulent activity involving ₹ 10 million and above. The major functions of the Special Committee involve overseeing investigation of large value frauds involving amount of ₹ 10 million and above in each case, actions taken by the Bank against the perpetrators of such frauds and suggesting and reviewing corrective steps to plug systemic loopholes, if any, monitoring the progress in all the large value frauds and implementation of the suggestions made by the Committee, reviewing the accounts identified as ‘Red-Flagged’ with an exposure amounting to ₹ 500 million and above from the Bank, reviewing matter involving cyber frauds and functioning of Fraud Review Council. The Bank’s Policy relating to Management and Reporting of Frauds is approved by the Committee, the functioning of the Committee is reviewed by the Board of Directors on a half-yearly basis.

In the last three years, the acts of frauds involving an amount of ₹ 10 million or more, against the Bank as reported to the RBI are as follows:

Sr. No	Details of the fraud	Amount Involved (In ₹ million)	Summary and Action taken by the Bank
1.	Case of misappropriation and criminal breach of trust by Late Mr. Navajit	13.79	The branch head of the Bank at the time of the fraud in connivance with the teller and the operations

Sr. No	Details of the fraud	Amount Involved (In ₹ million)	Summary and Action taken by the Bank
	Kakoty, the branch head, Mr. Anurag Nath, the operations head and Mr. Shashanka Hazarika, the teller, at the time of the fraud.		head of the Bank had fraudulently siphoned off funds of certain customers of the Bank. Pursuant to receipt of complaints from aggrieved customers, a complaint was lodged with the Biswanath Chariali Police Station, Assam by the Bank in relation to the fraudulent activities allegedly undertaken by the perpetrators. The case was reported to the RBI on 13 July 2018. The matter is currently under investigation. The amount involved has been written off by the Bank.
2.	Case of cheating and forgery by Aditya Polymers and Chemicals (India) Private Limited.	196	Aditya Polymers and Chemicals (India) Private Limited had fraudulently sold properties mortgaged by it as collateral in relation to the term loan and cash credit facilities as a part of the consortium availed by them from the Bank without informing and taking the prior consent of the consortium and had allegedly siphoned off the funds. The case was reported to the RBI on 19 February 2018 and a complaint was lodged with the Economic Offences Wing, Crawford Market, Mumbai in this regard. The matter is currently under investigation. The Bank has filed a suit before the Debt Recovery Tribunal, Mumbai on 6 April 2017 and has also issued notice to the company under the SARFAESI Act. The amount involved has been provisionally held by the Bank.
3.	Case of cheating and forgery by Abhishek Tubes Limited.	23.2	Abhishek Tubes Limited had deposited forged title deeds as mortgage in relation to the loan availed by them from the Bank. The company also misled the Bank's empanelled valuer and officials to a wrong site for valuation of the property. The case was reported to the RBI on 5 June 2018. A complaint was lodged with the Commissioner of Police, new Delhi in this regard. The matter is currently under investigation. The amount involved has been provisionally held by the Bank.
4.	Case of misappropriation and breach of trust by Mr. Rajeev Sachan, a custodian of cash replenishment agency called CMS Infor Systems Limited.	18.47	Mr. Rajeev Sachan, deployed for loading cash in various ATMs/bunch note acceptor/recyclers had misappropriated the recycler's cash. The case was reported to the RBI on 19 August 2019 and a complaint was lodged with the Link Road Police Station, Ghaziabad in this regard. The matter is currently under investigation. The amount involved has been recovered by the Bank.
5.	Case by cheating and forgery by Mrs. C Ramadevi, Mr. Krishna Rajasekaran and Mr. V Balu.	11.60	The borrowers in connivance with certain other accomplices had submitted forged title documents to fraudulently avail a loan facility. The case was reported to the RBI on 26 February 2018 and an FIR was lodged with the Office of the Commissioner of Police, Chennai in this regard. The matter is currently under investigation. The amount involved has been provisionally held by the Bank.
6.	Case of cheating and forgery by Mr. T Sasikala and others.	15	The borrowers in connivance with certain employees of Axis Sales Limited had submitted forged proof of income to meet the eligibility criteria to avail a loan facility from the Bank. The case was reported to the RBI on 21 July 2016 and an FIR was lodged with the Office of the Commissioner of Police, Chennai in this regard. The matter is currently under investigation. An amount of ₹ 0.6 million has been recovered by the Bank and the remaining amount involved has been provisionally held by the Bank.

Sr. No	Details of the fraud	Amount Involved (In ₹ million)	Summary and Action taken by the Bank
7.	Case of cheating and forgery by Mr. Manzoor Ahmed Shah and others.	22.42	The borrowers in collusion with certain tehsil officials had forged and fabricated land documents for creation of collateral in relation to the loan facilities availed by them. The case was reported to the RBI on 21 July 2016 and a complaint was lodged with the Senior Superintendent of Police, Anantnag, Jammu and Kashmir in this regard. The matter is currently under investigation. An amount of ₹ 0.165 million has been recovered by the Bank and the remaining amount involved has been provisionally held by the Bank.
8.	Case of cheating and forgery by Keshav Forex and Travels Private Limited.	130.90	Keshav Forex and Travels Private Limited had misrepresented its financials, thereby inducing the Bank to provide loan facility to finance inflated debt reflected in the financials. Certain directors of the company provided personal guarantees for the facilities extended by the Bank. The case was reported to the RBI on 22 July 2016 and a complaint was lodged with the Officer in charge, Mumbai against the company and its directors in this regard. The matter is currently under investigation. The amount involved has been provisionally held by the Bank.
9.	Case of cheating and forgery by Anil Limited.	604.40	Anil Limited had submitted forged sales bills and committed other financial irregularities in relation to the credit facilities extended by the Bank. The case was reported to the RBI on 27 October 2017 and a complaint was lodged with the Navrangpura Police Station, Ahmedabad in this regard. An Original Application was filed by the Bank has filed before the Debts Recovery Tribunal, Ahmedabad An amount of ₹ 529.8 million has been provisionally held by the Bank.
10.	Case of cheating and forgery by Shree Satkar Cooperative Credit Society Limited.	55.82	Certain stolen demand drafts, originally sent by Mondelez India Foods Private Limited to its shareholders, were found deposited in the account of Shree Satkar Cooperative Credit Society Limited, maintained with the Bank. It was found that Mondelez India Foods Private Limited did not send these demand drafts through registered post, as mandated by the court and reported the fraudulent collection by Shree Satkar Cooperative Credit Society Limited after a lapse of two years. The case was reported to the RBI on 15 February 2017 and a criminal complaint was lodged with the Nagpada Police Station, Mumbai after procuring evidence of delivery of demand drafts from Mondelez India Foods Private Limited. The matter is currently under investigation. An amount of ₹ 4.786 million has been recovered by the Bank.
11.	Case of cheating and forgery by borrowers and certain empanelled valuers including Mr. Sanjay Kumar and Mr. Rahul Garg.	20.62	The borrowers had availed gold loan facilities from the Bank against fake gold jewellery, certified as genuine, by empanelled valuers of the Bank at the time. The case was reported to the RBI on 30 July 2018 and a complaint was lodged with the Superintendent of Police, Yamunanagar in this regard. The matter is currently under investigation. An amount of ₹ 0.916 million has been recovered by the Bank and the remaining amount involved has been provisionally held by the Bank.
12.	Case of cheating and forgery by Mr. M. Murugan.	15.10	Mr. Murugan, an employee of District Rural Development Agency in connivance with his accomplices had fraudulently siphoned off funds from three DRDA accounts routing it through his and his

Sr. No	Details of the fraud	Amount Involved (In ₹ million)	Summary and Action taken by the Bank
			accomplices' accounts maintained with the Bank and certain other banks. The case was reported to the RBI on 21 November 2017 and a complaint was lodged with the Police Superintendent, Erode, Tamil Nadu in this regard. The matter is currently under investigation. An amount of ₹ 0.098 million has been recovered by the Bank and an amount of ₹ 15 million has been written off by the Bank.
13.	Case of cheating and forgery by Mr. Rahul Arora and Mrs. Amarjeet Kaur.	18	The borrowers had availed a loan facility from the Bank in the year 2014 and had mortgaged their self-occupying residential property against the loan. During the year 2017, on the occurrence of default in payment by the borrowers and subsequent inspection by the Bank's collection team, it was discovered that the borrowers had obtained multiple funding from various lenders for the same property. The case was reported to the RBI on 23 May 2019 and a complaint was lodged with Lajpat Nagar Police Station, New Delhi in this regard. The matter is currently under investigation. An amount of ₹ 1.708 million has been recovered by the Bank and the remaining amount involved has been provisionally held by the Bank.
14.	Case of cheating and forgery by L M Fashions Private Limited.	115	L M Fashions Private Limited had submitted fabricated financial statements to the Bank in relation to the loans availed by them. The case was reported to the RBI on 24 May 2019 and a complaint was lodged with the Badambari Police Station, Cuttack in this regard. The matter is currently under investigation. The amount involved has been provisionally held by the Bank.
15.	Case of cheating and forgery by Surya Rubbers.	17.90	Surya Rubbers had forged and fabricated the title deeds as mortgage that it was required to deposit with the Bank against facilities availed by them. The case was reported to the RBI on 16 February 2017 and a complaint was lodged in this regard. An original application was filed by the Bank before the Debts Recovery Tribunal, Ernakulum. The amount involved has been provisionally held by the Bank.
16.	Case of cheating and forgery by Mr. Pankaj Kumar the then assistant sales manager of the branch.	10.58	Mr. Pankaj Kumar had misappropriated funds from customers by luring them to invest in fictitious scheme assuring higher returns. He was arrested and continues to be in police custody till date. The case was reported to the RBI on 27 May 2019 and a complaint was lodged with Hariharpur Police Station, Gomoh, Jharkhand in this regard. The matter is currently under investigation. An amount of ₹ 0.365 million has been recovered by the Bank and the remaining amount involved has been written off by the Bank.
17.	Case of cheating and forgery by 55 individuals including staff members, customers and certain third parties.	37	Certain customers and third parties with the support and collaboration of certain staff members of the Bank had fabricated income and KYC documents that were required to be deposited with the Bank for sanctioning the loan facilities availed by them. The case was reported to the RBI on 16 February 2017 and a complaint was lodged in this regard. The matter is currently under investigation. An amount of ₹ 4.3 million has been recovered by the Bank and an amount of ₹ 32.7 million has been provisionally held by the Bank.
18.	Case of cheating and forgery by Shri Ganapati Ores and Ispat Private Limited.	13.50	Shri Ganapati Ores and Ispat Private Limited had submitted fabricated financial statements to the

Sr. No	Details of the fraud	Amount Involved (In ₹ million)	Summary and Action taken by the Bank
			Bank for increasing the limits of the loan facilities already availed by them. The case was reported to the RBI on 6 August 2019 and a complaint was lodged with the Raghunathpalli Police Station, Odisha in this regard. The matter is currently under investigation. The Bank has separately filed an application under Section 14 of the SARFAESI Act before the Tahasildar, Biramitrapur to take possession of the secured assets. The hearing of the application is awaited. The amount involved has been provisionally held by the Bank.
19.	Case of cheating and forgery by New Ganesh Motors and others.	83.27	New Ganesh Motors, a direct selling agent associated with the Bank, in connivance with certain borrowers forged registration certificates and insurance cover notes and fabricated number plates of vehicles to fraudulently avail auto loan facilities from the Bank. Upon investigation, during the process of recovery, it was discovered that the vehicles for which the facilities were availed were untraceable. The case was reported to the RBI on 16 November 2018 and a complaint was lodged with the Rabale Police Station, New Mumbai in this regard. The matter is currently under investigation. An amount of ₹ 20.48 million has been recovered by the Bank and the remaining amount involved has been provisionally held by the Bank.
20.	Case of cheating and forgery by Valecha Engineering Limited.	546	Valecha Engineering Limited had fabricated documents that it was required to submit to the Bank for availing a credit facility. Additionally, certain other financial irregularities were arising out of suspicious diversion of funds. The case was reported to the RBI on 18 November 2018 and a complaint was lodged in this regard. The matter is currently under investigation. The amount involved has been provisionally held by the Bank.
21.	Case of cheating and forgery by Corporate Ispat Alloys Limited.	454.50	Corporate Ispat Alloys Limited had diverted funds disbursed by the Bank towards other projects and its associate companies without completing the project for which the funds had originally been disbursed by the Bank. The case was reported to the RBI on 20 November 2018 and a complaint was lodged in this regard. The matter is currently under investigation. An original application for recovery was filed by the Bank before the Debts Recovery Tribunal, Nagpur in January 2017. The amount involved has been provisionally held by the Bank.
22.	Case of cheating and forgery by Mandana Industries Limited.	628.44	Mandana Industries Limited had availed loan facilities from the Bank for the fulfilment of certain objects. On occurrence of default in repayment, it was discovered, among others, that the funds which were originally disbursed by the Bank to MIL had been diverted and not used for the purpose which was originally stated by MIL. Additionally, certain other financial irregularities were observed, which included manipulation of books of accounts by the company. The case was reported to the RBI on 20 November 2018 and a complaint was lodged, in this regard. The matter is currently under investigation. The amount involved has been provisionally held by the Bank.
23.	Case of cheating and forgery by Firestar International Private Limited.	292	The Bank had granted working capital loan facilities to Firestar International Private Limited as a part of consortium banking arrangement and had also sanctioned certain loans outside the

Sr. No	Details of the fraud	Amount Involved (In ₹ million)	Summary and Action taken by the Bank
			<p>consortium. The credit facilities were secured against primary security of hypothecation of current assets of the company and collateral of equitable mortgage of the immovable properties, on pari passu basis with other consortium banks. Subsequently, Punjab National Bank and other consortium lenders declared the company's account as 'fraud' on account of the unauthorized letter of undertakings issued on behalf of firms in which Mr. Nirav Modi was the promoter. The Bank had classified the company's account as 'fraud' with an amount involved as ₹ 292 million. A case has already been registered by the Central Bureau of Investigation on the complaint filed by Punjab National Bank. The case was reported to the RBI on 8 August 2018 and the Bank has lodged a complaint with the Banking Securities and Fraud Cell, Central Bureau of Investigation, Mumbai in this regard. The matter is currently under investigation. The Bank issued a demand notice under Section 13(2) of the SARFAESI Act on 5 June 2018 to the company for repayment of dues. The amount involved has been provisionally held by the Bank.</p>
24.	Case of cheating and forgery by Mr. Mahesh Ghate.	15	<p>Mr. Mahesh Ghate and his accomplice had opened an account with the Bank by impersonating certain individuals. The perpetrators, then fabricated a sale deed in relation to a certain properties and named these certain impersonated individuals as sellers. Subsequently, the perpetrators fraudulently availed a home loan from Indian Bank and collected the loan disbursement in the account maintained with the Bank. The case was reported to the RBI on 14 February 2018 and a complaint was lodged with the Hinjewadi Police Station, Pune, in this regard. The matter is currently under investigation and the extent of loss to the Bank is ₹ 14.99 million.</p>
25.	Case of cheating and forgery by Emgreen Impex Private Limited.	29.86	<p>Emgreen Impex Private Limited had withdrawn funds from the cash credit account maintained with the bank even after liquidating the limit. The case was reported to the RBI on 19 February 2018 and a complaint was lodged with the Rajgouri Garden Police Station, New Delhi, in this regard. The matter is currently under investigation. The amount involved has been recovered by the Bank.</p>
26.	Case of cheating and forgery by third parties of 284 customers of the Bank.	12.72	<p>Various ATM transactions had been fraudulently committed by cloning of debit cards of certain customers, by third parties, while the cards were in physical possession of the respective holders. The fraudulent activities were attributed to the suspected leakage of data from the Bank's internal database. The case was reported to the RBI on 27 October 2016 and a complaint was lodged with the Cyber Cell of Police, Airoli, Navi Mumbai, in this regard. The matter is currently under investigation. The amount involved has been provisionally held by the Bank.</p>
27.	Case of cheating and forgery by Intellisys Technologies and Research Private Limited.	217.50	<p>Intellisys Technologies and Research Private Limited had fabricated book debt statements required to be submitted to the Bank in relation to the loan availed by them. Additionally, certain other financial irregularities were arising out of diversion of partial loan proceeds to related accounts and individual accounts. The case was reported to the RBI on 11 June 2018 and a complaint was lodged</p>

Sr. No	Details of the fraud	Amount Involved (In ₹ million)	Summary and Action taken by the Bank
			with the Joint Commissioner of Police, Kolkata in this regard. The matter is currently under investigation. An original application was filed by the Bank before the Debts Recovery Tribunal, Kolkata and has also initiated action under SARFAESI. An amount of ₹ 41.7 million has been recovered by the Bank and the remaining amount involved has been provisionally held by the Bank.
28.	Case of cheating and forgery by DSK Motors Private Limited.	48.50	DSK Motors Private Limited had diverted funds disbursed by the Bank and not used for the purpose which was originally stated by the Company. The case was reported to the RBI on 8 October 2018 and a complaint was lodged with the Pune Police Station, in this regard. The matter is currently under investigation. An amount of ₹ 32.2 million has been recovered by the Bank and the remaining amount involved has been provisionally held by the Bank.
29.	Case of cheating and forgery by Abhijeet Projects Limited.	498.60	Abhijeet Projects Limited had diverted funds disbursed by the Bank towards its related companies without fulfilling the object for which the funds had originally been disbursed by the Bank. Canara Bank and Vijaya Bank, other lenders of the company, reported the company's account as fraud to the Central Bureau of Investigation. The case was reported to the RBI on 27 October 2016 and a complaint was lodged in this regard. The matter is currently under investigation. The amount involved has been provisionally held by the Bank.
30.	Case of cheating and forgery by Mr. Bhavinbhai Ghosai, Mr. Kalpesh Vagasia, Mr. Balvantsinh Shinol, Mr. Bharatsinh Shinol, Mr. Kanaiyalal Panchal and Mr. Parshotambhai Savaliya.	21.30	The borrowers in collusion with certain godown supervisors had fraudulently replaced the actual agricultural produce, required to be deposited as collateral with the Bank, with 'dried grass' in relation to the loan availed by them. The case was reported to the RBI on 27 December 2018 and a complaint was lodged with the Gondal Police Station in this regard. The matter is currently under investigation.
31.	Case of misappropriation of cash by the then custodian of Securitrans Private Limited, a cash replenishment agency.	13.27	A certain custodian of a Securitrans Private Limited, a cash replenishment agency, had misappropriated cash which had to be deposited in ATMs, including an ATM of the Bank. The case was reported to the RBI on 29 March 2019 and a complaint was lodged with the Erode Police Station, Tamil Nadu in this regard. The matter is currently under investigation. The amount involved has been recovered by the Bank.
32.	Case of misappropriation and criminal breach of trust by Mr. Sandip Dankhara, Mr. Savan Baldha and Mr. Dhaval Bhikhadiya.	24.97	The perpetrators, in connivance with Mr. Sandip Dankhara and certain other staff members of the Bank fraudulently siphoned off the funds from accounts of certain customers. The case was reported to the RBI on 6 March 2018 and a complaint was lodged with the Police Station in Sachin, Surat in this regard. Mr. Sandeep Dankhara and Mr. Savan Baldha have been arrested by the police and further investigation is in progress. An amount of ₹ 8.577 million has been recovered by the Bank and the remaining amount involved has been written off by the Bank.
33.	Case of cheating and forgery by Mr. Harish Agarwal and Ms. Leena Agarwal.	27	The borrowers had availed a home loan facility from the Bank in the year 2014. After November 2018, on the occurrence of default in payment by the borrowers and subsequent inspection by the Bank's collection team, it was discovered that the

Sr. No	Details of the fraud	Amount Involved (In ₹ million)	Summary and Action taken by the Bank
			property against which the loan was sought was occupied a certain individual to whom the Bank had financed a loan against the same property in January 2015. The case was reported to the RBI on 29 March 2019 and a complaint was lodged with the Economics Offences Wing, Delhi in this regard. The matter is currently under investigation. An amount of ₹ 2.142 million has been recovered by the Bank and the remaining amount involved has been provisionally held by the Bank.
34.	Case of cheating and forgery by Helios and Matheson IT Bangalore Limited.	21.72	Helios and Matheson IT Bangalore Limited had fabricated book debt statements and other documents required to be submitted to the Bank in relation to the loan availed by it. The case was reported to the RBI on 8 January 2018 and a complaint was lodged with the Office of Joint Commissioner of Police, Bangalore, in this regard. The amount involved has been provisionally held by the Bank.
35.	Case of misappropriation and criminal breach of trust by Mr. Alankar Agarwal, the head of operations of the Bank at the time of the fraud.	49.79	Mr. Alankar Agarwal, the head of operations of the Bank at the time of the fraud, was found to be involved in various irregularities including making fictitious entries of cash deposit in the accounts of several customers of the Bank. The case was reported to RBI on 28 February 2017 and a complaint has been with Khurja Police Station, Uttar Pradesh in this regard. The matter is currently under investigation in this regard. It is to be noted that there is no financial loss to the Bank in this case.
36.	Case of cheating and forgery by Hotel Sapphire Inn.	124.50	In relation to the credit facilities availed by Hotel Sapphire Inn, the Bank while enforcing its security on a property of the company found that the company had failed to disclose to the Bank a prior lease created on the property. The case was reported to RBI on 19 December 2017 and a complaint was lodged with Shakespeare Sarani Police Station, Kolkata in this regard. The matter is currently under investigation. The amount involved has been provisionally held by the Bank.
37.	Case of cheating and forgery by Unique Infraventure.	50.40	Unique Infraventure was found to have diverted and siphoned off a part of the funds received pursuant to the credit facilities availed from the Bank. The case was reported to RBI on 19 December 2017 and a complaint was lodged with Shakespeare Sarani Police Station, Kolkata in this regard. The matter is currently under investigation. The amount involved has been provisionally held by the Bank.
38.	Case of cheating and forgery by Happy Enterprises.	53.20	Happy Enterprises was found to have diverted and siphoned off a part of the funds received pursuant to the credit facilities availed from the Bank. The case was reported to RBI on 19 December 2017 and a complaint was lodged with Shakespeare Sarani Police Station, Kolkata in this regard. The matter is currently under investigation. The amount involved has been provisionally held by the Bank.
39.	Case of cheating and forgery by KJSL Freight Movers.	56.80	KJSL Freight Movers was found to have diverted and siphoned off a part of the funds received pursuant to the credit facilities availed from the Bank. The case was reported to RBI on 19 December 2017 and a complaint was lodged with Shakespeare Sarani Police Station, Kolkata in this regard. The matter is currently under investigation.

Sr. No	Details of the fraud	Amount Involved (In ₹ million)	Summary and Action taken by the Bank
			The amount involved has been provisionally held by the Bank.
40.	Case of cheating and forgery by Vedit Freight Movers.	58.10	Vedit Freight Movers was found to have diverted and siphoned off a part of the funds received pursuant to the credit facilities availed from the Bank. The case was reported to RBI on 19 December 2017 and a complaint was lodged with Shakespeare Sarani Police Station, Kolkata in this regard. The matter is currently under investigation. The amount involved has been provisionally held by the Bank.
41.	Case of cheating and forgery by SB Enterprises.	45.30	SB Enterprises was found to have diverted and siphoned off a part of the funds received pursuant to the credit facilities availed from the Bank. The case was reported to RBI on 19 December 2017 and a complaint was lodged with Shakespeare Sarani Police Station, Kolkata in this regard. The matter is currently under investigation. The amount involved has been recovered by the Bank.
42.	Case of cheating and forgery by AV Enterprises.	27.90	AV Enterprises was found to have diverted and siphoned off a part of the funds received pursuant to the credit facilities availed from the Bank. The case was reported to RBI on 19 December 2017 and a complaint was lodged with Shakespeare Sarani Police Station, Kolkata in this regard. The matter is currently under investigation. The amount involved has been provisionally held by the Bank.
43.	Case of misappropriation and criminal breach of trust by Mr. Rajesh Kumar, accountant of a customer of the Bank and Mr. Kamal Ahsan, the relationship manager of the Allahabad branch of the Bank at the time of the fraud.	240.70	Mr. Kamal Ahsan, the relationship manager of the Allahabad branch of the Bank at the time of the fraud, was found to have acted in collusion with Mr. Rajesh Kumar, the accountant of a customer of the Bank and fraudulently debited the customer's account from time to time without any mandate and siphoned off funds from the customer's account. The case was reported to RBI on 2 May 2017 and a complaint was lodged with Civil Lines Police Station, Allahabad in this regard. The matter is currently under investigation. An amount of ₹ 4.8 million has been recovered and the rest of the amount involved has been provisionally held by the Bank.
44.	Case of misappropriation and criminal breach of trust by Mr. Varun Juluru, the customer service manager of the Mahbubabad branch, Telangana at the time of the fraud.	19.88	Mr. Varun Juluru, the customer service manager of the Mahbubabad branch, Telangana at the time of the fraud, was found to have fraudulently transferred funds from the accounts of the Bank's customers to the accounts of his relatives and friends. The case was reported to RBI on 27 December 2017 and a complaint was lodged with Mahbubabad Police Station, Telangana in this regard. The matter is currently under investigation. The amount involved has been recovered by the Bank.
45.	Case of cheating and forgery by Mr. Shubh Chander, Ms. Sonia Dubey and Mr. Manish Sharma, employees of Rajendar Mittal Construction Company Limited, the complainant.	14.39	Pursuant to a complaint made by Rajendar Mittal Construction Company Limited, it was found that Mr. Shubh Chander, Ms. Sonia Dubey and Mr. Manish Sharma, who were employees of the complainant company, had fraudulently effected various remittances and had siphoned off funds. The case was reported to RBI on 11 November 2016 and a complaint was lodged with Bhiwadi Police Station, Rajasthan in this regard. The matter is currently under investigation.

Sr. No	Details of the fraud	Amount Involved (In ₹ million)	Summary and Action taken by the Bank
46.	Case of cheating and forgery by Shilpi Cable Technologies Limited.	259.00	Shilpi Cable Technologies Limited was found to have diverted the funds borrowed from the consortium of banks and was also involved in various irregularities such as raising of funds outside the consortium of banks without the prior consent of the consortium, submission of inflated financial statements, etc. The case was reported to RBI on 30 March 2018 and a complaint was lodged with Mandir Marg Police Station, New Delhi in this regard. The matter is currently under investigation. An amount of ₹ 16.10 million has been recovered and the rest of the amount involved is provisionally held by the Bank.
47.	Case of cheating and forgery by certain third parties in the accounts of Richmond Builders Private Limited and another.	26.07	Certain third parties was found to have fraudulently availed home loan facilities from the Bank by submitting forged documents and obtained loan disbursements from the Bank through demand drafts and siphoned off funds. The case was reported to RBI on 31 March 2017 and a complaint was lodged with Jigrani Police Station, Bangalore in this regard. The matter is currently under investigation. The amount involved is provisionally held by the Bank.
48.	Case of irregularities in foreign exchange transactions in accounts of certain customers of the Bank.	309.60	Certain irregularities were observed in foreign exchange transactions during the internal audit conducted at the Saidapet branch, Chennai of the Bank. The case was reported to RBI on 11 November 2016 and a complaint was lodged with the Office of the Commissioner of Police, Chennai in this regard. The matter is currently under investigation. It is to be noted that there is no financial loss to the Bank.
49.	Case of misappropriation and criminal breach of trust by Mr. J. Jayaprakash, assistant manager and gold loan officer at the Adyar branch of the Bank at the time of the fraud and Mr. Gunasekaran, gold loan business development executive from Axis Sales Limited at the time of the fraud.	35.80	Mr. J. Jayaprakash, assistant manager and gold loan officer at the Adyar branch, Chennai of the Bank at the time of the fraud and Mr. Gunasekaran, gold loan business development executive from Axis Sales Limited at the time of the fraud, was found to have opened fictitious gold loan accounts and siphoned off funds. The case was reported to RBI on 2 January 2018 and a complaint was lodged with the Office of the Commissioner of Police, Chennai in this regard. The matter is currently under investigation. An amount of ₹ 10.2 million has been recovered by the Bank and an amount of ₹ 24.60 million has been provisionally held by the Bank.
50.	Case of cheating and forgery by Mr. Rahul Sharma.	21.91	Mr. Rahul Sharma was found to have availed home loan facilities from the Bank by submitting fake title deeds and KYC documents. The case was reported to RBI on 24 November 2016 and a complaint was lodged with the Economic Offence Wing, New Delhi in this regard. The matter is currently under investigation. An amount of ₹ 2.63 million has been recovered and an amount of ₹ 19.27 million has been provisionally held by the Bank.
51.	Case of cheating and forgery by Ramya Textiles Ramya Sizing Mills.	45.57	In relation to the credit facilities availed from the Bank, Ramya Textiles Ramya Sizing Mills was found to have created multiple charges on properties mortgaged to the Bank and also diverted and siphoned off funds from the amount received pursuant to the credit facilities. The case was reported to RBI on 8 August 2017 and a complaint was lodged with the Office of Superintendent of Police, Erode in this regard. The matter is currently

Sr. No	Details of the fraud	Amount Involved (In ₹ million)	Summary and Action taken by the Bank
			under investigation. The amount involved has been provisionally held by the Bank.
52.	Case of cheating and forgery by Chem Edge International Private Limited.	386.80	Chem Edge International Private Limited was found to be involved in several fraudulent activities such as manipulation of books of accounts, diversion of funds, etc. The case was reported to RBI on 17 October 2018 and a complaint was lodged with Navrangpura Police Station, Ahmedabad in this regard. The matter is currently under investigation. Further, the Bank, along with other banks of the consortium has filed a joint recovery application before the Debts Recovery Tribunal, Ahmedabad. The amount involved has been provisionally held by the Bank.
53.	Case of cheating and forgery by Shri Balaji Hi-Tech Constructions Private Limited.	31.77	Shri Balaji Hi-Tech Constructions Private Limited was found to have mortgaged flats to the Bank which were already mortgaged to other banks and also sold the subject flats to third parties without taking prior consent from the Bank. The case was reported to RBI on 31 May 2017 and a complaint was lodged with the Vijaynagar Police Station, Ghaziabad in this regard. The matter is currently under investigation. An amount of ₹ 9.14 million has been recovered and an amount of ₹ 22.632 million has been provisionally held by the Bank.
54.	Case of cheating and forgery by HGCL Niraj Supreme Infrastructure Private Limited.	210.00	HGCL Niraj Supreme Infrastructure Private Limited was found to have submitted forged bank guarantee amendments and renewals in relation to 14 bank guarantees worth ₹ 210 million. The case was reported to RBI on 1 October 2018 and a complaint was lodged with the Office of the Economic Offence Wing, Crawford Market, Mumbai in this regard. The matter is currently under investigation. The amount involved has been recovered by the Bank.
55.	Case of misappropriation and criminal breach of trust by Mr. Rajkumar T, the branch operations head of the Venkata Narayana Road branch, Chennai at the time of the fraud.	10.92	Mr. Rajkumar T, the branch operations head of the Venkata Narayana Road branch, Chennai at the time of the fraud, was found to have siphoned off funds by fraudulently revalidating demand drafts and breaking term deposit receipts of certain customers of the Bank. The case was reported to RBI on 19 December 2016 and a complaint was lodged with the Office of the Commissioner of Police, Chennai in this regard. The matter is currently under investigation. An amount of ₹ 7.55 million has been recovered and the rest of the amount involved has been written off by the Bank.
56.	Case of cheating and forgery by Krishna Saw Mill.	156.60	Krishna Saw Mill was found to have submitted fabricated financial statements and availed higher working capital limit than permitted. The company also disposed of a major portion of their stock without the taking prior consent of the Bank which resulted in depletion of the primary security coverage for the outstanding amount. The case was reported to RBI on 6 June 2017 and a complaint was lodged with Office of the Commissioner of Police, Tiruchurapalli in this regard. The matter is currently under investigation. The amount involved has been provisionally held by the Bank.
57.	Case of cheating and forgery by Shreeji Associates.	56.60	In relation to credit facilities availed from the Bank, Shreeji Associates was found to have sold the flats mortgaged to the Bank without taking prior consent from the Bank. The case was reported to the RBI on

Sr. No	Details of the fraud	Amount Involved (In ₹ million)	Summary and Action taken by the Bank
			14 August 2017 and a complaint was lodged with the Economic Offence Wing, Navi Mumbai in this regard. The matter is currently under investigation. The amount involved has been provisionally held by the Bank.
58.	Case of cheating and forgery by Mr. Jenedulla Sharif.	10.05	Mr. Jenedulla Sharif was found to have availed a home loan facility from the Bank by submitting forged documents. The case was reported to RBI on 23 December 2016 and a complaint was lodged with Saraswathipuram Police Station, Mysore in this regard. An amount of ₹ 0.13 million has been recovered and the rest of the amount involved has been provisionally held by the Bank.
59.	Case of cheating and forgery by Mr. Manoj Joshi.	13.00	Mr. Manoj Joshi was found to have availed a housing loan facility from the Bank by submitting forged documents. The case was reported to RBI on 23 December 2016. A criminal complaint was filed before the Magistrate at Mysore in this regard and the Magistrate referred the matter to the jurisdictional police station for investigation. Further, an application for recovery was filed before the Debts Recovery Tribunal, Bangalore in this regard. An amount of ₹ 0.41 million has been recovered and the rest of the amount involved has been provisionally held by the Bank.
60.	Case of cheating and forgery by Mr. Paras Sudhir Shah.	11.78	Mr. Paras Sudhir Shah was found to have registered multiple fake sale deeds on the same property and availed home loan facilities from the Bank and other financial institutions by submitting the fake sale deeds as security. The case was reported to RBI on 3 October 2018 and a complaint was lodged with Sadhu Vaswani Chowk Police Station, Pune in this regard. The matter is currently under investigation. The amount involved has been provisionally held by the Bank.
61.	Case of cheating and forgery by Krishna Wood Works.	156.60	Krishna Wood Works was found to have submitted fabricated financial statements and availed higher working capital limit than permitted. The company also disposed of a major portion of their stock without taking prior consent of the Bank which resulted in depletion of the primary security coverage for the outstanding amount. The case was reported to RBI on 7 June 2017 and a complaint was lodged with Office of the Commissioner of Police, Tiruchurapalli in this regard. The matter is currently under investigation. The amount involved has been provisionally held by the Bank.
62.	Case of cheating and forgery by Sharan Communications.	18.80	Sharan Communications was found to have availed an enhanced cash credit limit from the Bank by submitting a forged non-objection certificate in relation to a property already mortgaged with another bank. The case was reported to RBI on 19 July 2018 and a complaint was lodged with Patliputra Police Station, Patna in this regard. The matter is currently under investigation. The amount involved has been provisionally held by the Bank.
63.	Case of cheating and forgery by Geekay Colonizers and Builders Limited and others.	98.22	Geekay Colonizers and Builders was found to have acted in collusion with the empanelled valuer and direct selling agent of the Bank and availed home loan facilities from the Bank in the names of their accomplices and siphoned off funds received pursuant to the loan facilities. The case was reported to RBI on 21 August 2017 and a complaint was

Sr. No	Details of the fraud	Amount Involved (In ₹ million)	Summary and Action taken by the Bank
			lodged with Civil Line Police Station, Raipur in this regard. The matter is currently under investigation. The amount involved has been provisionally held by the Bank.
64.	Case of cheating and forgery by Helios and Matheson Information Technology Limited.	353.80	Helios and Matheson Information Technology Limited was found to be involved in fraudulent acts such as submitting fabricated financial statements to the Bank for availing loan facilities, raising public deposits without obtaining a non-objection certificate from the Bank and defaulting in repayment of loans, etc. The case was reported to RBI on 23 August 2018 and a complaint was lodged with Central Crime Branch, Chennai in this regard. The amount involved has been provisionally held by the Bank.
65.	Suspected case of cheating and forgery by Classic Forex & Consultancy Services Private Limited.	12,890	Classic Forex & Consultancy Services Private Limited, a full-fledged money changer associated with the Bank in the capacity of a channel partner for sale of travel currency cards/forex cards; had made forex remittances to certain suspicious parties. The case was reported to the RBI on 26 October 2016 and a police complaint was lodged with Sanjay Nagar Police Station, Bengaluru in this regard. The Enforcement Directorate is also investigating the matter. Since the genuineness of the remittances could not be established with certainty, the Bank has classified the same under the category 'Irregularities in forex transactions'. It is to be noted that there is no financial loss to the Bank.
66.	Case of cheating and forgery by Parekh Aluminex Limited.	3,277.4	Parekh Aluminex Limited had fraudulently made land purchases by payment of cash without any supporting documents that are required to be submitted to the Bank. Additionally, other financial irregularities were observed arising out of wrongful capitalization of interest. The case was reported to the RBI on 21 July 2016 and a complaint was lodged with the Economic Offence Wing in this regard. Charge sheet has been filed and the hearing is yet to take place. Amount of ₹ 3,159 million has been provisionally held by the Bank.
67.	Case of cheating and forgery by Geodesic Limited.	245.2	Geodesic Technology Solutions Limited is a wholly owned subsidiary of Geodesic Limited. The company availed loan facilities from the Bank. It was observed that the company diverted the funds disbursed by the Bank. Additionally, several financial irregularities were arising out of suspicious investment transactions allegedly undertaken by the company. The case was reported to the RBI on 17 February 2017 and a police complaint was lodged with the Economic Offence Wing, Crawford Market, Mumbai in this regard. The matter is currently under investigation. The Economic Offence Wing has already registered the case on 18 January 2016 as per the directives of Bombay High Court on the writ petition filed by Citibank, London. An amount of ₹ 1.716 million has been recovered and an amount of ₹ 245.2 million has been written off by the Bank.
68.	Case of cheating and forgery by Geodesic Technology Solutions Limited.	2,363.3	Geodesic Limited had defaulted in the relation to the loan facilities availed from the Bank and other lenders, as a part of the consortium. In January 2013, the company was declared as a wilful defaulter. The case was reported to the RBI on 17

Sr. No	Details of the fraud	Amount Involved (In ₹ million)	Summary and Action taken by the Bank
			February 2017 and a police complaint was lodged with the Inspector of Police, Economic Offence Wing, Mumbai in this regard. The matter is currently under investigation. The amount involved has been written off by the Bank.
69.	Case of cheating and forgery by Ruchi Soya Industries Limited.	2,385.3	Ruchi Soya Industries Limited had created various shell firms and subsequently, routed its business transactions through them. The company also misrepresented its financial statements to obtain loan facilities in excess of the limit. The case was reported to the RBI on 1 October 2018. IDBI Bank, the lead bank of the consortium has filed a complaint with the Central Bureau of Investigation against the company and its directors on behalf of the consortium. The amount involved has been provisionally held by the Bank.
70.	Case of cheating and by Diamond Power Infrastructure Limited.	2,180	Diamond Power Infrastructure Limited availed loan facilities from the Bank as a part of the consortium. On 31 December 2017, the account maintained with the Bank was classified as an NPA. During February 2018, it was found that the promoters of the company fabricated documents to avail facilities. Additionally, other financial irregularities were observed arising out of diversion of funds which included utilisation of funds from one bank to service the debt with another bank. The case was reported to the RBI on 18 June 2018 and a police complaint was lodged with the Gandhinagar Police Station, Gujarat in this regard. The matter is under investigation. The Central Bureau of Investigation is also investigating the matter suo-moto. Provision has been made for an amount of ₹ 2084.2 million by the Bank. Further, an amount of ₹ 95.8 million has been recovered by the Bank.
71.	Case of cheating and forgery by Usher Agro Limited.	2,080.261	The Bank had granted loan facilities to Usher Agro Limited as a part of the consortium. It was reported by one of the members of the consortium that the company had submitted forged title documents to fraudulently avail loan facilities. Subsequently, the Bank classified the account of the company maintained with the Bank as a red flagged account. The case was reported to the RBI on 16 December 2017 and a complaint was lodged with the Economic Offence Wing in this regard. IDBI Bank has filed a complaint with the Central Bureau of Investigation. Joint Lenders' Forum has initiated recovery proceedings. The amount involved has been provisionally held by the Bank.
72.	Case of cheating and forgery by Asian Ispat FZ LLC.	1,850	Asian Ispat Free Zone Limited Liability Corporation had availed loan facilities from the Bank for the fulfilment of certain objects. In September 2016 the account of the company was identified as an NPA by the Bank. Additionally, certain other financial irregularities were arising out of diversion of funds and manipulation of books of accounts. The case was reported to the RBI on 19 December 2018 and a complaint was lodged in Dubai in this regard. The Court in Dubai pronounced a verdict of three years imprisonment.
73.	Case of cheating and forgery by Gili India Limited.	874.9	The Bank had granted loan facilities to Gili India Limited as a part of consortium banking arrangement. The credit facilities were secured by hypothecation of current assets of the company on pari passu basis with other lenders and collaterally

Sr. No	Details of the fraud	Amount Involved (In ₹ million)	Summary and Action taken by the Bank
			by equitable mortgage of the immovable properties, personal guarantees of Mr. Mehul Choksi alongwith corporate guarantee of Gitanjali Gems Limited. The Bank had classified the company's account as 'fraud' with an amount involved as ₹ 874.9 million in light of the issuance unauthorised letter of undertakings by Punjab National Bank. A case has already been registered by the Central Bureau of Investigation on the complaint filed by Punjab National Bank. The case was reported to the RBI on 13 July 2018 and a complaint was lodged with the Bank Securities and Fraud Cell of the Central Bureau of Investigation, Mumbai in this regard by Punjab National Bank on behalf of the consortium. The matter is under investigation. The amount involved has been provisionally held by the Bank.
74.	Case of cheating and forgery by Lakshmi Energy and Food Limited.	843.3	Lakshmi Energy and Food Limited had misrepresented its stocks, book debt records to fraudulently avail loan facilities from the Bank. Additionally, other financial irregularities were observed arising out of transacting with related parties. The case was reported to the RBI on 4 October 2018 and a complaint was lodged with Chandigarh Police Station in this regard. The Bank, along with Punjab National Bank has also filed a joint complaint with the Central Bureau of Investigation. The amount involved has been provisionally held by the Bank.
75.	Case of cheating and forgery by Ardor International Limited.	800	Ardor International Limited had diverted funds to the personal accounts of its directors and other family members of its promoters. The case was reported to the RBI on 4 July 2017 and a complaint was lodged with Navrangpura Police Station, Ahmedabad in this regard. An amount of ₹ 13.29 million has been recovered by the Bank. The rest of the amount involved has been provisionally held by the Bank.
76.	Case of cheating and forgery by Nakshtra Brands Limited.	400.40	The Bank had granted loan facilities to Nakshtra Brands Limited as a part of consortium banking arrangement and had also sanctioned certain loan facilities outside the consortium. The credit facilities were secured by primary security of hypothecation of current assets of the company on pari passu basis with other lenders and collaterally by lien on fixed deposit to the extent of ₹ 32 million along with personal guarantees of Mr. Mehul Choksi and corporate guarantee of Gitanjali Gems Limited. The Bank had classified the company's account as 'fraud' with an amount involved as ₹ 400.4 million in light of the issuance unauthorised letter of undertakings by Punjab National Bank. A case has already been registered by the Central Bureau of Investigation on the complaint filed by Punjab National Bank. The case was reported to the RBI on 19 July 2018 and a complaint was lodged with the Bank Securities and Fraud Cell of the Central Bureau of Investigation, Mumbai in this regard. The matter is currently under investigation. The amount involved has been provisionally held by the Bank.
77.	Case of misappropriation and criminal breach of trust by Mr. Rajkumar Bharadwaj.	25.62	Mr. Rajkumar Bharadwaj, a former assistant sales manager of the Bank in connivance with third parties forged KYC documents of policy holders and misappropriated the maturity proceeds of the

Sr. No	Details of the fraud	Amount Involved (In ₹ million)	Summary and Action taken by the Bank
			policies. Subsequently, he transferred the proceeds of the policies to other accounts. The case was reported to the RBI on 21 April 2017 and a complaint was lodged with the Economic Offence Wing, Delhi in this regard. Economic Offences Wing is currently investigating the matter.

Details of default, if any, including therein the amount involved, duration of default and present status, in repayment of statutory dues; debentures and interests thereon; deposits and interest thereon; and loan from any bank or financial institution and interest thereon

As on the date of this Preliminary Placement Document, the Bank has no outstanding defaults in repayment of statutory dues, dues payable to holders of any debentures and interest thereon, deposits and interest thereon and loans and interest thereon from any bank or financial institution, except where there is dispute under litigation.

Summary of reservations, qualifications or adverse remarks of auditors in the last five Fiscal Years immediately preceding the year of circulation of this Preliminary Placement Document and of their impact on the financial statements and financial position of the Bank and the corrective steps taken and proposed to be taken by the Bank for each of the said reservations or qualifications or adverse remark

No reservations, qualifications or adverse remarks have been given by our auditors in the last five Fiscals immediately preceding the year of circulation of this Preliminary Placement Document.

Details of defaults in annual filing of the Bank under the Companies Act

As on the date of this Placement Document, the Bank has not made any default in annual filings of the Bank under the Companies Act..

Details of significant and material orders passed by the regulators, courts and tribunals impacting the going concern status of the Bank and its future operations.

Except as stated in this section, there are no significant and material orders passed by the regulators, courts and tribunals impacting the going concern status of the Bank and its future operations..

INDEPENDENT STATUTORY AUDITORS

M/s Haribhakti & Co. LLP, Chartered Accountants, are our current statutory auditors as required by the Companies Act and in accordance with the guidelines issued by the ICAI.

M/s Haribhakti & Co. LLP replaced S. R. Batliboi & Co. LLP, Chartered Accountants, as the Bank's independent auditors commencing from the conclusion of the AGM held on 20 June 2018. The Audit Committee of the Bank and the Board have approved the appointment of M/s Haribhakti & Co. LLP, Chartered Accountants, as the statutory auditors of the Bank for Fiscal Year 2019 by their resolutions dated December 21, 2017 and April 27, 2018, respectively. The Shareholders of the Bank have approved the appointment of M/s Haribhakti & Co. LLP, Chartered Accountants, as the statutory auditors of the Bank at the AGM held on 20 June 2018.

The Bank's Fiscal 2019 Audited Standalone Financial Statements and Fiscal 2019 Audited Consolidated Financial Statements included in this Preliminary Placement Document have been audited by M/s Haribhakti & Co. LLP, chartered accountants, the Bank's statutory auditors. Additionally, the Interim Consolidated Financial Statements have been reviewed by M/s Haribhakti & Co. LLP, chartered accountants.

The Bank's Fiscal 2018 Audited Standalone Financial Statements, Fiscal 2018 Audited Consolidated Financial Statements, Fiscal 2017 Audited Standalone Financial Statements and Fiscal 2017 Audited Consolidated Financial Statements included in this Preliminary Placement Document have been audited by S. R. Batliboi & Co. LLP, chartered accountants, the Bank's predecessor statutory auditors. S.R. Batliboi & Co. LLP was informed by the RBI by way of a press release dated 3 June 2019 that the RBI will not approve S.R. Batliboi & Co. LLP for carrying out statutory audit assignments for commercial banks for one year commencing from 1 April 2019.

The Bank's Special Purpose Condensed Financial Statements in this Preliminary Placement Document have been subject to a limited review by M/s Haribhakti & Co. LLP, chartered accountants, in accordance with the Standard on Review Engagements 2410, "Review of Interim Financial Information Performed by the Independent Auditor of the Entity" issued by the ICAI, as stated in the auditors' report thereon, and not to an audit. Accordingly, the degree of reliance on the auditors' report on such information should be restricted in light of the limited nature of the review procedures applied. Interim financial information is not necessarily indicative of results that may be expected for the full Fiscal or any future reporting period.

FINANCIAL INFORMATION

Financial Statement	Page Number
Special Purpose Condensed Financial Statements	F1
Interim Consolidated Financial Statements	F9
Fiscal 2019 Audited Standalone Financial Statements	F15
Fiscal 2019 Audited Consolidated Financial Statements	F110
Fiscal 2018 Audited Standalone Financial Statements	F171
Fiscal 2018 Audited Consolidated Financial Statements	F255
Fiscal 2017 Audited Standalone Financial Statements	F304
Fiscal 2017 Audited Consolidated Financial Statements	F382

Independent Auditor's Review Report on the Unaudited Interim Condensed Standalone Financial Statements of Axis Bank Limited

To The Board of Directors

Axis Bank Limited,

1. We have reviewed the accompanying Unaudited Interim Condensed Standalone Financial Statements of Axis Bank Limited ('the Bank') comprising of the Condensed Balance Sheet as at June 30, 2019, the Condensed Profit & Loss Account and the Condensed Cash Flow Statement for the period April 1, 2019 to June 30, 2019 and selected explanatory notes thereon ("the Condensed Standalone Financial Statements").
2. This Condensed Standalone Financial Statements, which is the responsibility of the Bank's Management and approved by the Committee of whole time directors at its meeting held on September 19, 2019, has been prepared in accordance with recognition and measurement principles laid down in Accounting Standard 25 "Interim Financial Reporting" as prescribed under Section 133 of Companies Act, 2013, the relevant provisions of the Banking Regulation Act, 1949, the circulars, guidelines and directions issued by the Reserve Bank of India as applicable from time to time and other accounting principles generally accepted in India (collectively referred to as "Generally Accepted Accounting Principles"). Our responsibility is to issue a report on the Condensed Standalone Financial Statements based on our review.
3. We conducted our review of the Condensed Standalone Financial Statements in accordance with the Standard on Review Engagement (SRE) 2410, "Review of Interim Financial Information Performed by the Independent Auditor of the Entity" issued by ICAI. This standard requires that we plan and perform the review to obtain moderate assurance as to whether the Condensed Standalone Financial Statements have been prepared in accordance with the Generally Accepted Accounting Principles and are free of material misstatement. A review is limited primarily to inquiries of company personnel and analytical procedures applied to financial data and thus provide less assurance than an audit. We have not performed an audit and accordingly, we do not express an audit opinion.
4. Based on our review conducted and procedures performed as stated in paragraph 3 above, nothing has come to our attention that causes us to believe that the accompanying Condensed Standalone



HARIBHAKTI & CO. LLP

Chartered Accountants


Financial Statements are not prepared, in all material respects, in accordance with the Generally Accepted Accounting Principles.

5. These Condensed Standalone Financial Statements has been prepared only for the purpose of inclusion in the Preliminary Placement Document and the Placement Document to be filed with the Securities and Exchange Board of India, Registrar of Companies and the Stock Exchanges with regards to the Proposed Qualified Institutional Placement of Equity Share of Face Value of Rs. 2 each of the Bank. We do not accept or assume responsibility for any other purpose except as expressly agreed by our prior consent in writing.

For Haribhakti & Co. LLP

Chartered Accountants

ICAI Firm Registration No.103523W/W100048



Purushottam Nyati

Partner

Membership No.: 118970

UDIN: 19118970AAAADQ7404



Mumbai

September 19, 2019

Axis Bank |

Axis Bank Limited

Unaudited interim condensed standalone Balance Sheet as at 30 June 2019

Particulars	(Rs. in crores)		
	As on 30.06.2019 (Unaudited)	As on 31.03.2019 (Audited)	As on 30.06.2018 (Unaudited)
<u>CAPITAL AND LIABILITIES</u>			
Capital	523.90	514.33	513.59
Reserves and Surplus	70,703.74	66,161.97	63,672.53
Deposits	540,677.68	548,471.34	447,079.32
Borrowings	130,121.44	152,775.78	152,227.10
Other Liabilities and Provisions	32,539.45	33,073.11	29,193.36
TOTAL	774,566.21	800,996.53	692,685.90
<u>ASSETS</u>			
Cash and Balances with Reserve Bank of India	28,428.04	35,099.03	27,637.84
Balances with Banks and Money at Call and Short Notice	9,848.85	32,105.60	12,148.71
Investments	175,791.53	174,969.28	1,54,613.64
Advances	497,276.01	494,797.97	4,41,074.45
Fixed Assets	4,053.22	4,036.64	3,968.51
Other Assets	59,168.56	59,988.01	53,242.75
TOTAL	774,566.21	800,996.53	692,685.90
Contingent Liability	742,961.32	755,765.27	841,651.91
Bills for Collection	47,070.82	51,928.86	52,434.02


For Haribhakti & Co. LLP

Chartered Accountant
Firm Registration No. 103523W/W100048



Rujshottam Nyati
Partner
Membership No. :118970

For Axis Bank Limited



Amitabh Chaudhry
(MD & CEO)



Rajesh Dahiya
(ED-Corporate Centre)



Jitram Sridharan
(Chief Financial Officer)



Pralay Mondal
(ED-Retail Banking)

Date: 19 September, 2019
Place: Mumbai



Axis Bank |


Axis Bank Limited

Unaudited interim condensed standalone Profit and Loss account for the quarter ended 30 June 2019

Particulars	[Rs. in crores]	
	For the quarter ended 30.06.2019 (Unaudited)	For the quarter ended 30.06.2018 (Unaudited)
<u>INCOME</u>		
Interest earned	15,254.95	12,777.02
Other income	3,868.76	2,924.99
A	19,123.71	15,702.01
<u>EXPENDITURE</u>		
Interest expended	9,411.30	7,610.22
Operating expenses	3,819.65	3,719.75
Provisions & contingencies	4,522.68	3,670.95
B	17,753.63	15,000.92
Net Profit after taxes (A-B)	1,370.08	701.09
Basic Earnings per share	5.29	2.73
Diluted Earnings per share	5.26	2.72

For Haribhakti & Co. LLP

Chartered Accountant
Firm Registration No. 103523W/W100048



Purushottam Nyati
Partner
Membership No. :118970

Date: 19 September, 2019
Place: Mumbai



For Axis Bank Limited


Amitabh Chaudhry
(MD & CEO)


Rajesh Dahiya
(ED-Corporate Centre)


Jairam Sridharan
(Chief Financial Officer)


Pralay Mondal
(ED-Retail Banking)

Axis Bank |

Axis Bank Limited

Unaudited interim condensed standalone Cash Flow statement for the period ended 30 June 2019

Particulars	(Rs. in crores)	
	For the period ended 30.06.2019 (Unaudited)	For the period ended 30.06.2018 (Unaudited)
Cash flow from operating activities	(8,145.57)	(3,567.08)
Cash used in from investing activities	(774.01)	(4,351.99)
Cash generated from financing activities	(19,994.62)	4,250.15
Effect of exchange fluctuation on translation reserve	(13.55)	0.59
Net increase in cash and cash equivalents	(28,927.75)	(3,668.33)
Cash and cash equivalents - Opening Balance	67,204.64	43,454.89
Cash and cash equivalents - Closing Balance	38,276.89	39,786.56

For Haribhakti & Co. LLP

For Axis Bank Limited

Chartered Accountant


Firm Registration No. 103523W/W100048



Purushottam Nyati

Partner

Membership No. :118970



Amitabh Chaudhry
(MD & CEO)



Rajesh Dahiya
(ED-Corporate Centre)



Pralay Mondal
(ED-Retail Banking)

Date: 19 September, 2019

Place: Mumbai



Jaiiram Sridharan
(Chief Financial Officer)

Axis Bank Limited

Selected explanatory notes to the Unaudited interim condensed standalone financial statements

1. **Basis of Preparation of Unaudited Interim Condensed Standalone Financial Statements**

The Unaudited Interim Condensed Standalone Financial Statements (Condensed Standalone Financial Statements) consisting of Unaudited Interim Condensed Standalone Balance Sheet as at June 30, 2019, Unaudited Interim Condensed Standalone Profit & Loss Account and Unaudited Interim Condensed Standalone Cash Flow statement for the period then ended have been prepared in accordance with recognition and measurement principles laid down in Accounting Standard 25 "Interim Financial Reporting" as prescribed under Section 133 of Companies Act, 2013, the relevant provisions of the Banking Regulation Act, 1949, the circulars, guidelines and directions issued by the Reserve Bank of India (RBI) as applicable from time to time ("RBI Guidelines") and other accounting principles generally accepted in India.

2. **Use of Estimates**

The preparation of Condensed Standalone Financial Statements in conformity with the generally accepted accounting principles requires the management to make estimates and assumptions that affect the reported amounts of revenue and expenses. The estimates and assumptions used in the accompanying are based upon management's evaluation of the relevant facts and circumstances as on the date of the Condensed Standalone Financial Statements. Actual results may differ from the estimates and assumptions used in preparing the accompanying Condensed Standalone Financial Statements. Any revision to accounting estimates is recognized prospectively in current and future periods.

3. **Accounting Policies**

Accounting Policies and practices followed in the preparation of Condensed Standalone Financial Statements for the period ended June 30, 2019 remain the same as those followed in the preparation of financial statements for the year ended March 31, 2019 except otherwise stated.

4. During the quarter ended 30th June, 2019, the Bank adopted a policy of maintaining provision on non-funded outstanding in corporate standard advances rated 'BB and Below', all SMA-2 advances as reported to CRILC, NPAs, and prudentially written off accounts. As a result, the provisions and contingencies for the quarter are higher by ₹459 crores with a consequent reduction to the profit before tax.

5. The capital adequacy ratio of the Bank as at 30 June 2019, calculated as per the RBI guidelines (under Basel III) is set out below:

Capital Adequacy Ratios	30.06.2019**	31.03.2019	30.06.2018**
Capital Adequacy Ratio	15.82%	15.84%	16.57%
CET1	11.44%	11.27%	11.72%
Tier I CRAR	12.66%	12.54%	13.08%
Tier II CRAR	3.16%	3.30%	3.49%

**Capital adequacy ratio (excluding profits for the three month period) computed in accordance with Basel III guidelines issued by RBI



A handwritten signature in black ink, appearing to be a stylized 'A' or similar character.

6. Segmental reporting

		(Rs. in crores)	
Particulars		For the quarter ended 30.06.2019	For the quarter ended 30.06.2018
		(Unaudited)	(Unaudited)
1	<u>Segment Revenue</u>		
A	Treasury	6,684.54	5,444.91
B	Corporate/Wholesale Banking	7,079.98	6,747.12
C	Retail Banking	14,270.52	11,074.96
D	Other Banking Business	219.05	205.06
	Total	28,254.09	23,472.05
	Less: Inter Segment Revenue	9,130.38	7,770.04
	Income from Operations	19,123.71	15,702.01
2	<u>Segment Results After Provisions & Before Tax</u>		
A	Treasury	1,414.90	327.96
B	Corporate/Wholesale Banking	(653.84)	26.47
C	Retail Banking	1,159.82	562.79
D	Other Banking Business	157.30	117.12
	Total Profit Before Tax	2,078.18	1,034.34

		(Rs. in crores)		
Particulars		As on 30.06.2019	As on 31.03.2019	As on 30.06.2018
		(Unaudited)	(Audited)	(Unaudited)
1	<u>Segment Assets</u>			
A	Treasury	255,378.10	283,985.76	229,559.67
B	Corporate/Wholesale Banking	229,546.33	238,692.89	221,390.52
C	Retail Banking	279,926.70	268,642.17	232,453.97
D	Other Banking Business	246.89	337.05	488.57
E	Unallocated	9,468.19	9,338.66	8,793.17
	Total	774,566.21	800,996.53	692,685.90
2	<u>Segment Liabilities</u>			
A	Treasury	251,337.23	274,441.80	252,585.00
B	Corporate/Wholesale Banking	107,950.45	129,036.24	101,160.21
C	Retail Banking	343,873.14	329,975.66	273,992.50



	Particulars	As on 30.06.2019	As on 31.03.2019	As on 30.06.2018
		(Unaudited)	(Audited)	(Unaudited)
D	Other Banking Business	41.37	53.89	52.01
E	Unallocated	136.38	812.64	710.06
	Total	703,338.57	734,320.23	628,499.78
	Capital and Other Reserves	71,227.64	66,676.30	64,186.12
	Total	774,566.21	800,996.53	692,685.90

Note: Effective 1st April 2019, the Bank has reported inter segment revenue and inter segment expense in the Central Funding Unit (which forms part of Treasury segment) on a net basis as against earlier practice of reporting revenue and expenses on a gross basis. Accordingly, segmental revenue numbers for the previous periods have been restated to make them comparable with current period numbers. There is no impact of this change on the segmental profit before tax.

7. Ratios

	As at 30.06.2019	As at 30.06.2018
(a) Amount of Gross Non-Performing Assets	29,404.90	32,662.40
(b) Amount of Net Non-Performing Assets	11,037.48	14,901.56
(c) % of Gross NPAs	5.25%	6.52%
(d) % of Net NPAs	2.04%	3.09%
(e) Return on Assets (Annualised)	0.69%	0.40%

8. During the quarter ended 30th June, 2019, the Bank allotted 2,517,255 equity shares pursuant to the exercise of options under its Employee Stock Option Scheme.
9. During the quarter ended 30th June, 2019, the Bank allotted 45,357,385 equity shares pursuant to exercise of convertible share warrants by the warrant holders. As a consequence, the paid-up share capital of the Bank has increased by ₹9.07 crores and the reserves of the Bank have increased by ₹2,553.62 crores.
10. The above unaudited interim condensed standalone financial statements have been approved by the Committee of Whole time Directors in its meeting held on 19th September, 2019.

Previous period figures have been regrouped and reclassified, where necessary, to make them comparable with current period figures.



Independent Auditor's Review Report on quarterly Unaudited Consolidated Financial Results of Axis Bank Limited pursuant to the Regulation 33 of SEBI (Listing Obligations and Disclosures Requirements) Regulations, 2015

To The Board of Directors

Axis Bank Limited

1. We have reviewed the accompanying Statement of Unaudited Consolidated Financial Results of **Axis Bank Limited** ("the Parent" or "the Bank") and its subsidiaries (the Parent and its subsidiaries together referred to as "the Group") for the quarter ended June 30, 2019 ("the Statement"), being submitted by the Parent pursuant to the requirement of Regulation 33 of the SEBI (Listing Obligations and Disclosure Requirements) Regulations, 2015, as amended, except for the disclosures relating to "Pillar 3 under Basel III Capital Regulations", "Leverage Ratio" and "Liquidity Coverage Ratio" as have been disclosed on the Bank's website and in respect of which a link has been provided in the Statement and have not been reviewed by us.
2. Attention is drawn to the fact that the consolidated figures for the corresponding quarters ended June 30, 2018 and March 31, 2019, as reported in these financial results have been approved by the Parent's Board of Directors, but have not been subjected to review/audit.
3. This Statement, which is the responsibility of the Parent's Management and approved by the Parent's Board of Directors, has been prepared in accordance with the recognition and measurement principles laid down in Accounting Standard 25 "Interim Financial Reporting" as prescribed under Section 133 of the Companies Act, 2013, the relevant provisions of the Banking Regulation Act, 1949, the circulars, guidelines and relevant directions issued by the Reserve Bank of India (RBI) as applicable from time to time ("RBI Guidelines") and other accounting principles generally accepted in India. Our responsibility is to issue a report on the Statement based on our review.
4. We conducted our review of the Statement in accordance with the Standard on Review Engagement (SRE) 2410, "Review of Interim Financial Information Performed by the Independent Auditor of the Entity" issued by the Institute of Chartered Accountants of India. This standard requires that we plan and perform the review to obtain moderate assurance as to whether the Statement is free of material misstatement. A review is limited primarily to inquiries of the personnel and analytical procedures applied to financial data and thus provide less assurance than an audit. We have not performed an audit and accordingly, we do not express an audit opinion.



We also performed procedures in accordance with the circular issued by the SEBI under Regulation 33 (8) of the SEBI (Listing Obligations and Disclosure Requirements) Regulations, 2015, as amended, to the extent applicable.

5. The Statement includes the results of the following entities:

Sr. No.	Name of the Entity	Relationship
1	Axis Bank Limited	Holding Company
2	Axis Capital Limited	Subsidiary
3	Axis Private Equity Limited	Subsidiary
4	Axis Trustee Services Limited	Subsidiary
5	Axis Mutual Fund Trustee Limited	Subsidiary
6	Axis Assets Management Company Limited	Subsidiary
7	Axis Finance Limited	Subsidiary
8	Axis Securities Limited	Subsidiary
9	Freecharge Payment Technologies Private Limited	Subsidiary
10	Accelyst Solution Private Limited	Subsidiary
11	A. Treds Limited	Subsidiary
12	Axis Bank UK Limited	Subsidiary
13	Axis Capital USA LLC	Step down Subsidiary

6. Based on our review conducted and procedures performed as stated in paragraph 4 above, nothing has come to our attention that causes us to believe that the accompanying Statement, prepared in accordance with the recognition and measurement principles laid down in the aforesaid Accounting Standard, RBI Guidelines and other accounting principles generally accepted in India, has not disclosed the information required to be disclosed in terms of Regulation 33 of the SEBI (Listing Obligations and Disclosure Requirements) Regulations, 2015, as amended, including the manner in which it is to be disclosed, except for the disclosures relating to "Pillar 3 under Basel III Capital Regulations", "Leverage Ratio" and "Liquidity Coverage Ratio" as have been disclosed on the Bank's website and in respect of which a link has been provided in the Statement and have not been reviewed by us, or that it contains any material misstatement.



HARIBHAKTI & CO. LLP

Chartered Accountants


7. The unaudited consolidated financial results includes the interim financial results/information of 12 subsidiaries which have not been reviewed/audited by their auditors, whose interim financial results/information reflect total revenue of Rs. 55,843.94 lacs and total net profit after tax of Rs. 8,909.28 lacs for the quarter ended June 30, 2019, as considered in the unaudited consolidated financial results. According to the information and explanations given to us by the Management, these interim financial results/information are not material to the Group.

Our report on the Statement is not modified in respect of the above matter.

For Haribhakti & Co. LLP

Chartered Accountants

ICAI Firm Registration No.103523W/W100048



Purushottam Nyati

Partner

Membership No.: 118970

UDIN: 19118970AAAACX8272



Place: Mumbai

Date: July 30, 2019

Axis Bank Limited Group

UNAUDITED CONSOLIDATED FINANCIAL RESULTS FOR THE QUARTER ENDED 30TH JUNE, 2019

(₹ in lacs)

PARTICULARS	FOR THE QUARTER ENDED 30.06.2019	FOR THE QUARTER ENDED 31.03.2019	FOR THE QUARTER ENDED 30.06.2018	FOR THE YEAR ENDED 31.03.2019
	(Unaudited)	(Audited refer note 3)	(Unaudited)	(Audited)
1. Interest earned (a)+(b)+(c)+(d)	15,534.82	15,094.47	13,001.22	56,043.65
(a) Interest/discount on advances/bills	11,727.25	11,401.16	9,824.55	42,322.58
(b) Income on Investments	3,130.26	2,984.11	2,686.70	11,375.66
(c) Interest on balances with Reserve Bank of India and other inter-bank funds	192.34	225.29	126.13	699.01
(d) Others	484.97	483.91	363.84	1,646.40
2. Other Income	3,874.27	3,856.38	3,124.83	14,188.75
3. TOTAL INCOME (1+2)	19,409.09	18,950.85	16,126.05	70,232.40
4. Interest Expended	9,564.49	9,257.41	7,739.53	33,883.47
5. Operating expenses (i)+(ii)	4,004.31	4,464.14	3,943.96	16,720.19
(i) Employees cost	1,432.48	1,488.50	1,505.67	5,989.87
(ii) Other operating expenses	2,571.83	2,975.64	2,438.29	10,730.32
6. TOTAL EXPENDITURE (4+5) (Excluding Provisions and Contingencies)	13,568.80	13,721.55	11,683.49	50,603.66
7. OPERATING PROFIT (3-6) (Profit before Provisions and Contingencies)	5,840.29	5,229.30	4,442.56	19,628.74
8. Provisions (other than tax) and Contingencies (Net)	3,814.31	2,665.16	3,341.41	12,036.69
9. Exceptional Items	-	-	-	-
10. Profit/(Loss) from Ordinary Activities before Tax (7-8-9)	2,025.98	2,564.14	1,101.15	7,592.05
11. Tax expense	763.00	886.24	378.92	2,544.96
12. Net Profit/(Loss) from Ordinary Activities after Tax (10-11)	1,262.98	1,677.90	722.23	5,047.09
13. Extraordinary Items (net of tax expense)	-	-	-	-
14. Net Profit/(Loss) for the period (12-13)	1,262.98	1,677.90	722.23	5,047.09
15. Share in Profit/(Loss) of Associate	-	-	-	-
16. Share of (Profit)/Loss of Minority Shareholders	(1.58)	(6.60)	(37)	(8.50)
17. Consolidated Net Profit/(Loss) for the Group (14+15+16)	1,261.40	1,671.30	721.86	5,038.59
18. Paid-up equity share capital (Face value ₹2/- per share)	523.90	514.33	513.59	514.33
19. Reserves excluding revaluation reserves				67,288.29
20. Analytical Ratios				
(i) Percentage of Shares held by Government of India	Nil	Nil	Nil	Nil
(ii) Earnings per Share (EPS) for the year (before and after extraordinary items)				
- Basic	4.87	6.50	2.81	19.61
- Diluted	4.84	6.46	2.81	19.49



Notes:

1. Consolidated Statement of Assets and Liabilities of the group as on 30th June, 2019 is given below.

Particulars	(₹ in lacs)		
	As on 30.06.2019 (Unaudited)	As on 31.03.2019 (Audited)	As on 30.06.2018 (Unaudited)
CAPITAL AND LIABILITIES			
Capital	523,90	514,33	513,59
Reserves and Surplus	71,677,68	67,288,29	64,454,42
Minority Interest	86,19	84,61	69,88
Deposits	5,42,998,99	5,50,745,94	4,48,940,03
Borrowings	1,38,247,43	1,61,249,83	1,60,813,40
Other Liabilities and Provisions	33,426,71	34,162,97	30,288,46
TOTAL	786,960,90	8,14,045,97	7,05,079,78
ASSETS			
Cash and Balances with Reserve Bank of India	28,428,08	35,099,04	27,637,87
Balances with Banks and Money at Call and Short Notice	10,404,46	32,905,27	12,708,53
Investments	1,74,743,66	1,74,055,86	1,53,847,41
Advances	5,08,983,24	5,06,656,12	4,52,207,18
Fixed Assets	4,144,01	4,129,88	4,045,87
Other Assets	60,257,45	61,199,80	54,632,92
TOTAL	786,960,90	8,14,045,97	7,05,079,78

2. The above results represent the consolidated financial results for Axis Bank Limited and its subsidiaries.
3. The figures of last quarter for the previous year are the balancing figures between the audited figures in respect of the full financial year and the unaudited year to date figures up to the end of third quarter of the previous year. The consolidated financial results for the quarter ended 30th June, 2018 are not reviewed by the statutory auditors.
4. The above results are prepared in accordance with the principle set out in Accounting Standard 21 - Consolidated Financial Statements as prescribed by The Institute of Chartered Accountants of India.
5. The financial statements of certain subsidiaries have been prepared in accordance with notified Indian Accounting Standards ('Ind-AS') with effect from 1 April, 2018. The financial statements of such subsidiaries used for consolidation of the consolidated financial results are special purpose financial statements prepared in accordance with Generally Accepted Accounting Principles in India ('GAAP') specified under section 133 of the companies act, 2013 read together with paragraph 7 of the Companies (Accounts) Rules, 2014 and the companies (Accounting Standards) Amendment Rules, 2016.
6. During the quarter ended 30th June, 2019, the Bank allotted 45,357,385 equity shares pursuant to exercise of convertible share warrants by the warrant holders. As a consequence, the paid-up share capital of the Bank has increased by ₹9.07 crores and the reserves of the Bank have increased by ₹2,553.62 crores.
7. During the quarter ended 30th June, 2019, the Bank adopted a policy of maintaining provision on non-funded outstanding in corporate standard advances rated 'BB and Below', all SMA-2 advances as reported to CRILC, NPAs, and prudentially written off accounts. As a result, the provisions and contingencies for the quarter are higher by ₹459 crores with a consequent reduction to the profit before tax.
8. In accordance with RBI circular DBR.No.BP.BC.1/21.06.201/2015-16 dated 1st July, 2015 on 'Basel III Capital Regulations' and RBI circular DBR.No.BP.BC.80/21.06.201/2014-15 dated 31st March, 2015 on 'Prudential Guidelines on Capital Adequacy and Liquidity Standards Amendments', banks are required to make Pillar 3 disclosures including leverage ratio and liquidity coverage ratio under the Basel III framework. The Bank has made these disclosures which are available on its website at the following link: <http://www.axisbank.com/investor-corner/baselIII-disclosures.aspx>. The disclosures have not been subjected to audit or limited review by the statutory auditors of the Bank.
9. The above results have been approved by the Board of Directors of the Bank at its meeting held at Mumbai today.
10. These results for the quarter ended 30th June, 2019 have been subjected to a "Limited Review" by the statutory auditors of the Bank.
11. Previous period figures have been regrouped and reclassified, where necessary, to make them comparable with current period figures.



**Axis Bank Limited Group
Segmental Results**

(₹ in lacs)

	FOR THE QUARTER ENDED 30.06.2019	FOR THE QUARTER ENDED 31.03.2019	FOR THE QUARTER ENDED 30.06.2018	FOR THE YEAR ENDED 31.03.2019
	(Unaudited)	(Audited refer note 3 above)	(Unaudited)	(Audited)
1 Segment Revenue				
A Treasury	6,463.86	6,072.89	5,328.11	22,809.86
B Corporate/Wholesale Banking	7,418.40	7,538.34	7,034.24	29,304.30
C Retail Banking	14,314.58	13,551.41	11,128.62	49,424.31
D Other Banking Business	342.63	574.77	405.12	1,799.78
Total	28,539.47	27,737.41	23,896.09	1,03,338.25
Less : Inter segment revenue	9,130.38	8,786.56	7,770.04	33,105.85
Income from Operations	19,409.09	18,950.85	16,126.05	70,232.40
2 Segment Results After Provisions & Before Tax				
A Treasury	1,175.33	378.03	188.20	1,692.68
B Corporate/Wholesale Banking	(499.51)	419.40	154.47	991.71
C Retail Banking	1,143.92	1,408.15	549.98	3,915.63
D Other Banking Business	206.24	358.56	208.50	992.03
Total Profit Before Tax	2,025.98	2,564.14	1,101.15	7,592.05
3 Segment Assets				
A Treasury	2,54,254.18	2,83,240.38	2,28,873.90	2,83,240.38
B Corporate/Wholesale Banking	2,41,841.97	2,51,253.06	2,33,285.28	2,51,253.06
C Retail Banking	2,80,844.98	2,69,476.17	2,33,287.96	2,69,476.17
D Other Banking Business	559.75	535.04	648.95	535.04
E Unallocated	9,460.02	9,541.32	8,983.69	9,541.32
Total	7,86,960.90	8,14,045.97	7,05,079.78	8,14,045.97
4 Segment Liabilities				
A Treasury	2,53,266.72	2,76,546.85	2,55,242.54	2,76,546.85
B Corporate/Wholesale Banking	1,14,511.79	1,35,914.54	1,07,520.31	1,35,914.54
C Retail Banking	3,46,608.34	3,32,680.34	2,76,337.41	3,32,680.34
D Other Banking Business	149.90	154.52	206.33	154.52
E Unallocated	222.57	947.10	805.18	947.10
Total	7,14,759.32	7,46,243.35	6,40,111.77	7,46,243.35
5 Capital and Other Reserves	72,201.58	67,802.62	64,968.01	67,802.62
6 Total (4 + 5)	7,86,960.90	8,14,045.97	7,05,079.78	8,14,045.97

Note: Effective 1st April 2019, the Bank has reported inter segment revenue and inter segment expense in the Central Funding Unit (which forms part of Treasury segment) on a net basis as against earlier practice of reporting revenue and expenses on a gross basis. Accordingly, segmental revenue numbers for the previous periods have been restated to make them comparable with current period numbers. There is no impact of this change on the segmental profit before tax.



Place: Mumbai
Date: 30th July, 2019

www.axisbank.com

For and on behalf of the Board

AMITABH CHAUDHRY
MD & CEO

Independent Auditor's Report

To the Members of Axis Bank Limited

Report on the Audit of the Standalone Financial Statements

Opinion

We have audited the accompanying standalone financial statements of Axis Bank Limited ("the Bank"), which comprise the Balance Sheet as at March 31, 2019, the Profit and Loss Account and the Cash Flow Statement for the year then ended and notes to the standalone financial statements including a summary of significant accounting policies and other explanatory information.

In our opinion and to the best of our information and according to the explanations given to us, the aforesaid standalone financial statements give the information required by the Banking Regulation Act, 1949 as well as the Companies Act, 2013 ("the Act") in the manner so required for banking companies and give a true and fair view in conformity with the accounting principles generally accepted in India, of the state of affairs of the Bank as at March 31, 2019, its profit and its cash flows for the year ended on that date.

Basis for Opinion

We conducted our audit in accordance with Standards on Auditing (SAs) specified under section 143(10) of the Act. Our responsibilities under those Standards are further described in the Auditor's Responsibilities for the Audit of the standalone financial statements section of our report. We are independent of the Bank in accordance with the Code of Ethics issued by the Institute of Chartered Accountants of India ("ICAI") together with the ethical requirements that are relevant to our audit of the standalone financial statements under the provisions of the Act and Rules thereunder and we have fulfilled our other ethical responsibilities in accordance with these requirements and the Code of Ethics. We believe that the audit evidence we have obtained is sufficient and appropriate to provide a basis for our opinion.

Key Audit Matters

Key audit matters are those matters that, in our professional judgment, were of most significance in our audit of the standalone financial statements of the current period. These matters were addressed in the context of our audit of the standalone financial statements as a whole, and in forming our opinion thereon, and we do not provide a separate opinion on these matters. We have determined the matters described below to be the key audit matters to be communicated in our report.

Key Audit Matter	Procedure performed
IT Controls Framework Axis Bank has a complex IT architecture to support its day to day business operations. The volume of transactions processed and recorded is huge. Moreover, a transaction may be required to be recorded across multiple applications depending upon the process. Each application has different rules incorporated in it and a different set of user access and authority matrix. These applications are interlinked using different technologies. Data transfer happens in real time or at a particular time of the day; in batches or at a transaction level and in an automated manner or manually. The Core Banking Solution (CBS) itself has many interfaces. All these data streams directly affect financial reporting.	IT audit specialists are an integral part of our engagement team. Our approach of testing IT General Controls (ITGC) and IT Application Controls (ITAC) is risk based and business centric. As a part of our IT controls testing, we have tested ITGC as well as ITAC. The focus of testing of ITGCs was based on the various parameters such as Completeness, Validity, Identification, Authentication Authorization, Integrity and Accountability. On the other hand, focus of testing automated controls from applications was whether the controls prevent or detect unauthorized transactions and support financial objectives including completeness, accuracy, authorization and validity of transactions. We gathered a comprehensive understanding of IT applications landscape implemented at the Bank. It was followed by process understanding, mapping of applications to the same and understanding financial risks posed by people-process and technology.

Key Audit Matter	Procedure performed
<p>The Bank has a process for identifying the applications where the controls are embedded. It also has a process to ensure that systems, processes and controls remain relevant. The Bank's IT control framework includes automated, semi-automated and manual controls designed to address identified risks. IT controls are stated in Entity Level Controls (ELC), IT General Controls (ITGC) and IT Application Controls (ITAC).</p> <p>We regard this area as a Key Audit Matter as the Bank's business is highly dependent on technology, the IT environment is complex and the design and operating effectiveness of IT controls have a direct impact on a financial reporting process. Review of these controls allows us to provide assurance on the integrity and completeness of data processed through various IT applications which are used for the preparation of financial reports.</p>	<p>In ITGC testing we reviewed, on sample basis, control areas such as User Management, Change Management, Systems Security, Incident Management, Physical & Environmental Security, Backup and Restoration, Business Continuity and Disaster Recovery, Service Level Agreement.</p> <p>For ITAC, we carried out on sample basis, compliance tests of system functionality in order to assess the accuracy of system calculations. We also carried out procedures such as validations and limit checks on data entered into applications, approvals, process dependencies and restriction on time period in which transactions may be recorded.</p> <p>We tested the control environment using various techniques such as inquiry, review of documentation/record/reports, observation and re-performance. We also tested few controls using negative testing technique. We had taken adequate samples of instances for our tests.</p> <p>Wherever deviations were noted either the same were explained to our satisfaction or we suitably modified our testing procedures to draw comfort.</p>

Provisions and Write off of Advances

The Bank's portfolio of advances to customers amounts to ₹4,94,79,797 Lacs as at March 31, 2019 comprising of ₹2,37,22,782 Lacs towards its Corporate Customers ("Wholesale Banking" customers) and ₹2,57,57,015 Lacs towards its Retail Customers ("Retail Banking" customers). As required under Income Recognition, Asset Classification and provisioning norms (IRAC norms) and other circulars, notifications and directives issued by the Reserve Bank of India (RBI), the Bank classifies advances into performing and non-performing advances which consists of Standard, Sub-standard, Doubtful and Loss and makes appropriate provisions.

The Bank, on case to case basis, as per its governing framework, identifies standard advances which require higher provision based on its evaluation of risk and internal ratings. The Bank also identifies sectors wherein the Bank perceives stress and makes higher provisions. Additionally, the Bank also identifies accounts which are to be technical written off based on the framework approved by the Bank's Board of Directors.

The provisions for such advances and technical write off is a Key Audit Matter as the Bank has significant credit risk exposure to a large number of borrowers across a wide range of borrowers, products, industries and geographies and there is a high degree of complexity and judgement involved in recoverability of advances, estimating the provisions thereon and identification of accounts to be written off.

The same resulted in significant audit effort to address the risks around loan recoverability and the determination of related provisions and write off.

Provisions for Corporate advances against specific individual loans (Wholesale Banking)

1. Testing the key controls over borrower risk grading for wholesale loans (larger customer exposures that are monitored individually) for classification of such loans as performing or non-performing advances.

- We tested on sample basis, the approval of new lending facilities against the Bank's credit policies, the performance of annual loan assessments, and controls over the monitoring of credit quality.
- We have assessed the process for classification by the management including identification of non-performing assets.
- We tested on sample basis loans to form our own assessment as to whether impairment events had occurred and to assess whether impairments had been identified in a timely manner.
- For the selected non-performing loans, we assessed management's forecast and inputs of recoverable cash flows, valuation of underlying security and collaterals, estimates of recoverable amounts on default and other sources of repayment.

This included testing controls over the identification of exposures showing signs of stress, either due to internal factors specific to the borrower or external macroeconomic factors, and testing the timeliness of and the accuracy of risk assessments and risk grading against the requirements of the Bank's lending policies and RBI IRAC norms.

2. Performing credit assessments of a sample of corporate loans managed by a specialised group assessed as high risk or impaired, focusing on larger exposures assessed by the Bank as showing signs of deterioration, or in areas of emerging risk (assessed against external market conditions). We challenged the Bank's risk grading of the loan, their assessment of loan recoverability and the impact on the credit provision. To do this, we used the information on the Borrowers loan file, discussed the case with the concerned officials and senior management, and performed our own assessment of recoverability.

Key Audit Matter	Procedure performed
	<p data-bbox="808 296 1456 352"><i>Provisions for Retail advances against specific individual loans (Retail Banking)</i></p> <p data-bbox="808 363 1456 682">For retail loans (smaller customer exposures not monitored individually), testing controls over the systems which record lending arrears, group exposures into delinquency buckets based on the number of days loans are overdue, and calculate individual provisions. We tested automated calculation and change management controls and evaluated the Bank's oversight of the portfolios, with a focus on controls over delinquency statistics monitoring. We tested on sample basis the level of provisions held against different loan products based on the delinquency profile and challenged assumptions made in respect of expected recoveries, primarily from collateral held. We also carried out extensive data analytics procedures to identify exceptions and outliers.</p> <p data-bbox="808 688 1456 716"><i>Provisions estimated across loan portfolios (collective provision)</i></p> <ol data-bbox="808 726 1456 1108" style="list-style-type: none"> <li data-bbox="808 726 1456 758">1. Testing the Bank's processes for making collective provision <li data-bbox="808 764 1456 821">2. Review of the Policy for higher provision for weak standard advances and stressed sectors adopted by the Bank <li data-bbox="808 827 1456 919">3. Validating the parameters used to calculate collective provisions with reference to IRAC norms and internal policy on higher provisions on weak standard advances; <li data-bbox="808 926 1456 1018">4. Testing the completeness and accuracy of data transferred from underlying source systems used for computing collective provision; <li data-bbox="808 1024 1456 1108">5. Re-performing, for a sample of retail and wholesale portfolios, the calculation of collective provisions, to determine the accuracy of the same. <p data-bbox="808 1115 1456 1142"><i>Technical write off across loan portfolios</i></p> <p data-bbox="808 1152 1456 1295">The Bank has adopted a framework for technical write off. We reviewed the framework and understood the process for identification of loan portfolios to be technically written off. We tested on sample basis, the accounts identified during the year to be written off for compliance with the aforesaid framework.</p>

Other Information

The Bank's Board of Directors is responsible for the other information. The other information comprises the information included in the Directors' Report forming part of the Annual Report, but does not include the standalone financial statements, consolidated financial statements and our auditor's report thereon and the Pillar III Disclosures under the New Capital Adequacy Framework (Basel III disclosures). The Director's Report is expected to be made available to us after the date of this report.

Our opinion on the standalone financial statements does not cover the other information and the Basel III disclosures and accordingly, we do not express any form of assurance conclusion thereon.

In connection with our audit of the standalone financial statements, our responsibility is to read the other information and, in doing so, consider whether the other information is materially inconsistent with the standalone financial statements or our knowledge obtained in the audit or otherwise appears to be materially misstated.

When we read the Director's Report, if we conclude that there is a material misstatement therein, we are required to communicate the matter to those charged with governance.

Responsibilities of Management and Those Charged with Governance for the Standalone Financial Statements

The Bank's Board of Directors is responsible for the matters stated in section 134(5) of the Act with respect to the preparation of these standalone financial statements that give a true and fair view of the financial position, financial performance and cash flows

of the Bank in accordance with the accounting principles generally accepted in India, including the Accounting Standards specified under section 133 of the Act, read with relevant rules issued thereunder, provision of section 29 of the Banking Regulation Act, 1949 and the circulars, guidelines and directions issued by Reserve Bank of India ("RBI") from time to time. This responsibility also includes maintenance of adequate accounting records in accordance with the provisions of the Act for safeguarding of the assets of the Bank and for preventing and detecting frauds and other irregularities; selection and application of appropriate accounting policies; making judgments and estimates that are reasonable and prudent; and design, implementation and maintenance of adequate internal financial controls that were operating effectively for ensuring the accuracy and completeness of the accounting records, relevant to the preparation and presentation of the standalone financial statements that give a true and fair view and are free from material misstatement, whether due to fraud or error.

In preparing the standalone financial statements, management is responsible for assessing the Bank's ability to continue as a going concern, disclosing, as applicable, matters related to going concern and using the going concern basis of accounting unless management either intends to liquidate the Bank or to cease operations, or has no realistic alternative but to do so.

The Board of Directors are also responsible for overseeing the Bank's financial reporting process.

Auditor's Responsibilities for the Audit of the Standalone Financial Statements

Our objectives are to obtain reasonable assurance about whether the standalone financial statements as a whole are free from material misstatement, whether due to fraud or error, and to issue an auditor's report that includes our opinion. Reasonable assurance is a high level of assurance, but is not a guarantee that an audit conducted in accordance with SAs will always detect a material misstatement when it exists. Misstatements can arise from fraud or error and are considered material if, individually or in the aggregate, they could reasonably be expected to influence the economic decisions of users taken on the basis of this standalone financial statements. As part of an audit in accordance with SAs, we exercise professional judgment and maintain professional skepticism throughout the audit. We also:

- Identify and assess the risks of material misstatement of the standalone financial statements, whether due to fraud or error, design and perform audit procedures responsive to those risks, and obtain audit evidence that is sufficient and appropriate to provide a basis for our opinion. The risk of not detecting a material misstatement resulting from fraud is higher than for one resulting from error, as fraud may involve collusion, forgery, intentional omissions, misrepresentations, or the override of internal control.
- Obtain an understanding of internal control relevant to the audit in order to design audit procedures that are appropriate in the circumstances. Under section 143(3)(i) of the Act, we are also responsible for expressing our opinion on whether the Bank has adequate internal financial controls with reference to standalone financial statements in place and the operating effectiveness of such controls.
- Evaluate the appropriateness of accounting policies used and the reasonableness of accounting estimates and related disclosures made by management.
- Conclude on the appropriateness of management's use of the going concern basis of accounting and, based on the audit evidence obtained, whether a material uncertainty exists related to events or conditions that may cast significant doubt on the Bank's ability to continue as a going concern. If we conclude that a material uncertainty exists, we are required to draw attention in our auditor's report to the related disclosures in the standalone financial statements or, if such disclosures are inadequate, to modify our opinion. Our conclusions are based on the audit evidence obtained up to the date of our auditor's report. However, future events or conditions may cause the Bank to cease to continue as a going concern.
- Evaluate the overall presentation, structure and content of the standalone financial statements, including the disclosures, and whether the standalone financial statements represent the underlying transactions and events in a manner that achieves fair presentation.

We communicate with those charged with governance regarding, among other matters, the planned scope and timing of the audit and significant audit findings, including any significant deficiencies in internal control that we identify during our audit.

We also provide those charged with governance with a statement that we have complied with relevant ethical requirements regarding independence, and to communicate with them all relationships and other matters that may reasonably be thought to bear on our independence, and where applicable, related safeguards.

From the matters communicated with those charged with governance, we determine those matters that were of most significance in the audit of the standalone financial statements of the current period and are therefore the key audit matters. We describe these matters in our auditor's report unless law or regulation precludes public disclosure about the matter or when, in extremely rare circumstances, we determine that a matter should not be communicated in our report because the adverse consequences of doing so would reasonably be expected to outweigh the public interest benefits of such communication.

Other Matter

The standalone financial statements of the Bank for the previous year ended March 31, 2018, were audited by another firm of Chartered Accountants who have expressed an unmodified opinion on those statements vide their report dated April 26, 2018.

Report on Other Legal and Regulatory Requirements

- (1) The Balance Sheet and the Profit and Loss Account have been drawn up in accordance with the provisions of section 29 of the Banking Regulation Act, 1949 read with Section 133 of the Companies Act, 2013 read with relevant rules issued thereunder.
- (2) As required under section 143 (3) of the Act and Section 30(3) of the Banking Regulation Act, 1949, we report that:
 - a. We have sought and obtained all the information and explanations which, to the best of our knowledge and belief, were necessary for the purpose of our audit and have found them to be satisfactory;
 - b. In our opinion, the transactions of the Bank, which have come to our notice, have been within the powers of the Bank;
 - c. The financial accounting systems of the Bank are centralized and therefore, accounting returns for the purpose of preparing financial statements are not required to be submitted by the branches; we have visited 120 branches for the purpose of our audit;
 - d. In our opinion, proper books of account as required by law have been kept by the Bank so far as it appears from our examination of those books;
 - e. The Balance Sheet, the Profit and Loss Account, and the Cash Flow Statement dealt with by this report are in agreement with the books of account;
 - f. In our opinion, the aforesaid standalone financial statements comply with the Accounting Standards specified under section 133 of the Act read with relevant rules issued thereunder to the extent they are not inconsistent with the accounting policies prescribed by RBI;
 - g. On the basis of the written representations received from the directors as on March 31, 2019, and taken on record by the Board of Directors, none of the directors is disqualified as on March 31, 2019 from being appointed as a director in terms of section 164(2) of the Act;
 - h. With respect to the adequacy of the internal financial controls with reference to financial statements of the Bank and the operating effectiveness of such controls, we give our separate report in "Annexure";
 - i. With respect to the other matters to be included in the Auditor's Report in accordance with the requirements of section 197(16) of the Act, as amended;

In our opinion and to the best of our information and according to the explanations given to us, requirements prescribed under section 197 of the Act is not applicable by virtue of section 35B (2A) of the Banking Regulation Act, 1949.

- j. With respect to the other matters to be included in the Auditor's Report in accordance with Rule 11 of the Companies (Audit and Auditors) Rules, 2014, in our opinion and to the best of our information and according to the explanations given to us:
 - i. The Bank has disclosed the impact of pending litigations on its financial position in its standalone financial statements – Refer Schedule 12 - Contingent Liabilities to the standalone financial statements;
 - ii. The Bank has made provision, as required under the applicable law or accounting standards, for material foreseeable losses, if any, on long-term contracts including derivative contracts;
 - iii. There has been no delay in transferring amounts, required to be transferred, to the Investor Education and Protection Fund by the Bank.

For Haribhakti & Co. LLP

Chartered Accountants

Firm Registration No.103523W / W100048

Purushottam Nyati

Partner

Membership No. 118970

Place: Mumbai

Date: April 25, 2019

Annexure to the Independent Auditor's Report

[Referred to in paragraph 3 (h) under 'Report on Other Legal and Regulatory Requirements' in the Independent Auditor's Report of even date to the members of Axis Bank Limited on the standalone Financial Statements for the year ended March 31, 2019]

Report on the Internal Financial Controls with reference to Standalone Financial Statements under clause (i) of sub-section 3 of section 143 of the Companies Act, 2013 ("the Act")

We have audited the internal financial controls with reference to Standalone Financial Statements of Axis Bank Limited ("the Bank") as of March 31, 2019 in conjunction with our audit of the standalone Financial Statements of the Bank for the year ended on that date.

Management's Responsibility for Internal Financial Controls

The Bank's management is responsible for establishing and maintaining internal financial controls based on the internal control with reference to Standalone Financial Statements criteria established by the Bank considering the essential components of internal control stated in the Guidance Note on Audit of Internal Financial Controls Over Financial Reporting (the "Guidance Note") issued by the Institute of Chartered Accountants of India ("ICAI"). These responsibilities include the design, implementation and maintenance of adequate internal financial controls that were operating effectively for ensuring the orderly and efficient conduct of its business, including adherence to Bank's policies, the safeguarding of its assets, the prevention and detection of frauds and errors, the accuracy and completeness of the accounting records, and the timely preparation of reliable financial information, as required under the Act.

Auditors' Responsibility

Our responsibility is to express an opinion on the Bank's internal financial controls with reference to Standalone Financial Statements based on our audit. We conducted our audit in accordance with the Guidance Note and the Standards on Auditing specified under section 143(10) of the Act to the extent applicable to an audit of internal financial controls, both issued by the ICAI. Those Standards and the Guidance Note require that we comply with ethical requirements and plan and perform the audit to obtain reasonable assurance about whether adequate internal financial controls with reference to Standalone Financial Statements was established and maintained and if such controls operated effectively in all material respects.

Our audit involves performing procedures to obtain audit evidence about the adequacy of the internal financial controls with reference to Standalone Financial Statements and their operating effectiveness.

Our audit of internal financial controls with reference to Standalone Financial Statements included obtaining an understanding of internal financial controls with reference to Standalone Financial Statements, assessing the risk that a material weakness exists, and testing and evaluating the design and operating effectiveness of internal controls based on the assessed risk. The procedures selected depend on the auditor's judgement, including the assessment of the risks of material misstatement of the Standalone Financial Statements, whether due to fraud or error.

We believe that the audit evidence we have obtained is sufficient and appropriate to provide a basis for our audit opinion on the Bank's internal financial controls with reference to Standalone Financial Statements.

Meaning of Internal Financial Controls with reference to Standalone Financial Statements

A Bank's internal financial control with reference to Standalone Financial Statements is a process designed to provide reasonable assurance regarding the reliability of financial reporting and the preparation of Standalone Financial Statements for external purposes in accordance with generally accepted accounting principles. A Bank's internal financial control with reference to Standalone Financial Statements includes those policies and procedures that (1) pertain to the maintenance of records that, in reasonable detail, accurately and fairly reflect the transactions and dispositions of the assets of the Bank; (2) provide reasonable assurance that transactions are recorded as necessary to permit preparation of Standalone Financial Statements in accordance

with generally accepted accounting principles, and that receipts and expenditures of the Bank are being made only in accordance with authorisations of management and directors of the Bank; and (3) provide reasonable assurance regarding prevention or timely detection of unauthorised acquisition, use, or disposition of the Bank's assets that could have a material effect on the Standalone Financial Statements.

Inherent Limitations of Internal Financial Controls with reference to Standalone Financial Statements

Because of the inherent limitations of internal financial controls with reference to Standalone Financial Statements, including the possibility of collusion or improper management override of controls, material misstatements due to error or fraud may occur and not be detected. Also, projections of any evaluation of the internal financial controls with reference to Standalone Financial Statements to future periods are subject to the risk that the internal financial controls with reference to Standalone Financial Statements may become inadequate because of changes in conditions, or that the degree of compliance with the policies or procedures may deteriorate.

Opinion

In our opinion, the Bank has, in all material respects, an adequate internal financial controls with reference to Standalone Financial Statements and such internal financial controls with reference to Standalone Financial Statements were operating effectively as at March 31, 2019, based on the internal control with reference to Standalone Financial Statements criteria established by the Bank considering the essential components of internal controls stated in the Guidance Note issued by the ICAI.

For Haribhakti & Co. LLP

Chartered Accountants

Firm Registration No.103523W/W100048

Purushottam Nyati

Partner

Membership No. 118970

Place: Mumbai

Date: April 25, 2019

Balance Sheet

As at 31 March, 2019

(₹ in Thousands)

	Schedule No.	As at 31-03-2019	As at 31-03-2018
Capital and Liabilities			
Capital	1	5,143,290	5,133,078
Reserves & Surplus	2	661,619,666	629,319,518
Deposits	3	5,484,713,409	4,536,227,223
Borrowings	4	1,527,757,792	1,480,161,446
Other Liabilities and Provisions	5	330,731,159	262,454,534
Total		8,009,965,316	6,913,295,799
Assets			
Cash and Balances with Reserve Bank of India	6	350,990,339	354,810,577
Balances with Banks and Money at Call and Short Notice	7	321,056,014	79,738,329
Investments	8	1,749,692,759	1,538,760,827
Advances	9	4,947,979,721	4,396,503,045
Fixed Assets	10	40,366,358	39,716,792
Other Assets	11	599,880,125	503,766,229
Total		8,009,965,316	6,913,295,799
Contingent Liabilities	12	7,557,652,685	7,352,976,985
Bills for Collection		519,728,573	495,656,026
Significant Accounting Policies and Notes to Accounts	17 & 18		
Schedules referred to above form an integral part of the Balance Sheet			

In terms of our report attached.

For Axis Bank Ltd.

For Haribhakti & Co. LLP

Chartered Accountants

Firm Registration No.: 103523W/W100048

Sanjiv Misra

Chairman

Purushottam Nyati

Partner

Membership No.: 118970

Samir K. Barua

Director

S. Vishvanathan

Director

B. Babu Rao

Director

Amitabh Chaudhry

Managing Director & CEO

Date: 25 April, 2019

Place: Mumbai

Girish V. Koliyote

Company Secretary

Jairam Sridharan

Chief Financial Officer

Rakesh Makhija

Director

Girish Paranjpe

Director

Profit & Loss Account

For the year ended 31 March, 2019

(₹ in Thousands)

	Schedule No.	Year ended 31-03-2019	Year ended 31-03-2018
I Income			
Interest earned	13	549,857,707	457,803,123
Other income	14	131,303,394	109,670,865
Total		681,161,101	567,473,988
II Expenditure			
Interest expended	15	332,775,970	271,625,818
Operating expenses	16	158,334,077	139,903,398
Provisions and contingencies	18 (1.1.1)	143,284,971	153,187,959
Total		634,395,018	564,717,175
III Net Profit for the year (I - II)		46,766,083	2,756,813
Balance in Profit & Loss Account brought forward from previous year		230,430,518	244,483,275
IV Amount Available for Appropriation		277,196,601	247,240,088
V Appropriations:			
Transfer to Statutory Reserve		11,691,521	689,203
Transfer to/(from) Investment Reserve		(1,034,894)	1,034,894
Transfer to Capital Reserve	18 (1.2.1)	1,250,935	1,016,559
Transfer to Reserve Fund	18 (1.2.3)	6,280	16,158
Transfer to Investment Fluctuation Reserve	18 (1.2.2)	6,000,000	-
Dividend paid (includes tax on dividend)	18 (1.2.6)	-	14,052,756
Balance in Profit & Loss Account carried forward		259,282,759	230,430,518
Total		277,196,601	247,240,088
VI Earnings per Equity Share	18 (1.2.4)		
(Face value ₹ 2/- per share)			
Basic (in ₹)		18.20	1.13
Diluted (in ₹)		18.09	1.12
Significant Accounting Policies and Notes to Accounts	17 & 18		
Schedules referred to above form an integral part of the Profit and Loss Account			

In terms of our report attached.

For Axis Bank Ltd.

For Haribhakti & Co. LLP

Chartered Accountants

Firm Registration No.: 103523W/W100048

Sanjiv Misra

Chairman

Purushottam Nyati

Partner

Membership No.: 118970

Samir K. Barua

Director

S. Vishvanathan

Director

B. Babu Rao

Director

Amitabh Chaudhry

Managing Director & CEO

Date: 25 April, 2019

Place: Mumbai

Girish V. Koliyote

Company Secretary

Jairam Sridharan

Chief Financial Officer

Rakesh Makhija

Director

Girish Paranjpe

Director

Cash Flow Statement

For the year ended 31 March, 2019

(₹ in Thousands)

	Year ended 31-03-2019	Year ended 31-03-2018
Cash flow from operating activities		
Net profit before taxes	69,740,881	1,215,715
Adjustments for:		
Depreciation on fixed assets	7,097,249	5,680,974
Depreciation on investments	3,000,160	(2,110,133)
Amortisation of premium on Held to Maturity investments	3,207,410	2,819,661
Provision for Non Performing Assets (including bad debts)	102,214,828	165,987,074
Provision on standard assets	8,097,890	(1,350,017)
Provision on unhedged foreign currency exposure	187,900	(93,000)
Profit/(loss) on sale of land, buildings and other assets (net)	229,014	163,809
Provision for country risk	-	(199,434)
Provision for restructured assets/strategic debt restructuring/sustainable structuring	(196,572)	(3,071,587)
Provision for other contingencies	7,005,966	(4,433,847)
Dividend from Subsidiaries	(1,311,000)	(2,560,608)
	199,273,726	162,048,607
Adjustments for:		
(Increase)/Decrease in investments	(40,070,291)	(174,381,077)
(Increase)/Decrease in advances	(649,869,997)	(811,747,986)
Increase /(Decrease) in deposits	948,486,186	392,439,345
(Increase)/Decrease in other assets	(106,579,694)	(16,147,141)
Increase/(Decrease) in other liabilities & provisions	52,991,110	8,353,896
Direct taxes paid	(28,561,806)	(30,059,243)
Net cash flow from operating activities	375,669,234	(469,493,599)
Cash flow from investing activities		
Purchase of fixed assets	(8,316,648)	(8,224,338)
(Increase)/Decrease in Held to Maturity investments	(178,957,069)	(89,688,722)
Purchase of Freecharge business	-	(3,954,556)
Increase in Investment in Subsidiaries	(1,934,115)	(3,250,000)
Proceeds from sale of fixed assets	531,616	114,565
Dividend from Subsidiaries	1,311,000	2,560,608
Net cash used in investing activities	(187,365,216)	(102,442,443)

(₹ in Thousands)

	Year ended 31-03-2019	Year ended 31-03-2018
Cash flow from financing activities		
Proceeds/(Repayment) from issue of subordinated debt, perpetual debt & upper Tier II instruments (net)	(17,000,000)	81,109,364
Increase/(Decrease) in borrowings (excluding subordinated debt, perpetual debt & upper Tier II instruments)(net)	64,596,346	348,743,388
Proceeds from issue of share capital	10,212	343,006
Proceeds from share premium (net of share issue expenses)	1,706,853	87,864,789
Payment of dividend (including dividend distribution tax)	-	(14,052,756)
Net cash generated from financing activities	49,313,411	504,007,791
Effect of exchange fluctuation translation reserve	(119,982)	(84,674)
Net increase in cash and cash equivalents	237,497,447	(68,012,925)
Cash and cash equivalents at the beginning of the year	434,548,906	502,561,831
Cash and cash equivalents at the end of the year	672,046,353	434,548,906
Notes to the Cash Flow Statement:		
1. Cash and cash equivalents includes the following		
Cash and Balances with Reserve Bank of India (Refer Schedule 6)	350,990,339	354,810,577
Balances with Banks and Money at Call and Short Notice (Refer Schedule 7)	321,056,014	79,738,329
Cash and cash equivalents at the end of the year	672,046,353	434,548,906
2. Amount of Corporate Social Responsibility related expenses spent during the year in cash ₹137.02 crores (previous year ₹126.50 crores)		

In terms of our report attached.

For Axis Bank Ltd.

For Haribhakti & Co. LLP

Chartered Accountants

Firm Registration No.: 103523W/W100048

Purushottam Nyati

Partner

Membership No.: 118970

Date: 25 April, 2019

Place: Mumbai

Samir K. Barua

Director

Girish V. Koliyote

Company Secretary

S. Vishvanathan

Director

Jairam Sridharan

Chief Financial Officer

B. Babu Rao

Director

Rakesh Makhija

Director

Sanjiv Misra

Chairman

Amitabh Chaudhry

Managing Director & CEO

Girish Paranjpe

Director

Schedules forming part of the Balance Sheet

As at 31 March, 2019

Schedule 1 - Capital

	(₹ in Thousands)	
	As at 31-03-2019	As at 31-03-2018
Authorised Capital		
4,250,000,000 (Previous year - 4,250,000,000) Equity Shares of ₹2/- each	8,500,000	8,500,000
Issued, Subscribed and Paid-up capital		
2,571,644,871 (Previous year - 2,566,538,936) Equity Shares of ₹2/- each fully paid-up	5,143,290	5,133,078

Schedule 2 - Reserves and Surplus

	(₹ in Thousands)	
	As at 31-03-2019	As at 31-03-2018
I. Statutory Reserve		
Opening Balance	115,759,726	115,070,523
Additions during the year	11,691,521	689,203
	127,451,247	115,759,726
II. Share Premium Account		
Opening Balance	257,890,520	170,025,731
Additions during the year	1,706,853	88,122,658
Less: Share issue expenses	-	(257,869)
	259,597,373	257,890,520
III. Investment Reserve Account		
Opening Balance	1,034,894	-
Additions during the year	-	1,034,894
Deductions during the year	(1,034,894)	-
	-	1,034,894
IV. General Reserve		
Opening Balance	3,543,100	3,543,100
Additions during the year	-	-
	3,543,100	3,543,100
V. Capital Reserve		
Opening Balance	19,672,954	18,656,395
Additions during the year [Refer Schedule 18 (1.2.1)]	1,250,935	1,016,559
	20,923,889	19,672,954
VI. Foreign Currency Translation Reserve [Refer Schedule 17 (5.5)]		
Opening Balance	912,832	997,506
Additions during the year	-	-
Deductions during the year	(119,982)	(84,674)
	792,850	912,832
VII. Reserve Fund		
Opening Balance	74,974	58,816
Additions during the year [Refer Schedule 18 (1.2.3)]	6,280	16,158
	81,254	74,974
VIII. Investment Fluctuation Reserve		
Opening Balance	-	-
Additions during the year [Refer Schedule 18 (1.2.2)]	6,000,000	-
	6,000,000	-
IX. Balance in Profit & Loss Account brought forward	259,282,759	230,430,518
Adjustments during the year*	(16,052,806)	-
Balance in Profit & Loss Account	243,229,953	230,430,518
Total	661,619,666	629,319,518

* represents provision towards Land held as non-banking asset which will be reversed and recognised through profit and loss account in the subsequent quarters of the next financial year as advised by RBI. Refer Schedule 18 (1.1.44)

Schedule 3 - Deposits

(₹ in Thousands)

	As at 31-03-2019	As at 31-03-2018
A. I. Demand Deposits		
(i) From banks	47,219,608	58,821,218
(ii) From others	845,433,682	897,674,284
II. Savings Bank Deposits	1,541,288,064	1,482,020,475
III. Term Deposits		
(i) From banks	232,371,412	125,623,957
(ii) From others	2,818,400,643	1,972,087,289
Total	5,484,713,409	4,536,227,223
B. I. Deposits of branches in India	5,466,197,810	4,513,153,671
II. Deposits of branches outside India	18,515,599	23,073,552
Total	5,484,713,409	4,536,227,223

Schedule 4 - Borrowings

(₹ in Thousands)

	As at 31-03-2019	As at 31-03-2018
I. Borrowings in India		
(i) Reserve Bank of India	144,000,000	61,000,000
(ii) Other banks #	2,785,000	12,017,000
(iii) Other institutions & agencies **	683,583,472	687,948,202
II. Borrowings outside India	697,389,320	719,196,244
Total	1,527,757,792	1,480,161,446
Secured borrowings included in I & II above	144,000,000	65,837,380

Borrowings from other banks include Subordinated Debt of ₹35.00 crores (previous year ₹35.00 crores) in the nature of Non-Convertible Debentures and Perpetual Debt of ₹50.00 crores (previous year ₹50.00 crores) [Refer Note 18 (1.1.2)]

** Borrowings from other institutions & agencies include Subordinated Debt of ₹19,470.00 crores (previous year ₹21,170.00 crores) in the nature of Non-Convertible Debentures and Perpetual Debt of ₹6,950.00 crores (previous year ₹6,950.00 crores) [Refer Note 18 (1.1.2)]

Schedule 5 - Other Liabilities And Provisions

(₹ in Thousands)

	As at 31-03-2019	As at 31-03-2018
I. Bills payable	37,854,366	49,175,679
II. Inter-office adjustments (net)	-	-
III. Interest accrued	45,522,438	30,348,683
IV. Proposed dividend (includes tax on dividend) [Refer Schedule 17 (5.18) and Schedule 18 (1.2.6)]	-	-
V. Contingent provision against standard assets [Refer Schedule 17 (4.2) and Schedule 18 (1.1.9)]	30,404,383	22,075,241
VI. Others (including provisions)	216,949,972	160,854,931
Total	330,731,159	262,454,534

Schedule 6 - Cash and Balances with Reserve Bank of India

(₹ in Thousands)

	As at 31-03-2019	As at 31-03-2018
I. Cash in hand (including foreign currency notes)	42,132,147	52,580,352
II. Balances with Reserve Bank of India		
(i) in Current Account	263,858,192	208,230,225
(ii) in Other Accounts	45,000,000	94,000,000
Total	350,990,339	354,810,577

Schedule 7 - Balances with Banks and Money at Call and Short Notice

(₹ in Thousands)

	As at 31-03-2019	As at 31-03-2018
I. In India		
(i) Balance with Banks		
(a) in Current Accounts	2,419,842	1,199,457
(b) in Other Deposit Accounts	31,712,577	30,987,346
(ii) Money at Call and Short Notice		
(a) With banks	-	-
(b) With other institutions	191,610,699	-
Total	225,743,118	32,186,803
II. Outside India		
(i) in Current Accounts	42,478,364	20,263,092
(ii) in Other Deposit Accounts	5,177,257	11,537,816
(iii) Money at Call & Short Notice	47,657,275	15,750,618
Total	95,312,896	47,551,526
Grand Total (I+II)	321,056,014	79,738,329

Schedule 8 - Investments

(₹ in Thousands)

	As at 31-03-2019	As at 31-03-2018
I. Investments in India in -		
(i) Government Securities##	1,168,229,051	1,013,545,679
(ii) Other approved securities	-	-
(iii) Shares	9,594,584	15,255,309
(iv) Debentures and Bonds	392,845,209	306,537,689
(v) Investment in Subsidiaries/Joint Ventures	18,027,821	17,931,421
(vi) Others (Mutual Fund units, CD/CP, PTC etc.)	112,641,005	152,548,130
Total Investments in India	1,701,337,670	1,505,818,228
II. Investments outside India in -		
(i) Government Securities (including local authorities)	34,164,807	26,984,150
(ii) Subsidiaries and/or Joint Ventures abroad	4,833,428	2,995,712
(iii) Others (Equity Shares and Bonds)	9,356,854	2,962,737
Total Investments outside India	48,355,089	32,942,599
Grand Total (I+II)	1,749,692,759	1,538,760,827

Includes securities costing ₹29,283.94 crores (previous year ₹27,588.43 crores) pledged for availment of fund transfer facility, clearing facility and margin requirements

Schedule 9 - Advances

(₹ in Thousands)

		As at 31-03-2019	As at 31-03-2018
A.	(i) Bills purchased and discounted	155,366,966	128,131,247
	(ii) Cash credits, overdrafts and loans repayable on demand	1,503,567,259	1,381,341,566
	(iii) Term loans #	3,289,045,496	2,887,030,232
	Total	4,947,979,721	4,396,503,045
B.	(i) Secured by tangible assets \$	3,535,163,307	3,094,017,064
	(ii) Covered by Bank/Government Guarantees &&	33,887,710	37,502,934
	(iii) Unsecured	1,378,928,704	1,264,983,047
	Total	4,947,979,721	4,396,503,045
C.	I. Advances in India		
	(i) Priority Sector	1,188,930,411	986,081,073
	(ii) Public Sector	65,894,406	48,271,057
	(iii) Banks	43,110,224	32,204,558
	(iv) Others	3,268,892,314	2,792,292,698
	Total	4,566,827,355	3,858,849,386
	II. Advances Outside India		
	(i) Due from banks	20,815,655	78,991,174
	(ii) Due from others -		
	(a) Bills purchased and discounted	23,843,213	32,721,313
	(b) Syndicated loans	47,840,704	77,652,080
	(c) Others	288,652,794	348,289,092
	Total	381,152,366	537,653,659
	Grand Total (CI+CII)	4,947,979,721	4,396,503,045

Net of borrowings under Inter Bank Participation Certificate (IBPC) ₹2,750.00 crores (previous year ₹1,399.00 crores), includes lending under IBPC ₹3,529.50 crores (previous year ₹1,303.32 crores)

\$ Includes advances against book debts

&& Includes advances against L/Cs issued by banks

Schedule 10 - Fixed Assets

(₹ in Thousands)

	As at 31-03-2019	As at 31-03-2018
I. Premises		
Gross Block		
At cost at the beginning of the year	18,330,983	18,330,983
Additions during the year	169,308	-
Deductions during the year	(583,276)	-
Total	17,917,015	18,330,983
Depreciation		
As at the beginning of the year	1,470,027	1,165,354
Charge for the year	292,302	304,673
Deductions during the year	(121,930)	-
Depreciation to date	1,640,399	1,470,027
Net Block	16,276,616	16,860,956
II. Other fixed assets (including furniture & fixtures)		
Gross Block		
At cost at the beginning of the year	52,204,387	45,796,606
Additions during the year*	8,999,163	7,573,015
Deductions during the year	(850,608)	(1,165,234)
Total	60,352,942	52,204,387
Depreciation		
As at the beginning of the year	32,809,459	28,302,892
Charge for the year	6,804,946	5,376,301
Deductions during the year	(624,283)	(869,734)
Depreciation to date	38,990,122	32,809,459
Net Block	21,362,820	19,394,928
III. CAPITAL WORK-IN-PROGRESS (including capital advances)	2,726,922	3,460,908
Grand Total (I+II+III)	40,366,358	39,716,792

* includes movement on account of exchange rate fluctuation

Schedule 11 - Other Assets

(₹ in Thousands)

	As at 31-03-2019	As at 31-03-2018
I. Inter-office adjustments (net)	-	-
II. Interest Accrued	70,941,386	56,655,247
III. Tax paid in advance/tax deducted at source (net of provisions)	15,911,960	17,448,539
IV. Stationery and stamps	3,057	3,829
V. Non banking assets acquired in satisfaction of claims [§]	87,276	22,086,151
VI. Others [#] @	512,936,446	407,572,463
Total	599,880,125	503,766,229

Includes deferred tax assets of ₹7,640.73 crores (previous year ₹6,876.35 crores) [Refer Schedule 18 (1.2.11)]

@ Includes Priority Sector Shortfall Deposits of ₹28,161.77 crores (previous year ₹21,479.30 crores)

§ Represents balance net of provision of ₹2,208.61 crores on Land held as non-banking asset and provision of ₹2.09 crores on other non banking assets (Previous year Nil)

Schedule 12 - Contingent Liabilities

(₹ in Thousands)

	As at 31-03-2019	As at 31-03-2018
I. Claims against the Bank not acknowledged as debts	6,235,275	5,169,119
II. Liability for partly paid investments	18,000	216,000
III. Liability on account of outstanding forward exchange and derivative contracts:		
a) Forward Contracts	3,296,537,608	3,148,018,991
b) Interest Rate Swaps, Currency Swaps, Forward Rate Agreement & Interest Rate Futures	2,375,871,342	1,960,694,522
c) Foreign Currency Options	464,047,739	593,425,900
Total (a+b+c)	6,136,456,689	5,702,139,413
IV. Guarantees given on behalf of constituents		
In India	680,528,970	762,933,813
Outside India	75,358,146	86,819,823
V. Acceptances, endorsements and other obligations	324,394,652	324,101,256
VI. Other items for which the Bank is contingently liable	334,660,953	471,597,561
Grand Total (I+II+III+IV+V+VI) [Refer Schedule 18 (1.2.16)]	7,557,652,685	7,352,976,985

Schedules forming part of the Profit and Loss Account

For the year ended 31 March, 2019

Schedule 13 - Interest Earned

(₹ in Thousands)

	Year ended 31-03-2019	Year ended 31-03-2018
I. Interest/discount on advances/bills	413,220,214	341,374,719
II. Income on investments	113,490,713	99,833,027
III. Interest on balances with Reserve Bank of India and other inter-bank funds	6,933,458	3,878,262
IV. Others	16,213,322	12,717,115
Total	549,857,707	457,803,123

Schedule 14 - Other Income

(₹ in Thousands)

	Year ended 31-03-2019	Year ended 31-03-2018
I. Commission, exchange and brokerage	88,536,507	77,298,752
II. Profit/(Loss) on sale of investments (net) [Refer Schedule 18(1.2.1)]	7,581,014	13,251,603
III. Profit/(Loss) on sale of land, buildings and other assets (net)*	(229,013)	(163,809)
IV. Profit on exchange/derivative transactions (net)	14,867,360	14,286,958
V. Income earned by way of dividends etc. from subsidiaries/companies and/or joint venture abroad/in India	1,311,000	2,560,608
VI. Miscellaneous Income [including recoveries on account of advances/investments written off in earlier years ₹1,867.45 crores (previous year ₹182.92 crores) and net profit on account of portfolio sell downs/securitisation ₹7.96 crores (previous year net loss of ₹0.64 crores)]	19,236,526	2,436,753
Total	131,303,394	109,670,865

* includes provision for diminution in value of fixed assets

Schedule 15 - Interest Expended

(₹ in Thousands)

	Year ended 31-03-2019	Year ended 31-03-2018
I. Interest on deposits	237,075,125	191,735,198
II. Interest on Reserve Bank of India/Inter-bank borrowings	29,543,171	17,982,554
III. Others	66,157,674	61,908,066
Total	332,775,970	271,625,818

Schedule 16 - Operating Expenses

(₹ in Thousands)

	Year ended 31-03-2019	Year ended 31-03-2018
I. Payments to and provisions for employees	47,473,218	43,129,556
II. Rent, taxes and lighting	10,468,677	10,017,106
III. Printing and stationery	1,951,435	1,646,269
IV. Advertisement and publicity	1,018,137	1,536,459
V. Depreciation on bank's property	7,097,249	5,680,974
VI. Directors' fees, allowance and expenses	27,553	23,344
VII. Auditors' fees and expenses	14,616	18,697
VIII. Law charges	1,175,771	986,817
IX. Postage, telegrams, telephones etc.	2,962,177	3,119,630
X. Repairs and maintenance	10,549,779	8,291,777
XI. Insurance	6,003,052	5,535,110
XII. Other expenditure	69,592,413	59,917,659
Total	158,334,077	139,903,398

17 Significant Accounting Policies

For the year ended 31 March, 2019

1 Background

Axis Bank Limited ('the Bank') was incorporated in 1993 and provides a complete suite of corporate and retail banking products. The Bank is primarily governed by the Banking Regulation Act, 1949. The Bank has overseas branches at Singapore, Hong Kong, DIFC - Dubai, Shanghai and Colombo and an Offshore Banking Unit at International Financial Service Centre (IFSC), Gujarat International Finance Tec-City (GIFT City), Gandhinagar, India.

2 Basis of preparation

The financial statements have been prepared and presented under the historical cost convention on the accrual basis of accounting in accordance with the generally accepted accounting principles in India, unless otherwise stated by Reserve Bank of India ('RBI'), to comply with the statutory requirements prescribed under the Third Schedule of the Banking Regulation Act, 1949, the circulars, notifications and guidelines issued by RBI from time to time and the Accounting Standards notified under Section 133 of the Companies Act, 2013 read together with paragraph 7 of the Companies (Accounts) Rules, 2014 and the Companies (Accounting Standards) Amendment Rules, 2016 to the extent applicable and practices generally prevalent in the banking industry in India.

3 Use of estimates

The preparation of the financial statements in conformity with the generally accepted accounting principles requires the Management to make estimates and assumptions that affect the reported amounts of assets and liabilities (including contingent liabilities) at the date of the financial statements, revenues and expenses during the reporting period. Actual results could differ from those estimates. The Management believes that the estimates used in the preparation of the financial statements are prudent and reasonable. Any revisions to the accounting estimates are recognised prospectively in the current and future periods.

4 Change in accounting policies/estimates

4.1 Change in estimated useful life of fixed assets

During the year, the Bank has revised the estimated useful life of Electronic Data Capturing machines/Point of Sale terminals from 10 years to 5 years. As a result of the aforesaid revision, the depreciation charge for the year is higher by ₹29.34 crores with a corresponding decrease in the net block of fixed assets.

4.2 Provision on standard advances

With effect from 31 March 2019, in the case of provision on standard advances the Bank adopted a more stringent policy of maintaining provision on corporate standard advances rated 'BB and Below' and all SMA-2 advances as reported to CRILC, at rates that are higher than those prescribed by RBI. As a result, provisions and contingencies for the year are higher by ₹378 crores with a consequent reduction to the profit before tax.

5 Significant accounting policies

5.1 Investments

Classification

In accordance with the RBI guidelines, investments are classified at the time of purchase as:

- Held for Trading ('HFT');
- Available for Sale ('AFS'); and
- Held to Maturity ('HTM')

Investments that are held principally for sale within a short period are classified as HFT securities. As per the RBI guidelines, HFT securities, which remain unsold for a period of 90 days are transferred to AFS securities.

Investments that the Bank intends to hold till maturity are classified under the HTM category. Investments in the equity of subsidiaries/joint ventures are categorised as HTM in accordance with the RBI guidelines.

All other investments are classified as AFS securities.

However, for disclosure in the Balance Sheet, investments in India are classified under six categories - Government Securities, Other approved securities, Shares, Debentures and Bonds, Investment in Subsidiaries/Joint Ventures and Others.

Investments made outside India are classified under three categories – Government Securities, Subsidiaries and/or Joint Ventures abroad and Others.

Transfer of security between categories

Transfer of security between categories of investments is accounted as per the RBI guidelines.

Acquisition cost

Costs including brokerage and commission pertaining to investments, paid at the time of acquisition, are charged to the Profit and Loss Account.

Broken period interest is charged to the Profit and Loss Account.

Cost of investments is computed based on the weighted average cost method.

Valuation

Investments classified under the HTM category: Investments are carried at acquisition cost unless it is more than the face value, in which case the premium is amortised over the period remaining to maturity on a constant yield to maturity basis. In terms of RBI guidelines, discount on securities held under HTM category is not accrued and such securities are held at the acquisition cost till maturity.

Investments classified under the AFS and HFT categories: Investments under these categories are marked to market. The market/fair value of quoted investments included in the 'AFS' and 'HFT' categories is the market price of the scrip as available from the trades/quotes on the stock exchanges or prices declared by Primary Dealers Association of India ('PDAI') jointly with Fixed Income Money Market and Derivatives Association of India ('FIMMDA')/Financial Benchmark India Private Limited ('FBIL'), periodically. Net depreciation, if any, within each category of each investment classification is recognised in the Profit and Loss Account. The net appreciation, if any, under each category of each investment classification is ignored. The depreciation on securities acquired by way of conversion of outstanding loans is provided in accordance with the RBI guidelines. The book value of individual securities is not changed consequent to the periodic valuation of investments.

Non-performing investments are identified and provision is made thereon as per RBI guidelines.

Treasury Bills, Exchange Funded Bills, Commercial Paper and Certificate of Deposits being discounted instruments, are valued at carrying cost.

Units of mutual funds are valued at the latest repurchase price/net asset value declared by the mutual fund.

Market value of investments where current quotations are not available, is determined as per the norms prescribed by the RBI as under:

- the market/fair value of unquoted government securities which are in the nature of Statutory Liquidity Ratio ('SLR') securities included in the AFS and HFT categories is computed as per the rates published by FIMMDA/FBIL;

- in case of unquoted bonds, debentures and preference shares where interest/dividend is received regularly (i.e. not overdue beyond 90 days), the market price is derived based on the YTM for Government Securities as published by FIMMDA/PDAI/FBIL and suitably marked up for credit risk applicable to the credit rating of the instrument. The matrix for credit risk mark-up for each category and credit ratings along with residual maturity issued by FIMMDA/FBIL is adopted for this purpose;
- in case of bonds and debentures (including Pass Through Certificates) where interest is not received regularly (i.e. overdue beyond 90 days), the valuation is in accordance with prudential norms for provisioning as prescribed by RBI;
- equity shares, for which current quotations are not available or where the shares are not quoted on the stock exchanges, are valued at break-up value (without considering revaluation reserves, if any) which is ascertained from the company's latest Balance Sheet. In case the latest Balance Sheet is not available, the shares are valued at ₹1 per company;
- units of Venture Capital Funds ('VCF') held under AFS category where current quotations are not available are valued based on the latest audited financials of the fund. In case the audited financials are not available for a period beyond 18 months, the investments are valued at ₹1 per VCF. Investment in unquoted VCF after 23 August, 2006 are categorised under HTM category for the initial period of three years and valued at cost as per RBI guidelines and
- in case of investments in security receipts on or after 1 April, 2017 which are backed by more than 50 percent of the stressed assets sold by the Bank, provision for depreciation in value is made at the higher of - provisioning rate required in terms of net asset value declared by the Reconstruction Company ('RC')/Securitisation Company ('SC') or the provisioning rate as per the extant asset classification and provisioning norms as applicable to the underlying loans, assuming that the loan notionally continued in the books of the bank. All other investments in security receipts are valued as per the NAV obtained from the issuing RC/SCs.

Investments in subsidiaries/joint ventures are categorised as HTM and assessed for impairment to determine permanent diminution, if any, in accordance with the RBI guidelines.

All investments are accounted for on settlement date, except investments in equity shares which are accounted for on trade date.

Disposal of investments

Investments classified under the HTM category: Realised gains are recognised in the Profit and Loss Account and subsequently appropriated to Capital Reserve account (net of taxes and transfer to statutory reserves) in accordance with the RBI guidelines. Losses are recognised in the Profit and Loss Account.

Investments classified under the AFS and HFT categories: Realised gains/losses are recognised in the Profit and Loss Account.

Repurchase and reverse repurchase transactions

Repurchase and reverse repurchase transactions in government securities and corporate debt securities including those conducted under the Liquidity Adjustment Facility ('LAF') and Marginal Standby Facility ('MSF') with RBI are accounted as collateralised borrowing and lending respectively. Borrowing cost on repo transactions is accounted as interest expense and revenue on reverse repo transactions is accounted as interest income.

Short Sales

In accordance with the RBI guidelines, the Bank undertakes short sale transactions in Central Government dated securities. The short positions are reflected in 'Securities Short Sold ('SSS') A/c', specifically created for this purpose. Such short positions are categorised under HFT category and netted off from investments in the Balance Sheet. These positions are marked-to-market along with the other securities under HFT portfolio and the resultant mark-to-market gains/losses are accounted for as per the relevant RBI guidelines for valuation of investments discussed earlier.

5.2 Advances

Advances are classified into performing and non-performing advances ('NPAs') as per the RBI guidelines and are stated net of bills rediscounted, inter-bank participation certificates, specific provisions made towards NPAs, interest in suspense for NPAs, claims received from Export Credit Guarantee Corporation, provisions for funded interest on term loan classified as NPAs, provisions in lieu of diminution in the fair value of restructured assets and floating provisions.

NPAs are classified into sub-standard, doubtful and loss assets based on the criteria stipulated by the RBI. Advances held at the overseas branches that are identified as impaired as per host country regulations for reasons other than record of recovery, but which are standard as per the RBI guidelines, are classified as NPAs to the extent of amount outstanding in the host country. Provisions for NPAs are made for sub-standard and doubtful assets at rates as prescribed by the RBI with the exception for agriculture advances and schematic retail advances. In respect of schematic retail advances, provisions are made in terms of a bucket-wise policy upon reaching specified stages of delinquency (90 days or more of delinquency) under each type of loan, which satisfies the RBI prudential norms on provisioning. Provisions in respect of agriculture advances classified into sub-standard and doubtful assets are made at rates which are higher than those prescribed by the RBI. Provisions for advances booked in overseas branches, which are standard as per the RBI guidelines but are classified as NPAs based on host country guidelines, are made as per the host country regulations. In case of NPAs referred to National Company Law Tribunal (NCLT) under Insolvency and Bankruptcy Code (IBC) where resolution plan or liquidation order has been approved by NCLT, provision is maintained at higher of the requirement under RBI guidelines or the likely haircut as per resolution plan or liquidation order.

Restructured assets are classified and provided for in accordance with the guidelines issued by RBI from time to time.

Loss assets and unsecured portion of doubtful assets are provided/written off as per the extant RBI guidelines.

Amounts recovered against debts written off are recognised in the Profit and Loss account and included under "Other Income".

The Bank holds provision in accordance with the RBI guidelines, on assets where change in ownership under Strategic Debt Restructuring (SDR) scheme/Outside SDR scheme has been implemented before 12 February, 2018 or Scheme for Sustainable Structuring of Stressed Asset (S4A) has been implemented before 12 February, 2018.

In respect of borrowers classified as non-cooperative and willful defaulters, the Bank makes accelerated provisions as per extant RBI guidelines.

Loans reported as fraud are classified as loss assets, and fully provided immediately without considering the value of security.

For entities with Unhedged Foreign Currency Exposure (UFCE), provision is made in accordance with the guidelines issued by RBI, which requires to ascertain the amount of UFCE, estimate the extent of likely loss and estimate the riskiness of unhedged position. This provision is classified under Schedule 5 – Other Liabilities in the Balance Sheet.

The Bank maintains a general provision on standard advances at the rates prescribed by RBI other than for corporate standard advances rated 'BB and Below' and all SMA-2 advances as reported to CRILC, where general provision is maintained at rates that are higher than those prescribed by RBI. In case of overseas branches, general provision on standard advances is maintained at the higher of the levels stipulated by the respective overseas regulator or RBI. The Bank also maintains general provision on positive Mark-to-Market (MTM) on derivatives at the rates prescribed by RBI.

Under its home loan portfolio, the Bank offers housing loans with certain features involving waiver of Equated Monthly Installments ('EMIs') of a specific period subject to fulfilment of a set of conditions by the borrower. The Bank makes provision against the probable loss that could be incurred in future on account of waivers to eligible borrowers in respect of such loans based on actuarial valuation conducted by an independent actuary. This provision is classified under Schedule 5 – Other Liabilities in the Balance Sheet.

5.3 Country risk

In addition to the provisions required to be held according to the asset classification status, provisions are held for individual country exposure (other than for home country as per the RBI guidelines). Such provisions are held only in respect of those countries where the net funded exposure of the Bank exceeds 1% of its total assets. For this purpose, the countries are categorised into seven risk categories namely insignificant, low, moderate, high, very high, restricted and off-credit as per RBI guidelines. Provision is made on exposures exceeding 180 days on a graded scale ranging from 0.25% to 100%. For exposures with contractual maturity of less than 180 days, 25% of the normal provision requirement is held. If the net funded exposure of the Bank in respect of each country does not exceed 1% of the total assets, no provision is maintained on such country exposure in accordance with RBI guidelines. This provision is classified under Schedule 5 – Other Liabilities in the Balance Sheet.

5.4 Securitisation

The Bank enters into purchase/sale of corporate and retail loans through direct assignment/Special Purpose Vehicle ('SPV'). In most cases, post securitisation, the Bank continues to service the loans transferred to the assignee/SPV. The Bank also provides credit enhancement in the form of cash collaterals and/or by subordination of cash flows to Senior Pass through Certificate ('PTC') holders. In respect of credit enhancements provided or recourse obligations (projected delinquencies, future servicing etc.) accepted by the Bank, appropriate provision/disclosure is made at the time of sale in accordance with AS-29, Provisions, Contingent Liabilities and Contingent Assets as notified under Section 133 of the Companies Act, 2013 read together with paragraph 7 of the Companies (Accounts) Rules, 2014 and the Companies (Accounting Standards) Amendment Rules, 2016.

In accordance with RBI guidelines of 7 May, 2012, on 'Guidelines on Securitisation of Standard Assets', gain on securitisation transaction is recognised over the period of the underlying securities issued by the SPV. Loss on securitisation is immediately debited to the Profit and Loss Account.

5.5 Foreign currency transactions

In respect of domestic operations, transactions denominated in foreign currencies are accounted for at the rates prevailing on the date of the transaction. Monetary foreign currency assets and liabilities are translated at the Balance Sheet date at rates notified by Foreign Exchange Dealers Association of India ('FEDAI'). All profits/losses resulting from year end revaluations are recognised in the Profit and Loss Account.

Financial statements of foreign branches classified as non-integral foreign operations as per the RBI guidelines are translated as follows:

- Assets and liabilities (both monetary and non-monetary as well as contingent liabilities) are translated at closing exchange rates notified by FEDAI at the Balance Sheet date.
- Income and expenses are translated at the rates prevailing on the date of the transactions.
- All resulting exchange differences are accumulated in a separate 'Foreign Currency Translation Reserve' till the disposal of the net investments. Any realised gains or losses on such disposal are recognised in the Profit and Loss Account.

Outstanding forward exchange contracts including tom/spot contracts (excluding currency swaps undertaken to hedge foreign currency assets/liabilities and funding swaps which are not revalued) are revalued at year end on PV basis by discounting the forward value till spot date and converting the FCY amount using the respective spot rates as notified by FEDAI. The resulting gains or losses on revaluation are included in the Profit and Loss Account in accordance with RBI/FEDAI guidelines.

Premium/discount on currency swaps undertaken to hedge foreign currency assets and liabilities and funding swaps is recognised as interest income/expense and is amortised on a pro-rata basis over the underlying swap period.

Contingent liabilities on account of forward exchange and derivative contracts, guarantees, acceptances, endorsements and other obligations denominated in foreign currencies are disclosed at closing rates of exchange notified by FEDAI.

5.6 Derivative transactions

Derivative transactions comprise of forward contracts, swaps and options which are disclosed as contingent liabilities. The forwards, swaps and options are categorised as trading or hedge transactions. Trading derivative contracts are revalued at the Balance Sheet date with the resulting unrealised gain or loss being recognised in the Profit and Loss Account and correspondingly in other assets (representing positive Mark-to-Market) and in other liabilities (representing negative Mark-to-Market (MTM)) on a gross basis. For hedge transactions, the Bank identifies the hedged item (asset or liability) at the inception of transaction itself. The effectiveness is ascertained at the time of inception of the hedge and periodically thereafter. Hedge swaps are accounted for on accrual basis except in case of swaps designated with an asset or liability that is carried at market value or lower of cost or market value in the financial statements. In such cases, the swaps are marked-to-market with the resulting gain or loss recorded as an adjustment to the market value of designated asset or liability. Pursuant to the RBI guidelines, any receivables under derivative contracts comprising of crystallised receivables as well as positive Mark-to-Market (MTM) in respect of future receivables which remain overdue for more than 90 days are reversed through the Profit and Loss account and are held in separate Suspense Account.

Premium on options is recognized as income/expense on expiry or early termination of the transaction.

Currency futures contracts are marked-to-market using daily settlement price on a trading day, which is the closing price of the respective futures contracts on that day. While the daily settlement price is computed based on the last half an hour weighted average price of such contracts, the final settlement price is taken as the RBI reference rate on the last trading day of the futures contracts or as may be specified by the relevant authority from time to time. All open positions are marked-to-market based on the settlement price and the resultant marked-to-market profit/loss is daily settled with the exchange.

Valuation of Exchange Traded Currency Options (ETCO) is carried out on the basis of the daily settlement price of each individual option provided by the exchange and valuation of Interest Rate Futures (IRF) is carried out on the basis of the daily settlement price of each contract provided by the exchange.

5.7 Revenue recognition

Interest income is recognised on an accrual basis in accordance with AS-9, Revenue Recognition as notified under Section 133 of the Companies Act, 2013 read together with paragraph 7 of the Companies (Accounts) Rules, 2014, the Companies (Accounting Standards) Amendment Rules, 2016 and the RBI guidelines, except in the case of interest income on non-performing assets and loans under Strategic Debt Restructuring (SDR) scheme and Scheme for Sustainable Structuring of Stressed Asset (S4A) of RBI, where it is recognised on receipt basis if overdue for more than 90 days. Income on non-coupon bearing discounted instruments or low-coupon bearing instruments is recognised over the tenor of the instrument on a constant yield basis.

Guarantee commission is recognized on a pro-rata basis over the period of the guarantee. Locker rent and annual fees for credit cards are recognised on a straight-line basis over the period of contract. Arrangership/syndication fee is accounted for on completion of the agreed service and when right to receive is established. Other fees and commission income are recognised when due.

Interest income on investments in discounted PTCs is recognized on a constant yield basis.

Dividend is accounted on an accrual basis when the right to receive the dividend is established.

Gain/loss on sell down of loans and advances through direct assignment is recognised at the time of sale.

Fees paid/received for Priority Sector Lending Certificates ('PSLC') is amortised on straight-line basis over the tenor of the certificate.

In accordance with RBI guidelines on sale of non-performing advances, if the sale is at a price below the net book value (i.e. book value less provisions held), the shortfall is charged to the Profit and Loss Account. If the sale is for a value higher than the net book value, the excess provision is credited to the Profit and Loss Account in the year the amounts are received.

The Bank deals in bullion business on a consignment basis. The difference between the price recovered from customers and cost of bullion is accounted for at the time of sale to the customers. The Bank also deals in bullion on a borrowing and lending basis and the interest paid/received is accounted on an accrual basis.

5.8 Fixed assets and depreciation/impairment

Fixed assets are carried at cost of acquisition less accumulated depreciation and impairment, if any. Cost includes initial handling and delivery charges, duties, taxes and incidental expenses related to the acquisition and installation of the asset.

Capital work-in-progress includes cost of fixed assets that are not ready for their intended use and also includes advances paid to acquire fixed assets.

Depreciation is provided over the estimated useful life of a fixed asset on the straight-line method from the date of addition. The management believes that depreciation rates currently used, fairly reflect its estimate of the useful lives and residual values of fixed assets based on historical experience of the Bank, though these rates in certain cases are different from lives prescribed under Schedule II of Companies Act, 2013.

Asset	Estimated useful life
Leased Land	As per the term of the agreement
Owned premises	60 years
Locker cabinets/cash safe/strong room door	10 years
EPABX, telephone instruments	8 years
Modem, scanner, routers, hubs, switches, racks/cabinets for IT equipment	5 years
UPS, VSAT, fax machines	5 years
Cheque book/cheque encoder, currency counting machine, fake note detector	5 years
Application software	5 years
Electronic Data Capture (EDC)/ Point of Sale (POS) machines	5 years
Vehicles	4 years
Computer hardware including printers	3 years
CCTV and video conferencing equipment	3 years
Assets at staff residence	3 years
Mobile phone	2 years
All other fixed assets	10 years

Depreciation on assets sold during the year is recognised on a pro-rata basis to the Profit and Loss Account till the date of sale.

Profit on sale of premises is appropriated to Capital Reserve account (net of taxes and transfer to statutory reserve) in accordance with RBI instructions.

The carrying amounts of assets are reviewed at each Balance Sheet date to ascertain if there is any indication of impairment based on internal/external factors. An impairment loss is recognised wherever the carrying amount of an asset exceeds its recoverable amount. The recoverable amount is the greater of the asset's net selling price and value in use. In assessing value in use, the estimated future cash flows are discounted to their present value at the weighted average cost of capital. After impairment, depreciation is provided on the revised carrying amount of the asset over its remaining useful life.

5.9 Non-banking assets

Non-banking assets ('NBAs') acquired in satisfaction of claims include land and other immovable property. In the case of land, the Bank creates provision and follows the accounting treatment as per specific RBI directions. Other non-banking assets are carried at lower of net book value and net realizable value.

5.10 Lease transactions

Leases where the lessor effectively retains substantially all the risks and benefits of ownership over the lease term are classified as operating lease. Lease payments for assets taken on operating lease are recognised as an expense in the Profit and Loss Account on a straight-line basis over the lease term. Lease income from assets given on operating lease is recognized as income in Profit and Loss account on a straight-line basis over the lease term.

5.11 Retirement and other employee benefits

Provident Fund

Retirement benefit in the form of provident fund is a defined benefit plan wherein the contributions are charged to the Profit and Loss Account of the year when the contributions to the fund are due and when services are rendered by the employees. Further, an actuarial valuation is conducted by an independent actuary using the Projected Unit Credit Method as at 31 March each year to determine the deficiency, if any, in the interest payable on the contributions as compared to the interest liability as per the statutory rate. Actuarial gains/losses are immediately taken to the Profit and Loss Account and are not deferred.

Gratuity

The Bank contributes towards gratuity fund (defined benefit retirement plan) administered by various insurers for eligible employees. Under this scheme, the settlement obligations remain with the Bank, although various insurers administer the scheme and determine the contribution premium required to be paid by the Bank. The plan provides a lump sum payment to vested employees at retirement or termination of employment based on the respective employee's salary and the years of employment with the Bank. Liability with regard to gratuity fund is accrued based on actuarial valuation conducted by an independent actuary using the Projected Unit Credit Method as at 31 March each year. In respect of employees at overseas branches (other than expatriates) liability with regard to gratuity is provided on the basis of a prescribed method as per local laws, wherever applicable. Actuarial gains/losses are immediately taken to the Profit and Loss Account and are not deferred.

Compensated Absences

Compensated absences are short term in nature for which provision is held on accrual basis.

Superannuation

Employees of the Bank are entitled to receive retirement benefits under the Bank's Superannuation scheme either under a cash-out option through salary or under a defined contribution plan. Through the defined contribution plan, the Bank contributes annually a specified sum of 10% of the employee's eligible annual basic salary to LIC, which undertakes to pay the lump sum and annuity benefit payments pursuant to the scheme. Superannuation contributions are recognised in the Profit and Loss Account in the period in which they accrue.

New Pension Scheme ('NPS')

In respect of employees who opt for contribution to the 'NPS', the Bank contributes certain percentage of the total basic salary of employees to the aforesaid scheme, a defined contribution plan, which is managed and administered by pension fund management companies. NPS contributions are recognised in the Profit and Loss Account in the period in which they accrue.

5.12 Reward points

The Bank runs a loyalty program which seeks to recognize and reward customers based on their relationship with the Bank. Under the program, eligible customers are granted loyalty points redeemable in future, subject to certain conditions. In addition, the Bank continues to grant reward points in respect of certain credit cards (not covered under the loyalty program). The Bank estimates the probable redemption of such loyalty/reward points using an actuarial method at the Balance Sheet date by employing an independent actuary. Provision for the said reward points is then made based on the actuarial valuation report as furnished by the said independent actuary.

5.13 Taxation

Income tax expense is the aggregate amount of current tax and deferred tax charge. Current year taxes are determined in accordance with the relevant provisions of Income tax Act, 1961. Deferred income taxes reflect the impact of current year timing differences between taxable income and accounting income for the year and reversal of timing differences of earlier years.

Deferred tax is measured based on the tax rates and the tax laws enacted or substantively enacted at the Balance Sheet date. Deferred tax assets and deferred tax liabilities are offset, if a legally enforceable right exists to set off assets against liabilities representing current tax and the deferred tax assets and deferred tax liabilities relate to the taxes on income levied by same governing taxation laws.

Deferred tax assets are recognised only to the extent that there is reasonable certainty that sufficient future taxable income will be available against which such deferred tax assets can be realised. The impact of changes in the deferred tax assets and liabilities is recognised in the Profit and Loss Account.

Deferred tax assets are recognised and reassessed at each reporting date, based upon the Management's judgement as to whether realisation is considered as reasonably certain. Deferred tax assets are recognised on carry forward of unabsorbed depreciation and tax losses only if there is virtual certainty supported by convincing evidence that such deferred tax asset can be realised against future profits.

5.14 Share issue expenses

Share issue expenses are adjusted from Share Premium Account in terms of Section 52 of the Companies Act, 2013.

5.15 Earnings per share

The Bank reports basic and diluted earnings per share in accordance with AS-20, Earnings per Share, as notified under Section 133 of the Companies Act, 2013 read together with paragraph 7 of the Companies (Accounts) Rules, 2014 and the Companies (Accounting Standards) Amendment Rules, 2016. Basic earnings per share is computed by dividing the net profit after tax by the weighted average number of equity shares outstanding for the year.

Diluted earnings per share reflect the potential dilution that could occur if securities or other contracts to issue equity shares were exercised or converted during the year. Diluted earnings per share is computed using the weighted average number of equity shares and dilutive potential equity shares outstanding at the year end except where the results are anti-dilutive.

5.16 Employee stock option scheme

The 2001 Employee Stock Option Scheme ('the Scheme') provides for grant of stock options on equity shares of the Bank to employees and Directors of the Bank and its subsidiaries. The Scheme is in accordance with the Securities and Exchange Board of India (SEBI) (Employees Stock Option Scheme and Employee Stock Purchase Scheme) Guidelines, 1999 ('the Guidelines'). These Guidelines have been repealed in the month of October, 2014 and were substituted by Securities and Exchange Board of India (Share Based Employee Benefits) Regulations, 2014. The Scheme is in compliance with the said regulations. The Bank follows the intrinsic value method to account for its stock based employee compensation plans as per the Guidelines. Options are granted at an exercise price, which is equal to/ less than the fair market price of the underlying equity shares. The excess of such fair market price over the exercise price of the options as at the grant date, if any, is recognised as a deferred compensation cost and amortised on a straight-line basis over the vesting period of such options.

The fair market price is the latest available closing price, prior to the date of grant, on the stock exchange on which the shares of the Bank are listed. If the shares are listed on more than one stock exchange, then the stock exchange where there is highest trading volume on the said date is considered.

5.17 Provisions, contingent liabilities and contingent assets

A provision is recognised when the Bank has a present obligation as a result of past event where it is probable that an outflow of resources will be required to settle the obligation, in respect of which a reliable estimate can be made. Provisions are not discounted to its present value and are determined based on best estimate required to settle the

obligation at the Balance Sheet date. These are reviewed at each Balance Sheet date and adjusted to reflect the current best estimates.

A disclosure of contingent liability is made when there is:

- a possible obligation arising from a past event, the existence of which will be confirmed by occurrence or non-occurrence of one or more uncertain future events not within the control of the Bank; or
- a present obligation arising from a past event which is not recognised as it is not probable that an outflow of resources will be required to settle the obligation or a reliable estimate of the amount of the obligation cannot be made.

When there is a possible obligation or a present obligation in respect of which the likelihood of outflow of resources is remote, no provision or disclosure is made.

Contingent assets are not recognised in the financial statements. However, contingent assets are assessed continually and if it is virtually certain that an inflow of economic benefits will arise, the asset and related income are recognised in the period in which the change occurs.

5.18 Accounting for dividend

As per AS-4 'Contingencies and Events occurring after the Balance sheet date' as notified by the Ministry of Corporate Affairs through amendments to Companies (Accounting Standards) Amendment Rules, 2016, dated 30 March, 2016, the Bank does not account for proposed dividend (including tax) as a liability through appropriation from the profit and loss account. The same is recognised in the year of actual payout post approval of shareholders. However, the Bank reckons proposed dividend in determining capital funds in computing the capital adequacy ratio.

5.19 Cash and cash equivalents

Cash and cash equivalents include cash in hand, balances with RBI, balances with other banks and money at call and short notice.

18 Notes forming part of the Financial Statements

For the year ended 31 March, 2019

1.1 Statutory disclosures as per RBI

1.1.1 'Provisions and contingencies' recognised in the Profit and Loss Account comprise of:

	(₹ in crores)	
For the year ended	31 March, 2019	31 March, 2018
Provision for income tax		
- Current tax	3,009.84	1,671.19
- Deferred tax (Refer 1.2.11)	(712.36)	(1,825.30)
	2,297.48	(154.11)
Provision for non-performing assets (including bad debts written off and write backs)	10,221.48	16,598.71
Provision for restructured assets/strategic debt restructuring/sustainable structuring	(19.66)	(307.16)
Provision towards standard assets	809.79	(135.00)
Provision for depreciation in value of investments	300.02	(211.01)
Provision for unhedged foreign currency exposure	18.79	(9.30)
Provision for country risk	-	(19.94)
Provision for other contingencies*	700.60	(443.39)
Total	14,328.50	15,318.80

* includes provision for non-banking assets, legal cases and other contingencies

1.1.2 The capital adequacy ratio of the Bank, calculated as per the RBI guidelines (under Basel III) is set out below:

	(₹ in crores)	
	31 March, 2019	31 March, 2018
Common Equity Tier I	62,238.37	60,476.35
Tier I	69,238.37	67,476.27
Tier II	18,221.21	18,298.59
Total capital	87,459.58	85,774.86
Total risk weighted assets and contingents	5,52,048.06	517,630.78
Capital ratios		
Common Equity Tier I	11.27%	11.68%
Tier I	12.54%	13.04%
Tier II	3.30%	3.53%
CRAR	15.84%	16.57%
Amount of equity capital raised	-	33.07*
Amount of additional Tier I capital raised of which:		
Perpetual Non-Cumulative Preference Shares (PNCPS)	-	-
Perpetual Debt Instruments (PDI) (details given below)	-	3,500.00
Amount of Tier II capital raised of which:		
Debt capital instrument (details given below)	-	5,000.00
Preferential capital instrument	-	-

*excluding securities premium of ₹8,646.70 crores

During the year ended 31 March, 2019, the Bank has not raised debt instruments eligible for Tier-I/Tier-II capital.

During the year ended 31 March, 2018, the Bank raised debt instruments eligible for Tier-I/Tier-II capital, the details of which are set out below:

Instrument	Capital	Date of maturity	Period	Coupon	Amount
Subordinated debt	Tier-II	15 June, 2027	120 months	7.66% p.a.	₹5,000 crores
Perpetual debt	Additional Tier I	-*	-	8.75% p.a.	₹3,500 crores

*Call option on expiry of 60 months from the date of allotment

During the year ended 31 March, 2019, the Bank redeemed debt instruments eligible for Tier-I/Tier-II capital, the details of which are set out below:

Instrument	Capital	Date of maturity	Period	Coupon	Amount
Subordinated debt	Tier II	7 November, 2018	120 months	11.75% p.a.	₹1,500 crores
Subordinated debt	Tier II	28 March, 2019	120 months	9.95%p.a.	₹200 crores

During the year ended 31 March, 2018, the Bank redeemed debt instruments eligible for Tier-I/Tier-II capital, the details of which are set out below:

Instrument	Capital	Date of maturity	Period	Coupon	Amount
Upper Tier-II	Tier II	28 June, 2017*	180 months	7.125% p.a.	\$60 million

* represents call date

1.1.3 The key business ratios and other information is set out below:

As at	31 March, 2019	31 March, 2018
	%	%
Interest income as a percentage to working funds [#]	7.38	7.15
Non-interest income as a percentage to working funds [#]	1.76	1.71
Operating profit ^{\$\$} as a percentage to working funds [#]	2.55	2.43
Return on assets (based on working funds [#])	0.63	0.04
Business (deposits less inter-bank deposits plus advances) per employee ^{**}	₹16.53 crores	₹14.84 crores
Profit per employee ^{**}	₹7.61 lacs	₹0.47 lacs
Net non-performing assets as a percentage of net customer assets [*]	2.06	3.40

[#] Working funds represent average of total assets as reported to RBI in Form X under Section 27 of the Banking Regulation Act, 1949 during the year

^{\$\$} Operating profit represents total income as reduced by interest expended and operating expenses

^{**} Productivity ratios are based on average employee numbers for the year

^{*} Net Customer assets include advances and credit substitutes

1.1.4 The provisioning coverage ratio of the Bank computed in terms of the RBI guidelines as on 31 March, 2019 was 76.78% (previous year 65.05%).

1.1.5 Asset Quality

i) Net non-performing advances to net advances is set out below:

	31 March, 2019	31 March, 2018
	%	%
Net non-performing advances as a percentage of net advances	2.20	3.64

ii) Movement in gross non-performing assets is set out below:

(₹ in crores)

	31 March, 2019		
	Advances	Investments	Total
Gross NPAs as at the beginning of the year	30,876.32	3,372.32	34,248.64
Intra Category Transfer	(2.60)	2.60	-
Additions (fresh NPAs) during the year	13,510.75	360.34	13,871.09
Sub-total (A)	44,384.47	3,735.26	48,119.73
Less:-			
(i) Upgradations	4,982.66	90.94	5,073.60
(ii) Recoveries (excluding recoveries made from upgraded accounts)#	3,977.11	50.13	4,027.24
(iii) Technical/Prudential Write-offs	6,847.63	843.46	7,691.09
(iv) Write-offs other than those under (iii) above*	1,430.62	107.74	1,538.36
Sub-total (B)	17,238.02	1,092.27	18,330.29
Gross NPAs as at the end of the year (A-B)	27,146.45	2,642.99	29,789.44

including sale of NPAs

(₹ in crores)

	31 March, 2018		
	Advances	Investments	Total
Gross NPAs as at the beginning of the year	20,045.66	1,234.82	21,280.48
Intra Category Transfer	(537.85)	537.85	-
Additions (fresh NPAs) during the year [@]	31,218.46	2,200.54	33,419.00
Sub-total (A)	50,726.27	3,973.21	54,699.48
Less:-			
(i) Upgradations [@]	4,740.13	169.71	4,909.84
(ii) Recoveries (excluding recoveries made from upgraded accounts)#	3,836.02	17.13	3,853.15
(iii) Technical/Prudential Write-offs	9,773.94	376.21	10,150.15
(iv) Write-offs other than those under (iii) above#	1,499.86	37.84	1,537.70
Sub-total (B)	19,849.95	600.89	20,450.84
Gross NPAs as at the end of the year (A-B)	30,876.32	3,372.32	34,248.64

@ Over the quarters ended 31 December, 2017 and 31 March, 2018, the Bank has changed its practice of reporting additions and upgradations to NPAs considering the days past due status of an account at the end of each day as against at the end of each quarter of a financial year, followed hitherto. Accordingly, the additions/upgradations to NPAs for FY 2017-18 shown above reflect this change prospectively over the respective periods.

including sale of NPAs

iii) Movement in net non-performing assets is set out below:

(₹ in crores)

	31 March, 2019		
	Advances	Investments	Total
Opening balance at the beginning of the year	16,004.42	587.29	16,591.71
Additions during the year	3,958.27	(63.98)	3,894.29
Effect of exchange rate fluctuation	(76.29)	(8.74)	(85.03)
Reductions during the year	(9,120.94)	(142.36)	(9,263.30)
Interest Capitalisation – Restructured NPA Accounts	109.30	28.63	137.93
Closing balance at the end of the year#	10,874.76	400.84	11,275.60

net of balance outstanding in interest capitalisation-restructured NPA accounts amounting to ₹163.05 crores

(₹ in crores)

	31 March, 2018		
	Advances	Investments	Total
Opening balance at the beginning of the year	8,487.20	139.35	8,626.55
Additions during the year	15,539.27	742.22	16,281.49
Effect of exchange rate fluctuation	(5.70)	(1.91)	(7.61)
Reductions during the year	(8,202.20)	(253.75)	(8,455.95)
Interest Capitalisation – Restructured NPA Accounts	185.85	(38.62)	147.23
Closing balance at the end of the year#	16,004.42	587.29	16,591.71

net of balance outstanding in interest capitalisation-restructured NPA accounts amounting to ₹300.98 crores

iv) Movement in provisions for non-performing assets is set out below:

(₹ in crores)

	31 March, 2019		
	Advances	Investments	Total
Opening balance at the beginning of the year	14,744.08	2,611.87	17,355.95
Intra-Category Transfer	(2.60)	2.60	-
Provisions made during the year	9,552.47	424.32	9,976.79
Effect of exchange rate fluctuation	76.29	8.74	85.03
Transfer from restructuring provision	-	-	-
Write-offs/(write back) of excess provision*	(8,117.07)	(949.91)	(9,066.98)
Closing balance at the end of the year	16,253.17	2,097.62	18,350.79

* includes provision utilised for sale of NPAs amounting to ₹469.58 crores

(₹ in crores)

	31 March, 2018		
	Advances	Investments	Total
Opening balance at the beginning of the year	11,244.79	960.93	12,205.72
Intra-Category Transfer	(434.71)	434.71	-
Provisions made during the year	15,543.21	1,561.46	17,104.67
Effect of exchange rate fluctuation	5.70	1.91	7.61
Transfer from restructuring provision	32.84	-	32.84
Write-offs/(write back) of excess provision*	(11,647.75)	(347.14)	(11,994.89)
Closing balance at the end of the year	14,744.08	2,611.87	17,355.95

* includes provision utilised for sale of NPAs amounting to ₹552.14 crores

v) Movement in technical/prudential written off accounts is set out below:

(₹ in crores)

	31 March, 2019	31 March, 2018
Opening balance at the beginning of the year	13,221.26	3,221.08
Add: Technical/Prudential write-offs during the year*	7,691.09	10,150.15
Sub-total (A)	20,912.35	13,371.23
Less: Recovery made from previously technical/prudential written-off accounts during the year	1,724.46	91.33
Less: Sacrifice made from previously technical/prudential written-off accounts during the year	416.04	58.64
Sub-total (B)	2,140.50	149.97
Closing balance at the end of the year (A-B)	18,771.85	13,221.26

* includes effect of exchange fluctuation for foreign currency loans written off in earlier years

vi) Total exposure (funded and non-funded) to top four non-performing assets is given below:

(₹ in crores)

	31 March, 2019	31 March, 2018
Total exposure (funded and non-funded) to top four NPA accounts	4,513.63	5,340.06

vii) Sector-wise advances:

(₹ in crores)

Sr. No.	Sector	31 March, 2019			31 March, 2018		
		Outstanding Total Advances	Gross NPAs	% of Gross NPAs to Total Advances in that sector	Outstanding Total Advances	Gross NPAs	% of Gross NPAs to Total Advances in that sector
A	Priority Sector						
1	Agriculture and allied activities	27,829.60	1,533.92	5.51%	27,636.39	1,086.38	3.93%
2	Advances to industries sector eligible as priority sector lending	26,871.04	901.97	3.36%	23,520.58	870.49	3.70%
	- Chemical & Chemical products	2,539.72	54.26	2.14%	1,942.47	45.17	2.33%
	-Basic Metal & Metal Products	2,585.52	28.08	1.09%	2,076.66	56.08	2.70%
	-Infrastructure	618.69	33.49	5.41%	593.03	29.60	4.99%
3	Services	21,122.23	707.41	3.35%	17,192.15	583.39	3.39%
	-Banking and Finance other than NBFCs and MFs	2,082.82	14.64	0.70%	2,042.63	82.38	4.03%
	-Non-banking financial companies (NBFCs)	1,091.99	-	-	1,360.01	-	-
	-Commercial Real Estate	377.24	18.82	4.99%	242.44	45.89	18.93%
	-Trade	12,464.07	564.13	4.53%	10,342.95	392.76	3.80%
4	Personal loans	44,740.94	376.42	0.84%	31,643.30	530.51	1.68%
	-Housing	36,873.80	271.41	0.74%	27,742.70	305.74	1.10%
	-Vehicle Loans	4,496.31	60.98	1.36%	3,226.47	178.07	5.52%
	Sub-total (A)	120,563.81	3,519.72	2.92%	99,992.42	3,070.77	3.07%

Sr. No.	Sector	31 March, 2019			31 March, 2018		
		Outstanding Total Advances	Gross NPAs	% of Gross NPAs to Total Advances in that sector	Outstanding Total Advances	Gross NPAs	% of Gross NPAs to Total Advances in that sector
B	Non Priority Sector						
1	Agriculture and allied activities	-	-	-	-	-	-
2	Industry	145,127.78	18,512.21	12.76%	132,677.66	22,865.46	17.23%
	-Chemical & Chemical products	18,345.25	1,304.13	7.11%	13,869.33	778.97	5.62%
	-Basic Metal & Metal Products	20,510.98	1,095.61	5.34%	19,340.99	3,600.93	18.62%
	-Infrastructure	44,367.96	10,863.83	24.49%	37,886.52	11,211.30	29.59%
3	Services	91,160.11	3,912.57	4.29%	90,635.99	3,563.69	3.93%
	-Banking and Finance other than NBFCs and MFs	27,735.77	190.55	0.69%	31,024.41	-	-
	-Non-banking financial companies (NBFCs)	14,374.90	5.49	0.04%	10,875.27	5.49	0.05%
	-Commercial Real Estate	15,925.72	1,689.73	10.61%	16,094.85	1,469.12	9.13%
	-Trade	10,852.94	378.75	3.49%	12,239.86	514.92	4.07%
4	Personal loans	154,244.74	1,201.95	0.78%	131,244.78	1,376.40	1.05%
	-Housing	78,327.84	753.18	0.96%	72,748.14	912.70	1.25%
	-Vehicle Loans	19,371.98	164.77	0.85%	15,010.29	171.63	1.14%
	Sub-total (B)	390,532.63	23,626.73	6.05%	354,558.43	27,805.55	7.84%
	Total (A+B)	511,096.44	27,146.45	5.31%	454,550.85	30,876.32	6.79%

Classification of advances into sector is based on Sector wise Industry Bank Credit return submitted to RBI

Figures in italics represent sub-sectors where the outstanding advance exceeds 10% of total outstanding advance to that sector.

viii) Divergence in Asset Classification and Provisioning for NPAs

In terms of the RBI circular no. DBR.BP.BC.No.32/21.04.018/2018-19 dated 1 April, 2019, banks are required to disclose the divergences in asset classification and provisioning consequent to RBI's annual supervisory process in their notes to accounts to the financial statements, wherever either or both of the following conditions are satisfied: (a) the additional provisioning for NPAs assessed by RBI exceeds 10 per cent of the reported profit before provisions and contingencies for the reference period and (b) the additional Gross NPAs identified by RBI exceed 15 per cent of the published incremental Gross NPAs for the reference period.

Based on the above, no disclosure on divergence in asset classification and provisioning for NPAs is required with respect to RBI's annual supervisory process for the year ended 31 March, 2018.

1.1.6 Disclosure on exposure to Infrastructure Leasing & Financial Services Limited (ILFS) and its group entities

(₹ in crores)

Sr. No.	Particulars	31 March, 2019
1.	Amount of fund based outstanding*	266.78
2.	Of (1) total fund based outstanding which are NPAs as per IRAC norms and not classified as NPA	14.31
3.	Provisions required to be made as per IRAC norms.	58.70
4.	Provisions actually held	55.12

*Non fund based outstanding is ₹451.51 crores

1.1.7 During the years ended 31 March, 2019 and 31 March, 2018 none of the loans and advances held at overseas branches of the Bank have been classified as NPA by any host banking regulator for reasons other than record of recovery.

1.1.8 Movement in floating provision is set out below:

(₹ in crores)		
For the year ended	31 March, 2019	31 March, 2018
Opening balance at the beginning of the year	3.25	3.25
Provisions made during the year	-	-
Draw down made during the year	-	-
Closing balance at the end of the year	3.25	3.25

1.1.9 Provision on Standard Assets

(₹ in crores)		
	31 March, 2019	31 March, 2018
Provision towards Standard Assets [includes ₹38.14 crores (previous year ₹26.57 crores) of standard provision on derivative exposures] [[Refer schedule 17 (4.2)]]	3,040.44	2,207.52

1.1.10 Details of Investments are set out below:

i) Value of Investments:

(₹ in crores)		
	31 March, 2019	31 March, 2018
1) Gross value of Investments		
a) In India	172,597.47	153,247.04
b) Outside India	5,029.73	3,495.44
2) (i) Provision for Depreciation		
a) In India	(560.31)	(254.54)
b) Outside India	-	-
(ii) Provision for Non-Performing Investments		
a) In India	(1,903.39)	(2,410.68)
b) Outside India	(194.22)	(201.18)
3) Net value of Investments		
a) In India	170,133.77	150,581.82
b) Outside India	4,835.51	3,294.26

ii) Movement of provisions held towards depreciation on investments:

(₹ in crores)		
	31 March, 2019	31 March, 2018
Opening balance	254.54	409.86
Add: Provisions made during the year*	326.46	101.60
Less: Write offs/write back of excess provisions during the year	(20.69)	(256.92)
Closing balance	560.31	254.54

* including transfer from interest capitalization account

iii) Details of category wise investments are set out below:

(₹ in crores)

Particulars	31 March, 2019				31 March, 2018			
	HTM	AFS	HFT	Total	HTM	AFS	HFT	Total
Government Securities	104,003.78	15,286.85	948.75	120,239.38	88,712.15	13,836.13	1,504.70	104,052.98
Other approved Securities	-	-	-	-	-	-	-	-
Shares	-	1,010.84	-	1,010.84	-	1,612.90	-	1,612.90
Debentures and Bonds	-	31,807.51	8,361.32	40,168.83	-	24,531.73	6,330.94	30,862.67
Subsidiary/Joint Ventures	2,286.12	-	-	2,286.12	2,092.71	-	-	2,092.71
Others	3.86	5,689.50	5,570.75	11,264.11	6.65	5,932.38	9,315.79	15,254.82
Total	106,293.76	53,794.70	14,880.81	174,969.28	90,811.51	45,913.14	17,151.43	153,876.08

1.1.11 A summary of lending to sensitive sectors is set out below:

(₹ in crores)

As at	31 March, 2019	31 March, 2018
A. Exposure to Real Estate Sector		
1) Direct Exposure		
(i) Residential mortgages	123,297.28	102,152.04
- of which housing loans eligible for inclusion in priority sector advances	33,799.67	26,414.52
(ii) Commercial real estate	23,982.81	29,328.94
(iii) Investments in Mortgage Backed Securities (MBS) and other securitised exposures -		
a. Residential	-	-
b. Commercial real estate	75.00	75.00
2) Indirect Exposure		
Fund based and non-fund based exposures on National Housing Bank (NHB) and Housing Finance Companies (HFCs)	26,232.39	20,522.69
Total Exposure to Real Estate Sector	173,587.48	152,078.67
B. Exposure to Capital Market		
1. Direct investments in equity shares, convertible bonds, convertible debentures and units of equity-oriented mutual funds the corpus of which is not exclusively invested in corporate debt*	1,726.94	2,510.46
2. Advances against shares/bonds/debentures or other securities or on clean basis to individuals for investment in shares (including IPOs/ESOPs), convertible bonds, convertible debentures, and units of equity-oriented mutual funds	4.68	4.70
3. Advances for any other purposes where shares or convertible bonds or convertible debentures or units of equity-oriented mutual funds are taken as primary security	1,414.36	1,649.84
4. Advances for any other purposes to the extent secured by the collateral security of shares or convertible bonds or convertible debentures or units of equity-oriented mutual funds i.e. where primary security other than shares/convertible bonds/convertible debentures/units of equity-oriented mutual funds does not fully cover the advances	2,566.92	3,074.53

As at	31 March, 2019	31 March, 2018
5. Secured and unsecured advances to stockbrokers and guarantees issued on behalf of stockbrokers and market makers	5,115.79	5,001.87
6. Loans sanctioned to corporates against the security of shares/bonds/debentures or other securities or on clean basis for meeting promoter's contribution to the equity of new companies in anticipation of raising resources	10.83	6.13
7. Bridge loans to companies against expected equity flows/issues	1.44	6.09
8. Underwriting commitments taken up in respect of primary issue of shares or convertible bonds or convertible debentures or units of equity-oriented mutual funds	-	-
9. Financing to stock brokers for margin trading	-	-
10. All exposures to Venture Capital Funds (both registered and unregistered)	112.45	118.16
Total exposure to Capital Market (Total of 1 to 10)	10,953.41	12,371.78

* excludes investment in equity shares on account of conversion of debt into equity as part of restructuring amounting to ₹1,694.02 crores as on 31 March, 2019 (previous year ₹1,838.02 crores) which are exempted from exposure to Capital Market

1.1.12 As on 31 March, 2019, outstanding receivables acquired by the Bank under factoring stood at ₹419.39 crores (previous year ₹218.73 crores) which are reported under 'Bills Purchased and Discounted' in Schedule 9 of the Balance Sheet.

1.1.13 During the years ended 31 March, 2019 and 31 March, 2018 there are no unsecured advances for which intangible securities such as charge over the rights, licenses, authority etc. have been taken as collateral by the Bank.

1.1.14 Details of Non-SLR investment portfolio are set out below:

i) Issuer composition as at 31 March, 2019 of non-SLR investments*:

(₹ in crores)						
No.	Issuer	Total Amount	Extent of private placement	Extent of "below investment grade" securities	Extent of "unrated" securities	Extent of "unlisted" securities
(1)	(2)	(3)	(4)	(5)	(6)	(7)
i.	Public Sector Units	9,489.66	5,411.68	657.56	0.98	2,038.79
ii.	Financial Institutions	5,400.64	3,883.90	50.30	-	26.87
iii.	Banks	1,716.72	1,151.67	-	-	14.00
iv.	Private Corporates	35,451.71	24,958.00	1,059.05	753.04	11,573.72
v.	Subsidiaries	2,286.12	2,286.12	-	-	2,286.12
vi.	Others	6,459.44	3,468.09	-	-	3,579.64
vii.	Provision held towards depreciation on investments	(560.31)	N.A.	N.A.	N.A.	N.A.
viii.	Provision held towards non performing investments	(2,097.61)	N.A.	N.A.	N.A.	N.A.
	Total	58,146.37	41,159.46	1,766.91	754.02	19,519.14

Amounts reported under columns (4), (5), (6) and (7) above are not mutually exclusive.

Issuer composition as at 31 March, 2018 of non-SLR investments*:

(₹ in crores)

No.	Issuer	Total Amount	Extent of private placement	Extent of "below investment grade" securities	Extent of "unrated" securities	Extent of "unlisted" securities
(1)	(2)	(3)	(4)	(5)	(6)	(7)
i.	Public Sector Units	8,287.85	7,290.45	661.26	-	505.19
ii.	Financial Institutions	3,293.83	1,487.28	0.30	-	347.71
iii.	Banks	3,951.95	1,537.42	149.40	-	2,875.18
iv.	Private Corporates	31,999.97	23,027.05	1,147.71	866.50	12,622.29
v.	Subsidiaries	2,092.71	2,092.71	-	-	2,092.71
vi.	Others	5,761.36	3,662.10	-	-	3,757.63
vii.	Provision held towards depreciation on investments	(254.30)	N.A.	N.A.	N.A.	N.A.
viii.	Provision held towards non performing investments	(2,611.86)	N.A.	N.A.	N.A.	N.A.
Total		52,521.51	39,097.01	1,958.67	866.50	22,200.71

Amounts reported under columns (4), (5), (6) and (7) above are not mutually exclusive.

*excludes investments in non-SLR government securities amounting to ₹42.54 crores (previous year ₹42.54 crores)

ii) Movement in non-performing non SLR investments are set out below:

(₹ in crores)

	31 March, 2019	31 March, 2018
Opening balance	3,372.32	1,234.82
Additions during the year	362.94	2,738.39
Reductions during the year	(1,092.27)	(600.89)
Closing balance	2,642.99	3,372.32
Total provisions held	2,097.62	2,611.86

1.1.15 Details of securities sold/purchased (in face value terms) under repos/reverse repos including LAF and MSF transactions:

Year ended 31 March, 2019

(₹ in crores)

	Minimum outstanding during the year	Maximum outstanding during the year	Daily Average outstanding during the year	As at 31 March, 2019
Securities sold under repos				
i. Government Securities	-	14,687.58	1,219.73	14,687.58
ii. Corporate debt Securities	-	-	-	-
Securities purchased under reverse repos				
i. Government Securities	-	23,514.53	5,109.53	23,514.53
ii. Corporate debt Securities	-	100.00	0.31	-

There have been no defaults in making the same set of securities available at the time of 2nd leg settlement of the Term Reverse Repo during the year ended 31 March, 2019.

Year ended 31 March, 2018

(₹ in crores)

	Minimum outstanding during the year	Maximum outstanding during the year	Daily Average outstanding during the year	As at 31 March, 2018
Securities sold under repos				
i. Government Securities	-	12,683.10	3,578.54	6,488.43
ii. Corporate debt Securities	-	2,675.00	1,023.42	-
Securities purchased under reverse repos				
i. Government Securities	-	19,140.39	1,654.70	8,802.12
ii. Corporate debt Securities	-	50.00	0.27	-

There have been no defaults in making the same set of securities available at the time of 2nd leg settlement of the Term Reverse Repo during the year ended 31 March, 2018.

1.1.16 Details of financial assets sold to Securitisation/Reconstruction companies for Asset Reconstruction:

(₹ in crores)

	31 March, 2019	31 March, 2018
Number of accounts*	5	43 [^]
Aggregate value (net of provisions) of accounts sold	159.29	41.91
Aggregate consideration	236.61	67.48
Additional consideration realised in respect of accounts transferred in earlier years	-	-
Aggregate net gain/(loss) over net book value	77.32	25.57

*Excludes 3 accounts already written-off (previous year 5 accounts)

[^]Includes 1 account where debt has been acquired by Reconstruction company as a part of resolution plan under Insolvency and Bankruptcy Code

Excess provision reversed to the profit and loss account of sale of NPAs amounts to ₹85.83 crores (previous year ₹42.86 crores)

(₹ in crores)

Particulars	Backed by NPAs sold by the Bank as underlying		Backed by NPAs sold by other banks/financial institutions/non-banking financial companies as underlying		Total	
	As on 31 March, 2019	As on 31 March, 2018	As on 31 March, 2019	As on 31 March, 2018	As on 31 March, 2019	As on 31 March, 2018
Book value of investments in Security Receipts ('SRs')	2,908.00	2,918.39	2.26	5.58	2,910.26	2,923.97

(₹ in crores)

Particulars	As on 31 March, 2019			Total
	SRs issued within past 5 years	SRs issued more than 5 years ago but within past 8 years	SRs issued more than 8 years ago	
(i) Book value of SRs backed by NPAs sold by the bank as underlying	2,664.02	243.98	-	2,908.00
Provisions held against (i)	-	(220.83)	-	(220.83)
(ii) Book value of SRs backed by NPAs sold by other banks / financial institutions / non-banking financial companies as underlying	0.22	1.38	0.66	2.26
Provisions held against (ii)	-	-	(0.66)	(0.66)
Total (i) + (ii), net of provisions	2,664.24	24.53	-	2,688.77

(₹ in crores)

Particulars	As at March 31, 2018			Total
	SRs issued within past 5 years	SRs issued more than 5 years ago but within past 8 years	SRs issued more than 8 years ago	
(i) Book value of SRs backed by NPAs sold by the bank as underlying	2,918.06	0.33	-	2,918.39
Provisions held against (i)	-	-	-	-
(ii) Book value of SRs backed by NPAs sold by other banks / financial institutions / non-banking financial companies as underlying	4.33	1.25	-	5.58
Provisions held against (ii)	-	-	-	-
Total (i) + (ii), net of provisions	2,922.39	1.58	-	2,923.97

1.1.17 Details of the Non-Performing Financial Assets sold to other banks (excluding securitisation/reconstruction companies):

(₹ in crores)

	31 March, 2019	31 March, 2018
Number of accounts sold	4	2
Aggregate outstanding*	755.39	734.07
Aggregate consideration received	481.52	615.30

*Represents principal outstanding as on date of sale

During the years ended 31 March, 2019 and 31 March, 2018 there were no Non-Performing Financial Assets purchased by the Bank from other banks (excluding securitisation/reconstruction companies).

1.1.18 Details of securitisation transactions undertaken by the Bank are as follows:

(₹ in crores)

Sr. No.	Particulars	31 March, 2019	31 March, 2018
1	No. of SPVs sponsored by the bank for securitisation transactions	-	-
2	Total amount of securitised assets as per books of the SPVs sponsored by the Bank	-	-
3	Total amount of exposures retained by the bank to comply with MRR as on the date of balance sheet		
	a) Off-balance sheet exposures		
	First loss	-	-
	Others	-	-
	b) On-balance sheet exposures		
	First loss	-	-
	Others	-	-
4	Amount of exposures to securitisation transactions other than MRR		
	a) Off-balance sheet exposures		
	i) Exposure to own securitisations		
	First loss	-	-
	Loss	-	-
	ii) Exposure to third party securitisations		
	First loss	-	-

Sr. No.	Particulars	31 March, 2019	31 March, 2018
	Others	-	-
b)	On-balance sheet exposures		
i)	Exposure to own securitisations		
	First loss	-	-
	Loss	-	-
ii)	Exposure to third party securitisations		
	First loss	-	-
	Others	-	-

1.1.19 The information on concentration of deposits is given below:

	(₹ in crores)	
	31 March, 2019	31 March, 2018
Total deposits of twenty largest depositors	64,899.05	51,886.56
Percentage of deposits of twenty largest depositors to total deposits	11.83	11.44

1.1.20 The information on concentration of advances* is given below:

	(₹ in crores)	
	31 March, 2019	31 March, 2018
Total advances to twenty largest borrowers	62,677.26	66,597.41
Percentage of advances to twenty largest borrowers to total advances of the Bank	8.56	10.27

* Advances represent credit exposure (funded and non-funded) including derivative exposure as defined by RBI

1.1.21 The information on concentration of exposure* is given below:

	(₹ in crores)	
	31 March, 2019	31 March, 2018
Total exposure to twenty largest borrowers/customers	101,132.87	95,610.35
Percentage of exposures to twenty largest borrowers/customers to total exposure on borrowers/customers	12.35	13.21

* Exposure includes credit exposure (funded and non-funded), derivative exposure, investment exposure (including underwriting and similar commitments) and deposits placed for meeting shortfall in Priority Sector Lending

1.1.22 During the year ended 31 March, 2019, the Bank's credit exposure to single borrower and group borrowers was within the prudential exposure limits prescribed by RBI.

During the year ended 31 March, 2018, the Bank's credit exposure to single borrower was within the prudential exposure limits except in one case, where the single borrower limit was exceeded upto an additional exposure of 5% with the approval of the Committee of Directors. The details of such case are set out below :

Name of the Borrower	Reliance Industries Limited
Period	August, 2017
Original exposure ceiling	11,865.78 crores
Limit Sanctioned	15,821.03 crores
% of excess limit sanctioned over original ceiling	33.33%
Exposure ceiling as on 31 March, 2018	13,165.49 crores
Exposure as on 31 March, 2018	11,245.72 crores

During the year ended 31 March, 2018, the Bank's credit exposure to group borrowers was within the prudential exposure limits prescribed by RBI.

1.1.23 Details of Risk Category wise Country Exposure:

(₹ in crores)

Risk Category	Exposure (Net) as at 31 March, 2019	Provision Held as at 31 March, 2019	Exposure (Net) as at 31 March, 2018	Provision Held as at 31 March, 2018
Insignificant	-	-	-	-
Low	22,233.01	-	25,390.99	-
Moderate	2,948.18	-	3,049.83	-
High	1,038.47	-	4,095.09	-
Very High	2,827.57	-	573.60	-
Restricted	-	-	0.28	-
Off-Credit	-	-	-	-
Total	29,047.23	-	33,109.79	-

1.1.24 A maturity pattern of certain items of assets and liabilities at 31 March, 2019 and 31 March, 2018 is set out below:

As at 31 March, 2019

(₹ in crores)

	Deposits	Advances*	Investments	Borrowings	Foreign Currency Assets	Foreign Currency Liabilities
1 day	8,854.09	3,179.52	31,440.58	-	9,025.92	245.77
2 days to 7 days	22,294.97	5,234.97	4,660.62	15,062.95	4,964.20	1,418.32
8 days to 14 days	15,394.97	5,107.99	8,025.69	1,024.36	3,041.63	1,294.73
15 days to 30 days	19,159.42	13,573.13	6,803.41	5,275.12	7,739.23	4,116.12
31 days and upto 2 months	36,696.06	9,656.92	7,569.10	10,457.24	2,218.20	10,542.55
Over 2 months and upto 3 months	35,984.16	14,524.37	7,972.16	11,602.82	3,146.91	11,797.01
Over 3 months and upto 6 months	55,550.20	22,578.92	10,247.36	16,315.61	5,867.26	14,577.87
Over 6 months and upto 1 year	107,987.13	29,784.41	20,195.62	22,525.88	4,102.00	28,803.38
Over 1 year and upto 3 years	37,116.54	94,599.36	23,031.65	29,480.21	8,148.93	14,285.41
Over 3 years and upto 5 years	10,036.96	59,808.46	9,773.49	17,369.91	8,329.96	6,562.59
Over 5 years	199,396.84	236,749.92	45,249.60	23,661.68	41,488.00	4,528.35
Total	548,471.34	494,797.97	174,969.28	152,775.78	98,072.24	98,172.10

As at 31 March, 2018

(₹ in crores)

	Deposits	Advances*	Investments	Borrowings	Foreign Currency Assets	Foreign Currency Liabilities
1 day	9,306.55	2,662.93	33,116.11	-	4,769.53	216.54
2 days to 7 days	23,249.34	7,040.81	2,267.04	8,303.91	5,671.46	2,729.29
8 days to 14 days	8,090.08	3,311.69	5,607.65	1,245.13	1,560.51	1,517.86
15 days to 30 days	12,937.59	12,192.97	4,062.76	2,771.28	7,776.30	2,854.22
31 days and upto 2 months	24,011.63	10,134.53	5,920.81	6,468.16	4,294.17	7,230.06
Over 2 months and upto 3 months	25,695.76	10,919.63	7,538.01	6,795.99	3,285.83	7,922.85
Over 3 months and upto 6 months	35,196.78	18,835.00	7,991.87	19,846.64	6,542.82	17,414.16
Over 6 months and upto 1 year	66,959.06	26,028.57	17,063.60	22,631.53	8,759.21	19,517.46
Over 1 year and upto 3 years	35,569.79	74,775.86	16,784.51	30,112.68	14,199.73	21,008.16
Over 3 years and upto 5 years	16,436.37	58,233.50	9,653.42	23,198.99	11,154.08	9,664.45
Over 5 years	196,169.77	215,514.82	43,870.30	26,641.84	26,061.69	2,755.53
Total	453,622.72	439,650.31	153,876.08	148,016.15	94,075.33	92,830.58

Classification of assets and liabilities under the different maturity buckets is based on the same estimates and assumptions as used by the Bank for compiling the return submitted to the RBI, which has been relied upon by the auditors. Maturity profile of foreign currency assets and liabilities excludes off balance sheet items.

* For the purpose of disclosing the maturity pattern, loans and advances that have been subject to risk participation vide Inter-Bank Participation Certificates ('IBPCs') and Funded Risk Participation ('FRPs') have been classified in the maturity bucket corresponding to the contractual maturities of such underlying loans and advances gross of any risk participation. The IBPC and FRP amounts have been classified in the respective maturities of the corresponding underlying loans.

1.1.25 Disclosure on Restructured Assets

Details of loans subjected to restructuring during the year ended 31 March, 2019 are given below:

Type of Restructuring		Under CDR Mechanism					Under SME Debt Restructuring Mechanism				
		Standard	Sub-Standard	Doubtful	Loss	Total	Standard	Sub-Standard	Doubtful	Loss	Total
Restructured accounts as on April 1 of the FY (Opening Balance)	No. of borrowers	7	-	18	6	31	-	-	-	-	-
	Amount Outstanding – Restructured facility	427.80	-	1370.79	124.65	1,923.24	-	-	-	-	-
	Amount Outstanding – Other facility	279.33	-	350.31	34.10	663.74	-	-	-	-	-
	Provision thereon	11.28	-	28.37	-	39.65	-	-	-	-	-
Movement in balance for accounts appearing under opening balance	No. of borrowers	-	-	-	-	-	-	-	-	-	-
	Amount Outstanding – Restructured facility	8.72	-	11.69	-	20.41	-	-	-	-	-
	Amount Outstanding – Other facility	-	-	10.50	23.97	34.47	-	-	-	-	-
	Provision thereon	0.64	-	(28.19)	-	(27.55)	-	-	-	-	-
Fresh Restructuring during the year ^{1,2}	No. of borrowers	-	-	-	-	-	-	-	-	-	-
	Amount Outstanding – Restructured facility	-	-	-	-	-	-	-	-	-	-
	Amount Outstanding – Other facility	-	-	-	-	-	-	-	-	-	-
	Provision thereon	-	-	-	-	-	-	-	-	-	-
Upgradation to restructured standard category during the FY	No. of borrowers	1	-	(1)	-	-	-	-	-	-	-
	Amount Outstanding – Restructured facility	15.97	-	(15.97)	-	-	-	-	-	-	-
	Amount Outstanding – Other facility	-	-	-	-	-	-	-	-	-	-
	Provision thereon	0.18	-	(0.18)	-	-	-	-	-	-	-

(₹ in crores)

Type of Restructuring		Under CDR Mechanism					Under SME Debt Restructuring Mechanism				
Asset Classification		Standard	Sub-Standard	Doubtful	Loss	Total	Standard	Sub-Standard	Doubtful	Loss	Total
Restructured Standard Advances which cease to attract higher provisioning and/or additional risk weight at the end of FY	No. of borrowers	(4)				(4)					-
	Amount Outstanding – Restructured facility	(178.19)				(178.19)					-
	Amount Outstanding – Other facility	(278.78)				(278.78)					-
	Provision thereon	(6.05)				(6.05)					-
Downgradation of restructured accounts during the FY ³	No. of borrowers	-	-	(1)	1	-	-	-	-	-	-
	Amount Outstanding – Restructured facility	-	-	(22.74)	22.74	-	-	-	-	-	-
	Amount Outstanding – Other facility	-	-	(5.51)	5.51	-	-	-	-	-	-
	Provision thereon	-	-	-	-	-	-	-	-	-	-
Write-offs of restructured accounts during the FY ^{4,5,6}	No. of borrowers	-	-	(12)	(3)	(15)	-	-	-	-	-
	Amount Outstanding – Restructured facility	(6.67)	-	(875.84)	(49.54)	(932.05)	-	-	-	-	-
	Amount Outstanding – Other facility	-	-	(265.88)	(27.82)	(293.70)	-	-	-	-	-
	Provision thereon	-	-	-	-	-	-	-	-	-	-
Restructured accounts as on March 31 of the FY (closing figures)	No. of borrowers	4	-	4	4	12	-	-	-	-	-
	Amount Outstanding – Restructured facility	267.63	-	467.93	97.86	833.42	-	-	-	-	-
	Amount Outstanding – Other facility	0.55	-	89.42	35.76	125.73	-	-	-	-	-
	Provision thereon	6.06	-	-	-	6.06	-	-	-	-	-

(₹ in crores)

Type of Restructuring		Others					Total				
Asset Classification		Standard	Sub-Standard	Doubtful	Loss	Total	Standard	Sub-Standard	Doubtful	Loss	Total
Restructured accounts as on April 1 of the FY (Opening Balance)	No. of borrowers	516	18	191	87	812	523	18	209	93	843
	Amount Outstanding – Restructured facility	757.33	4.55	3,902.96	151.90	4,816.74	1,185.13	4.55	5,273.75	276.55	6,739.98
	Amount Outstanding – Other facility	268.82	0.33	1,390.05	3.75	1,662.95	548.15	0.33	1,740.36	37.85	2,326.69
	Provision thereon	7.35	-	36.97	-	44.32	18.63	-	65.34	-	83.97

(₹ in crores)

Type of Restructuring		Others					Total				
		Standard	Sub-Standard	Doubtful	Loss	Total	Standard	Sub-Standard	Doubtful	Loss	Total
Movement in balance for accounts appearing under opening balance	No. of borrowers	-	-	-	-	-	-	-	-	-	-
	Amount Outstanding – Restructured facility	0.85	-	67.59	(1.23)	67.21	9.57	-	79.28	(1.23)	87.62
	Amount Outstanding – Other facility	(0.17)	-	5.74	-	5.57	(0.17)	-	16.24	23.97	40.04
	Provision thereon	(2.31)	-	(26.69)	-	(29.00)	(1.67)	-	(54.88)	-	(56.55)
Fresh Restructuring during the year ^{1,2}	No. of borrowers	457	1	5	-	463	457	1	5	-	463
	Amount Outstanding – Restructured facility	289.27	0.01	0.20	-	289.48	289.27	0.01	0.20	-	289.48
	Amount Outstanding – Other facility	18.84	0.01	0.01	-	18.86	18.84	0.01	0.01	-	18.86
	Provision thereon	-	-	-	-	-	-	-	-	-	-
Upgradation to restructured standard category during the FY	No. of borrowers	32	(22)	(10)	-	-	33	(22)	(11)	-	-
	Amount Outstanding – Restructured facility	338.52	(5.16)	(333.36)	-	-	354.49	(5.16)	(349.33)	-	-
	Amount Outstanding – Other facility	0.25	(0.09)	(0.16)	-	-	0.25	(0.09)	(0.16)	-	-
	Provision thereon	8.19	-	(8.19)	-	-	8.37	-	(8.37)	-	-
Restructured Standard Advances which cease to attract higher provisioning and/or additional risk weight at the end of FY	No. of borrowers	(90)				(90)	(94)				(94)
	Amount Outstanding – Restructured facility	(537.26)				(537.26)	(715.45)				(715.45)
	Amount Outstanding – Other facility	(235.70)				(235.70)	(514.48)				(514.48)
	Provision thereon	(2.70)				(2.70)	(8.75)				(8.75)
Downgradation of restructured accounts during the FY ³	No. of borrowers	(163)	107	50	6	-	(163)	107	49	7	-
	Amount Outstanding – Restructured facility	(154.37)	17.59	(23.92)	160.70	-	(154.37)	17.59	(46.66)	183.44	-
	Amount Outstanding – Other facility	(32.46)	(0.04)	(52.52)	85.02	-	(32.46)	(0.04)	(58.03)	90.53	-
	Provision thereon	-	-	-	-	-	-	-	-	-	-

(₹ in crores)

Type of Restructuring		Others					Total				
Asset Classification		Standard	Sub-Standard	Doubtful	Loss	Total	Standard	Sub-Standard	Doubtful	Loss	Total
Write-offs of restructured accounts during the FY ^{4,5,6}	No. of borrowers	(7)	(1)	(203)	(88)	(299)	(7)	(1)	(215)	(91)	(314)
	Amount	(4.24)	(0.20)	(328.83)	(151.67)	(484.94)	(10.91)	(0.20)	(1,204.67)	(201.21)	(1,416.99)
	Outstanding – Restructured facility										
	Amount	(0.11)	(0.07)	(32.52)	(3.75)	(36.45)	(0.11)	(0.07)	(298.40)	(31.57)	(330.15)
	Outstanding – Other facility										
Restructured accounts as on March 31 of the FY (closing figures)	No. of borrowers	745	103	33	5	886	749	103	37	9	898
	Amount	690.09	16.79	3,284.63	159.69	4,151.20	957.72	16.79	3,752.56	257.55	4,984.62
	Outstanding – Restructured facility										
	Amount	19.47	0.14	1,310.61	85.02	1,415.24	20.02	0.14	1,400.02	120.78	1,540.96
	Outstanding – Other facility										
	Provision thereon	10.54	-	2.08	-	12.62	16.60	-	2.08	-	18.67

Amount outstanding under restructuring facilities and other facilities is as on 31 March, 2019:

1. Amount reported here represents outstanding as on 31 March, 2019. Actual amount subjected to restructuring determined as on the date of approval of restructuring proposal is ₹285.58 crores for the FY 2018-19
2. Includes ₹12.56 crores of fresh/additional sanction to existing restructured accounts (entirely under restructured facility)
3. Includes accounts which were not attracting higher provisioning and/or additional risk weight at the beginning of FY
4. Includes accounts partially written-off during the year
5. Amount outstanding under restructuring facilities and other facilities is as on the date of write-off in the books
6. Includes ₹212.80 crores of reduction from existing restructured accounts by way of sale/recovery (₹151.00 crores from restructured facility and ₹61.80 crores from other facility)
7. The cumulative value of net restructured advances after reducing the provision held for diminution in fair value and balance in interest capitalization account upto 31 March, 2019 aggregated ₹886.54 crores
8. Information appearing under substandard, doubtful and loss category also include accounts slipped into NPAs from restructured standard advances along with restructured NPAs

Details of loans subjected to restructuring during the year ended 31 March, 2018 are given below:

(₹ in crores)

Type of Restructuring		Under CDR Mechanism					Under SME Debt Restructuring Mechanism				
Asset Classification		Standard	Sub-Standard	Doubtful	Loss	Total	Standard	Sub-Standard	Doubtful	Loss	Total
Restructured accounts as on April 1 of the FY (Opening Balance)	No. of borrowers	15	-	16	9	40	-	-	-	-	-
	Amount	1,099.10	-	1,546.18	418.83	3,064.11	-	-	-	-	-
	Outstanding – Restructured facility										
	Amount	441.95	-	358.33	328.55	1,128.83	-	-	-	-	-
	Outstanding – Other facility										
	Provision thereon	36.67	-	48.89	-	85.56	-	-	-	-	-

(₹ in crores)

Type of Restructuring		Under CDR Mechanism					Under SME Debt Restructuring Mechanism				
		Standard	Sub-Standard	Doubtful	Loss	Total	Standard	Sub-Standard	Doubtful	Loss	Total
Movement in balance for accounts appearing under opening balance	No. of borrowers	-	-	-	-	-	-	-	-	-	-
	Amount Outstanding – Restructured facility	11.69	-	(108.80)	0.77	(96.34)	-	-	-	-	-
	Amount Outstanding – Other facility	(67.22)	-	13.72	-	(53.50)	-	-	-	-	-
	Provision thereon	(15.79)	-	(30.09)	-	(45.88)	-	-	-	-	-
Fresh Restructuring during the year ^{1,2}	No. of borrowers	-	-	-	-	-	-	-	-	-	-
	Amount Outstanding – Restructured facility	-	-	-	-	-	-	-	-	-	-
	Amount Outstanding – Other facility	49.99	-	-	-	49.99	-	-	-	-	-
	Provision thereon	-	-	-	-	-	-	-	-	-	-
Upgradation to restructured standard category during the FY	No. of borrowers	1	-	(1)	-	-	-	-	-	-	-
	Amount Outstanding – Restructured facility	35.65	-	(35.65)	-	-	-	-	-	-	-
	Amount Outstanding – Other facility	31.13	-	(31.13)	-	-	-	-	-	-	-
	Provision thereon	-	-	-	-	-	-	-	-	-	-
Restructured Standard Advances which cease to attract higher provisioning and/or additional risk weight at the end of FY	No. of borrowers	(2)				(2)					-
	Amount Outstanding – Restructured facility	(22.41)				(22.41)					-
	Amount Outstanding – Other facility	-				-					-
	Provision thereon	(0.03)				(0.03)					-
Downgradation of restructured accounts during the FY ³	No. of borrowers	(7)	-	8	1	2	-	-	-	-	-
	Amount Outstanding – Restructured facility	(621.74)	-	785.22	(137.78)	25.70	-	-	-	-	-
	Amount Outstanding – Other facility	(162.27)	-	165.82	3.42	6.97	-	-	-	-	-
	Provision thereon	(9.57)	-	9.57	-	-	-	-	-	-	-

(₹ in crores)

Type of Restructuring		Under CDR Mechanism					Under SME Debt Restructuring Mechanism				
		Standard	Sub-Standard	Doubtful	Loss	Total	Standard	Sub-Standard	Doubtful	Loss	Total
Write-offs of restructured accounts during the FY ^{4,5,6}	No. of borrowers	-	-	(5)	(4)	(9)	-	-	-	-	-
	Amount Outstanding – Restructured facility	(74.49)	-	(816.16)	(157.17)	(1,047.82)	-	-	-	-	-
	Amount Outstanding – Other facility	(14.25)	-	(156.43)	(297.87)	(468.55)	-	-	-	-	-
Restructured accounts as on March 31 of the FY (closing figures)	No. of borrowers	7	-	18	6	31	-	-	-	-	-
	Amount Outstanding – Restructured facility	427.80	-	1,370.79	124.65	1,923.24	-	-	-	-	-
	Amount Outstanding – Other facility	279.33	-	350.31	34.10	663.74	-	-	-	-	-
	Provision thereon	11.28	-	28.37	-	39.65	-	-	-	-	-

(₹ in crores)

Type of Restructuring		Others					Total				
		Standard	Sub-Standard	Doubtful	Loss	Total	Standard	Sub-Standard	Doubtful	Loss	Total
Restructured accounts as on April 1 of the FY (Opening Balance)	No. of borrowers	350	3	373	91	817	365	3	389	100	857
	Amount Outstanding – Restructured facility	4,522.92	417.74	728.67	693.13	6,362.46	5,622.02	417.74	2,274.85	1,111.96	9,426.57
	Amount Outstanding – Other facility	1,259.47	0.04	155.56	302.82	1,717.89	1,701.42	0.04	513.89	631.37	2,846.72
	Provision thereon	39.14	22.03	10.80	-	71.97	75.81	22.03	59.69	-	157.53
Movement in balance for accounts appearing under opening balance	No. of borrowers	-	-	-	-	-	-	-	-	-	-
	Amount Outstanding – Restructured facility	(230.72)	5.28	(17.76)	(0.57)	(243.77)	(219.03)	5.28	(126.56)	0.20	(340.11)
	Amount Outstanding – Other facility	357.60	-	(4.56)	(7.38)	345.66	290.38	-	9.16	(7.38)	292.16
	Provision thereon	(6.22)	(12.66)	(6.48)	-	(25.36)	(22.01)	(12.66)	(36.57)	-	(71.24)
Fresh Restructuring during the year ^{1,2}	No. of borrowers	401	15	-	-	416	401	15	-	-	416
	Amount Outstanding – Restructured facility	328.36	40.58	-	-	368.94	328.36	40.58	-	-	368.94
	Amount Outstanding – Other facility	19.69	-	-	-	19.69	69.68	-	-	-	69.68
	Provision thereon	-	-	-	-	-	-	-	-	-	-
Upgradation to restructured standard category during the FY	No. of borrowers	1	-	(1)	-	-	2	-	(2)	-	-
	Amount Outstanding – Restructured facility	206.74	-	(206.74)	-	-	242.39	-	(242.39)	-	-
	Amount Outstanding – Other facility	14.44	-	(14.44)	-	-	45.57	-	(45.57)	-	-
	Provision thereon	-	-	-	-	-	-	-	-	-	-

(₹ in crores)

Type of Restructuring		Others					Total				
		Standard	Sub-Standard	Doubtful	Loss	Total	Standard	Sub-Standard	Doubtful	Loss	Total
Restructured Standard Advances which cease to attract higher provisioning and/or additional risk weight at the end of FY	No. of borrowers	(23)				(23)	(25)				(25)
	Amount Outstanding – Restructured facility	(187.01)				(187.01)	(209.42)				(209.42)
	Amount Outstanding – Other facility	(34.90)				(34.90)	(34.90)				(34.90)
	Provision thereon	(2.29)				(2.29)	(2.32)				(2.32)
Downgradation of restructured accounts during the FY ³	No. of borrowers	(167)	1	188	63	85	(174)	1	196	64	87
	Amount Outstanding – Restructured facility	(3,770.90)	(418.21)	3,891.70	335.05	37.64	(4,392.64)	(418.21)	4,676.92	197.27	63.34
	Amount Outstanding – Other facility	(1,327.62)	0.29	1,325.39	2.25	0.31	(1,489.89)	0.29	1,491.21	5.67	7.28
Write-offs of restructured accounts during the FY ^{4,5,6}	No. of borrowers	(46)	(1)	(369)	(67)	(483)	(46)	(1)	(374)	(71)	(492)
	Amount Outstanding – Restructured facility	(112.06)	(40.84)	(492.91)	(875.71)	(1,521.52)	(186.55)	(40.84)	(1,309.07)	(1,032.88)	(2,569.34)
	Amount Outstanding – Other facility	(19.86)	-	(71.90)	(293.94)	(385.70)	(34.11)	-	(228.33)	(591.81)	(854.25)
Restructured accounts as on March 31 of the FY (closing figures)	No. of borrowers	516	18	191	87	812	523	18	209	93	843
	Amount Outstanding – Restructured facility	757.33	4.55	3,902.96	151.90	4,816.74	1,185.13	4.55	5,273.75	276.55	6,739.98
	Amount Outstanding – Other facility	268.82	0.33	1,390.05	3.75	1,662.95	548.15	0.33	1,740.36	37.85	2,326.69
	Provision thereon	7.35	-	36.97	-	44.32	18.63	-	65.34	-	83.97

Amount outstanding under restructuring facilities and other facilities is as on 31 March, 2018:

1. Amount reported here represents outstanding as on 31 March, 2018. Actual amount subjected to restructuring determined as on the date of approval of restructuring proposal is ₹366.76 crores for the FY 2017-18
2. Includes ₹51.07 crores of fresh/additional sanction to existing restructured accounts (₹0.02 crores under restructured facility and ₹51.05 crores under other facility)
3. Includes accounts which were not attracting higher provisioning and/or additional risk weight at the beginning of FY
4. Includes accounts partially written-off during the year
5. Amount outstanding under restructuring facilities and other facilities is as on the date of write-off in the books
6. Includes ₹363.46 crores of reduction from existing restructured accounts by way of sale/recovery (₹299.57 crores from restructured facility and ₹63.89 crores from other facility)
7. The cumulative value of net restructured advances after reducing the provision held for diminution in fair value and balance in interest capitalization account upto 31 March, 2018 aggregated ₹1,087.10 crores
8. Information appearing under sub-standard, doubtful and loss category also include accounts slipped into NPAs from restructured standard advances along with restructured NPAs

1.1.26 Disclosure on Flexible Structuring of existing loans

(₹ in crores)

Particulars	Year ended 31 March, 2019	Year ended 31 March, 2018
No. of borrowers taken up for flexible structuring	-	3
Amount of loans taken up for flexible structuring#		
- Classified as Standard*	-	682.18
- Classified as NPA*	-	290.36
Exposure weighted average duration of loans taken up for flexible structuring (years)		
- Before applying flexible structuring	-	9.43
- After applying flexible structuring	-	19.25

represents outstanding as on date of sanction of the proposal

* asset classification represents position as on 31 March of the respective year

1.1.27 Disclosure on Scheme for Sustainable Structuring of Stressed Assets (S4A)

(₹ in crores)

Particulars	As at 31 March, 2019	As at 31 March, 2018
No. of accounts where S4A has been applied	5	5
Aggregate amount outstanding*		
- Classified as Standard	365.17	486.24
- Classified as NPA	648.94	647.52
Amount outstanding in Part A		
- Classified as Standard	187.23	281.48
- Classified as NPA	397.07	409.21
Amount outstanding in Part B		
- Classified as Standard	177.94	204.76
- Classified as NPA	251.87	238.31
Provision Held		
- Classified as Standard	93.85	107.46
- Classified as NPA	620.57	567.79

*represents total of Part A and Part B

1.1.28 Disclosure in respect of Interest Rate Swaps ('IRS'), Forward Rate Agreement ('FRA') and Cross Currency Swaps ('CCS') outstanding is set out below:

An 'IRS' is a financial contract between two parties exchanging or swapping a stream of interest payments for a 'notional principal' amount on multiple occasions during a specified period. The Bank deals in interest rate benchmarks like Mumbai Inter-Bank Offered Rate (MIBOR), Indian Government Securities Benchmark Rate (INBMK), Mumbai Inter-Bank Forward Offer Rate (MIFOR) and LIBOR of various currencies.

A 'FRA' is a financial contract between two parties to exchange interest payments for 'notional principal' amount on settlement date, for a specified period from start date to maturity date. Accordingly, on the settlement date cash payments based on contract rate and the settlement rate, which is the agreed bench-mark/reference rate prevailing on the settlement date, are made by the parties to one another. The benchmark used in the FRA contracts of the Bank is London Inter-Bank Offered Rate (LIBOR) of various currencies.

A 'CCS' is a financial contract between two parties exchanging interest payments and principal, wherein interest payments and principal in one currency would be exchanged for an equally valued interest payments and principal in another currency.

(₹ in crores)

Sr. No.	Items	As at 31 March, 2019	As at 31 March, 2018
i)	Notional principal of swap agreements	236,685.35	196,069.45
ii)	Losses which would be incurred if counterparties failed to fulfill their obligations under the agreements	4,223.33	2,872.20
iii)	Collateral required by the Bank upon entering into swaps	523.97	826.23
iv)	Concentration of credit risk arising from the swaps		
	Maximum single industry exposure with Banks (previous year with Banks)		
	- Interest Rate Swaps/FRA's	2,201.10	2,695.48
	- Cross Currency Swaps	3,112.72	2,947.91
v)	Fair value of the swap book (hedging & trading)		
	- Interest Rate Swaps/FRA's	(794.06)	(804.12)
	- Currency Swaps	1,475.34	1,228.65

The nature and terms of the IRS as on 31 March, 2019 are set out below:

(₹ in crores)

Nature	Nos.	Notional Principal	Benchmark	Terms
Hedging	33	12,413.32	LIBOR	Fixed Receivable v/s Floating Payable
Hedging	2	1,901.76	LIBOR	Floating Receivable v/s Fixed Payable
Trading	3	175.00	INBMK	Fixed Receivable v/s Floating Payable
Trading	250	36,486.34	LIBOR	Fixed Receivable v/s Floating Payable
Trading	564	34,822.66	MIBOR	Fixed Receivable v/s Floating Payable
Trading	380	20,724.00	MIFOR	Fixed Receivable v/s Floating Payable
Trading	18	1,559.00	INBMK	Floating Receivable v/s Fixed Payable
Trading	285	43,149.73	LIBOR	Floating Receivable v/s Fixed Payable
Trading	597	30,858.54	MIBOR	Floating Receivable v/s Fixed Payable
Trading	183	9,945.00	MIFOR	Floating Receivable v/s Fixed Payable
Trading	16	3,679.05	LIBOR	Floating Receivable v/s Floating Payable
Trading	4	106.33	LIBOR	Pay Cap
Trading	4	111.51	LIBOR	Receive Cap
	2,339	195,932.24		

The nature and terms of the IRS as on 31 March, 2018 are set out below:

(₹ in crores)

Nature	Nos.	Notional Principal	Benchmark	Terms
Hedging	33	11,698.91	LIBOR	Fixed Receivable v/s Floating Payable
Trading	4	275.00	INBMK	Fixed Receivable v/s Floating Payable
Trading	250	36,726.98	LIBOR	Fixed Receivable v/s Floating Payable
Trading	319	22,201.66	MIBOR	Fixed Receivable v/s Floating Payable
Trading	350	17,107.00	MIFOR	Fixed Receivable v/s Floating Payable
Trading	21	1,659.00	INBMK	Floating Receivable v/s Fixed Payable
Trading	294	41,559.60	LIBOR	Floating Receivable v/s Fixed Payable
Trading	353	17,553.49	MIBOR	Floating Receivable v/s Fixed Payable
Trading	181	9,741.00	MIFOR	Floating Receivable v/s Fixed Payable
Trading	28	5,116.24	LIBOR	Floating Receivable v/s Floating Payable
Trading	5	229.07	LIBOR	Pay Cap
Trading	5	229.07	LIBOR	Receive Cap
	1,843	164,097.02		

The nature and terms of the FRA as on 31 March, 2019 are set out below:

(₹ in crores)

Nature	Nos.	Notional Principal	Benchmark	Terms
-	-	-	-	-
-	-	-	-	-

The nature and terms of the FRA as on 31 March, 2018 are set out below:

(₹ in crores)

Nature	Nos.	Notional Principal	Benchmark	Terms
Hedging	1	325.88	LIBOR	Floating Receivable v/s Fixed Payable
	1	325.88		

The nature and terms of the CCS as on 31 March, 2019 are set out below:

(₹ in crores)

Nature	Nos.	Notional Principal	Benchmark	Terms
Trading	93	7,416.32	Principal & Coupon Swap	Fixed Payable v/s Fixed Receivable
Trading	74	7,294.53	LIBOR	Fixed Receivable v/s Floating Payable
Trading	70	11,333.58	LIBOR	Floating Receivable v/s Fixed Payable
Trading	13	6,694.33	LIBOR/MIFOR/MIBOR	Floating Receivable v/s Floating Payable
Trading	48	4,932.27	Principal Only	Fixed Receivable
Trading	32	3,082.09	Principal Only	Fixed Payable
	330	40,753.12		

The nature and terms of the CCS as on 31 March, 2018 are set out below:

(₹ in crores)

Nature	Nos.	Notional Principal	Benchmark	Terms
Trading	84	9,787.05	Principal & Coupon Swap	Fixed Payable v/s Fixed Receivable
Trading	70	6,047.29	LIBOR	Fixed Receivable v/s Floating Payable
Trading	65	7,061.51	LIBOR	Floating Receivable v/s Fixed Payable
Trading	6	2,445.14	LIBOR/MIFOR/ MIBOR	Floating Receivable v/s Floating Payable
Trading	37	3,613.89	Principal Only	Fixed Receivable
Trading	20	2,691.67	Principal Only	Fixed Payable
	282	31,646.55		

Details of Exchange Traded Interest Rate Derivatives for the year ended 31 March, 2019 are set out below:

(₹ in crores)

Sr. No.	Particulars	As at 31 March, 2019
i)	Notional principal amount of exchange traded interest rate derivatives undertaken during the year	
	717GS2028 – 7.17% GOI 2028	77.28
	FVM8 - 5 years US Note – June 2018	69.15
	TYM8 – 10 years US Note – June 2018	345.77
	FVU8 – 5 years US Note – September 2018	459.19
	TYU8 – 10 years US Note – September 2018	1,136.91
	TYZ8 – 10 years US Note – December 2018	1,569.82
	FVZ8 – 5 years US Note – December 2018	1,064.99
	EDZ8 – 90 Days Euro Futures – December 2018	5,532.40
	EDM9 – 90 Days Euro Futures – June 2019	2,863.02
	TUZ8 – 2 years US Note – December 2018	276.62
	EDZ9 – 90 Days Euro Futures – December 2019	9,681.70
	TYH9 – 10 years US Note – March 2019	3,380.30
	FVH9 – 5 Years US Note – March 2019	7,898.88
	TUH9 – 2 Years US Note – March 2019	926.68
	TUM9 – 2 Years US Note – June 2019	110.65
	FVM9 – 5 Years US Note – June 2019	2,636.19
	TYM9 – 10 Years US Note – June 2019	207.46
	EDZ0 – 90 Days Euro Futures – December 2020	2,766.20
		41,003.21
ii)	Notional principal amount of exchange traded interest rate derivatives outstanding as on 31 March, 2019	
	FVM9 – 5 Years US Note – June 2019	818.79
	TUM9 – 2 Years US Note – June 2019	82.99
		901.78
iii)	Notional principal amount of exchange traded interest rate derivatives outstanding as on 31 March, 2019 and “not highly effective”	N.A.
iv)	Mark-to-market value of exchange traded interest rate derivatives outstanding as on 31 March, 2019 and “not highly effective”	N.A.

Details of Exchange Traded Interest Rate Derivatives for the year ended 31 March, 2018 are set out below:

		(₹ in crores)
Sr. No.	Particulars	As at 31 March, 2018
i)	Notional principal amount of exchange traded interest rate derivatives undertaken during the year	
	679GS2027 - 6.79% GOI 2027	1,269.52
	697GS2026 - 6.97% GOI 2026	356.60
	759GS2026 - 7.59% GOI 2026	29.72
	EDM7 - 90 Days Euro Future - June 2017	1,629.38
	EDM8 - 90 Days Euro Future - June 2018	1,629.38
	EDU7 - 90 Days Euro Future - September 2017	3,258.75
	EDU8 - 90 Days Euro Future - September 2018	3,258.75
	FFF8 - 30 Days FED Funds - January 2018	3,258.75
	TUM7 - 2 Years Treasury Note - June 2017	130.35
	TUU7 - 2 Years Treasury Note - September 2017	260.70
	TYM7 - 10 Years US Note - June 2017	162.93
	TYU7 - 10 Years US Note - September 2017	239.84
	FVZ7 - 5 Years US Note - December 2017	130.35
	FVH8 - 5 Years US Note - March 2018	130.35
	TYH8 - 10 Years US Note - March 2018	82.12
	TUH8 - 2 Years US Note - March 2018	260.70
	FVM8 - 5 Years US Note - June 2018	130.35
		16,218.54
ii)	Notional principal amount of exchange traded interest rate derivatives outstanding as on 31 March, 2018	Nil
iii)	Notional principal amount of exchange traded interest rate derivatives outstanding as on 31 March, 2018 and "not highly effective"	N.A.
iv)	Mark-to-market value of exchange traded interest rate derivatives outstanding as on 31 March, 2018 and "not highly effective"	N.A.

The Bank has not undertaken any transactions in Credit Default Swaps (CDS) during the year ended 31 March, 2019 and 31 March, 2018.

1.1.29 Disclosure on risk exposure in Derivatives

Qualitative disclosures:

- (a) Structure and organisation for management of risk in derivatives trading, the scope and nature of risk measurement, risk reporting and risk monitoring systems, policies for hedging and/or mitigating risk and strategies and processes for monitoring the continuing effectiveness of hedges/mitigants:

Derivatives are financial instruments whose characteristics are derived from an underlying asset, or from interest and exchange rates or indices. The Bank undertakes over the counter and Exchange Traded derivative transactions for Balance Sheet management and also for proprietary trading/market making whereby the Bank offers derivative products to the customers to enable them to hedge their interest rate and currency risks within the prevalent regulatory guidelines.

Proprietary trading includes Interest Rate Futures, Currency Futures and Rupee Interest Rate Swaps under different benchmarks (viz. MIBOR, MIFOR and INBMK), and Currency Options. The Bank also undertakes transactions in Cross Currency Swaps, Principal Only Swaps, Coupon Only Swaps and Long Term Forex

Contracts (LTFX) for hedging its Balance Sheet and also offers them to its customers. These transactions expose the Bank to various risks, primarily credit, market, legal, reputation and operational risk. The Bank has adopted the following mechanism for managing risks arising out of the derivative transactions.

There is a functional separation between the Treasury Front Office, Treasury Mid Office and Treasury Back Office to undertake derivative transactions. The customer and interbank related derivative transaction are originated by Derivative sales and Treasury Front Office team respectively which ensures compliance with the trade origination requirements as per the bank's policy and the RBI guidelines. The Market Risk Group within the Bank's Risk Department independently identifies measures and monitors the market risks associated with derivative transactions and apprises the Asset Liability Management Committee (ALCO) and the Risk Management Committee of the Board (RMC) on the compliance with the risk limits. The Treasury Back Office undertakes activities such as trade confirmation, settlement, ISDA documentation, accounting, valuation and other MIS reporting.

The derivative transactions are governed by the derivative policy, market risk management policy, hedging policy and the Asset Liability Management (ALM) policy of the Bank as well as by the extant RBI guidelines. As a part of the derivative policy, the Bank has implemented policy on customer suitability & appropriateness to ensure that derivative transactions entered into are appropriate and suitable to the customer. The Bank has put in place a detailed process flow on documentation for customer derivative transactions for effective management of operational risk/reputation risk.

Various risk limits are set up and actual exposures are monitored vis-à-vis the limits allocated. These limits are set up taking into account market volatility, risk appetite, business strategy and management experience. Risk limits are in place for risk parameters viz. PV01, VaR, Stop Loss, Delta, Gamma and Vega. Actual positions are monitored against these limits on a daily basis and breaches, if any, are dealt with in accordance with board approved Risk Appetite Statement. Risk assessment of the portfolio is undertaken periodically. The Bank ensures that the Gross PV01 (Price value of a basis point) position arising out of all non-option rupee derivative contracts are within 0.25% of net worth of the Bank as on Balance Sheet date.

Hedging transactions are undertaken by the Bank to protect the variability in the fair value or the cash flow of the underlying Balance Sheet item. These deals are accounted on an accrual basis except the swap designated with an asset/liability that is carried at market value or lower of cost or market value. In that case, the swap is marked to market with the resulting gain or loss recorded as an adjustment to the market value of designated asset or liability. These transactions are tested for hedge effectiveness and in case any transaction fails the test, the same is re-designated as a trading deal and appropriate accounting treatment is followed.

- (b) Accounting policy for recording hedge and non-hedge transactions, recognition of income, premiums and discounts, valuation of outstanding contracts:

The Hedging Policy of the Bank governs the use of derivatives for hedging purpose. Subject to the prevailing RBI guidelines, the Bank deals in derivatives for hedging fixed rate and floating rate coupon or foreign currency assets/liabilities. Transactions for hedging and market making purposes are recorded separately. For hedge transactions, the Bank identifies the hedged item (asset or liability) at the inception of the transaction itself. The effectiveness is ascertained at the time of inception of the hedge and periodically thereafter. Hedge derivative transactions are accounted for in accordance with the hedge accounting principles. Derivatives for market making purpose are marked to market and the resulting gain/loss is recorded in the Profit and Loss Account. The premium on option contracts is accounted for as per FEDAI guidelines. Derivative transactions are covered under International Swaps and Derivatives Association (ISDA) master agreements with respective counterparties. The exposure on account of derivative transactions is computed as per the RBI guidelines and is marked against the credit limits approved for the respective counterparties.

(c) Provisioning, collateral and credit risk mitigation:

Derivative transactions comprise of swaps, FRAs, futures, forward contracts and options which are disclosed as contingent liabilities. Trading swaps/FRAs/futures/options/forward contracts are revalued at the Balance Sheet date with the resulting unrealised gain or loss being recognised in the Profit and Loss Account and correspondingly in other assets or other liabilities respectively. Hedged swaps are accounted for as per the RBI guidelines. In accordance with RBI guidelines, any receivables (crystallised receivables and positive MTM) under derivative contracts, which remain overdue for more than 90 days, are reversed through the Profit and Loss Account and are held in a separate Suspense account.

Collateral requirements for derivative transactions are laid down as part of credit sanction terms on a case by case basis. Such collateral requirements are determined, based on usual credit appraisal process. The Bank retains the right to terminate transactions as a risk mitigation measure in certain cases.

The credit risk in respect of customer derivative transactions is sought to be mitigated through a laid down policy on sanction of Loan Equivalent Risk (LER) limits, monitoring mechanism for LER limits and trigger events for escalation/margin calls/termination.

Quantitative disclosure on risk exposure in derivatives[§]:

(₹ in crores)

		As at 31 March, 2019			
Sr. No.	Particulars	Currency Derivatives			Interest rate Derivatives
		Forward Contracts [^]	CCS	Options	
1	Derivatives (Notional Principal Amount)				
	a) For hedging	56,970.61	-	-	14,315.09
	b) For trading	272,683.15	40,753.12	46,404.77	181,617.15
2	Marked to Market Positions[#]				
	a) Asset (+)	3,764.51	2,698.28	1,485.72	1,509.36
	b) Liability (-)	(3,907.80)	(1,222.94)	(1,425.22)	(2,146.16)
3	Credit Exposure[@]	13,477.22	6,709.64	1,603.96	3,743.38
4	Likely impact of one percentage change in interest rate (100*PV01) (as at 31 March, 2019)				
	a) on hedging derivatives	3.81	-	-	49.80
	b) on trading derivatives	8.76	2.56	298.94	57.93
5	Maximum and Minimum of 100*PV01 observed during the year				
	a) on hedging				
	i) Minimum	1.02	-	-	29.67
	ii) Maximum	12.34	-	-	60.55
	b) on Trading				
	i) Minimum	0.56	2.46	20.91	53.63
	ii) Maximum	8.76	5.71	306.14	78.97
	[#] Only on trading derivatives				
	[@] Includes accrued interest				
	[^] Excluding Tom/Spot contracts				

§ only Over The Counter derivatives included

(₹ in crores)

		As at 31 March, 2018			
Sr. No.	Particulars	Currency Derivatives			Interest rate Derivatives
		Forward Contracts [^]	CCS	Options	
1	Derivatives (Notional Principal Amount)				
	a) For hedging	40,335.85	-	-	12,024.79
	b) For trading	274,466.05	31,646.55	59,342.59	152,398.11
2	Marked to Market Positions[#]				
	a) Asset (+)	2,182.90	1,734.30	1,488.58	1,130.94
	b) Liability (-)	(2,464.30)	(505.64)	(1,390.53)	(1,685.31)
3	Credit Exposure[@]	13,074.02	4,799.22	1,670.63	2,991.32
4	Likely impact of one percentage change in interest rate (100*PV01) (as at 31 March, 2018)				
	a) on hedging derivatives	8.84	-	-	58.15
	b) on trading derivatives	7.32	3.68	97.84	47.27
5	Maximum and Minimum of 100*PV01 observed during the year				
	a) on hedging				
	i) Minimum	0.10	-	-	51.35
	ii) Maximum	12.84	5.32	-	85.73
	b) on Trading				
	i) Minimum	0.31	1.75	8.50	45.98
	ii) Maximum	10.19	3.68	108.73	64.71
	[#] Only on trading derivatives				
	[@] Includes accrued interest				
	[^] Excluding Tom/Spot contracts				

\$ only Over The Counter derivatives included

The outstanding notional principal amount of Exchange Traded Currency Options as at 31 March, 2019 was Nil (previous year Nil) and the mark-to-market value was Nil (previous year Nil).

1.1.30 Details of penalty/stricture levied by RBI during the year ended 31 March, 2019 is as under:

Amount (₹ in crores)	Reason for stricture issued/ levy of penalty by RBI	Date of payment of penalty
2.00	Non-compliance of RBI guidelines related to 'Collection of Account Payee Cheques – Prohibition on Crediting proceeds to Third Party Account' and Master Directions on 'Frauds- Classification and Reporting by commercial banks and select FIs'. Penalty was imposed in terms of Section 47A(1)(c) read with Section 46(4)(i) of the Banking Regulation Act, 1949	16 February, 2019
0.20	Non-compliance of RBI guidelines related to 'Detection and Impounding of Counterfeit Notes' and 'Sorting of Notes – Installation of Note Sorting Machines'. Penalty was imposed in terms of Section 47A(1)(c) read with Section 46(4)(i) of the Banking Regulation Act, 1949	5 February, 2019
-	Caution letter issued by RBI on 25 February, 2019 for non compliance of RBI directives on time bound implementation and strengthening of SWIFT related operational controls	-

Details of penalty/stricture levied by RBI during the year ended 31 March, 2018 is as under:

Amount (₹ in crores)	Reason for stricture issued / levy of penalty by RBI	Date of payment of penalty
3.00	Non-compliance of RBI guidelines on income Recognition and Asset Classification (IRAC) norms. Penalty was imposed in terms of Section 47A(1)(c) read with Section 46(4)(i) of the Banking Regulation Act, 1949	7 March, 2018

1.1.31 Disclosure of customer complaints

(a) Disclosure of customer complaints relating to Bank's customers on Bank's ATMs

	31 March, 2019	31 March, 2018
a. No. of complaints pending at the beginning of the year	284	143
b. No. of complaints received during the year	115,737	51,096
c. No. of complaints redressed during the year	116,021	50,955
d. No. of complaints pending at the end of the year	-	284

(b) Disclosure of customer complaints relating to Bank's customers on other bank's ATMs

	31 March, 2019	31 March, 2018
a. No. of complaints pending at the beginning of the year	2,360	1,233
b. No. of complaints received during the year	105,110	88,301
c. No. of complaints redressed during the year	107,470	87,174
d. No. of complaints pending at the end of the year	-	2,360

(c) Disclosure of customer complaints other than ATM transaction complaints

	31 March, 2019	31 March, 2018
a. No. of complaints pending at the beginning of the year	24,456	40,808
b. No. of complaints received during the year	78,442	229,027
c. No. of complaints redressed during the year	101,681	245,379
d. No. of complaints pending at the end of the year	1,217	24,456

(d) Total customer complaints

	31 March, 2019	31 March, 2018
a. No. of complaints pending at the beginning of the year	27,100	42,184
b. No. of complaints received during the year	299,289	368,424
c. No. of complaints redressed during the year	325,172	383,508
d. No. of complaints pending at the end of the year	1,217	27,100

The above information does not include complaints redressed within 1 working day and is as certified by the Management and relied upon by the auditors.

1.1.32 Disclosure of Awards passed by the Banking Ombudsman

	31 March, 2019	31 March, 2018
a. No. of unimplemented awards at the beginning of the year	-	-
b. No. of awards passed by the Banking Ombudsman during the year	-	-
c. No. of awards implemented during the year	-	-
d. No. of unimplemented awards at the end of the year	-	-

The above information is as certified by the Management and relied upon by the auditors.

1.1.33 Draw Down from Reserves

During the year ended 31 March, 2019 the Bank has made a draw down out of the Investment Reserve account towards depreciation on investments in AFS and HFT categories in terms of RBI guidelines.

During the year ended 31 March, 2018 the Bank has not undertaken any draw down from reserves, except towards issue expenses incurred for the equity raising through the preferential issue, which have been adjusted against the share premium account.

1.1.34 Letter of Comfort

The Bank has not issued any Letter of Comfort (LoC) on behalf of its subsidiaries during the current and previous year.

1.1.35 Disclosure on Remuneration

Qualitative disclosures

a) Information relating to the bodies that oversee remuneration:

- ❖ Name, composition and mandate of the main body overseeing remuneration:

The Nomination and Remuneration Committee of the Board oversees the framing, review and implementation of the compensation policy of the Bank on behalf of the Board. The Committee works in close co-ordination with the Risk Management Committee of the Bank, in order to achieve effective alignment between remuneration and risks.

As at 31 March, 2019, the Nomination and Remuneration Committee comprises of the following Non-Executive Directors:

1. Shri Rakesh Makhija - Chairman
2. Shri Rohit Bhagat
3. Shri Som Mittal
4. Shri Stephen Pagliuca

In respect of Remuneration/HR matters, the Nomination and Remuneration Committee of the Board, functions with the following main objectives:

- a. Review and recommend to the Board for approval, the overall remuneration framework and associated policy of the Bank (including remuneration policy for Directors and key managerial personnel) including the level and structure of fixed pay, variable pay, perquisites, bonus pool, stock-based compensation and any other form of compensation as may be included from time to time to all the employees of the Bank including the Managing Director & CEO (MD & CEO), other Whole-Time Directors (WTD) and senior managers one level below the Board.

- b. Review and recommend to the Board for approval, the total increase in manpower cost budget of the Bank as a whole, at an aggregate level, for the next year.
- c. Recommend to the Board the compensation payable to the Chairman of the Bank.
- d. Review the Code of Conduct and HR strategy, policy and performance appraisal process within the Bank, as well as any fundamental changes in organisation structure which could have wide ranging or high risk implications.
- e. Review and recommend to the Board for approval, the talent management and succession policy and process in the Bank for ensuring business continuity, especially at the level of MD & CEO, the other WTDs, senior managers one level below the Board and other key roles and their progression to the Board.
- f. Review and recommend to the Board for approval:
 - the creation of new positions one level below MD & CEO
 - appointments, promotions and exits of senior managers one level below the MD & CEO
- g. Set the goals, objectives and performance benchmarks for the Bank and for MD & CEO, WTDs and Group Executives for the financial year and over the medium to long term.
- h. Review the performance of the MD & CEO and other WTDs at the end of each year.
- i. Review organisation health through feedback from employee surveys conducted on a regular basis.
- j. Perform such other duties as may be required to be done under any law, statute, rules, regulations etc. enacted by Government of India, Reserve Bank of India or by any other regulatory or statutory body.

- ❖ External consultants whose advice has been sought, the body by which they were commissioned, and in what areas of the remuneration process:

The Nomination and Remuneration Committee has commissioned Aon Hewitt, a globally renowned compensation benchmarking firm, to conduct market benchmarking of employee compensation. The Bank participates in the salary benchmarking survey conducted by Aon Hewitt every year. Aon Hewitt collects data from multiple private sector peer banks across functions, levels and roles which is then used by the Bank to assess market competitiveness of remuneration offered to Bank employees.

- ❖ A description of the scope of the Bank's remuneration policy, including the extent to which it is applicable to foreign subsidiaries and branches:

The Committee monitors the remuneration policy for both domestic and overseas branches of the Bank on behalf of the Board. However, it does not oversee the compensation policy for subsidiaries of the Bank.

- ❖ A description of the type of employees covered and number of such employees:

Employees are categorised into following three categories from remuneration structure and administration standpoint:

Category 1

MD & CEO and WTDs. This category includes 5 employees.

Category 2

All the employees in the Grade of Vice President and above engaged in the functions of Risk Control and Compliance. This category includes 27 employees.

Category 3: Other Staff

'Other Staff' has been defined as a "group of employees who pose a material risk". This category includes all the employees of the Bank in the grade of Executive Vice President (EVP) and above and also few other key business roles in case they are below the grade of Executive Vice President. This category includes 32 employees.

b) Information relating to the design and structure of remuneration processes:

- ❖ An overview of the key features and objectives of remuneration policy:

The compensation philosophy of the Bank aims to attract, retain and motivate professionals in order to enable the Bank to attain its strategic objectives and develop a strong performance culture in the competitive environment in which it operates. To achieve this, the following principles are adopted:

- Affordability: Pay to reflect productivity improvements to retain cost-income competitiveness
- Maintain competitiveness on fixed pay in talent market
- Pay for performance to drive meritocracy through variable pay
- Employee Stock Options for long-term value creation
- Benefits and perquisites to remain aligned with market practices and provide flexibility

Apart from the above, the compensation structure for MD & CEO and WTDs is aligned to RBI's guidelines for sound compensation practices (effective FY 2012-13) and addresses the general principles of:

- Effective and independent governance and monitoring of compensation
- Alignment of compensation with prudent risk-taking through well designed and consistent compensation structures
- Clear and timely disclosure to facilitate supervisory oversight by all stakeholders

Accordingly, the compensation policy for MD & CEO and WTDs seeks to:

- a) Ensure that the compensation, in terms of structure and total amount, is in line with the best practices, as well as competitive vis-à-vis that of peer banks
- b) Establish the linkage of compensation with individual performance as well as achievement of the corporate objectives of the Bank
- c) Include an appropriate variable pay component tied to the achievement of pre-established objectives in line with Bank's scorecard while ensuring that the compensation is aligned with prudent risk taking

- d) Encourage attainment of long term shareholder returns through inclusion of equity linked long-term incentives as part of compensation

Compensation is structured in terms of fixed pay, variable pay and employee stock options (for selective employees), with a strong linkage of variable pay to performance. The compensation policy of the Bank is approved by the Nomination and Remuneration Committee. Additional approval from Shareholders and RBI is obtained specifically for compensation of MD & CEO and WTDs.

- ❖ Whether the remuneration committee reviewed the firm's remuneration policy during the past year, and if so, an overview of any changes that were made:

The Nomination and Remuneration committee reviews the Bank's remuneration policy every year. There were no major changes made in the remuneration policy during the year.

- ❖ A discussion of how the Bank ensures that risk and compliance employees are remunerated independently of the businesses they oversee:

The Bank ensures that risk and compliance employees are remunerated independently of the businesses they oversee and is guided by the individual employee performance. The remuneration is determined on the basis of relevant risk measures included in the Balanced Scorecard / key deliverables of staff in these functions. The parameters reviewed for performance based rewards are independent of performance of the business area they oversee and commensurate with their individual role in the Bank. Additionally, the ratio of fixed and variable compensation is weighed towards fixed compensation.

- c) **Description of the ways in which current and future risks are taken into account in the remuneration processes:**

- ❖ An overview of the key risks that the Bank takes into account when implementing remuneration measures:

The business activity of the Bank is undertaken within the limits of the following risk measures to achieve the financial plan. The Financial Perspective in the Bank's BSC contains metrics pertaining to growth, profitability and asset quality. These metrics along with other metrics in customer, internal process and compliance and people perspective are taken into account while arriving at the remuneration decisions. The metrics on internal process and compliance ensure due weightage to non – financial risk that bank may be exposed to.

- ❖ An overview of the nature and type of key measures used to take account of these risks, including risk difficult to measure:

The Bank has a robust system of measuring and reviewing these risks. The risk parameters are a part of the Balanced Scorecard used for setting of performance objectives and for measuring performance which includes, besides financial performance, adherence to internal processes, compliance and people perspectives. Weightage is placed on not only financial or quantitative achievement of objectives but also on qualitative aspects detailing how the objectives were achieved.

- ❖ A discussion of the ways in which these measures affect remuneration:

The relevant risk measures are included in the scorecards of MD & CEO and WTDs. Inclusion of the above mentioned measures ensures that performance parameters are aligned to risk measures at the time of performance evaluation. The Nomination and Remuneration Committee takes into consideration all the above aspects while assessing organisational and individual performance and making compensation related recommendations to the Board.

- ❖ A discussion of how the nature and type of these measures have changed over the past year and reasons for the changes, as well as the impact of changes on remuneration:

During FY 2018-19, the risk measures were reviewed and certain additional metrics pertaining to Operations Risk were incorporated in the Balanced Scorecards, in view of the challenges faced by the Banking industry in recent years.

d) **Description of the ways in which the Bank seeks to link performance during a performance measurement period with levels of remuneration:**

The Bank's performance management and compensation philosophies are structured to support the achievement of the Bank's on-going business objectives by rewarding achievement of objectives linked directly to its strategic business priorities. These strategic priorities are cascaded through annualised objectives to the employees.

The Bank follows the Balanced Scorecard approach in designing its performance management system. Adequate attention is given to the robust goal setting process to ensure alignment of individual objectives to support the achievement of business strategy, financial and non-financial goals across and through the organisation. The non-financial goals for employees includes customer service, process improvement, adherence to risk and compliance norms, operations and process control, learning and knowledge development.

❖ An overview of main performance metrics for Bank, top level business lines and individuals:

The Bank follows a Balanced Scorecard approach for measuring performance for the Bank, top business lines and individuals. The approach broadly comprises financial, customer, internal processes, compliance and people perspectives and includes parameters on revenue and profitability, business growth, customer initiatives, operational efficiencies, regulatory compliance, risk management and people management.

❖ A discussion of how amounts of individual remuneration are linked to the Bank-wide and individual performance:

The Bank's remuneration practices are underpinned by principles of meritocracy and fairness. The remuneration system strives to maintain the ability to attract, retain, reward and motivate the talent in order to enable the Bank to attain its strategic objectives within the increasingly competitive context in which it operates. The Bank's pay-for-performance approach strives to ensure both internal and external equity in line with emerging market trends. However, the business model and affordability form the overarching boundary conditions.

The Bank follows a Balanced Scorecard approach for measuring performance at senior levels. The Balanced scorecard parameters for individuals are cascaded from the Bank's Balanced Scorecard. The Management Committee or the Nomination and Remuneration Committee reviews the achievements against the set of parameters which determines the performance of the individuals. For all other employees, performance appraisals are conducted annually and initiated by the employee with self-appraisal. The immediate supervisor reviews the appraisal ratings in a joint consultation meeting with the employee and assigns the performance rating. The final ratings are discussed by a Moderation Committee comprising of senior officials of the Bank. Both relative and absolute individual performances are considered for the moderation process. Individual fixed pay increases, variable pay and ESOPs are linked to the final performance ratings.

❖ A discussion of the measures the Bank will in general implement to adjust remuneration in the event that performance metrics are weak:

In cases where the performance metrics are weak or not well defined to measure the performance effectively, the Bank uses discretion to reward such employees. The remuneration is then influenced by the operational performance parameters of the Bank along with individual performance achievement.

Whilst determining fixed and variable remuneration, relevant risk measures are included in scorecards of senior employees. The Financial Perspective in the Bank's BSC contains metrics pertaining to growth,

profitability and asset quality. These metrics along with other metrics in customer, internal process and compliance and people perspective are taken into account while arriving at the remuneration decisions. The metrics on internal process and compliance ensure due weightage to non – financial risk that bank may be exposed to.

As a prudent measure, a portion of variable pay if it exceeds a certain threshold is deferred and is paid proportionately over a period of 3 years. The deferred variable pay amount of reference year would be held back in case of any misrepresentation or gross inaccuracy resulting in a wrong risk assessment.

e) **Description of the ways in which the Bank seeks to adjust remuneration to take account of the longer term performance:**

- ❖ A discussion of the Bank's policy on deferral and vesting of variable remuneration and, if the fraction of variable remuneration that is deferred differs across employees or groups of employees, a description of the factors that determine the fraction and their relative importance:

The deferral of the Variable Pay for the three categories of employees as stated earlier is given below:

Category 1: MD & CEO and WTDs

Variable Pay will not exceed 70% of the Fixed Pay

To ensure that risk measures do not focus only on achieving short term goals, variable payout is deferred. If the variable pay exceeds 40% of fixed pay, 45% of the variable pay to be deferred proportionately over a period of three years.

Category 2: All the employees in the Grade of Vice President and above engaged in the functions of Risk Control and Compliance

- Variable Pay will be paid on the basis of laid down risk control, compliance and process improvement parameters in the balanced scorecard / key deliverables of staff in this function
- The parameters will be independent of performance of the business area they oversee and will commensurate with their key role in the Bank
- The ratio of fixed and variable compensation will be weighed towards fixed compensation
- Percentage of variable pay to be capped at 70% of fixed pay
- Appropriate deferral structure as approved by the Nomination and Remuneration Committee will be applicable to this category of employees

Category 3: Other Staff

- Variable Pay will be paid on the basis of performance against key deliverables and overall business performance for the financial year
- Percentage of variable pay to be capped at 70% of fixed pay
- Appropriate deferral structure as approved by the Nomination and Remuneration Committee will be applicable to this category of employees

- ❖ A discussion of the Bank's policy and criteria for adjusting deferred remuneration before vesting and (if permitted by national law) after vesting through claw back arrangements:

The deferred portion of the variable pay may be delayed in the event of an enquiry determining gross negligence or breach of integrity. The deferred portion is withheld by the Bank till the completion of such enquiries, if any. As a result, no claw back arrangements are made on the deferred portion of the variable pay.

f) **Description of the different forms of variable remuneration that the Bank utilizes and the rationale for using these different forms:**

- ❖ An overview of the forms of variable remuneration offered:
 - Variable Pay: Variable Pay is linked to corporate performance, business performance and individual performance and ensures differential pay based on the performance levels of employees
 - Employee Stock Options (ESOPs): ESOPs are given to selective set of employees at senior levels based on their level of performance and role. ESOP scheme has an inbuilt deferred vesting design which helps in directing long term performance orientation among employees
- ❖ A discussion of the use of different forms of variable remuneration and, if the mix of different forms of variable remuneration differs across employees or group of employees, a description of the factors that determine the mix and their relative importance:

Variable pay in the form of performance based bonus is paid out annually and is linked to performance achievement against balanced performance measures and aligned with the principles of meritocracy. The proportion of variable pay in total pay shall be higher at senior management levels. The payment of all forms of variable pay is governed by the affordability of the Bank and based on profitability and cost income ratios. At senior management levels (and for certain employees with potential to cause material impact on risk exposure), a portion of variable compensation may be paid out in a deferred manner in order to drive prudent behaviour as well as long term & sustainable performance orientation. Long term variable pay is administered in the form of ESOPs with an objective of enabling employee participation in the business as an active stakeholder and to usher in an 'owner-manager' culture. The quantum of grant of stock options is determined and approved by the Nomination and Remuneration Committee, in terms of the said Regulations and in line with best practices, subject to the approval of RBI. The current ESOP design has an inbuilt deferral intended to spread and manage risk.

Quantitative disclosures

- a) The quantitative disclosures pertaining to the MD & CEO, Whole Time Directors and other risk takers for the year ended 31 March, 2019 and 31 March, 2018 are given below. Other risk takers include all employees in the grade of Executive Vice President (EVP) and above and also cover certain select roles in case they are below the grade of EVP.

	31 March, 2019	31 March, 2018
a. i) Number of meetings held by the Remuneration Committee (main body overseeing remuneration) during the financial year	16	8
ii) Remuneration paid to its members (sitting fees)	₹29,50,000	₹15,00,000
b. Number of employees having received a variable remuneration award during the financial year	29*	33*
c. Number and total amount of sign-on awards made during the financial year	N.A.	N.A.
d. Number and total amount of guaranteed bonus awarded during the financial year, if any	N.A.	N.A.
e. Details of severance pay, in addition to accrued benefits, if any	N.A.	N.A.
f. Total amount of outstanding deferred remuneration, split into cash, shares and share-linked instruments and other forms	-	₹0.34 crores (cash bonus)

	31 March, 2019	31 March, 2018
g. Total amount of deferred remuneration paid out in the financial year	₹0.34 crores	₹0.65 crores
h. Breakdown of amount of remuneration awards for the financial year to show fixed and variable, deferred and non-deferred, different forms used	Fixed - ₹49.80 crores#	Fixed - ₹41.00 crores#
	Variable - ₹9.41 crores*	Variable - ₹9.78 crores*
	Deferred - Nil	Deferred - Nil
	Non-deferred - ₹9.41 crores*	Non-deferred - ₹9.78 crores*
	Number of stock options granted during the financial year - 2,479,000	Number of stock options granted during the financial year - 3,067,750
i. Total amount of outstanding deferred remuneration and retained remuneration exposed to ex-post explicit and/or implicit adjustments	N.A.	N.A.
j. Total amount of reductions during the financial year due to ex-post explicit adjustments	N.A.	N.A.
k. Total amount of reductions during the financial year due to ex-post implicit adjustments	N.A.	N.A.

* pertains to FY 2016-17 paid to MD & CEO and WTDs and for FY 2017-18 paid to other risk takers (previous years pertains to other risk takers for FY 2016-17)

Fixed Remuneration includes basic salary, fixed allowance, leave fare concession, house rent allowance, super annuation allowance, certain other allowances, gratuity payout, leave encashment and contribution towards provident fund and superannuation fund. Payments in nature of reimbursements have been excluded from fixed remuneration

b) Disclosure for compensation of Non-executive Directors (Except Part-time Chairman):

	(₹ in crores)	
	31 March, 2019	31 March, 2018
a. Amount of remuneration paid during the year (pertains to preceding year)	-	1.02

1.1.36 The details of fees / brokerage earned in respect of insurance broking, agency and bancassurance business undertaken by the Bank are as under:

		(₹ in crores)	
Sr. No.	Nature of Income	31 March, 2019	31 March, 2018
1.	For selling life insurance policies	640.50	539.49
2.	For selling non-life insurance policies	68.62	56.40
3.	For selling mutual fund products	416.09	388.46
4.	Others (wealth advisory, RBI and other bonds etc.)	99.11	88.48
Total		1,224.32	1,072.83

1.1.37 The Bank has not sponsored any special purpose vehicle which is required to be consolidated in the consolidated financial statements as per accounting norms.

1.1.38 Amount of total assets, non-performing assets and revenue of overseas branches is given below:

(₹ in crores)		
Particulars	31 March, 2019	31 March, 2018
Total assets	47,941.15	61,007.58
Total NPAs	3,727.06	4,311.02
Total revenue	3,416.09	2,380.67

1.1.39 During the years ended 31 March, 2019 and 31 March, 2018 the value of sales/transfers of securities to/from HTM category (excluding one-time transfer of securities and sales to RBI under OMO auctions) did not exceed 5% of the book value of investments held in HTM category at the beginning of the year.

1.1.40 Disclosure on transfers to Depositor Education and Awareness Fund (DEAF)

(₹ in crores)		
Particulars	31 March, 2019	31 March, 2018
Opening balance of amounts transferred to DEAF	97.14	64.90
Add : Amounts transferred to DEAF during the year	66.85	34.07
Less : Amounts reimbursed by DEAF towards claims	(2.46)*	(1.83)*
Closing balance of amounts transferred to DEAF	161.53	97.14

*includes ₹0.16 crores (previous year ₹0.39 crores) of claim raised and pending settlement with RBI

1.1.41 Disclosure on Intra-Group Exposures

(₹ in crores)		
Particulars	31 March, 2019	31 March, 2018
Total amount of intra-group exposures	6,895.64	4,954.82
Total amount of top-20 intra-group exposures	6,895.64	4,954.80
Percentage of intra-group exposures to total exposure of the Bank on borrowers/customers	0.85	0.68

During the years ended 31 March, 2019 and 31 March, 2018, the intra-group exposures were within the limits specified by RBI.

The above information is as certified by the Management and relied upon by the auditors.

1.1.42 Unhedged Foreign Currency Exposure

The Bank's Corporate Credit Policy lays down the framework to manage credit risk arising out of unhedged foreign currency exposures of the borrowers. Both at the time of initial approval as well as subsequent reviews/renewals, the assessment of credit risk arising out of foreign currency exposure of the borrowers include details of imports, exports, repayments of foreign currency borrowings, as well as hedges done by the borrowers or naturally enjoyed by them vis-a-vis their intrinsic financial strength, history of hedging and losses arising out of foreign currency volatility. The extent of hedge/cover required on the total foreign currency exposure including natural hedge and hedged positions, is guided through a matrix of internal ratings. The hedging policy is applicable for existing as well as new clients with foreign currency exposures above a predefined threshold. The details of un-hedged foreign currency exposure of customers for transactions undertaken through the Bank are monitored periodically. The Bank also maintains additional provision and capital, in line with RBI guidelines.

During the year ended 31 March, 2019, the Bank made a provision of ₹18.79 crores (previous year write back of ₹9.30 crores) towards un-hedged foreign currency exposures. As on 31 March, 2019, the Bank held incremental capital of ₹191.52 crores (previous year ₹220.11 crores) towards borrowers having un-hedged foreign currency exposures.

1.1.43 Disclosure on provisioning pertaining to fraud accounts

(₹ in crores)		
Particulars	31 March, 2019	31 March, 2018
Number of frauds reported during the year*	145	521
Amounts involved	529.04	353.97
Provisions held at the beginning of the year	356.59	125.49
Provisions made during the year	172.45	228.48
Provisions held at the end of the year	529.04	353.97
Unamortised provision debited from 'other reserves' as at the end of the year	-	-

* Excluding 22 cases (previous year 2 cases) amounting to ₹540.46 crores (previous year ₹98.96 crores) reported as fraud during the year and subsequently prudentially written off

1.1.44 Disclosure on provisioning pertaining to Land held under 'Non-Banking assets acquired in satisfaction of claims'

(₹ in crores)	
Particulars	31 March, 2019
Amount of Land held under 'Non-Banking assets acquired in satisfaction of claims'	2,208.61
Provisions held at the beginning of the year	-
Provisions made during the year by debiting profit and loss account	603.33
Unamortised provision debited from 'Balance in profit and loss account' under 'Reserves and Surplus'	1,605.28

1.1.45 Details of Priority Sector Lending Certificates (PSLC) purchased by the Bank are set out below:

(₹ in crores)		
Category	31 March, 2019	31 March, 2018
PSLC – General	17,470.00	9,416.00
PSLC – Micro Enterprises	2,375.00	300.00
Total	19,845.00	9,716.00

Details of PSLCs sold by the Bank are set out below:

(₹ in crores)		
Category	31 March, 2019	31 March, 2018
PSLC – General	385.00	-
Total	385.00	-

1.1.46 Disclosure on Liquidity Coverage Ratio

Qualitative disclosure

The Bank has adopted the Basel III framework on liquidity standards as prescribed by RBI and has put in place requisite systems and processes to enable periodical computation and reporting of the Liquidity Coverage Ratio (LCR). The mandated regulatory threshold is embedded into the Risk Appetite Statement of the Bank thus subjecting LCR

maintenance to Board oversight and periodical review. The Bank computes the LCR and reports the same to the Asset Liability Management Committee (ALCO) every month for review as well as to the Risk Management Committee of the Board.

The Bank computes LCR on a daily basis and in accordance with RBI guidelines the quarterly disclosures of LCR contain data on the simple average calculated on daily observations over a period of 90 days.

The Bank follows the criteria laid down by RBI for calculation of High Quality Liquid Assets (HQLA), gross outflows and inflows within the next 30-day period. HQLA predominantly comprises Government securities viz. Treasury Bills, Central and State Government securities. A relatively smaller part of HQLA is accounted for by the corporate bonds with mandated haircuts applied thereto.

The Bank monitors the concentration of funding sources from significant counterparties, significant instruments/products as part of the asset liability management framework. The Bank adheres to the regulatory and internal limits on Inter-bank liability and call money borrowings which form part of the ALM policy. The Bank's funding sources are fairly dispersed across sources and maturities.

Expected derivative cash outflows and inflows are calculated for outstanding contracts in accordance with laid down valuation methodologies. Cash flows, if any, from collaterals posted against derivatives are not considered.

Apart from the LCR position in all currencies put together, the Bank monitors the LCR in US Dollar currency which qualifies as a significant currency as per RBI guidelines.

The liquidity risk management of the Bank is undertaken by the Asset Liability Management group in the Treasury in accordance with the Board approved policies and ALCO approved funding plans. The Risk department measures and monitors the liquidity profile of the Bank with reference to the Board approved limits, for both domestic as well as overseas operations, on a static as well as on a dynamic basis by using the gap analysis technique supplemented by monitoring of key liquidity ratios and periodical liquidity stress testing. Periodical reports are placed before the Bank's ALCO for perusal and review.

All significant outflows and inflows determined in accordance with RBI guidelines are included in the prescribed LCR computation template.

Quantitative disclosure

(₹ in crores)

	Quarter ended 31 March, 2019		Quarter ended 31 December, 2018		Quarter ended 30 September, 2018		Quarter ended 30 June, 2018		
	Total Unweighted Value (average)	Total Weighted Value (average)	Total Unweighted Value (average)	Total Weighted Value (average)	Total Unweighted Value (average)	Total Weighted Value (average)	Total Unweighted Value (average)	Total Weighted Value (average)	
High Quality Liquid Assets									
1	Total High Quality Liquid Assets (HQLAs)	122,173.58		112,336.65		98,417.24		82,905.66	
Cash Outflows									
2	Retail Deposits and deposits from small business customers, of which:	288,756.01	26,298.55	276,752.92	25,082.62	262,954.38	23,773.05	250,441.74	22,587.17
(i)	Stable Deposits	51,541.11	2,577.06	51,853.44	2,592.67	50,447.68	2,522.38	49,140.03	2,457.00
(ii)	Less Stable Deposits	237,214.90	23,721.49	224,899.48	22,489.95	212,506.70	21,250.67	201,301.71	20,130.17
3	Unsecured wholesale funding, of which :	156,131.98	79,803.19	147,846.47	74,665.27	138,551.93	71,267.03	133,534.29	68,572.86
(i)	Operational deposits (all counterparties)	45,839.18	11,448.44	45,614.30	11,396.72	42,070.15	10,511.43	41,286.10	10,315.38
(ii)	Non-operational deposits (all counterparties)	110,292.80	68,354.75	102,232.17	63,268.55	96,481.78	60,775.60	92,248.19	58,257.48
(iii)	Unsecured debt	-	-	-	-	-	-	-	-
4	Secured wholesale funding		-		489.13		-		1,315.08
5	Additional requirements, of which:	33,663.94	22,274.62	44,959.20	31,958.57	39,442.47	27,091.98	37,859.76	25,588.32
(i)	Outflows related to derivative exposures and other collateral requirements	20,690.63	20,690.63	30,309.69	30,309.69	25,518.93	25,518.93	23,839.39	23,839.39
(ii)	Outflows related to loss of funding on debt products	35.28	35.28	112.93	112.93	179.59	179.59	136.23	136.23
(iii)	Credit and liquidity facilities	12,938.03	1,548.71	14,536.58	1,535.95	13,743.95	1,393.46	13,884.14	1,612.70
6	Other contractual funding obligations	5,481.21	5,481.21	5,347.92	5,347.92	4,303.74	4,241.13	4,115.59	4,025.59
7	Other contingent funding obligations	229,362.92	9,296.33	232,701.55	9,189.17	236,628.98	9,380.16	226,614.14	8,914.06
8	Total Cash Outflows		143,153.90		146,732.68		135,753.34		131,003.08
Cash Inflows									
9	Secured lending (eg. reverse repo)	9,018.11	-	4,657.91	-	3,172.41	-	2,130.44	-
10	Inflows from fully performing exposures	34,209.85	24,150.15	34,751.35	24,671.71	36,368.55	24,909.84	31,469.06	20,819.65
11	Other cash inflows	20,164.89	20,164.89	30,454.88	30,454.88	25,478.59	25,478.59	23,503.92	23,503.92
12	Total Cash Inflows	63,392.85	44,315.04	69,864.14	55,126.59	65,019.55	50,388.43	57,103.42	44,323.57
	Total adjusted Value			Total adjusted Value		Total adjusted Value		Total adjusted Value	
21	Total HQLA		122,173.58		112,336.65		98,417.24		82,905.66
22	Total Net Cash Outflows		98,838.86		91,606.09		85,364.91		86,679.51
23	Liquidity Coverage Ratio %		123.61%		122.63%		115.29%		95.65%

Note: 1) Average for all the quarters is simple average of daily observations for the quarter.

2) Classification of inflows and outflows for determining the run off factors is based on the same estimates and assumptions as used by the Bank for compiling the return submitted to the RBI, which has been relied upon by the auditors.

(₹ in crores)

	Quarter ended 31 March, 2018		Quarter ended 31 December, 2017		Quarter ended 30 September, 2017		Quarter ended 30 June, 2017		
	Total Unweighted Value (average)	Total Weighted Value (average)	Total Unweighted Value (average)	Total Weighted Value (average)	Total Unweighted Value (average)	Total Weighted Value (average)	Total Unweighted Value (average)	Total Weighted Value (average)	
High Quality Liquid Assets									
1	Total High Quality Liquid Assets (HQLAs)	79,973.26	73,116.53	71,834.98	71,379.76				
Cash Outflows									
2	Retail Deposits and deposits from small business customers, of which:	238,884.37	21,478.87	231,420.68	20,762.31	225,670.59	20,248.80	222,834.02	19,970.18
(i)	Stable Deposits	48,191.37	2,409.57	47,595.16	2,379.76	46,365.18	2,318.26	46,264.28	2,313.21
(ii)	Less Stable Deposits	190,693.00	19,069.30	183,825.52	18,382.55	179,305.41	17,930.54	176,569.74	17,656.97
3	Unsecured wholesale funding, of which :	134,036.28	71,532.35	136,167.50	68,709.21	129,994.35	64,211.05	125,377.35	63,394.94
(i)	Operational deposits (all counterparties)	40,656.37	10,158.50	44,378.91	11,089.40	40,099.06	10,019.37	36,389.68	9,091.82
(ii)	Non-operational deposits (all counterparties)	93,379.91	61,373.85	91,788.59	57,619.81	89,895.29	54,191.68	88,987.67	54,303.12
(iii)	Unsecured debt	-	-	-	-	-	-	-	-
4	Secured wholesale funding	805.00	478.26	673.91	618.13				
5	Additional requirements, of which:	37,389.88	28,299.66	49,195.82	38,150.38	34,403.02	22,945.12	30,661.83	22,632.38
(i)	Outflows related to derivative exposures and other collateral requirements	26,614.31	26,614.31	33,064.39	33,064.39	21,302.10	21,302.10	21,433.96	21,433.97
(ii)	Outflows related to loss of funding on debt products	311.69	311.69	2,981.08	2,981.08	186.50	186.50	162.21	162.21
(iii)	Credit and liquidity facilities	10,463.88	1,373.66	13,150.35	2,104.91	12,914.42	1,456.52	9,065.66	1,036.20
6	Other contractual funding obligations	4,128.51	4,038.52	4,003.84	3,913.84	4,035.69	3,945.69	3,591.80	3,501.80
7	Other contingent funding obligations	224,085.43	8,718.93	222,696.55	8,685.97	211,371.82	8,181.74	205,149.55	7,942.22
8	Total Cash Outflows	134,873.33	140,699.97	120,206.31	118,059.65				
Cash Inflows									
9	Secured lending (eg. reverse repo)	673.75	-	673.52	-	1,323.93	-	2,799.40	-
10	Inflows from fully performing exposures	36,820.48	22,956.72	35,799.85	21,898.49	30,901.05	20,233.70	30,430.62	19,018.98
11	Other cash inflows	26,488.54	26,488.54	33,485.59	33,289.34	21,315.71	21,315.72	21,412.85	21,412.85
12	Total Cash Inflows	63,982.77	49,445.26	69,958.96	55,187.83	53,540.69	41,549.42	54,642.87	40,431.83
	Total adjusted Value								
21	Total HQLA	79,973.26	73,116.53	71,834.98	71,379.76				
22	Total Net Cash Outflows	85,428.07	85,512.14	78,656.89	77,627.82				
23	Liquidity Coverage Ratio %	93.61%	85.50%	91.33%	91.95%				

Note: 1) Average for all the quarters is simple average of daily observations for the quarter.

2) Classification of inflows and outflows for determining the run off factors is based on the same estimates and assumptions as used by the Bank for compiling the return submitted to the RBI, which has been relied upon by the auditors.

1.2 Other disclosures

1.2.1 During the year, the Bank has appropriated ₹124.93 crores (previous year ₹101.65 crores) to the Capital Reserve, net of taxes and transfer to statutory reserve, being the gain on sale of HTM investments in accordance with RBI guidelines. As advised by RBI, the Bank has also appropriated ₹0.16 crores (previous year Nil) to the capital reserve, net of taxes and transfer to statutory reserve, being the profit on sale of immovable property.

1.2.2 During the year, the Bank has appropriated ₹600.00 crores to the Investment Fluctuation Reserve in accordance with RBI guidelines.

1.2.3 During the year, the Bank has appropriated ₹0.63 crores (previous year ₹1.62 crores) to Reserve Fund account towards statutory reserve in accordance with guidelines issued by Central Bank of Sri Lanka in respect of Colombo branch operations.

1.2.4 Earnings Per Share ('EPS')

The details of EPS computation is set out below:

	31 March, 2019	31 March, 2018
Basic and Diluted earnings for the year (Net profit after tax) (₹ in crores)	4,676.61	275.68
Basic weighted average no. of shares (in crores)	256.90	244.51
Add: Equity shares for no consideration arising on grant of stock options under ESOP (in crores)	1.58	0.75
Diluted weighted average no. of shares (in crores)	258.48	245.26
Basic EPS (₹)	18.20	1.13
Diluted EPS (₹)	18.09	1.12
Nominal value of shares (₹)	2.00	2.00

Dilution of equity is on account of 9,813,655 stock options and 6,033,509 warrants (previous year 7,517,504 stock options).

1.2.5 Employee Stock Options Scheme ('the Scheme')

Pursuant to the approval of the shareholders in February 2001, the Bank approved an Employee Stock Option Scheme under which eligible employees are granted an option to purchase shares subject to vesting conditions. Over the period till March 2019, pursuant to the approval of the shareholders, the Bank approved ESOP schemes for options aggregating 265,087,000 that vest in a graded manner over 3 years. The options can be exercised within three/five years from the date of the vesting as the case may be. Within the overall ceiling of 265,087,000 stock options approved for grant by the shareholders as stated earlier, the Bank is authorised to issue options to eligible employees and Whole Time Directors of the subsidiary companies.

253,158,700 options have been granted under the Scheme till the previous year ended 31 March, 2018.

On 25 April, 2018, the Bank granted 5,825,000 stock options (each option representing entitlement to one equity share of the Bank) to its eligible employees/directors of the Bank/subsidiary companies at a grant price of ₹504.85 per option. Further, on 7 January, 2019, the Bank granted 630,000 stock options (each option representing entitlement to one equity share of the Bank) to its MD & CEO at a grant price of ₹619.60 per option.

Stock option activity under the Scheme for the year ended 31 March, 2019 is set out below:

	Options outstanding	Range of exercise prices (₹)	Weighted average exercise price (₹)	Weighted average remaining contractual life (Years)
Outstanding at the beginning of the year	29,554,909	217.33 to 535.00	432.45	4.22
Granted during the year	6,455,000	504.85 to 619.60	516.05	-
Forfeited during the year	(748,700)	306.54 to 535.00	500.67	-
Expired during the year	(22,400)	288.96	288.96	-
Exercised during the year	(5,105,935)	217.33 to 535.00	336.29	-
Outstanding at the end of the year	30,132,874	288.96 to 619.60	465.06	4.13
Exercisable at the end of the year	17,138,224	288.96 to 535.00	436.22	2.87

The weighted average share price in respect of options exercised during the year was ₹623.15.

Stock option activity under the Scheme for the year ended 31 March, 2018 is set out below:

	Options outstanding	Range of exercise prices (₹)	Weighted average exercise price (₹)	Weighted average remaining contractual life (Years)
Outstanding at the beginning of the year	29,711,124	217.33 to 535.00	383.16	3.98
Granted during the year	6,885,750	503.00	503.00	-
Forfeited during the year	(810,120)	306.54 to 535.00	470.15	-
Expired during the year	(57,910)	217.33 to 289.51	275.32	-
Exercised during the year	(6,173,935)	217.33 to 535.00	270.47	-
Outstanding at the end of the year	29,554,909	217.33 to 535.00	432.45	4.22
Exercisable at the end of the year	16,062,159	217.33 to 535.00	378.40	2.85

The weighted average share price in respect of options exercised during the year was ₹524.51.

Fair Value Methodology

On applying the fair value based method in Guidance Note on 'Accounting for Employee Share-based Payments' the impact on reported net profit and EPS would be as follows:

	31 March, 2019	31 March, 2018
Net Profit (as reported) (₹ in crores)	4,676.61	275.68
Add: Stock based employee compensation expense included in net income (₹ in crores)	-	-
Less: Stock based employee compensation expense determined under fair value based method (Proforma) (₹ in crores)	(95.04)	(102.86)
Net Profit (Proforma) (₹ in crores)	4,581.57	172.82
Earnings per share: Basic (in ₹)		
As reported	18.20	1.13
Proforma	17.83	0.71
Earnings per share: Diluted (in ₹)		
As reported	18.09	1.12
Proforma	17.77	0.70

During the years ended, 31 March, 2019 and 31 March, 2018, no cost has been incurred by the Bank on ESOPs

issued to the employees of the Bank and employees of subsidiaries under the intrinsic value method.

The fair value of the options is estimated on the date of the grant using the Black-Scholes options pricing model, with the following assumptions:

	31 March, 2019	31 March, 2018
Dividend yield	0.76%	1.16%
Expected life	2.57-4.57 years	2.57-4.57 years
Risk free interest rate	7.07% to 7.63%	6.55% to 6.82%
Volatility	28.78% to 30.82%	31.80% to 33.56%

Volatility is the measure of the amount by which a price has fluctuated or is expected to fluctuate during a period. The measure of volatility used in the Black-Scholes options pricing model is the annualised standard deviation of the continuously compounded rates of return on the stock over a period of time. For calculating volatility, the daily volatility of the stock prices on the National Stock Exchange, over a period prior to the date of grant, corresponding with the expected life of the options has been considered.

The weighted average fair value of options granted during the year ended 31 March, 2019 is ₹164.10 (previous year ₹155.53).

On 27 March, 2019, the Nomination and Remuneration Committee of the Board of Directors of the Bank has approved the grant of upto 10,500,000 stock options to eligible employees. As on March 31, 2019, there have been no allotments of options under this grant. Accordingly, these options have not been considered in the above disclosure and for disclosure of proforma net profit and EPS under fair value method for FY 2018-19.

1.2.6 Proposed Dividend

The Board of Directors, in their meeting held on 25 April, 2019 have proposed a final dividend of ₹1 per equity share amounting to ₹283.08 crores, inclusive of corporate dividend tax. The proposal is subject to the approval of shareholders at the Annual General Meeting.

1.2.7 Segmental reporting

The business of the Bank is divided into four segments: Treasury, Retail Banking, Corporate/Wholesale Banking and Other Banking Business. These segments have been identified based on the RBI's revised guidelines on Segment Reporting issued on 18 April, 2007 vide Circular No. DBOD.No.BP.BC.81/21.04.018/2006-07. The principal activities of these segments are as under:

Segment	Principal Activities
Treasury	Treasury operations include investments in sovereign and corporate debt, equity and mutual funds, trading operations, derivative trading and foreign exchange operations on the proprietary account and for customers. The Treasury segment also includes the central funding unit.
Retail Banking	Constitutes lending to individuals/small businesses through the branch network and other delivery channels subject to the orientation, nature of product, granularity of the exposure and the quantum thereof. Retail Banking activities also include liability products, card services, internet banking, mobile banking, ATM services, depository, financial advisory services and NRI services.

Segment	Principal Activities
Corporate/Wholesale Banking	Includes corporate relationships not included under Retail Banking, corporate advisory services, placements and syndication, project appraisals, capital market related services and cash management services.
Other Banking Business	Includes para banking activities like third party product distribution and other banking transactions not covered under any of the above three segments.

Unallocated assets and liabilities - All items which are reckoned at an enterprise level are classified under this segment such as deferred tax, money received against share warrants, tax paid in advance net of provision etc.

Revenues of the Treasury segment primarily consist of fees and gains or losses from trading operations and interest income on the investment portfolio. The principal expenses of the segment consist of interest expense on funds borrowed from external sources and other internal segments, premises expenses, personnel costs, other direct overheads and allocated expenses.

Revenues of the Corporate/Wholesale Banking segment consist of interest and fees earned on loans given to customers falling under this segment and fees arising from transaction services and merchant banking activities such as syndication and debenture trusteeship. Revenues of the Retail Banking segment are derived from interest earned on loans classified under this segment, fees for banking and advisory services, ATM interchange fees and cards products. Expenses of the Corporate/Wholesale Banking and Retail Banking segments primarily comprise interest expense on deposits and funds borrowed from other internal segments, infrastructure and premises expenses for operating the branch network and other delivery channels, personnel costs, other direct overheads and allocated expenses.

Segment income includes earnings from external customers and from funds transferred to the other segments. Segment result includes revenue as reduced by interest expense and operating expenses and provisions, if any, for that segment. Segment-wise income and expenses include certain allocations. Inter segment interest income and interest expense represent the transfer price received from and paid to the Central Funding Unit (CFU) respectively. For this purpose, the funds transfer pricing mechanism presently followed by the Bank, which is based on historical matched maturity and internal benchmarks, has been used. Operating expenses other than those directly attributable to segments are allocated to the segments based on an activity-based costing methodology. All activities in the Bank are segregated segment-wise and allocated to the respective segment.

Segmental results are set out below:

(₹ in crores)

	31 March, 2019				Total
	Treasury	Corporate/ Wholesale Banking	Retail Banking	Other Banking Business	
Segment Revenue					
Gross interest income (external customers)	13,848.40	17,439.94	23,697.43	-	54,985.77
Other income	2,355.65	4,320.54	5,224.37	1,229.78	13,130.34
Total income as per Profit and Loss Account	16,204.05	21,760.48	28,921.80	1,229.78	68,116.11
Add/(less) inter segment interest income	57,991.83	6,175.11	20,249.77	0.01	84,416.72
Total segment revenue	74,195.88	27,935.59	49,171.57	1,229.79	152,532.83
Less: Interest expense (external customers)	16,884.94	1,170.08	15,222.58	-	33,277.60
Less: Inter segment interest expense	54,359.22	13,520.57	16,536.06	0.87	84,416.72
Less: Operating expenses	414.52	3,800.03	11,265.40	353.45	15,833.40

	31 March, 2019				
	Treasury	Corporate/ Wholesale Banking	Retail Banking	Other Banking Business	Total
Operating profit	2,537.20	9,444.91	6,147.53	875.47	19,005.11
Less: Provision for non-performing assets/others*	690.12	9,026.31	2,248.59	66.00	12,031.02
Segment result	1,847.08	418.60	3,898.94	809.47	6,974.09
Less: Provision for tax					2,297.48
Extraordinary profit/loss					-
Net Profit					4,676.61
Segment assets	283,985.76	238,692.89	268,642.17	337.05	791,657.87
Unallocated assets					9,338.66
Total assets					800,996.53
Segment liabilities	274,441.80	129,036.23	329,975.67	53.89	733,507.59
Unallocated liabilities					812.64
Total liabilities					734,320.23
Net assets	9,543.96	109,656.65	(61,333.49)	283.16	66,676.30
Capital expenditure for the year	15.52	200.43	674.32	14.80	905.07
Depreciation on fixed assets for the year	12.17	157.17	528.78	11.60	709.72

*represents material non-cash items other than depreciation

(₹ in crores)

	31 March, 2018				
	Treasury	Corporate/ Wholesale Banking	Retail Banking	Other Banking Business	Total
Segment Revenue					
Gross interest income (external customers)	11,825.78	14,607.46	19,347.07	-	45,780.31
Other income	3,088.74	2,812.03	3,988.73	1,077.59	10,967.09
Total income as per Profit and Loss Account	14,914.52	17,419.49	23,335.80	1,077.59	56,747.40
Add/(less) inter segment interest income	49,386.08	5,402.38	17,298.22	-	72,086.68
Total segment revenue	64,300.60	22,821.87	40,634.02	1,077.59	128,834.08
Less: Interest expense (external customers)	13,305.80	810.02	13,046.76	-	27,162.58
Less: Inter segment interest expense	45,761.40	12,352.62	13,972.08	0.58	72,086.68
Less: Operating expenses	383.64	3,731.86	9,753.64	121.20	13,990.34
Operating profit	4,849.76	5,927.37	3,861.54	955.81	15,594.48
Less: Provision for non-performing assets/others*	1,759.93	11,852.41	1,860.57	-	15,472.91
Segment result	3,089.83	(5,925.04)	2,000.97	955.81	121.57
Less: Provision for tax					(154.11)
Extraordinary profit/loss					-
Net Profit					275.68
Segment assets	228,322.23	223,754.56	229,710.81	690.55	682,478.15
Unallocated assets					8,851.43
Total assets					691,329.58

	31 March, 2018				Total
	Treasury	Corporate/ Wholesale Banking	Retail Banking	Other Banking Business	
Segment liabilities	230,818.80	132,836.77	263,380.50	25.08	627,061.15
Unallocated liabilities					823.17
Total liabilities					627,884.32
Net assets	(2,496.57)	90,917.79	(33,669.69)	665.47	63,445.26
Capital expenditure for the year	15.15	225.30	501.71	15.14	757.30
Depreciation on fixed assets for the year	11.36	169.01	376.37	11.36	568.10

*represents material non-cash items other than depreciation

Geographic Segments

(₹ in crores)

	Domestic		International		Total	
	31 March, 2019	31 March, 2018	31 March, 2019	31 March, 2018	31 March, 2019	31 March, 2018
Revenue	64,700.02	54,366.73	3,416.09	2,380.67	68,116.11	56,747.40
Assets	753,055.38	630,322.00	47,941.15	61,007.58	800,996.53	691,329.58
Capital Expenditure for the year	902.89	754.29	2.18	3.01	905.07	757.30
Depreciation on fixed assets for the year	707.05	565.53	2.67	2.57	709.72	568.10

1.2.8 Related party disclosure

The related parties of the Bank are broadly classified as:

a) Promoters

The Bank has identified the following entities as its Promoters:

- Administrator of the Specified Undertaking of the Unit Trust of India (SUUTI)
- Life Insurance Corporation of India (LIC)
- General Insurance Corporation, New India Assurance Co. Limited, National Insurance Co. Limited, United India Insurance Co. Limited and The Oriental Insurance Co. Limited.

b) Key Management Personnel

- Mr. Amitabh Chaudhry (MD & CEO) (w.e.f. 1 January, 2019)
- Ms. Shikha Sharma (MD & CEO) (upto 31 December, 2018)
- Mr. V. Srinivasan (Deputy Managing Director) (upto 20 December, 2018)
- Mr. Rajesh Dahiya [Executive Director (Corporate Centre)]
- Mr. Rajiv Anand [Executive Director (Wholesale Banking)]

c) Relatives of Key Management Personnel

Mr. Sanjaya Sharma, Ms. Usha Bharadwaj, Mr. Tilak Sharma, Ms. Tvisha Sharma, Dr. Sanjiv Bharadwaj, Dr. Prashant Bharadwaj, Dr. Brevis Bharadwaj, Dr. Reena Bharadwaj, Ms. Gayathri Srinivasan, Mr. V. Satish, Ms. Camy Satish, Ms. Ananya Srinivasan, Ms. Anagha Srinivasan, Ms. Geetha N., Ms. Chitra R., Ms. Sumathi N., Mr. S. Ranganathan, Mr. R. Narayan, Ms. Gitanjali Anand, Ms. Tara Anand, Ms. Nandita Anand, Mr. P.L. Narain, Mr. P. Srinivas, Ms. Ratna Rao Shekar, Ms. P. Kamashi, Ms. Hemant Dahiya, Ms. Arooshi Dahiya, Ms. Mallika Dahiya, Ms. Jal Medha, Ms. Pooja Rathi, Mr. Jai Prakash Dahiya, Ms. Preeti Chaudhry, Mr. Anagh Chaudhry, Mr. Aruj Chaudhry, Mr. Aryan Chaudhry, Ms. Chhavi Kharb, Mr. Ashok Kharb, Mr. Om Singh Chaudhry, Ms. Kusum Chaudhry.

d) Subsidiary Companies

- Axis Capital Limited
- Axis Private Equity Limited
- Axis Trustee Services Limited
- Axis Asset Management Company Limited
- Axis Mutual Fund Trustee Limited
- Axis Bank UK Limited
- Axis Finance Limited
- Axis Securities Limited
- A.Treds Limited
- Accelyst Solutions Private Limited (w.e.f. 6 October, 2017)
- Freecharge Payment Technologies Private Limited (w.e.f. 6 October, 2017)

e) Step down subsidiary companies

- Axis Capital USA LLC (w.e.f. 2 August, 2017)

Based on RBI guidelines, details of transactions with step down subsidiaries are not disclosed since there is only one entity/party in this category.

The details of transactions of the Bank with its related parties during the year ended 31 March, 2019 are given below:

(₹ in crores)					
Items/Related Party	Promoters	Key Management Personnel	Relatives of Key Management Personnel [#]	Subsidiaries	Total
Dividend paid	-	-	-	-	-
Dividend received	-	-	-	131.10	131.10
Interest paid	554.78	0.41	0.12	17.41	572.72
Interest received	0.13	1.09	-	22.19	23.41
Investment of the Bank	-	-	-	197.17	197.17
Investment in non-equity instruments of related party	341.26	-	-	50.00	391.26
Investment of related party in the Bank	-	17.93	-	-	17.93
Redemption of Hybrid capital/Bonds of the Bank	1,510.00	-	-	-	1,510.00

(₹ in crores)

Items/Related Party	Promoters	Key Management Personnel	Relatives of Key Management Personnel#	Subsidiaries	Total
Purchase of investments	205.00	-	-	-	205.00
Sale of investments	857.07	-	-	-	857.07
Management contracts	-	-	-	18.64	18.64
Remuneration paid	-	18.49	-	-	18.49
Contribution to employee benefit fund	16.53	-	-	-	16.53
Repayment of security deposits by related party	0.12	-	-	-	0.12
Non-funded commitments (issued)	-	-	-	-	-
Repayment of Call/Term lending by related party	-	-	-	352.14	352.14
Swaps/Forward contracts	-	-	-	138.31	138.31
Advance granted (net)	-	-	-	22.15	22.15
Advance repaid	0.45	7.38	-	621.41	629.24
Purchase of loans	-	-	-	-	-
Sell down of loans (including undisbursed loan commitments)	-	-	-	-	-
Receiving of services	120.46	-	-	969.90	1,090.36
Rendering of services	27.88	0.03	-	195.79*	223.70
Sale of foreign exchange currency to related party	-	1.35	0.01	-	1.36
Other reimbursements from related party	-	-	-	22.68	22.68
Other reimbursements to related party	0.66	-	-	1.09	1.75

Details of transactions of the Bank with relatives of KMP are for the period during which the KMP are related parties of the Bank

* Net of reversal of ₹46 crores towards fees receivable from Axis Asset Management Company Limited, pursuant to change in SEBI guidelines

The balances payable to/receivable from the related parties of the Bank as on 31 March, 2019 are given below:

(₹ in crores)

Items/Related Party	Promoters	Key Management Personnel	Relatives of Key Management Personnel	Subsidiaries	Total
Call/Term lending to related party	-	-	-	-	-
Deposits with the Bank	9,146.04	13.91	0.55	378.75	9,539.25
Placement of security deposits	0.31	-	-	-	0.31
Advances	6.62	10.90	0.03	437.58	455.13
Investment of the Bank	-	-	-	2,286.12	2,286.12
Investment in non-equity instruments of related party	290.05	-	-	-	290.05
Investment of related party in the Bank	93.60	0.08	-	-	93.68
Non-funded commitments	3.33	-	-	-	3.33
Investment of related party in Hybrid capital/ Bonds of the Bank	2,790.00	-	-	-	2,790.00
Payable under management contracts	-	-	-	-	-
Other receivables (net)	-	-	-	17.94	17.94
Other payables (net)	-	-	-	88.19	88.19

The maximum balances payable to/receivable from the related parties of the Bank during the year ended 31 March, 2019 are given below:

(₹ in crores)

Items/Related Party	Promoters	Key Management Personnel	Relatives of Key Management Personnel	Subsidiaries	Total
Deposits with the Bank	17,078.36	22.86	5.49	890.52	17,997.23
Placement of deposits	0.43	-	-	-	0.43
Advances	154.79	19.66	0.17	1,172.33	1,346.95
Investment of the Bank	-	-	-	2,286.12	2,286.12
Investment of related party in the Bank	135.32	0.52	-	-	135.84
Investment in non-equity instruments of related party	290.05	-	-	-	290.05
Non-funded commitments	3.35	-	-	0.05	3.40
Call lending	-	-	-	340.78	340.78
Swaps/Forward contracts	-	-	-	3.03	3.03
Investment of related party in Hybrid Capital/Bonds of the Bank	4,300.00	-	-	-	4,300.00
Payable under management contracts	-	3.70	-	-	3.70
Other receivables (net)	-	-	-	55.02	55.02
Other payables (net)	-	-	-	88.19	88.19

The details of transactions of the Bank with its related parties during the year ended 31 March, 2018 are given below:

(₹ in crores)

Items/Related Party	Promoters	Key Management Personnel	Relatives of Key Management Personnel [#]	Subsidiaries	Total
Dividend paid	343.52	1.08	-	-	344.60
Dividend received	-	-	-	256.06	256.06
Interest paid	545.58	0.22	0.19	15.48	561.47
Interest received	0.02	0.77	-	29.92	30.71
Investment of the Bank	-	-	-	325.00	325.00
Investment in non-equity instruments of related party	393.00	-	-	100.00	493.00
Investment of related party in the Bank	1,200.00	33.75	-	-	1,233.75
Redemption of Hybrid capital/Bonds of the Bank	-	-	-	-	-
Purchase of investments	188.69	-	-	-	188.69
Sale of investments	868.73	1.12	-	-	869.85
Management contracts	-	-	-	15.63	15.63
Remuneration paid	-	12.18	-	-	12.18
Contribution to employee benefit fund	16.16	-	-	-	16.16
Placement of deposits	0.05	-	-	-	0.05
Non-funded commitments (issued)	0.20	-	-	0.05	0.25

(₹ in crores)

Items/Related Party	Promoters	Key Management Personnel	Relatives of Key Management Personnel#	Subsidiaries	Total
Call/Term lending to related party	-	-	-	311.94	311.94
Swaps/Forward contracts	-	-	-	131.65	131.65
Advance granted (net)	-	7.99	-	858.24	866.23
Advance repaid	6.50	0.04	-	-	6.54
Purchase of loans	-	-	-	18.17	18.17
Sell down of loans (including undisbursed loan commitments)	-	-	-	64.87	64.87
Receiving of services	105.28	-	-	785.10	890.38
Rendering of services	17.42	0.05	-	264.40	281.87
Sale of foreign exchange currency to related party	-	1.29	-	-	1.29
Other reimbursements from related party	-	-	-	8.11	8.11
Other reimbursements to related party	0.75	-	-	3.73	4.48

Details of transactions of the Bank with relatives of KMP are for the period during which the KMP are related parties of the Bank

The balances payable to/receivable from the related parties of the Bank as on 31 March, 2018 are given below:

(₹ in crores)

Items/Related Party	Promoters	Key Management Personnel	Relatives of Key Management Personnel	Subsidiaries	Total
Call/Term lending to related party	-	-	-	312.84	312.84
Deposits with the Bank	6,213.80	4.33	3.46	381.55	6,603.14
Placement of security deposits	0.43	-	-	-	0.43
Advances	7.07	18.31	0.04	1,016.33	1,041.75
Investment of the Bank	-	-	-	2,092.71	2,092.71
Investment in non-equity instruments of related party	205.70	-	-	-	205.70
Investment of related party in the Bank	135.29	0.50	-	-	135.79
Non-funded commitments	3.35	-	-	0.05	3.40
Investment of related party in Hybrid capital/Bonds of the Bank	4,300.00	-	-	-	4,300.00
Payable under management contracts	-	3.70	-	-	3.70
Other receivables (net)	-	-	-	35.52	35.52
Other payables (net)	-	-	-	51.85	51.85

The maximum balances payable to/receivable from the related parties of the Bank during the year ended 31 March, 2018 are given below:

(₹ in crores)

Items/Related Party	Promoters	Key Management Personnel	Relatives of Key Management Personnel	Subsidiaries	Total
Deposits with the Bank	10,153.25	17.12	5.78	830.10	11,006.25
Placement of security deposits	0.43	-	-	-	0.43
Advances	16.76	18.31	0.09	1,402.57	1,437.73
Investment of the Bank	-	-	-	2,092.71	2,092.71
Investment of related party in the Bank	137.76	0.50	-	-	138.26
Investment in non-equity instruments of related party	393.00	-	-	100.00	493.00
Non-funded commitments	3.39	-	-	0.05	3.44
Call lending	-	-	-	312.89	312.89
Swaps/Forward contracts	-	-	-	3.20	3.20
Investment of related party in Hybrid capital/Bonds of the Bank	4,300.00	-	-	-	4,300.00
Payable under management contracts	-	3.70	-	-	3.70
Other receivables (net)	-	-	-	54.31	54.31
Other payables (net)	-	-	-	80.98	80.98

The transactions with Promoters and Key Management Personnel excluding those under management contracts are in nature of the banker-customer relationship.

Details of transactions with Axis Mutual Fund the fund floated by Axis Asset Management Company Ltd., the Bank's subsidiary has not been disclosed since the entity does not qualify as Related Parties as defined under the Accounting Standard 18, Related Party Disclosure, as notified under Section 2(2) and Section 133 of the Companies Act, 2013 and as per RBI guidelines.

The significant transactions between the Bank and related parties during the year ended 31 March, 2019 and 31 March, 2018 are given below. A specific related party transaction is disclosed as a significant related party transaction wherever it exceeds 10% of the aggregate value of all related party transactions in that category:

(₹ in crores)

Particulars	Year ended 31 March, 2019	Year ended 31 March, 2018
Dividend paid		
Life Insurance Corporation of India	-	165.04
Administrator of the Specified Undertaking of the Unit Trust of India	-	137.42
Dividend received		
Axis Finance Limited	-	121.28
Axis Capital Limited	117.60	102.90
Axis Trustee Services Limited	13.50	12.38
Interest paid		
Life Insurance Corporation of India	503.97	502.36

(₹ in crores)

Particulars	Year ended 31 March, 2019	Year ended 31 March, 2018
Interest received		
Axis Finance Limited	10.93	15.31
Axis Bank UK Limited	10.12	12.47
Investment of the Bank		
Axis Finance Limited	-	125.00
Accelyst Solutions Private Limited	-	100.00
Freecharge Payment Technologies Private Limited	-	100.00
Axis Bank UK Limited	183.77	-
Investment in non-equity instruments of related party		
United India Insurance Co. Limited	241.26	393.00
Oriental Insurance Co. Limited	100.00	-
Axis Finance Limited	50.00	100.00
Investment of related party in the Bank		
Life Insurance Corporation of India	-	1,200.00
Ms. Shikha Sharma	8.67	17.36
Mr. Rajiv Anand	4.05	6.71
Mr. Rajesh Dahiya	5.22	1.65
Redemption of Subordinated Debts		
Life Insurance Corporation of India	1,500.00	-
Purchase of investments		
United India Insurance Co. Limited	-	188.69
Oriental Insurance Co. Limited	205.00	-
Sale of investments		
New India Assurance Co. Limited	195.00	421.03
General Insurance Corporation Co. Limited	335.02	230.00
United India Insurance Co. Limited	141.29	157.44
Oriental Insurance Co. Limited	145.76	25.25
Management contracts		
Axis Securities Limited	6.61	7.05
A Treds Ltd	6.53	1.92
Axis Capital Limited	2.68	3.49
Axis Trustee Services Limited	2.80	3.10
Remuneration paid		
Ms. Shikha Sharma	6.83	4.84
Mr. V. Srinivasan	4.53	3.12
Mr. Rajiv Anand	3.18	2.44
Mr. Rajesh Dahiya	2.68	1.78
Contribution to employee benefit fund		
Life Insurance Corporation of India	16.53	16.16

(₹ in crores)

Particulars	Year ended 31 March, 2019	Year ended 31 March, 2018
Placement of security deposits		
Life Insurance Corporation of India	-	0.05
Repayment of Call/Term lending by related party		
Axis Bank UK Limited	352.14	311.94
Swaps/Forward contracts		
Axis Bank UK Limited	138.31	131.65
Advance granted (net)		
Axis Finance Limited	-	848.20
Axis Capital Limited	19.43	0.02
Accelyst Solutions Private Limited	2.60	-
Advance repaid		
Life Insurance Corporation of India	0.45	6.50
Axis Bank UK Limited	183.77	-
Axis Finance Limited	427.61	-
Purchase of loans		
Axis Bank UK Limited	-	18.17
Sell down of loans (including undisbursed loan commitments)		
Axis Bank UK Limited	-	64.87
Receiving of services		
Axis Securities Limited	878.80	740.45
Rendering of services		
Axis Asset Management Company Limited	226.47	249.67
Sale of foreign exchange currency to related party		
Ms. Shikha Sharma	1.14	1.29
Mr. Amitabh Choudhry	0.15	N.A.
Other reimbursements from related party		
Axis Capital Limited	3.90	4.10
Accelyst Solutions Private Limited	14.40	-
Axis Asset Management Company Limited	1.81	2.55
Other reimbursements to related party		
Axis Securities Limited	0.13	2.95
Life Insurance Corporation of India	0.66	0.75
Accelyst Solutions Private Limited	-	0.47
Axis Capital Limited	0.22	0.17
Axis Bank UK Limited	0.57	0.11

1.2.9 Leases

Disclosure in respect of assets taken on operating lease

This comprise of office premises/ATMs, cash deposit machines, staff quarters, electronic data capturing machines and IT equipment.

(₹ in crores)

	31 March, 2019	31 March, 2018
Future lease rentals payable as at the end of the year:		
- Not later than one year	775.07	718.43
- Later than one year and not later than five years	2,444.94	2,224.30
- Later than five years	2,235.49	1,844.71
Total of minimum lease payments recognised in the Profit and Loss Account for the year	833.95	800.26
Total of future minimum sub-lease payments expected to be received under non-cancellable subleases	5.50	4.25
Sub-lease payments recognised in the Profit and Loss Account for the year	2.08	0.60

The Bank has sub-leased certain of its properties taken on lease.

There are no provisions relating to contingent rent.

The terms of renewal/purchase options and escalation clauses are those normally prevalent in similar agreements. There are generally no undue restrictions or onerous clauses in the agreements.

Disclosure in respect of assets given on operating lease

(₹ in crores)

	31 March, 2019	31 March, 2018
Gross carrying amount of premises at the end of the year	157.91	-
Accumulated depreciation at the end of the year	8.63	-
Total depreciation charged to profit and loss account for the year	0.65	-
Future lease rentals receivable as at the end of the year:		
- Not later than one year	28.99	-
- Later than one year and not later than five years	116.54	-
- Later than five years	100.08	-

There are no provisions relating to contingent rent.

1.2.10 Movement in fixed assets capitalised as application software (included in other Fixed Assets)

(₹ in crores)

Particulars	31 March, 2019	31 March, 2018
At cost at the beginning of the year	1,291.64	1,059.56
Additions during the year*	319.54	232.10
Deductions during the year	(0.22)	(0.02)
Accumulated depreciation as at 31 March	(1,056.47)	(857.75)
Closing balance as at 31 March	554.49	433.89
Depreciation charge for the year	198.72	166.09

*includes movement on account of exchange rate fluctuation

1.2.11 The major components of deferred tax assets and deferred tax liabilities arising out of timing differences are as under:

(₹ in crores)		
As at	31 March, 2019	31 March, 2018
Deferred tax assets on account of provisions for loan losses	7,072.93	6,626.72
Deferred tax assets on account of amortisation of HTM investments	8.35	11.28
Deferred tax assets on account of provision for employee benefits	97.12	92.73
Deferred tax assets on account of other items	547.26	273.64
Deferred tax assets	7,725.66	7,004.37
Deferred tax liabilities on account of depreciation on fixed assets	61.14	103.10
Deferred tax liabilities on account of other items	23.79	24.92
Deferred tax liabilities	84.93	128.02
Net Deferred tax assets	7,640.73	6,876.35

1.2.12 Employee Benefits

Provident Fund

The rules of the Bank's Provident Fund administered by a Trust require that if the Board of Trustees are unable to pay interest at the rate declared for Employees' Provident Fund by the Government under para 60 of the Employees' Provident Fund Scheme, 1952 for the reason that the return on investment is less or for any other reason, then the deficiency shall be made good by the Bank. Based on an actuarial valuation conducted by an independent actuary, there is no deficiency as at the Balance Sheet date.

The following tables summarise the components of net benefit expenses recognised in the Profit and Loss Account and funded status and amounts recognised in the Balance Sheet for the Provident Fund benefit plan (including staff deputed at subsidiaries).

Profit and Loss Account

Net employee benefit expenses (recognised in payments to and provisions for employees)

(₹ in crores)		
	31 March, 2019	31 March, 2018
Current Service Cost*	98.60	88.99
Interest on Defined Benefit Obligation	159.70	127.95
Expected Return on Plan Assets	(189.59)	(171.00)
Net Actuarial Losses/(Gains) recognised in the year	29.89	43.05
Total included in "Employee Benefit Expense" [Schedule 16(I)]	98.60	88.99
Actual Return on Plan Assets	132.30	140.05

* includes contribution of ₹0.52 crores towards staff deputed at subsidiaries (previous year ₹0.46 crores)

Balance Sheet

Details of provision for provident fund

	(₹ in crores)	
	31 March, 2019	31 March, 2018
Fair Value of Plan Assets	2,245.71	2,006.65
Present Value of Funded Obligations	(2,245.71)	(2,006.65)
Net Asset	-	-
Amounts in Balance Sheet		
Liabilities	-	-
Assets	-	-
Net Asset	-	-

Changes in the present value of the defined benefit obligation are as follows:

	(₹ in crores)	
	31 March, 2019	31 March, 2018
Change in Defined Benefit Obligation		
Opening Defined Benefit Obligation	2,006.65	1,688.78
Current Service Cost	98.60	88.99
Interest Cost	159.70	127.95
Actuarial Losses/(Gains)	(27.40)	12.10
Employees Contribution	217.42	200.76
Liability transferred from/to other companies	(16.45)	(14.62)
Benefits Paid	(192.81)	(97.31)
Closing Defined Benefit Obligation	2,245.71	2,006.65

Changes in the fair value of plan assets are as follows:

	(₹ in crores)	
	31 March, 2019	31 March, 2018
Change in the Fair Value of Assets		
Opening Fair Value of Plan Assets	2,006.65	1,688.78
Expected Return on Plan Assets	189.59	171.00
Actuarial Gains/(Losses)	(57.29)	(30.95)
Employer contribution during the period	98.60	88.99
Employee contribution during the period	217.42	200.76
Assets transferred from/to other companies	(16.45)	(14.62)
Benefits Paid	(192.81)	(97.31)
Closing Fair Value of Plan Assets	2,245.71	2,006.65

Experience adjustments*

	(₹ in crores)				
	31 March, 2019	31 March, 2018	31 March, 2017	31 March, 2016	31 March, 2015
Defined Benefit Obligations	2,245.71	2,006.65	1,688.78	1,439.02	1,241.53
Plan Assets	2,245.71	2,006.65	1,688.78	1,439.02	1,241.53
Surplus/(Deficit)	-	-	-	-	-
Experience Adjustments on Plan Liabilities	(27.40)	12.10	20.83	12.08	(1.78)
Experience Adjustments on Plan Assets	(57.29)	(30.95)	0.58	(6.16)	(3.99)

* information provided to the extent available with the Bank

Major categories of plan assets (managed by Insurers) as a percentage of fair value of total plan assets

	31 March, 2019 %	31 March, 2018 %
Government securities	55.91	53.75
Bonds, debentures and other fixed income instruments	40.00	42.16
Equity shares	3.77	3.79
Others	0.32	0.30

	31 March, 2019	31 March, 2018
Discount rate for the term of the obligation	7.65%	7.95%
Average historic yield on the investment portfolio	8.88%	8.90%
Discount rate for the remaining term to maturity of the investment portfolio	7.55%	7.68%
Expected investment return	8.98%	9.17%
Guaranteed rate of return	8.65%	8.55%

The contribution to the employee's provident fund (including Employee Pension Scheme) amounted to ₹161.28 crores (previous year ₹149.49 crores) for the year.

The Hon'ble Supreme Court of India ("SC") by an order dated 28 February, 2019 in one case, set out the principles based on which allowances paid to the employees should be identified for inclusion in basic wages for the purposes of computation of Provident Fund contribution. Subsequently, a review petition against this decision has been filed and is pending before the SC for disposal. Pending decision on the subject review petition and directions from the Employees' Provident Fund Organisation, no effect of the said order has been given in the financial statements.

Superannuation

The Bank contributed ₹16.29 crores (previous year ₹15.91 crores) to the employees' superannuation plan for the year.

National Pension Scheme (NPS)

During the year, the Bank contributed ₹5.19 crores (previous year ₹3.82 crores) to the NPS for employees who have opted for the scheme.

Leave Encashment

The liability of compensated absences of accumulated privileged leave of employees of the Bank is given below:

	(₹ in crores)	
	31 March, 2019	31 March, 2018
Liability – Privilege Leave	247.35	243.82*
Total included in “Employee Benefit Expense” [Schedule 16(I)]	46.62	47.33
Assumptions		
Discount rate	-	7.95% p.a.*
Salary escalation rate	-	7.00% p.a.*

* based on actuarial valuation

Gratuity

The following tables summarise the components of net benefit expenses recognised in the Profit and Loss Account and funded status and amounts recognised in the Balance Sheet for the Gratuity benefit plan.

Profit and Loss Account

Net employee benefit expenses (recognised in payments to and provisions for employees)

	(₹ in crores)	
	31 March, 2019	31 March, 2018
Current Service Cost	44.67	39.07
Interest on Defined Benefit Obligation	29.15	22.81
Expected Return on Plan Assets	(24.61)	(21.68)
Net Actuarial Losses/(Gains) recognised in the year	7.86	(16.24)
Past Service Cost	-	28.33
Total included in “Employee Benefit Expense” [Schedule 16(I)]	57.07	52.29
Actual Return on Plan Assets	33.97	26.27

Balance Sheet

Details of provision for gratuity

	(₹ in crores)	
	31 March, 2019	31 March, 2018
Fair Value of Plan Assets	391.91	323.72
Present Value of Funded Obligations	(402.15)	(342.56)
Unrecognised past service cost	2.33	-
Net Asset	(7.91)	(18.84)
Amounts in Balance Sheet		
Liabilities	7.91	18.84
Assets	-	-
Net Liability (included under Schedule 5 – Other Liabilities)	(7.91)	(18.84)

Changes in the present value of the defined benefit obligation are as follows:

	(₹ in crores)	
	31 March, 2019	31 March, 2018
Change in Defined Benefit Obligation		
Opening Defined Benefit Obligation	342.56	284.83
Current Service Cost	44.67	39.07
Interest Cost	29.15	22.81
Actuarial Losses/(Gains)	17.22	(11.65)
Past service cost	2.33	28.33
Benefits Paid	(33.78)	(20.83)
Closing Defined Benefit Obligation	402.15	342.56

Changes in the fair value of plan assets are as follows:

	(₹ in crores)	
	31 March, 2019	31 March, 2018
Change in the Fair Value of Assets		
Opening Fair Value of Plan Assets	323.72	279.65
Expected Return on Plan Assets	24.61	21.68
Actuarial Gains/(Losses)	9.36	4.59
Contributions by Employer	68.00	38.63
Benefits Paid	(33.78)	(20.83)
Closing Fair Value of Plan Assets	391.91	323.72

Experience adjustments

	(₹ in crores)				
	31 March, 2019	31 March, 2018	31 March, 2017	31 March, 2016	31 March, 2015
Defined Benefit Obligations	402.15	342.56	284.83	232.55	206.96
Plan Assets	391.91	323.72	279.65	232.56	209.49
Surplus/(Deficit)	(10.24)	(18.84)	(5.18)	0.01	2.53
Experience Adjustments on Plan Liabilities	7.50	4.39	6.64	2.78	1.06
Experience Adjustments on Plan Assets	9.36	4.59	(1.64)	(5.36)	1.27

Major categories of plan assets (managed by Insurers) as a percentage of fair value of total plan assets

	31 March, 2019	31 March, 2018
	%	%
Government securities	37.43	49.04
Bonds, debentures and other fixed income instruments	47.82	39.82
Money market instruments	5.38	8.70
Equity shares	2.00	2.22
Others	7.37	0.22

Principal actuarial assumptions at the Balance Sheet date:

	31 March, 2019	31 March, 2018
Discount Rate	7.65% p.a.	7.95% p.a.
Expected Rate of Return on Plan Assets	7.50% p.a.	7.50% p.a.
Salary Escalation Rate	7.00% p.a.	7.00% p.a.
Employee Turnover		
- 18 to 30 (age in years)	20.00%	20.00%
- 31 to 44 (age in years)	10.00%	10.00%
- 45 to 59 (age in years)	5.00%	5.00%

The estimates of future salary increases considered in actuarial valuation take account of inflation, seniority, promotion and other relevant factors.

The expected rate of return on plan assets is based on the average long-term rate of return expected on investments of the Fund during the estimated term of the obligations.

As the contribution expected to be paid to the plan during the annual period beginning after the balance sheet date is based on various internal/external factors, a best estimate of the contribution is not determinable.

The above information is as certified by the actuary and relied upon by the auditors.

1.2.13 Provisions and contingencies

- a) Movement in provision for frauds included under other liabilities is set out below:

	31 March, 2019	31 March, 2018
Opening balance at the beginning of the year	60.98	59.40
Additions during the year	0.78	2.00
Reductions on account of payments during the year	-	(0.15)
Reductions on account of reversals during the year	(8.18)	(0.27)
Closing balance at the end of the year	53.58	60.98

- b) Other liabilities include provision for reward points made on actuarial basis, the movement of which is set out below:

	31 March, 2019	31 March, 2018
Opening provision at the beginning of the year	143.94	110.45
Provision made during the year	127.22	89.05
Reductions during the year	(65.26)	(55.56)
Closing provision at the end of the year	205.90	143.94

- c) Movement in provision for other contingencies is set out below:

	(₹ in crores)	
	31 March, 2019	31 March, 2018
Opening provision at the beginning of the year	150.66	595.62
Provision made during the year	655.26	342.25
Reductions during the year	(617.93)	(787.21)
Closing provision at the end of the year	187.99	150.66

Closing provision includes provision for legal cases and other contingencies. Provisions made and reductions during the year also include contingent provision for advances.

1.2.14 Small and Micro Enterprises

Under the Micro, Small and Medium Enterprises Development Act, 2006 which came into force from 2 October, 2006, certain disclosures are required to be made relating to Micro, Small and Medium enterprises. There have been no reported cases of delays in payments to micro and small enterprises or of interest payments due to delays in such payments. The above is based on the information available with the Bank which has been relied upon by the auditors.

1.2.15 Corporate Social Responsibility (CSR)

- a) Amount required to be spent by the Bank on CSR during the year ₹127.94 crores (previous year ₹186.82 crores).
- b) Amount spent towards CSR during the year and recognized as expense in the statement of profit and loss on CSR related activities is ₹137.59 crores (previous year ₹133.77 crores), which comprise of following –

	31 March, 2019			31 March, 2018		
	In cash	Yet to be paid in cash (i.e. provision)	Total	In cash	Yet to be paid in cash (i.e. provision)	Total
Construction/ acquisition of any asset	11.89	-	11.89	2.22	-	2.22
On purpose other than above	125.13	0.57	125.70	124.28	7.27	131.55

1.2.16 Description of contingent liabilities

- a) Claims against the Bank not acknowledged as debts

These represent claims filed against the Bank in the normal course of business relating to various legal cases currently in progress. These also include demands raised by income tax authorities and disputed by the Bank. Apart from claims assessed as possible, the Bank holds provision of ₹56.06 crores as on 31 March, 2019 (previous year ₹42.70 crores) towards claims assessed as probable.

- b) Liability for partly paid investments

This represents amounts remaining unpaid towards liability for partly paid investments.

c) Liability on account of forward exchange and derivative contracts

The Bank enters into foreign exchange contracts, currency options/swaps, interest rate/currency futures and forward rate agreements on its own account and for customers. Forward exchange contracts are commitments to buy or sell foreign currency at a future date at the contracted rate. Currency swaps are commitments to exchange cash flows by way of interest/principal in two currencies, based on ruling spot rates. Interest rate swaps are commitments to exchange fixed and floating interest rate cash flows. Interest rate futures are standardised, exchange-traded contracts that represent a pledge to undertake a certain interest rate transaction at a specified price, on a specified future date. Forward rate agreements are agreements to pay or receive a certain sum based on a differential interest rate on a notional amount for an agreed period. A foreign currency option is an agreement between two parties in which one grants to the other the right to buy or sell a specified amount of currency at a specific price within a specified time period or at a specified future time. An Exchange Traded Currency Option contract is a standardised foreign exchange derivative contract, which gives the owner the right, but not the obligation, to exchange money denominated in one currency into another currency at a pre-agreed exchange rate on a specified date on the date of expiry. Currency Futures contract is a standardised, exchange-traded contract, to buy or sell a certain underlying currency at a certain date in the future, at a specified price. The amount of contingent liability represents the notional principal of respective forward exchange and derivative contracts.

d) Guarantees given on behalf of constituents

As a part of its banking activities, the Bank issues guarantees on behalf of its customers to enhance their credit standing. Guarantees represent irrevocable assurances that the Bank will make payments in the event of the customer failing to fulfill its financial or performance obligations.

e) Acceptances, endorsements and other obligations

These include documentary credit issued by the Bank on behalf of its customers and bills drawn by the Bank's customers that are accepted or endorsed by the Bank.

f) Other items

Other items represent outstanding amount of bills rediscounted by the Bank, estimated amount of contracts remaining to be executed on capital account, notional principal on account of outstanding Tom/Spot foreign exchange contracts, commitments to venture capital funds/alternate investment funds, commitments towards underwriting and investment in equity through bids under Initial Public Offering (IPO) of corporates as at the year end, demands raised by statutory authorities (other than income tax) and disputed by the Bank and amount transferred to Depositor Education and Awareness Fund (DEAF).

During earlier years, the Bank, through one of its overseas branches, had arranged Trade Credit (Buyers Credit loans) against Letters of Undertaking (LOUs) issued by Punjab National Bank (PNB), which were subsequently alleged as fraudulent by PNB. Prior to this declaration by PNB, such buyer's credit loans were sold down in the secondary market by the overseas branch to various participating banks under Risk Participation Agreements. As on 31 March 2019, there is no funded exposure outstanding in the overseas branch pursuant to such sell down. PNB has repaid the aggregate amount of all LOUs due upto 31 March 2019, pursuant to an undertaking issued to PNB, and made remittance to the overseas branch which has been passed on for onward payment to the participating banks. Based on the facts and circumstances of the case, internal findings and legal opinion, the Bank does not expect PNB has any valid right at this point in time, for refund by the Bank of the aggregate amount paid by PNB towards LOUs due upto 31 March 2019. However, as a matter of prudence, the aggregate amount of LOUs issued by PNB to the overseas branch against which buyer's credit was extended, aggregating to ₹4,082.51 crores has been disclosed as part of Contingent Liabilities in the Balance Sheet.

The Bank has a process whereby periodically all long term contracts (including derivative contracts) are assessed for material foreseeable losses. At the year end, the Bank has reviewed and recorded adequate provision as required under any law/accounting standards for material foreseeable losses on such long term contracts (including derivative contracts) in the books of account and disclosed the same under the relevant notes in the financial statements, where applicable.

1.2.17 Previous year figures have been regrouped and reclassified, where necessary to conform to current year's presentation.

In terms of our report attached.

For Axis Bank Ltd.

For Haribhakti & Co. LLP

Chartered Accountants

Firm Registration No.: 103523W/W100048

Sanjiv Misra

Chairman

Purushottam Nyati

Partner

Membership No.: 118970

Samir K. Barua

Director

S. Vishvanathan

Director

B. Babu Rao

Director

Amitabh Chaudhry

Managing Director & CEO

Date: 25 April, 2019

Place: Mumbai

Girish V. Koliyote

Company Secretary

Jairam Sridharan

Chief Financial Officer

Rakesh Makhija

Director

Girish Paranjpe

Director

Independent Auditor's Report

To the Members of Axis Bank Limited

Report on the Audit of the Consolidated Financial Statements

Opinion

We have audited the accompanying consolidated financial statements of Axis Bank Limited (hereinafter referred to as "the Bank") and its subsidiaries (the Bank and its subsidiaries together referred to as "the Group"), comprising of the Consolidated Balance Sheet as at March 31, 2019, the Consolidated Profit and Loss Account and the Consolidated Cash Flow Statement for the year then ended, and notes to the consolidated financial statements including a summary of the significant accounting policies and other explanatory information (hereinafter referred to as "the consolidated financial statements").

In our opinion and to the best of our information and according to the explanations given to us and based on the consideration of reports of other auditors on separate financial statements and on the other financial information of the subsidiaries, the aforesaid consolidated financial statements give the information required by the Companies Act, 2013 ("the Act") in the manner so required and give a true and fair view in conformity with the accounting principles generally accepted in India, of the consolidated state of affairs of the Group as at March 31, 2019, the consolidated profit and the consolidated cash flows for the year ended on that date.

Basis for Opinion

We conducted our audit in accordance with the Standards on Auditing (SAs) specified under section 143(10) of the Act. Our responsibilities under those Standards are further described in the Auditor's Responsibilities for the Audit of the consolidated financial statements section of our report. We are independent of the Group in accordance with the Code of Ethics issued by the Institute of Chartered Accountants of India ("ICAI") together with the ethical requirements that are relevant to our audit of the consolidated financial statements under the provisions of the Act and rules thereunder and we have fulfilled our other ethical responsibilities in accordance with these requirements and the Code of Ethics. We believe that the audit evidence we have obtained is sufficient and appropriate to provide a basis for our opinion.

Key Audit Matters

Key audit matters are those matters that, in our professional judgment, were of most significance in our audit of the consolidated financial statements of the current period. These matters were addressed in the context of our audit of the consolidated financial statements as a whole, and in forming our opinion thereon, and we do not provide a separate opinion on these matters. We have determined the matters described below to be the key audit matters to be communicated in our report.

Key Audit Matter	Procedure performed
IT Controls Framework Axis Bank has a complex IT architecture to support its day to day business operations. The volume of transactions processed and recorded is huge. Moreover, a transaction may be required to be recorded across multiple applications depending upon the process. Each application has different rules incorporated in it and a different set of user access and authority matrix. These applications are interlinked using different technologies. Data transfer happens in real time or at a particular time of the day; in batches or at a transaction level and in an automated manner or manually. The Core Banking Solution (CBS) itself has many interfaces. All these data streams directly affect financial reporting.	IT audit specialists are an integral part of our engagement team. Our approach of testing IT General Controls (ITGC) and IT Application Controls (ITAC) is risk based and business centric. As a part of our IT controls testing, we have tested ITGC as well as ITAC. The focus of testing of ITGCs was based on the various parameters such as Completeness, Validity, Identification, Authentication, Authorization, Integrity and Accountability. On the other hand, focus of testing automated controls from applications was whether the controls prevent or detect unauthorized transactions and support financial objectives including completeness, accuracy, authorization and validity of transactions.

Key Audit Matter

The Bank has a process for identifying the applications where the controls are embedded. It also has a process to ensure that systems, processes and controls remain relevant. The Bank's IT control framework includes automated, semi-automated and manual controls designed to address identified risks. IT controls are stated in Entity Level Controls (ELC), IT General Controls (ITGC) and IT Application Controls (ITAC).

We regard this area as a Key Audit Matter as the Bank's business is highly dependent on technology, the IT environment is complex and the design and operating effectiveness of IT controls have a direct impact on a financial reporting process. Review of these controls allows us to provide assurance on the integrity and completeness of data processed through various IT applications which are used for the preparation of financial reports.

Procedure performed

We gathered a comprehensive understanding of IT applications landscape implemented at the Bank. It was followed by process understanding, mapping of applications to the same and understanding financial risks posed by people-process and technology.

In ITGC testing we reviewed, on sample basis, control areas such as User Management, Change Management, Systems Security, Incident Management, Physical & Environmental Security, Backup and Restoration, Business Continuity and Disaster Recovery, Service Level Agreement.

For ITAC, we carried out on sample basis, compliance tests of system functionality in order to assess the accuracy of system calculations. We also carried out procedures such as validations and limit checks on data entered into applications, approvals, process dependencies and restriction on time period in which transactions may be recorded.

We tested the control environment using various techniques such as inquiry, review of documentation/record/reports, observation and re-performance. We also tested few controls using negative testing technique. We had taken adequate samples of instances for our tests.

Wherever deviations were noted either the same were explained to our satisfaction or we suitably modified our testing procedures to draw comfort.

Provisions and Write off of Advances

The Bank's portfolio of advances to customers amounts to ₹4,94,79,797 Lacs as at March 31, 2019 comprising of ₹2,37,22,782 Lacs towards its Corporate Customers ("Wholesale Banking" customers) and ₹2,57,57,015 Lacs towards its Retail Customers ("Retail banking" customers). As required under Income Recognition, Asset Classification and provisioning norms (IRAC norms) and other circulars, notifications and directives issued by the Reserve Bank of India (RBI), the Bank classifies advances into performing and non-performing advances which consists of Standard, Sub-standard, Doubtful and Loss and makes appropriate provisions.

The Bank, on case to case basis, as per its governing framework, identifies standard advances which require higher provision based on its evaluation of risk and internal ratings. The Bank also identifies sectors wherein the Bank perceives stress and makes higher provisions. Additionally, the Bank also identifies accounts which are to be technical written off based on the framework approved by the Bank's Board of Directors.

The provisions for such advances and technical write off is a Key Audit Matter as the Bank has significant credit risk exposure to a large number of borrowers across a wide range of borrowers, products, industries and geographies and there is a high degree of complexity and judgement involved in recoverability of advances, estimating the provisions thereon and identification of accounts to be written off.

The same resulted in significant audit effort to address the risks around loan recoverability and the determination of related provisions and write off.

Provisions for Corporate advances against specific individual loans (wholesale banking)

1. Testing the key controls over borrower risk grading for wholesale loans (larger customer exposures that are monitored individually) for classification of such loans as performing or non-performing advances.
 - We tested on sample basis, the approval of new lending facilities against the Bank's credit policies, the performance of annual loan assessments, and controls over the monitoring of credit quality.
 - We have assessed the process for classification by the management including identification of non-performing assets.
 - We tested on sample basis loans to form our own assessment as to whether impairment events had occurred and to assess whether impairments had been identified in a timely manner.
 - For the selected non-performing loans, we assessed management's forecast and inputs of recoverable cash flows, valuation of underlying security and collaterals, estimates of recoverable amounts on default and other sources of repayment.

Key Audit Matter	Procedure performed
	<p>This included testing controls over the identification of exposures showing signs of stress, either due to internal factors specific to the borrower or external macroeconomic factors, and testing the timeliness of and the accuracy of risk assessments and risk grading against the requirements of the Bank's lending policies and RBI IRAC norms.</p> <p>2. Performing credit assessments of a sample of corporate loans managed by a specialised group assessed as high risk or impaired, focusing on larger exposures assessed by the Bank as showing signs of deterioration, or in areas of emerging risk (assessed against external market conditions). We challenged the Bank's risk grading of the loan, their assessment of loan recoverability and the impact on the credit provision. To do this, we used the information on the Borrowers loan file, discussed the case with the concerned officials and senior management, and performed our own assessment of recoverability.</p> <p><i>Provisions for Retail advances against specific individual loans (Retail banking)</i></p> <p>For retail loans (smaller customer exposures not monitored individually), testing controls over the systems which record lending arrears, group exposures into delinquency buckets based on the number of days loans are overdue, and calculate individual provisions. We tested automated calculation and change management controls and evaluated the Bank's oversight of the portfolios, with a focus on controls over delinquency statistics monitoring. We tested on sample basis the level of provisions held against different loan products based on the delinquency profile and challenged assumptions made in respect of expected recoveries, primarily from collateral held. We also carried out extensive data analytics procedures to identify exceptions and outliers.</p> <p><i>Provisions estimated across loan portfolios (collective provision)</i></p> <ol style="list-style-type: none"> 1. Testing the Bank's processes for making collective provision 2. Review of the Policy for higher provision for weak standard advances and stressed sectors adopted by the Bank 3. Validating the parameters used to calculate collective provisions with reference to IRAC norms and internal policy on higher provisions on weak standard advances; 4. Testing the completeness and accuracy of data transferred from underlying source systems used for computing collective provision; 5. Re-performing, for a sample of retail and wholesale portfolios, the calculation of collective provisions, to determine the accuracy of the same. <p><i>Technical write off across loan portfolios</i></p> <p>The Bank has adopted a framework for technical write off. We reviewed the framework and understood the process for identification of loan portfolios to be technically written off. We tested on sample basis, the accounts identified during the year to be written off for compliance with the aforesaid framework.</p>

Other Information

The Bank's Board of Directors is responsible for the other information. The other information comprises the information included in the Directors' Report forming part of the Annual Report, but does not include the consolidated financial statements, standalone financial statements and our auditor's report thereon and the Pillar III Disclosures under the New Capital Adequacy Framework (Basel III disclosures). The Director's Report is expected to be made available to us after the date of this auditors report.

Our opinion on the consolidated financial statements does not cover the other information and the Basel III disclosures we do not express any form of assurance conclusion thereon.

In connection with our audit of the consolidated financial statements, our responsibility is to read the other information and, in doing so, consider whether the other information is materially inconsistent with the consolidated financial statements or our knowledge obtained in the audit or otherwise appears to be materially misstated.

When we read the Director's Report, if we conclude that there is a material misstatement therein, we are required to communicate the matter to those charged with governance.

Responsibilities of Management and Those Charged with Governance for the Consolidated Financial Statements

The Bank's Board of Directors is responsible for the preparation and presentation of these consolidated financial statements in terms of the requirements of the Act that give a true and fair view of the consolidated financial position, consolidated financial performance and consolidated cash flows of the Group in accordance with the accounting principles generally accepted in India, including the Accounting Standards specified under section 133 of the Act, read with relevant rules issued thereunder, provision of Section 29 of the Banking Regulation Act, 1949 and the circulars, guidelines and directions issued by Reserve Bank of India ("RBI") from time to time. The respective Board of Directors of the entities included in the Group are responsible for maintenance of adequate accounting records in accordance with the provisions of the Act for safeguarding the assets of the Group and for preventing and detecting frauds and other irregularities; the selection and application of appropriate accounting policies; making judgments and estimates that are reasonable and prudent; and design, implementation and maintenance of adequate internal financial controls, that were operating effectively for ensuring the accuracy and completeness of the accounting records, relevant to the preparation and presentation of the financial statements that give a true and fair view and are free from material misstatement, whether due to fraud or error, which have been used for the purpose of preparation of the consolidated financial statements by the Directors of the Bank, as aforesaid.

In preparing the consolidated financial statements, the respective Board of Directors of the entities included in the Group are responsible for assessing the ability of the Group to continue as a going concern, disclosing, as applicable, matters related to going concern and using the going concern basis of accounting unless management either intends to liquidate the Group or to cease operations, or has no realistic alternative but to do so.

The respective Board of Directors of the entities included in the Group are responsible for overseeing the financial reporting process of the Group.

Auditor's Responsibilities for the Audit of the Consolidated Financial Statements

Our objectives are to obtain reasonable assurance about whether the consolidated financial statements as a whole are free from material misstatement, whether due to fraud or error, and to issue an auditor's report that includes our opinion. Reasonable assurance is a high level of assurance, but is not a guarantee that an audit conducted in accordance with SAs will always detect a material misstatement when it exists. Misstatements can arise from fraud or error and are considered material if, individually or in the aggregate, they could reasonably be expected to influence the economic decisions of users taken on the basis of these consolidated financial statements. As part of an audit in accordance with SAs, we exercise professional judgment and maintain professional skepticism throughout the audit. We also:

- Identify and assess the risks of material misstatement of the consolidated financial statements, whether due to fraud or error, design and perform audit procedures responsive to those risks, and obtain audit evidence that is sufficient and appropriate to provide a basis for our opinion. The risk of not detecting a material misstatement resulting from fraud is higher than for one resulting from error, as fraud may involve collusion, forgery, intentional omissions, misrepresentations, or the override of internal control.

- Obtain an understanding of internal control relevant to the audit in order to design audit procedures that are appropriate in the circumstances. Under section 143(3)(i) of the Act, we are also responsible for expressing our opinion on whether the Bank and its subsidiaries, which are companies incorporated in India, have adequate internal financial controls with reference to consolidated financial statements in place and the operating effectiveness of such controls.
- Evaluate the appropriateness of accounting policies used and the reasonableness of accounting estimates and related disclosures made by management.
- Conclude on the appropriateness of management's use of the going concern basis of accounting and, based on the audit evidence obtained, whether a material uncertainty exists related to events or conditions that may cast significant doubt on the ability of the Group to continue as a going concern. If we conclude that a material uncertainty exists, we are required to draw attention in our auditor's report to the related disclosures in the consolidated financial statements or, if such disclosures are inadequate, to modify our opinion. Our conclusions are based on the audit evidence obtained up to the date of our auditor's report. However, future events or conditions may cause the Group to cease to continue as a going concern.
- Evaluate the overall presentation, structure and content of the consolidated financial statements, including the disclosures, and whether the consolidated financial statements represent the underlying transactions and events in a manner that achieves fair presentation.
- Obtain sufficient appropriate audit evidence regarding the financial information of the entities or business activities within the Group to express an opinion on the consolidated financial statements. We are responsible for the direction, supervision and performance of the audit of the financial statements of such entities included in the consolidated financial statements of which we are the independent auditors. For the other entities included in the consolidated financial statements, which have been audited by other auditors, such other auditors remain responsible for the direction, supervision and performance of the audits carried out by them. We remain solely responsible for our audit opinion.

We communicate with those charged with governance of the Bank and such other entities included in the consolidated financial statements of which we are the independent auditors regarding, among other matters, the planned scope and timing of the audit and significant audit findings, including any significant deficiencies in internal control that we identify during our audit.

We also provide those charged with governance with a statement that we have complied with relevant ethical requirements regarding independence, and to communicate with them all relationships and other matters that may reasonably be thought to bear on our independence, and where applicable, related safeguards.

From the matters communicated with those charged with governance, we determine those matters that were of most significance in the audit of the consolidated financial statements of the current period and are therefore the key audit matters. We describe these matters in our auditor's report unless law or regulation precludes public disclosure about the matter or when, in extremely rare circumstances, we determine that a matter should not be communicated in our report because the adverse consequences of doing so would reasonably be expected to outweigh the public interest benefits of such communication.

Other Matters

- (a) We did not audit the financial statements of 9 subsidiaries, whose financial statements reflects total assets of ₹14,94,461.55 lacs and net asset of ₹2,43,992.23 lacs as at March 31, 2019, and total revenues of ₹2,45,731.54 lacs and net cash inflows amounting to ₹4,714.61 lacs for the year ended on that date, as considered in the consolidated financial statements. These financial statements have been audited by other auditors whose reports have been furnished to us by the management and our opinion on the consolidated financial statements, in so far as it relates to the amounts and disclosures included in respect of these subsidiaries and our report in terms of section 143(3) of the Act, in so far as it relates to the aforesaid subsidiaries, is based solely on the reports of the other auditors.

One of above subsidiary is located outside India whose financial statements have been prepared in accordance with accounting principles generally accepted in that country and which have been audited by other auditors under generally accepted auditing standards applicable in that country. The Company's management has converted the financial statements of such subsidiary located outside India from accounting principles generally accepted in that country to accounting principles

generally accepted in India. We have audited these conversion adjustments made by the Company's management. Our opinion in so far as it relates to the balances and affairs of such subsidiary located outside India is based on the report of other auditors and the conversion adjustments prepared by the management of the Company and audited by us.

- (b) We did not audit the financial statements of 1 step down subsidiary, whose financial statements reflects total assets of ₹411.53 lacs and net assets of ₹369.67 lacs as at March 31, 2019, total revenues of ₹0.79 lacs and net cash inflows amounting to ₹24.89 lacs for the year ended on that date, as considered in the consolidated financial statements. These financial statements are unaudited and have been furnished to us by the management and our opinion on the Consolidated Financial Statements, in so far as it relates to the amounts and disclosures included in respect of this step down subsidiary, and our report in terms of section 143(3) of the Act, in so far as it relates to the aforesaid step down subsidiary, is based solely on such unaudited financial statements. In our opinion and according to the information and explanations given to us by the management, these financial statements are not material to the Group.

Our opinion on the consolidated financial statements and our report on the Other Legal and Regulatory Requirements below, is not modified in respect of the above matters with respect to our reliance on the work done and the reports of the other auditors and the financial statements certified by the management.

- (c) The consolidated financial statements of the Bank for the previous year ended March 31, 2018, were audited by another firm of Chartered Accountants who have expressed an unmodified opinion on those statements vide their report dated May 16, 2018.

Report on Other Legal and Regulatory Requirements

As required by section 143(3) of the Act and, we report, to the extent applicable, that:

- a) We have sought and obtained all the information and explanations which to the best of our knowledge and belief were necessary for the purposes of our audit of the aforesaid consolidated financial statements;
- b) In our opinion, proper books of account as required by law relating to preparation of the aforesaid consolidated financial statements have been kept so far as it appears from our examination of those books and the reports of the other auditors;
- c) The Consolidated Balance Sheet, the Consolidated Profit and Loss Account and the Consolidated Cash Flow Statement dealt with by this report are in agreement with the relevant books of account maintained for the purpose of preparation of the consolidated financial statements;
- d) In our opinion, the aforesaid consolidated financial statements comply with the Accounting Standards specified under section 133 of the Act read with relevant rules issued thereunder to the extent they are not inconsistent with accounting policies prescribed by RBI;
- e) On the basis of the written representations received from the directors of the Bank as on March 31, 2019 taken on record by the Board of Directors of the Bank and the reports of the statutory auditors of its subsidiary companies incorporated in India, none of the directors of the Companies of the Group incorporated in India is disqualified as on March 31, 2019 from being appointed as a director in terms of section 164(2) of the Act;
- f) With respect to the adequacy of the internal financial controls with reference to financial statements of the Bank and its subsidiary companies incorporated in India and the operating effectiveness of such controls, we give our separate report in the "Annexure".
- g) With respect to the other matters to be included in the Auditor's Report in accordance with the requirements of section 197(16) of the Act, as amended:

In our opinion and to the best of our information and according to the explanations given to us in case of subsidiary Companies incorporated in India, the remuneration paid/provided by those subsidiaries to their directors during the year is in accordance with the provisions of section 197 of the Act. Further, Section 197 of the Act is not applicable by virtue of Section 35B (2A) of the Banking Regulation Act, 1949 to the Bank.

- h) With respect to the other matters to be included in the Auditor's Report in accordance with Rule 11 of the Companies (Audit and Auditors) Rules, 2014, in our opinion and to the best of our information and according to the explanations given to us:
- i. The consolidated financial statements disclose the impact of pending litigations on the consolidated financial position of the Group - Refer Schedule 12 – Contingent Liabilities to the consolidated financial statements;
 - ii. Provision has been made in the consolidated financial statements, as required under the applicable law or accounting standards, for material foreseeable losses, if any, on long-term contracts including derivative contracts;
 - iii. There has been no delay in transferring amounts, required to be transferred, to the Investor Education and Protection Fund by the Bank and its subsidiary companies incorporated in India,

For Haribhakti & Co. LLP

Chartered Accountants

Firm Registration No.103523W / W100048

Purushottam Nyati

Partner

Membership No. 118970

Place: Mumbai

Date: April 25, 2019

Annexure to the Independent Auditor's Report

[Referred to in paragraph (f) under 'Report on Other Legal and Regulatory Requirements' in the Independent Auditor's Report of even date to the members of Axis Bank Limited on the Consolidated Financial Statements for the year ended March 31, 2019]

Report on the Internal Financial Controls with reference to Consolidated Financial Statements under clause (i) of sub-section 3 of section 143 of the Companies Act, 2013 ("the Act")

In conjunction with our audit of the consolidated Financial Statements of the Axis Bank Limited ("the Bank") as of and for the year ended March 31, 2019, we have audited the internal financial controls with reference to Consolidated Financial Statements of the Bank and its subsidiary companies, which are companies incorporated in India, as of that date.

Management's Responsibility for Internal Financial Controls

The respective Board of Directors of the of the Bank and its subsidiary companies, which are companies incorporated in India, are responsible for establishing and maintaining internal financial controls based on the internal control with reference to Consolidated Financial Statements criteria established by the Bank considering the essential components of internal control stated in the Guidance Note on Audit of Internal Financial Controls Over Financial Reporting (the "Guidance Note") issued by the Institute of Chartered Accountants of India ("ICAI"). These responsibilities include the design, implementation and maintenance of adequate internal financial controls that were operating effectively for ensuring the orderly and efficient conduct of its business, including adherence to the respective company's policies, the safeguarding of its assets, the prevention and detection of frauds and errors, the accuracy and completeness of the accounting records, and the timely preparation of reliable financial information, as required under the Act.

Auditor's Responsibility

Our responsibility is to express an opinion on the Company's internal financial controls with reference to Consolidated Financial Statements of the Bank and its subsidiary companies, which are companies incorporated in India based on our audit. We conducted our audit in accordance with the Guidance Note and the Standards on Auditing specified under section 143(10) of the Act, to the extent applicable to an audit of internal financial controls, both issued by the ICAI. Those Standards and the Guidance Note require that we comply with ethical requirements and plan and perform the audit to obtain reasonable assurance about whether adequate internal financial controls with reference to Consolidated Financial Statements was established and maintained and if such controls operated effectively in all material respects.

Our audit involves performing procedures to obtain audit evidence about the adequacy of the internal financial controls with reference to Consolidated Financial Statements and their operating effectiveness. Our audit of internal financial controls with reference to Consolidated Financial Statements included obtaining an understanding of internal financial controls with reference to Consolidated Financial Statements, assessing the risk that a material weakness exists, and testing and evaluating the design and operating effectiveness of internal control based on the assessed risk. The procedures selected depend on the auditor's judgement, including the assessment of the risks of material misstatement of the Consolidated Financial Statements, whether due to fraud or error.

We believe that the audit evidence we have obtained and the audit evidence obtained by the other auditors in terms of their reports referred to in the Other Matters paragraph below, is sufficient and appropriate to provide a basis for our audit opinion on the Company's internal financial controls with reference to Consolidated Financial Statements.

Meaning of Internal Financial Controls with reference to Consolidated Financial Statements

A company's internal financial control with reference to Consolidated Financial Statements is a process designed to provide reasonable assurance regarding the reliability of financial reporting and the preparation of Consolidated Financial Statements for external purposes in accordance with generally accepted accounting principles. A company's internal financial control with reference to Consolidated Financial Statements includes those policies and procedures that (1) pertain to the maintenance of

records that, in reasonable detail, accurately and fairly reflect the transactions and dispositions of the assets of the company; (2) provide reasonable assurance that transactions are recorded as necessary to permit preparation of Consolidated Financial Statements in accordance with generally accepted accounting principles, and that receipts and expenditures of the company are being made only in accordance with authorisations of management and directors of the company; and (3) provide reasonable assurance regarding prevention or timely detection of unauthorised acquisition, use, or disposition of the company's assets that could have a material effect on the Consolidated Financial Statements.

Inherent Limitations of Internal Financial Controls with reference to Consolidated Financial Statements

Because of the inherent limitations of internal financial controls with reference to Consolidated Financial Statements, including the possibility of collusion or improper management override of controls, material misstatements due to error or fraud may occur and not be detected. Also, projections of any evaluation of the internal financial controls with reference to Consolidated Financial Statements to future periods are subject to the risk that the internal financial control with reference to Consolidated Financial Statements may become inadequate because of changes in conditions, or that the degree of compliance with the policies or procedures may deteriorate.

Opinion

In our opinion and to the best of our information and according to the explanations given to us and based on consideration of reporting of other auditors as mentioned in Other Matter paragraph, the Bank and its subsidiary companies which are companies incorporated in India, have, in all material respects, an adequate internal financial controls with reference to Consolidated Financial Statements and such internal financial controls with reference to Consolidated Financial Statements were operating effectively as at March 31, 2019, based on the internal control with reference to Consolidated Financial Statements criteria established by the Company considering the essential components of internal control stated in the Guidance Note issued by the ICAI.

Other Matters

Our aforesaid reports under section 143(3)(i) of the Act on the adequacy and operating effectiveness of the internal financial controls with reference to Consolidated Financial Statements in so far as it relates to 8 subsidiary companies, which are companies incorporated in India, is based on the corresponding reports of the auditors of such companies incorporated in India.

For Haribhakti & Co. LLP

Chartered Accountants

Firm Registration No.103523W/W100048

Purushottam Nyati

Partner

Membership No.118970

Place: Mumbai

Date: April 25, 2019

Consolidated Balance Sheet

As at 31 March, 2019

(₹ in Thousands)

	Schedule No.	As at 31-03-2019	As at 31-03-2018
Capital and Liabilities			
Capital	1	5,143,290	5,133,078
Reserves & Surplus	2	672,882,898	636,941,012
Minority Interest	2A	846,147	695,129
Deposits	3	5,507,459,351	4,556,577,642
Borrowings	4	1,612,498,292	1,557,670,924
Other Liabilities and Provisions	5	341,629,698	280,015,886
Total		8,140,459,676	7,037,033,671
Assets			
Cash and Balances with Reserve Bank of India	6	350,990,403	354,810,648
Balances with Banks and Money at Call and Short Notice	7	329,052,679	84,297,483
Investments	8	1,740,558,546	1,530,367,120
Advances	9	5,066,561,244	4,498,436,451
Fixed Assets	10	41,298,823	40,488,204
Other Assets	11	611,997,981	528,633,765
Total		8,140,459,676	7,037,033,671
Contingent Liabilities	12	7,582,289,751	7,391,397,673
Bills for Collection		519,728,573	495,656,026
Significant Accounting Policies and Notes to Accounts	17 & 18		

Schedules referred to above form an integral part of the Consolidated Balance Sheet

In terms of our report attached.

For Axis Bank Ltd.

For Haribhakti & Co. LLP

Chartered Accountants

Firm Registration No.: 103523W/W100048

Sanjiv Misra

Chairman

Purushottam Nyati

Partner

Membership No.: 118970

Samir K. Barua

Director

S. Vishvanathan

Director

B. Babu Rao

Director

Amitabh Chaudhry

Managing Director & CEO

Date: 25 April, 2019

Place: Mumbai

Girish V. Koliyote

Company Secretary

Jairam Sridharan

Chief Financial Officer

Rakesh Makhija

Director

Girish Paranjpe

Director

Consolidated Profit & Loss Account

For the year ended 31 March, 2019

	Schedule No.	Year ended 31-03-2019	Year ended 31-03-2018
(₹ in Thousands)			
I Income			
Interest earned	13	560,436,523	466,140,592
Other income	14	141,887,538	118,626,154
Total		702,324,061	584,766,746
II Expenditure			
Interest expended	15	338,834,746	276,036,927
Operating expenses	16	167,201,872	147,883,644
Provisions and contingencies	18 (1.1.1)	145,816,536	156,205,947
Total		651,853,154	580,126,518
III Net Profit For The Year		50,470,907	4,640,228
Minority interest		(85,018)	(82,063)
IV Consolidated Net Profit Attributable To Group		50,385,889	4,558,165
Balance in Profit & Loss Account brought forward from previous year		235,543,472	248,815,549
V Amount Available For Appropriation		285,929,361	253,373,714
VI Appropriations:			
Transfer to Statutory Reserve		11,691,521	689,203
Transfer to Reserve Fund u/s 45 IC of RBI Act, 1934		421,100	418,800
Transfer to/(from) Investment Reserve		(1,034,894)	1,034,894
Transfer to Capital Reserve		1,251,323	1,016,558
Transfer to General Reserve		96,508	80,595
Transfer to Investment Fluctuation Reserve		6,000,000	-
Transfer to/(from) Reserve Fund		6,280	16,158
Dividend paid (includes tax on dividend)	18 (1.1.6)	269,486	14,574,034
Balance in Profit & Loss Account carried forward		267,228,037	235,543,472
Total		285,929,361	253,373,714
VII Earnings Per Equity Share	18 (1.1.4)		
(Face value ₹2/- per share)			
Basic (in ₹)		19.61	1.86
Diluted (in ₹)		19.49	1.86
Significant Accounting Policies and Notes to Accounts	17 & 18		

Schedules referred to above form an integral part of the Consolidated Profit and Loss Account

In terms of our report attached.

For Axis Bank Ltd.

For Haribhakti & Co. LLP

Chartered Accountants

Firm Registration No.: 103523W/W100048

Sanjiv Misra

Chairman

Purushottam Nyati

Partner

Membership No.: 118970

Samir K. Barua

Director

S. Vishvanathan

Director

B. Babu Rao

Director

Amitabh Chaudhry

Managing Director & CEO

Date: 25 April, 2019

Place: Mumbai

Girish V. Koliyote

Company Secretary

Jairam Sridharan

Chief Financial Officer

Rakesh Makhija

Director

Girish Paranjpe

Director

Consolidated Cash Flow Statement

For the year ended 31 March, 2019

(₹ in Thousands)

	Year ended 31-03-2019	Year ended 31-03-2018
Cash flow from operating activities		
Net profit before taxes	75,835,511	5,576,753
Adjustments for:		
Depreciation on fixed assets	7,371,694	5,905,799
Depreciation on investments	2,965,368	(2,076,781)
Amortisation of premium on Held to Maturity investments	3,231,548	2,853,172
Provision for Non Performing Assets (including bad debts)	102,721,131	166,305,686
Provision on standard assets	8,143,122	(1,243,679)
Profit/(loss) on sale of land, buildings and other assets (net)	247,690	167,090
Provision for country risk	-	(199,434)
Provision for restructured assets/strategic debt restructuring	(196,572)	(3,071,587)
Provision on unhedged foreign currency exposure	187,900	(93,000)
Provision for other contingencies	6,545,966	(4,433,847)
	207,053,358	169,690,172
Adjustments for:		
(Increase)/Decrease in investments	(41,551,810)	(77,302,723)
(Increase)/Decrease in advances	(667,024,418)	(833,046,826)
Increase /(Decrease) in deposits	950,881,709	406,750,890
(Increase)/Decrease in other assets	(93,650,319)	20,390,878
Increase/(Decrease) in other liabilities & provisions	46,760,283	(37,559,206)
Direct taxes paid	(31,216,324)	(32,826,167)
Net cash flow from operating activities	371,252,479	(383,902,982)
Cash flow from investing activities		
Purchase of fixed assets	(8,803,657)	(8,549,837)
(Increase)/Decrease in Held to Maturity investments	(178,658,506)	(88,085,436)
Purchase of Freecharge business	-	(3,954,556)
Proceeds from sale of fixed assets	547,233	120,499
Net cash used in investing activities	(186,914,930)	(100,469,330)

(₹ in Thousands)

	Year ended 31-03-2019	Year ended 31-03-2018
Cash flow from financing activities		
Proceeds/(Repayment) from issue of subordinated debt, perpetual debt & upper Tier II instruments (net)	(17,000,000)	81,109,364
Increase/(Decrease) in borrowings (excluding subordinated debt, perpetual debt & upper Tier II instruments) (net)	71,827,368	258,473,945
Proceeds from issue of share capital	10,212	343,006
Proceeds from share premium (net of share issue expenses)	1,706,853	87,986,544
Payment of dividend (including dividend distribution tax)	(269,486)	(14,574,034)
Increase in minority interest	151,018	82,063
Net cash generated from financing activities	56,425,965	413,420,888
Effect of exchange fluctuation translation reserve	171,437	(43,096)
Net cash and cash equivalents taken over on acquisition of Freecharge Business	-	441,472
Net increase in cash and cash equivalents	240,934,951	(70,553,048)
Cash and cash equivalents at the beginning of the year	439,108,131	509,661,179
Cash and cash equivalents at the end of the year	680,043,082	439,108,131
Notes to the Cash Flow Statement:		
1. Cash and cash equivalents includes the following		
Cash and Balances with Reserve Bank of India (Refer Schedule 6)	350,990,403	354,810,648
Balances with Banks and Money at Call and Short Notice (Refer Schedule 7)	329,052,679	84,297,483
Cash and cash equivalents at the end of the year	680,043,082	439,108,131
2. Amount of corporate Responsibility related expenses spent during the year in cash ₹148.80 crores (Previous Year 136.06 crores)		

In terms of our report attached.

For Axis Bank Ltd.

For Haribhakti & Co. LLP

Chartered Accountants

Firm Registration No.: 103523W/W100048

Sanjiv Misra

Chairman

Purushottam Nyati

Partner

Membership No.: 118970

Samir K. Barua

Director

S. Vishvanathan

Director

B. Babu Rao

Director

Amitabh Chaudhry

Managing Director & CEO

Date: 25 April, 2019

Place: Mumbai

Girish V. Koliyote

Company Secretary

Jairam Sridharan

Chief Financial Officer

Rakesh Makhija

Director

Girish Paranjpe

Director

Schedules forming part of the Consolidated Balance Sheet

As at 31 March, 2019

Schedule 1 - Capital

	(₹ in Thousands)	
	As at 31-03-2019	As at 31-03-2018
Authorised Capital		
4,250,000,000 (Previous year - 4,250,000,000) Equity Shares of ₹2/- each	8,500,000	8,500,000
Issued, Subscribed and Paid-up capital		
2,571,644,871 (Previous year - 2,566,538,936) Equity Shares of ₹2/- each fully paid-up	5,143,290	5,133,078

Schedule 2 - Reserves and Surplus

	(₹ in Thousands)	
	As at 31-03-2019	As at 31-03-2018
I. Statutory Reserve		
Opening Balance	115,759,726	115,070,523
Additions during the year	11,691,521	689,203
	127,451,247	115,759,726
II. Share Premium Account		
Opening Balance	258,114,673	170,128,129
Additions during the year	1,706,853	88,122,658
Less: Share issue expenses	-	(136,114)
	259,821,526	258,114,673
III. Investment Reserve Account		
Opening Balance	1,034,894	-
Additions during the year	-	1,034,894
Deductions during the year	(1,034,894)	-
	-	1,034,894
IV. General Reserve		
Opening Balance	3,944,169	3,863,574
Additions during the year	96,508	80,595
	4,040,677	3,944,169
V. Capital Reserve		
Opening Balance	19,672,953	18,656,395
Additions during the year	1,251,323	1,016,558
	20,924,276	19,672,953
VI. Foreign Currency Translation Reserve [Refer Schedule 17 (5.5)]		
Opening Balance	1,520,651	1,563,747
Additions during the year	171,437	-
Deductions during the year	-	(43,096)
	1,692,088	1,520,651
VII. Reserve Fund		
Opening Balance	74,974	58,816
Additions during the year	6,280	16,158
	81,254	74,974
VIII. Reserve Fund u/s 45 IC of RBI Act, 1934		
Opening Balance	1,275,500	856,700
Additions during the year	421,100	418,800
	1,696,600	1,275,500
IX. Investment Fluctuation Reserve		
Opening Balance	-	-
Additions during the year	6,000,000	-
	6,000,000	-
X. Balance in Profit & Loss account brought forward		
Adjustments during the year*	267,228,037	235,543,472
	(16,052,807)	-
Balance in Profit & Loss Account	251,175,230	235,543,472
Total	672,882,898	636,941,012

* represents provision towards Land held as non-banking asset which will be reversed and recognised through profit and loss account in the subsequent quarters of the next financial year as advised by RBI.

Schedule 2A - Minority Interest

(₹ in Thousands)

	As at 31-03-2019	As at 31-03-2018
I. Minority Interest		
Opening Balance	695,129	613,066
Increase during the year	151,018	82,063
Closing Minority Interest	846,147	695,129

Schedule 3 - Deposits

(₹ in Thousands)

	As at 31-03-2019	As at 31-03-2018
A. I. Demand Deposits		
(i) From banks	47,199,015	58,788,628
(ii) From others	844,939,199	896,457,745
II. Savings Bank Deposits	1,541,290,515	1,482,021,884
III. Term Deposits		
(i) From banks	232,371,412	125,623,957
(ii) From others	2,841,659,210	1,993,685,428
Total	5,507,459,351	4,556,577,642
B. I. Deposits of branches in India	5,462,410,325	4,509,338,193
II. Deposits of branches/subsidiaries outside India	45,049,026	47,239,449
Total	5,507,459,351	4,556,577,642

Schedule 4 - Borrowings

(₹ in Thousands)

	As at 31-03-2019	As at 31-03-2018
I. Borrowings in India		
(i) Reserve Bank of India	144,000,000	61,000,000
(ii) Other banks [#]	27,139,984	25,850,612
(iii) Other institutions & agencies ^{**}	722,206,785	720,233,294
II. Borrowings outside India	719,151,523	750,587,018
Total	1,612,498,292	1,557,670,924
Secured borrowings included in I & II above	183,811,250	90,657,346

[#] Borrowings from other banks include Subordinated Debt of ₹35.60 crores (previous year ₹35.60 crores) in the nature of Non-Convertible Debentures and Perpetual Debt of ₹50.00 crores (previous year ₹50.00 crores) [Refer Note 18 (1.1.2)]

^{**} Borrowings from other institutions & agencies include Subordinated Debt of ₹19,969.40 crores (previous year ₹21,669.40 crores) in the nature of Non-Convertible Debentures and Perpetual Debt of ₹6,950.00crores (previous year ₹6,950.00 crores) [Refer Note 18 (1.1.2)]

Schedule 5 - Other Liabilities and Provisions

(₹ in Thousands)

	As at 31-03-2019	As at 31-03-2018
I. Bills payable	37,854,366	49,175,679
II. Inter-office adjustments (net)	-	-
III. Interest accrued	47,617,940	32,174,199
IV. Proposed dividend (includes tax on dividend) [Refer Schedule 18 (1.1.6)]	-	-
V. Contingent provision against standard assets [Refer Schedule 17 (4.2)]	30,800,051	22,482,485
VI. Others (including provisions)	225,357,341	176,183,523
Total	341,629,698	280,015,886

Schedule 6 - Cash and Balances with Reserve Bank of India

(₹ in Thousands)

	As at 31-03-2019	As at 31-03-2018
I. Cash in hand (including foreign currency notes)	42,132,211	52,580,423
II. Balances with Reserve Bank of India:		
(i) in Current Account	263,858,192	208,230,225
(ii) in Other Accounts	45,000,000	94,000,000
Total	350,990,403	354,810,648

Schedule 7 - Balances with Banks and Money at Call and Short Notice

(₹ in Thousands)

	As at 31-03-2019	As at 31-03-2018
I. In India		
(i) Balance with Banks		
(a) in Current Accounts	2,477,663	1,313,367
(b) in Other Deposit Accounts	34,498,933	33,925,743
(ii) Money at Call and Short Notice		
(a) With banks	-	-
(b) With other institutions	191,610,699	-
Total	228,587,295	35,239,110
II. Outside India		
(i) in Current Accounts	47,630,852	24,898,340
(ii) in Other Deposit Accounts	5,177,257	8,409,416
(iii) Money at Call & Short Notice	47,657,275	15,750,617
Total	100,465,384	49,058,373
Grand Total (I+II)	329,052,679	84,297,483

Schedule 8 - Investments

(₹ in Thousands)

	As at 31-03-2019	As at 31-03-2018
I. Investments in India in -		
(i) Government Securities ^{##}	1,168,229,051	1,013,546,179
(ii) Other approved securities	-	-
(iii) Shares	9,595,084	15,255,309
(iv) Debentures and Bonds	393,845,209	306,537,689
(v) Investment in Joint Ventures	-	-
(vi) Others (Mutual Fund units, CD/CP, PTC etc.)	115,709,188	156,958,643
Total Investments in India	1,687,378,532	1,492,297,820
II. Investments outside India in -		
(i) Government Securities (including local authorities)	38,260,202	29,224,533
(ii) Subsidiaries and/or Joint Ventures abroad	-	-
(iii) Others (Equity Shares and Bonds)	14,919,812	8,844,767
Total Investments outside India	53,180,014	38,069,300
Grand Total (I+II)	1,740,558,546	1,530,367,120

^{##} Includes securities costing ₹29,283.94 crores (previous year ₹27,588.43 crores) pledged for availment of fund transfer facility, clearing facility and margin requirements.

Schedule 9 - Advances

(₹ in Thousands)

	As at 31-03-2019	As at 31-03-2018
A. (i) Bills purchased and discounted	155,366,967	128,131,247
(ii) Cash credits, overdrafts and loans repayable on demand	1,504,923,908	1,374,894,067
(iii) Term loans [#]	3,406,270,369	2,995,411,137
Total	5,066,561,244	4,498,436,451
B. (i) Secured by tangible assets ^{\$}	3,648,665,829	3,196,305,855
(ii) Covered by Bank/Government Guarantees ^{&&}	36,063,289	40,004,436
(iii) Unsecured	1,381,832,126	1,262,126,160
Total	5,066,561,244	4,498,436,451
C. I. Advances in India		
(i) Priority Sector	1,188,930,411	986,081,073
(ii) Public Sector	65,894,406	48,271,057
(iii) Banks	43,110,224	30,575,770
(iv) Others	3,345,917,806	2,851,146,051
Total	4,643,852,847	3,916,073,951
II. Advances Outside India		
(i) Due from banks	20,815,655	78,991,174
(ii) Due from others -		
(a) Bills purchased and discounted	23,843,213	32,721,313
(b) Syndicated loans	58,113,336	89,146,565
(c) Others	319,936,193	381,503,448
Total	422,708,397	582,362,500
Grand Total [CI+CII]	5,066,561,244	4,498,436,451

[#] Net of borrowings under Inter Bank Participation Certificate (IBPC) ₹2,750.00 crores (previous year ₹1,399.00 crores), includes lending under IBPC ₹3,529.50 crores (previous year ₹1,303.32 crores)

^{\$} Includes advances against book debts

^{&&} Includes advances against L/Cs issued by banks

Schedule 10 - Fixed Assets

(₹ in Thousands)

	As at 31-03-2019	As at 31-03-2018
I. Premises		
Gross Block		
At cost at the beginning of the year	18,331,432	18,331,432
Additions during the year*	169,308	-
Deductions during the year	(583,276)	-
Total	17,917,464	18,331,432
Depreciation		
As at the beginning of the year	1,470,051	1,165,371
Charge for the year	292,310	304,680
Deductions during the year	(121,930)	-
Depreciation to date	1,640,431	1,470,051
Net Block	16,277,033	16,861,381
II. Other fixed assets (including furniture & fixtures)		
Gross Block		
At cost at the beginning of the year	53,911,389	47,067,750
Additions on acquisition	-	100,697
Additions during the year*	9,375,302	7,947,792
Deductions during the year	(942,674)	(1,204,850)
Total	62,344,017	53,911,389
Depreciation		
As at the beginning of the year	33,802,484	29,052,426
Additions on acquisition	-	54,155
Charge for the year	7,079,384	5,601,119
Deductions during the year	(682,060)	(905,216)
Depreciation to date	40,199,808	33,802,484
Net Block	22,144,209	20,108,905
III. Capital Work-in-Progress (including capital advances)	2,877,581	3,517,918
Grand Total (I+II+III)	41,298,823	40,488,204

* Includes movement on account of exchange rate fluctuation

Schedule 11 - Other Assets

(₹ in Thousands)

	As at 31-03-2019	As at 31-03-2018
I. Inter-office adjustments (net)	-	-
II. Interest Accrued	71,428,760	56,936,207
III. Tax paid in advance/tax deducted at source (net of provisions)	17,095,247	18,590,140
IV. Stationery and stamps	3,057	3,829
V. Non banking assets acquired in satisfaction of claims [‡]	87,276	22,086,151
VI. Others ^{#@}	523,383,641	431,017,438
Total	611,997,981	528,633,765

Includes deferred tax assets of ₹7,687.68 crores (previous year ₹6,911.32 crores) [Refer Schedule 18 (1.1.11)]

@ Includes Priority Sector Shortfall Deposits of ₹28,161.77 crores (previous year ₹21,479.30 crores)

‡ Includes goodwill on consolidation of ₹289.24 crores (previous year ₹293.01 crores)

& Represents balance net of provision of ₹2,208.61 crores on Land held as non-banking asset and provision of ₹2.09 crores on other non banking assets (Previous year Nil)

Schedule 12 - Contingent Liabilities

(₹ in Thousands)

	As at 31-03-2019	As at 31-03-2018
I. Claims against the Group not acknowledged as debts	6,275,310	5,219,729
II. Liability for partly paid investments	18,000	216,000
III. Liability on account of outstanding forward exchange and derivative contracts :		
a) Forward Contracts	3,296,537,608	3,148,018,991
b) Interest Rate Swaps, Currency Swaps, Forward Rate Agreement & Interest Rate Futures	2,396,504,945	1,991,159,249
c) Foreign Currency Options	464,047,739	593,425,899
Total (a+b+c)	6,157,090,292	5,732,604,139
IV. Guarantees given on behalf of constituents		
In India	680,528,970	762,933,313
Outside India	75,480,355	86,944,398
V. Acceptances, endorsements and other obligations	324,474,560	324,145,235
VI. Other items for which the Group is contingently liable	338,422,264	479,334,859
Grand Total (I+II+III+IV+V+VI) [Refer Schedule 18 (1.1.16)]	7,582,289,751	7,391,397,673

Schedules forming part of the Consolidated Profit and Loss account

For the year ended 31 March, 2019

Schedule 13 - Interest Earned

	(₹ in Thousands)	
	Year ended 31-03-2019	Year ended 31-03-2018
I. Interest/discount on advances/bills	423,225,782	349,097,316
II. Income on investments	113,756,581	100,199,824
III. Interest on balances with Reserve Bank of India and other inter-bank funds	6,990,108	3,910,598
IV. Others	16,464,052	12,932,854
Total	560,436,523	466,140,592

Schedule 14 - Other Income

	(₹ in Thousands)	
	Year ended 31-03-2019	Year ended 31-03-2018
I. Commission, exchange and brokerage	99,581,861	87,962,084
II. Profit/(Loss) on sale of investments (net)	7,928,093	13,648,999
III. Profit/(Loss) on sale of land, buildings and other assets (net)*	(247,690)	(167,089)
IV. Profit on exchange/derivative transactions (net)	15,150,700	14,636,525
V. Income earned by way of dividends etc. from subsidiaries/companies and/or joint venture abroad/in India	-	-
VI. Miscellaneous Income [including recoveries on account of advances/investments written off in earlier years ₹1,902.24 crores (previous year ₹182.92 crores) and profit on account of portfolio sell downs/securitisation ₹7.96 crores (previous year net profit of ₹20.50 crores)]	19,474,574	2,545,635
Total	141,887,538	118,626,154

* includes provision for diminution in value of fixed assets

Schedule 15 - Interest Expended

	(₹ in Thousands)	
	Year ended 31-03-2019	Year ended 31-03-2018
I. Interest on deposits	237,400,132	191,943,949
II. Interest on Reserve Bank of India/Inter-bank borrowings	30,217,595	18,600,259
III. Others	71,217,019	65,492,719
Total	338,834,746	276,036,927

Schedule 16 - Operating Expenses

	(₹ in Thousands)	
	Year ended 31-03-2019	Year ended 31-03-2018
I. Payments to and provisions for employees	59,898,715	54,144,397
II. Rent, taxes and lighting	10,875,319	10,342,353
III. Printing and stationery	1,988,746	1,694,433
IV. Advertisement and publicity	1,629,794	1,663,688
V. Depreciation on Group's property	7,371,694	5,905,799
VI. Directors' fees, allowance and expenses	42,943	35,374
VII. Auditors' fees and expenses	29,896	30,140
VIII. Law charges	1,180,869	988,151
IX. Postage, telegrams, telephones etc.	3,121,993	3,286,013
X. Repairs and maintenance	10,932,230	8,780,643
XI. Insurance	6,011,683	5,544,398
XII. Other expenditure	64,117,990	55,468,255
Total	167,201,872	147,883,644

17 Significant Accounting Policies

For the year ended 31 March, 2019

1 Principles of Consolidation

The consolidated financial statements comprise the financial statements of Axis Bank Limited ('the Bank') and its subsidiaries, which together constitute 'the Group'. The Bank has overseas branches at Singapore, Hong Kong, DIFC - Dubai, Shanghai and Colombo and an Offshore Banking Unit at International Financial Service Centre (IFSC), Gujarat International Finance Tec-City (GIFT City), Gandhinagar, India.

The Bank consolidates its subsidiaries in accordance with AS 21, Consolidated Financial Statements notified under Section 133 of the Companies Act, 2013 read together with paragraph 7 of the Companies (Accounts) Rules, 2014 and the Companies (Accounting Standards) Amendment Rules, 2016 on a line-by-line basis by adding together the like items of assets, liabilities, income and expenditure. All significant inter-company accounts and transactions are eliminated on consolidation.

2 Basis of preparation

a) The financial statements have been prepared and presented under the historical cost convention on the accrual basis of accounting in accordance with the generally accepted accounting principles in India, unless otherwise stated by Reserve Bank of India ('RBI'), to comply with the statutory requirements prescribed under the Third Schedule of the Banking Regulation Act, 1949, the circulars, notifications and guidelines issued by RBI from time to time and the Accounting Standards notified under Section 133 of the Companies Act, 2013 read together with paragraph 7 of the Companies (Accounts) Rules, 2014 and the Companies (Accounting Standards) Amendment Rules, 2016 to the extent applicable and practices generally prevalent in the banking industry in India.

b) The consolidated financial statements present the accounts of Axis Bank Ltd. with its following subsidiaries:

Name	Relation	Country of Incorporation	Ownership Interest
Axis Capital Ltd.	Subsidiary	India	100.00%
Axis Private Equity Ltd.	Subsidiary	India	100.00%
Axis Trustee Services Ltd.	Subsidiary	India	100.00%
Axis Mutual Fund Trustee Ltd.	Subsidiary	India	75.00%
Axis Asset Management Company Ltd.	Subsidiary	India	75.00%
Axis Finance Ltd.	Subsidiary	India	100.00%
Axis Securities Ltd.	Subsidiary	India	100.00%
Freecharge Payment Technologies Pvt. Ltd.	Subsidiary	India	100.00%
Accelyst Solutions Pvt. Ltd.	Subsidiary	India	100.00%
A.Treds Ltd.	Subsidiary	India	67.00%
Axis Bank UK Ltd.	Subsidiary	U.K.	100.00%
Axis Capital USA LLC	Step down subsidiary	USA	100.00%

c) The financial statements of certain subsidiaries have been prepared in accordance with notified Indian Accounting Standards ('Ind-AS') with effect from 1 April, 2018. The financial statements of such subsidiaries used for consolidation of the consolidated financial statements are special purpose financial statements prepared in accordance with Generally Accepted Accounting Principles in India ('GAAP') specified under section 133 of the companies act, 2013 read together with paragraph 7 of the Companies (Accounts) Rules, 2014 and the companies (Accounting Standards) Amendment Rules, 2016.

- d) The audited financial statements of the above subsidiaries and the unaudited financial statements of the step down subsidiary have been drawn up to the same reporting date as that of the Bank, i.e. 31 March, 2019.
- e) Axis Private Equity Ltd., is in the process of amalgamation with Axis Finance Ltd. and has submitted application for amalgamation before the National Company Law Tribunal on 13 October, 2017. The approval for the same is awaited from the adjudicating authority.
- f) On 27 March, 2018, the Board of Directors of Accelyst Solutions Pvt. Ltd ('ASPL') and Freecharge Payment Technologies Pvt. Ltd. ('FCPTL') approved a scheme for amalgamation of ASPL into and with FCPTL. ASPL and FCPTL have filed final petition for approval of merger before the National Company Law Tribunal ('NCLT'). The appointed date for amalgamation is 7 October, 2017 and the effect of merger will be given on this date or any other date as may be prescribed by the NCLT.

3 Use of estimates

The preparation of the financial statements in conformity with the generally accepted accounting principles requires the Management to make estimates and assumptions that affect the reported amounts of assets and liabilities (including contingent liabilities) at the date of the financial statements, revenues and expenses during the reporting period. Actual results could differ from those estimates. The Management believes that the estimates used in the preparation of the financial statements are prudent and reasonable. Any revisions to the accounting estimates are recognised prospectively in the current and future periods.

4 Change in accounting policies/estimates

4.1 Change in estimated useful life of fixed assets

During the year, the Bank has revised the estimated useful life of Electronic Data Capturing machines/Point of Sale terminals from 10 years to 5 years. As a result of the aforesaid revision, the depreciation charge for the year is higher by ₹29.34 crores with a corresponding decrease in the net block of fixed assets.

4.2 Provision on standard advances

With effect from 31 March 2019, in the case of provision on standard advances the Bank adopted a more stringent policy of maintaining provision on corporate standard advances rated 'BB and Below' and all SMA-2 advances as reported to CRILC, at rates that are higher than those prescribed by RBI. As a result, provisions and contingencies for the year are higher by ₹378 crores with a consequent reduction to the profit before tax.

5 Significant accounting policies

5.1 Investments

Axis Bank Ltd.

Classification

In accordance with the RBI guidelines, investments are classified at the time of purchase as:

- Held for Trading ('HFT');
- Available for Sale ('AFS'); and
- Held to Maturity ('HTM').

Investments that are held principally for sale within a short period are classified as HFT securities. As per the RBI guidelines, HFT securities, which remain unsold for a period of 90 days are transferred to AFS securities.

Investments that the Bank intends to hold till maturity are classified under the HTM category. Investments in the equity of subsidiaries/joint ventures are categorised as HTM in accordance with the RBI guidelines.

All other investments are classified as AFS securities.

However, for disclosure in the Balance Sheet, investments in India are classified under six categories - Government Securities, Other approved securities, Shares, Debentures and Bonds, Investment in Subsidiaries/Joint Ventures and Others.

Investments made outside India are classified under three categories – Government Securities, Subsidiaries and/or Joint Ventures abroad and Others.

Transfer of security between categories

Transfer of security between categories of investments is accounted as per the RBI guidelines.

Acquisition cost

Costs including brokerage and commission pertaining to investments, paid at the time of acquisition, are charged to the Profit and Loss Account.

Broken period interest is charged to the Profit and Loss Account.

Cost of investments is computed based on the weighted average cost method.

Valuation

Investments classified under the HTM category: Investments are carried at acquisition cost unless it is more than the face value, in which case the premium is amortised over the period remaining to maturity on a constant yield to maturity basis. In terms of RBI guidelines, discount on securities held under HTM category is not accrued and such securities are held at the acquisition cost till maturity.

Investments classified under the AFS and HFT categories: Investments under these categories are marked to market. The market/fair value of quoted investments included in the 'AFS' and 'HFT' categories is the market price of the scrip as available from the trades/quotes on the stock exchanges or prices declared by Primary Dealers Association of India ('PDAI') jointly with Fixed Income Money Market and Derivatives Association of India ('FIMMDA')/ Financial Benchmark India Private Limited ('FBIL'), periodically. Net depreciation, if any, within each category of each investment classification is recognised in the Profit and Loss Account. The net appreciation if any, under each category of each investment classification is ignored. The depreciation on securities acquired by way of conversion of outstanding loans is provided in accordance with the RBI guidelines. The book value of individual securities is not changed consequent to the periodic valuation of investments.

Non-performing investments are identified and provision is made thereon as per RBI guidelines.

Treasury Bills, Exchange Funded Bills, Commercial Paper and Certificate of Deposits being discounted instruments, are valued at carrying cost.

Units of mutual funds are valued at the latest repurchase price/net asset value declared by the mutual fund.

Market value of investments where current quotations are not available, is determined as per the norms prescribed by the RBI as under:

- the market/fair value of unquoted government securities which are in the nature of Statutory Liquidity Ratio ('SLR') securities included in the AFS and HFT categories is computed as per the rates published by FIMMDA/FBIL;
- in case of unquoted bonds, debentures and preference shares where interest/dividend is received regularly (i.e. not overdue beyond 90 days), the market price is derived based on the YTM for Government Securities as published by FIMMDA/PDAI/FBIL and suitably marked up for credit risk applicable to the credit rating of the instrument. The matrix for credit risk mark-up for each category and credit ratings along with residual maturity issued by FIMMDA/FBIL is adopted for this purpose;
- in case of bonds and debentures (including Pass Through Certificates) where interest is not received regularly (i.e. overdue beyond 90 days), the valuation is in accordance with prudential norms for provisioning as prescribed by RBI;

- equity shares, for which current quotations are not available or where the shares are not quoted on the stock exchanges, are valued at break-up value (without considering revaluation reserves, if any) which is ascertained from the company's latest Balance Sheet. In case the latest Balance Sheet is not available, the shares are valued at ₹1 per company;
- units of Venture Capital Funds ('VCF') held under AFS category where current quotations are not available are value based on the latest audited financials of the fund. In case the audited financials are not available for a period beyond 18 months, the investments are valued at ₹1 per VCF. Investment in unquoted VCF after 23 August, 2006 are categorised under HTM category for the initial period of three years and valued at cost as per RBI guidelines; and
- in case investments in security receipts on or after 1 April, 2017 which are backed by more than 50 percent of the stressed assets sold by the Bank, provision for depreciation in value is made at the higher of - provisioning rate required in terms of net asset value declared by the Reconstruction Company ('RC')/Securitisation Company ('SC') or the provisioning rate as per the extant asset classification and provisioning norms as applicable to the underlying loans, assuming that the loan notionally continued in the books of the bank. All other investments in security receipts are valued as per the NAV obtained from the issuing RC/SCs.

All investments are accounted for on settlement date, except investments in equity shares which are accounted for on trade date.

Disposal of investments

Investments classified under the HTM category: Realised gains are recognised in the Profit and Loss Account and subsequently appropriated to Capital Reserve account (net of taxes and transfer to statutory reserves) in accordance with the RBI guidelines. Losses are recognised in the Profit and Loss Account.

Investments classified under the AFS and HFT categories: Realised gains/losses are recognised in the Profit and Loss Account.

Repurchase and reverse repurchase transactions

Repurchase and reverse repurchase transactions in government securities and corporate debt securities including those conducted under the Liquidity Adjustment Facility ('LAF') and Marginal Standby Facility ('MSF') with RBI are accounted as collateralised borrowing and lending respectively. Borrowing cost on repo transactions is accounted as interest expense and revenue on reverse repo transactions is accounted as interest income.

Short Sales

In accordance with the RBI guidelines, the Bank undertakes short sale transactions in Central Government dated securities. The short positions are reflected in 'Securities Short Sold ('SSS') A/c', specifically created for this purpose. Such short positions are categorised under HFT category and netted off from investments in the Balance Sheet. These positions are marked-to-market along with the other securities under HFT portfolio and the resultant mark-to-market gains/losses are accounted for as per the relevant RBI guidelines for valuation of investments discussed earlier.

Subsidiaries

Investments are initially recognised at cost which comprises purchase price and directly attributable acquisition charges such as brokerage, fees and duties.

Investments which are readily realisable and intended to be held for not more than one year from the date on which such investments are made, are classified as current investments. All other investments are classified as long term investments.

Current investments are carried in the financial statements at lower of cost and fair value determined on an individual investment basis. Any reduction in the carrying amount and any reversal of such reductions are charged or credited to the Profit and Loss Account.

Long term investments are stated at cost. Provision is made to recognise a decline, other than temporary, in the value of such investments.

5.2 Advances

Axis Bank Ltd.

Advances are classified into performing and non-performing advances ('NPAs') as per the RBI guidelines and are stated net of bills rediscounted, inter-bank participation certificates, specific provisions made towards NPAs, interest in suspense for NPAs, claims received from Export Credit Guarantee Corporation, provisions for funded interest on term loan classified as NPAs, provisions in lieu of diminution in the fair value of restructured assets and floating provisions.

NPAs are classified into sub-standard, doubtful and loss assets based on the criteria stipulated by the RBI. Advances held at the overseas branches that are identified as impaired as per host country regulations for reasons other than record of recovery, but which are standard as per the RBI guidelines, are classified as NPAs to the extent of amount outstanding in the host country. Provisions for NPAs are made for sub-standard and doubtful assets at rates as prescribed by the RBI with the exception for agriculture advances and schematic retail advances. In respect of schematic retail advances, provisions are made in terms of a bucket-wise policy upon reaching specified stages of delinquency (90 days or more of delinquency) under each type of loan, which satisfies the RBI prudential norms on provisioning. Provisions in respect of agriculture advances classified into sub-standard and doubtful assets are made at rates which are higher than those prescribed by the RBI. Provisions for advances booked in overseas branches, which are standard as per the RBI guidelines but are classified as NPAs based on host country guidelines, are made as per the host country regulations. In case of NPAs referred to National Company Law Tribunal (NCLT) under Insolvency and Bankruptcy Code (IBC) where resolution plan or liquidation order has been approved by NCLT, provision is maintained at higher of the requirement under RBI guidelines or the likely haircut as per resolution plan or liquidation order.

Restructured assets are classified and provided for in accordance with the guidelines issued by RBI from time to time.

Loss assets and unsecured portion of doubtful assets are provided/written off as per the extant RBI guidelines.

Amounts recovered against debts written off are recognised in the Profit and Loss account and included under "Other Income".

The Bank holds provision in accordance with the RBI guidelines, on assets where change in ownership under Strategic Debt Restructuring (SDR) scheme/Outside SDR scheme has been implemented before 12 February, 2018 or Scheme for Sustainable Structuring of Stressed Asset (S4A) has been implemented before 12 February, 2018.

In respect of borrowers classified as non-cooperative and willful defaulters, the Bank makes accelerated provisions as per extant RBI guidelines.

Loans reported as fraud are classified as loss assets, and fully provided immediately without considering the value of security.

For entities with Unhedged Foreign Currency Exposure (UFCE), provision is made in accordance with the guidelines issued by RBI, which requires to ascertain the amount of UFCE, estimate the extent of likely loss and estimate the riskiness of unhedged position. This provision is classified under Schedule 5 – Other Liabilities in the Balance Sheet.

The Bank maintains a general provision on standard advances at the rates prescribed by RBI other than for corporate standard advances rated 'BB and Below' and all SMA-2 advances as reported to CRILC where general provision is maintained at rates that are higher than those prescribed by RBI. In case of overseas branches, general provision on standard advances is maintained at the higher of the levels stipulated by the respective overseas regulator or RBI. The Bank also maintains general provision on positive Mark-to-Market (MTM) on derivatives at the rates prescribed by RBI.

Under its home loan portfolio, the Bank offers housing loans with certain features involving waiver of Equated Monthly Installments ('EMIs') of a specific period subject to fulfilment of a set of conditions by the borrower. The Bank makes provision against the probable loss that could be incurred in future on account of waivers to eligible borrowers in respect of such loans based on actuarial valuation conducted by an independent actuary. This provision is classified under Schedule 5 – Other Liabilities in the balance sheet.

Axis Finance Ltd.

Advances are classified into performing and non-performing advances ('NPAs') as per the RBI guidelines and are stated net of specific provisions made towards NPAs. Further, NPAs are classified into sub-standard, doubtful and loss assets based on the criteria stipulated by the RBI. Provisions for NPAs are made at rates as prescribed by the RBI.

Non-performing loans are written off / provided for, as per management estimates, subject to the minimum provision required as per Non-Banking Financial Company - Systemically Important Non-Deposit taking Company and Deposit taking Company (Reserve Bank) Directions, 2016.

5.3 Country risk

Axis Bank Ltd.

In addition to the provisions required to be held according to the asset classification status, provisions are held for individual country exposure (other than for home country as per the RBI guidelines). Such provisions are held only in respect of those countries where the net funded exposure of the Bank exceeds 1% of its total assets. For this purpose the countries are categorised into seven risk categories namely insignificant, low, moderate, high, very high, restricted and off-credit as per RBI guidelines. Provision is made on exposures exceeding 180 days on a graded scale ranging from 0.25% to 100%. For exposures with contractual maturity of less than 180 days, 25% of the normal provision requirement is held. If the net funded exposure of the Bank in respect of each country does not exceed 1% of the total assets, no provision is maintained on such country exposure in accordance with RBI guidelines. This provision is classified under Schedule 5 – Other Liabilities in the Balance Sheet.

5.4 Securitisation

Axis Bank Ltd.

The Bank enters into purchase/sale of corporate and retail loans through direct assignment/Special Purpose Vehicle ('SPV'). In most cases, post securitisation, the Bank continues to service the loans transferred to the assignee/SPV. The Bank also provides credit enhancement in the form of cash collaterals and/or by subordination of cash flows to Senior Pass through Certificate ('PTC') holders. In respect of credit enhancements provided or recourse obligations (projected delinquencies, future servicing etc.) accepted by the Bank, appropriate provision/disclosure is made at the time of sale in accordance with AS-29, Provisions, Contingent Liabilities and Contingent Assets as notified under Section 133 of the Companies Act, 2013 read together with paragraph 7 of the Companies (Accounts) Rules, 2014 and the Companies (Accounting Standards) Amendment Rules, 2016.

In accordance with RBI guidelines of 7 May, 2012 on 'Guidelines on Securitisation of Standard Assets', gain on securitisation transaction is recognised over the period of the underlying securities issued by the SPV. Loss on securitisation is immediately debited to the Profit and Loss Account.

5.5 Foreign currency transactions

Group

In respect of domestic operations, transactions denominated in foreign currencies are accounted for at the rates prevailing on the date of the transaction. Monetary foreign currency assets and liabilities are translated at the Balance Sheet date at rates notified by Foreign Exchange Dealers Association of India ('FEDAI'). All profits/losses resulting from year end revaluations are recognised in the Profit and Loss Account.

Financial statements of foreign operations classified as non-integral foreign operations as per the RBI guidelines are translated as follows:

- Assets and liabilities (both monetary and non-monetary as well as contingent liabilities) are translated at closing exchange rates notified by FEDAI at the Balance Sheet date.

- Income and expenses are translated at the rates prevailing on the date of the transactions.
- All resulting exchange differences are accumulated in a separate 'Foreign Currency Translation Reserve' till the disposal of the net investments. Any realised gains or losses on such disposal are recognised in the Profit and Loss Account.

Outstanding forward exchange contracts including tom/spot contracts (excluding currency swaps undertaken to hedge foreign currency assets/liabilities and funding swaps which are not revalued) are revalued at year end on PV basis by discounting the forward value till spot date and converting the FCY amount using the respective spot rates as notified by FEDAI. The resulting gains or losses on revaluation are included in the Profit and Loss Account in accordance with RBI/FEDAI guidelines.

Premium/discount on currency swaps undertaken to hedge foreign currency assets and liabilities and funding swaps is recognised as interest income/expense and is amortised on a pro-rata basis over the underlying swap period.

Contingent liabilities on account of forward exchange and derivative contracts, guarantees, acceptances, endorsements and other obligations denominated in foreign currencies are disclosed at closing rates of exchange notified by FEDAI.

5.6 Derivative transactions

Axis Bank Ltd.

Derivative transactions comprise of forward contracts, swaps and options which are disclosed as contingent liabilities. The forwards, swaps and options are categorised as trading or hedge transactions. Trading derivative contracts are revalued at the Balance Sheet date with the resulting unrealised gain or loss being recognised in the Profit and Loss Account and correspondingly in other assets (representing positive Mark-to-Market) and in other liabilities (representing negative Mark-to-Market (MTM)) on a gross basis. For hedge transactions, the Bank identifies the hedged item (asset or liability) at the inception of transaction itself. The effectiveness is ascertained at the time of inception of the hedge and periodically thereafter. Hedge swaps are accounted for on accrual basis except in case of swaps designated with an asset or liability that is carried at market value or lower of cost or market value in the financial statements. In such cases the swaps are marked-to-market with the resulting gain or loss recorded as an adjustment to the market value of designated asset or liability. Pursuant to the RBI guidelines any receivables under derivative contracts comprising of crystallised receivables as well as positive MTM in respect of future receivables which remain overdue for more than 90 days are reversed through the Profit and Loss account and are held in separate Suspense Account.

Premium on options is recognized as income/expense on expiry or early termination of the transaction.

Currency futures contracts are marked-to-market using daily settlement price on a trading day, which is the closing price of the respective futures contracts on that day. While the daily settlement price is computed based on the last half an hour weighted average price of such contract, the final settlement price is taken as the RBI reference rate on the last trading day of the futures contract or as may be specified by the relevant authority from time to time. All open positions are marked-to-market based on the settlement price and the resultant marked-to-market profit/loss is daily settled with the exchange.

Valuation of Exchange Traded Currency Options (ETCO) is carried out on the basis of the daily settlement price of each individual option provided by the exchange and valuation of Interest Rate Futures (IRF) is carried out on the basis of the daily settlement price of each contract provided by the exchange.

5.7 Revenue recognition

Axis Bank Ltd.

Interest income is recognised on an accrual basis in accordance with AS-9, Revenue Recognition as notified under Section 133 of the Companies Act, 2013 read together with paragraph 7 of the Companies (Accounts) Rules, 2014, the Companies (Accounting Standards) Amendment Rules, 2016 and the RBI guidelines except in the case of interest income on non-performing assets and loans under Strategic Debt Restructuring (SDR) scheme and Scheme for Sustainable Structuring of Stressed Asset (S4A) of RBI, where it is recognised on receipt basis if overdue for more than 90 days. Income on non-coupon bearing or low-coupon bearing discounted instruments is recognised over the tenor of the instrument on a constant yield basis.

Guarantee commission is recognised on a pro-rata basis over the period of the guarantee. Locker rent and annual fees for credit cards are recognised on a straight-line basis over the period of contract. Arrangership/syndication fee is accounted for on completion of the agreed service and when right to receive is established. Other fees and commission income are recognised when due.

Interest income on investments in discounted PTCs is recognized on a constant yield basis.

Dividend is accounted on an accrual basis when the right to receive the dividend is established.

Gain/loss on sell down of loans and advances through direct assignment is recognised at the time of sale.

Fees paid/received for Priority Sector Lending Certificates ('PSLC') is amortised on straight-line basis over the tenor of the certificate.

In accordance with RBI guidelines on sale of non-performing advances, if the sale is at a price below the net book value (i.e. book value less provisions held), the shortfall is charged to the Profit and Loss Account. If the sale is for a value higher than the net book value, the excess provision is credited to the Profit and Loss Account in the year the amounts are received.

The Bank deals in bullion business on a consignment basis. The difference between the price recovered from customers and cost of bullion is accounted for at the time of sale to the customers. The Bank also deals in bullion on a borrowing and lending basis and the interest paid/received is accounted on an accrual basis.

Subsidiaries

Revenue is recognised to the extent that it is probable that the economic benefits will flow to the Company and the revenue can be reliably measured. Fee income is recognised on the basis of accrual when all the services are performed.

Interest income is recognised on an accrual basis.

Dividend income is recognised when the right to receive payment is established by the balance sheet date.

Income from sale of investments is determined on weighted average basis and recognised on the trade date basis.

Axis Capital Ltd.

Brokerage income in relation to stock broking activity is recognised as per contracted rates at the execution of transactions on behalf of the customers on a trade date basis. Gains/losses on dealing in securities are recognised on a trade date basis.

Revenue from issue management, loan syndication, financial advisory services is recognised based on the stage of completion of assignments and terms of agreement with the client.

Selling commissions/brokerage generated from primary market operations i.e. procuring subscriptions from investors for public offerings of companies, mutual funds, etc. are recorded on determination of the amount due to the Company, once the allotment of securities are completed.

Axis Trustee Services Ltd.

Annual Fees for trusteeship services and servicing fees are recognised, on a straight line basis, over the period when services are performed. Initial acceptance fee is recognised as and when the 'Offer Letter' for the services to be rendered is accepted by the customer.

Realised gains and losses on mutual funds are dealt with in the statement of profit and loss. The cost of units in mutual fund sold are determined on weighted average basis for the purpose of calculating gains or losses on sale/redemption of such units.

Axis Asset Management Company Ltd.

Management fees are recognised on accrual basis at specific rates, applied on the average daily net assets of each scheme. The fees charged are in accordance with the terms of scheme information documents of respective schemes and are in line with the provisions of SEBI (Mutual Funds) Regulations, 1996 as amended from time to time.

Management fees from Portfolio Management Services, Alternate Investment Fund and Investment advisory fees-offshore are recognized on an accrual basis as per the terms of the contract with the customers.

Axis Mutual Fund Trustee Ltd.

Trustee fee is recognised on accrual basis, at the specific rates/amount approved by the Board of Directors of the Company, within the limits specified under the Deed of Trust, and is applied on the net assets of each scheme of Axis Mutual Fund.

Axis Finance Ltd.

Interest and other dues are accounted on accrual basis except in the case of non-performing loans where it is recognised upon realisation, as per the income recognition and asset classification norms prescribed by the RBI.

Income on discounted instruments is recognised over the tenure of the instrument on a straight-line method.

Axis Securities Ltd.

Business sourcing and resource management fee is recognised on accrual basis when all the services are performed.

Income from subscription plan to the extent of account opening fees is recognised upfront and balance is amortised over the validity of plan.

Selling commissions/brokerage generated from primary market operations i.e. procuring subscriptions from investors for public offerings of companies, mutual funds etc. are recorded on determination of the amount due to the company, once the allotment of securities are completed.

Brokerage income on securities is recognised as per contracted rates at the execution of transactions on behalf of the customers on the trade date. Gains/losses on dealing in securities are recognised on trade date basis.

Depository fees are recognised on completion of the transaction.

Portfolio management fees are accounted on accrual basis as follows:

In case of fees based on fixed percentage of the corpus/fixed amount, income is accrued at the end of the quarter/month.

In case of fees, based on the returns of the portfolio, income is accounted on each anniversary as per the agreement.

A.Treds Ltd.

Onboarding Fee is one time fee and is recognized at the time of onboarding of Buyer, Seller or financier. Transaction fee is recurring in nature and is recognised upfront on the date of the transaction. The company follows recognition of annual fee on time proportion basis over the tenure of one year.

Freecharge Payment Technologies Private Ltd.

Revenue from commission income

Merchant check out fee from wallet transaction is recognised on the basis of successful pay-out of wallet usage to the respective merchants. The transactions are settled on a daily basis with the merchant, net of MDR revenue. The taxes (GST) collected on behalf of the government and, therefore, these are not economic benefits flowing to the Company, hence, excluded from revenue.

Revenue from payment and storage service

The revenue from payment and storage service is recognised for providing PG aggregation service and as a payments platform for transactions of the merchant executed through payment gateway. The Company collects revenue on the basis of the payment gateway transactions routed through its payment platform on a monthly basis.

Other operating revenue

Revenues from ancillary activities like convenience fee, commission income etc, are recognised upon rendering of services.

Accelyst Solutions Private Ltd.

Revenue from commission income

Revenues from operating an internet portal providing recharge and bill payment services is recognised upon successful recharge / payment confirmation for the transactions executed. The taxes collected by company on behalf of the government are not economic benefits flowing to the Company, hence, they are excluded from revenue.

Miscellaneous revenue

Revenues from ancillary activities e.g. freefund code generation fees, convenience fee, sale of coupons and vendor's application installation etc. is recognised upon rendering of services. Upon expiry of validity of freefund codes sold by company, income is recognised to the extent of value of such codes.

Unbilled revenue

Receivable are generally carried at the original invoiced amount, less an allowance for doubtful receivables where there is objective evidence that balances will not be recovered in full. Unbilled receivables is recognized to the extent for the services not billed at the reporting date.

5.8 Scheme expenses

Axis Asset Management Company Ltd.

Fund Expenses

Expenses of schemes of Axis Mutual Fund in excess of the stipulated limits as per SEBI (Mutual Fund) Regulations, 1996 and expenses incurred directly (inclusive of advertisement/brokerage expenses) on behalf of schemes of Axis Mutual Fund are charged to the Profit and Loss Account.

New fund offer expenses

Expenses relating to new fund offer of Axis Mutual Fund are charged to the Profit and Loss Account in the year in which they are incurred.

Brokerage

Clawbackable brokerages paid by the Company in advance is charged to the statement of Profit and Loss account over the claw-back period/tenure of the respective scheme. The unamortized portion of the clawbackable brokerage is carried forward as prepaid expense.

Upfront brokerage on closed ended and fixed tenure schemes is amortized over the tenure of the respective scheme and in case of Equity Linked Saving Scheme (ELSS), upfront brokerage is amortized over 3 years. The unamortized portion of the brokerage is carried forward as prepaid expense. Any other brokerage is expensed out in the year in which they are incurred.

Brokerage paid on certain PMS products are amortised over the exit load period. Unamortised portion of brokerage is carried forward as prepaid expenses.

Brokerage paid on Alternate Investment Fund schemes is amortized over the minimum tenure of the scheme. The unamortized portion of the brokerage is carried forward as prepaid expense.

5.9 Fixed assets and depreciation/impairment

Group

Fixed assets are carried at cost of acquisition less accumulated depreciation and impairment, if any. Cost includes initial handling and delivery charges, duties, taxes and incidental expenses related to the acquisition and installation of the asset.

Capital work-in-progress includes cost of fixed assets that are not ready for their intended use and also includes advances paid to acquire fixed assets.

Depreciation is provided over the estimated useful life of a fixed asset on the straight-line method from the date of addition. The management believes that depreciation rates currently used, fairly reflect its estimate of the useful lives and residual values of fixed assets based on historical experience of the Group, though these rates in certain cases are different from lives prescribed under Schedule II of Companies Act, 2013.

Asset	Estimated useful life
Leased Land	As per the term of the agreement
Owned premises	60 years
Locker cabinets/cash safe/strong room door	10 years
EPABX, telephone instruments	8 years
Modem, scanner, routers, hubs, switches, racks/cabinets for IT equipment	5 years
UPS, VSAT, fax machines	5 years
Cheque book/cheque encoder, currency counting machine, fake note detector	5 years
Application software	5 years
Electronic Data Capture (EDC)/ Point of Sale (POS) machines	5 years
Vehicles	4 years
Computer hardware including printers	3 years
CCTV and video conferencing equipment	3 years
Assets at staff residence	3 years
Mobile phone	2 years
All other fixed assets	10 years

Depreciation on assets sold during the year is recognised on a pro-rata basis to the Profit and Loss Account till the date of sale.

In case of Bank, Profit on sale of premises is appropriated to Capital Reserve account (net of taxes and transfer to statutory reserve) in accordance with RBI instructions.

The carrying amounts of assets are reviewed at each Balance Sheet date to ascertain if there is any indication of impairment based on internal/external factors. An impairment loss is recognised wherever the carrying amount of an asset exceeds its recoverable amount. The recoverable amount is the greater of the asset's net selling price and value in use. In assessing value in use, the estimated future cash flows are discounted to their present value at the weighted average cost of capital. After impairment, depreciation is provided on the revised carrying amount of the asset over its remaining useful life.

5.10 Non-banking assets

Non-banking assets ('NBAs') acquired in satisfaction of claims include land and other immovable property. In the case of land, the Bank creates provision and follows the accounting treatment as per specific RBI directions. Other non-banking assets are carried at lower of net book value and net realizable value.

5.11 Lease transactions

Group

Leases where the lessor effectively retains substantially all the risks and benefits of ownership over the lease term are classified as operating lease. Lease payments for assets taken on operating lease are recognised as an expense in the Profit and Loss Account on a straight-line basis over the lease term. Lease income from assets given on operating lease is recognized as income in Profit and Loss Account on a straight line basis over the lease term.

5.12 Retirement and other employee benefits

Provident Fund

Axis Bank Ltd.

Retirement benefit in the form of provident fund is a defined benefit plan wherein the contributions are charged to the Profit and Loss Account of the year when the contributions to the fund are due and when services are rendered by the employees. Further, an actuarial valuation is conducted by an independent actuary using the Projected Unit Credit Method as at 31 March each year to determine the deficiency, if any, in the interest payable on the contributions as compared to the interest liability as per the statutory rate. Actuarial gains/losses are immediately taken to the Profit and Loss Account and are not deferred.

Subsidiaries

Retirement benefit in the form of provident fund is a defined contribution scheme. The Company has no obligation, other than the contribution payable to the provident fund. The Company recognises contribution payable to the provident fund scheme as an expenditure, when an employee renders the related service.

Gratuity

Axis Bank Ltd.

The Bank contributes towards gratuity fund (defined benefit retirement plan) administered by various insurers for eligible employees. Under this scheme, the settlement obligations remain with the Bank, although various insurers administer the scheme and determine the contribution premium required to be paid by the Bank. The plan provides a lump sum payment to vested employees at retirement or termination of employment based on the respective employee's salary and the years of employment with the Bank. Liability with regard to gratuity fund is accrued based on actuarial valuation conducted by an independent actuary using the Projected Unit Credit Method as at 31 March each year. In respect of employees at overseas branches (other than expatriates) liability with regard to gratuity is provided on the basis of a prescribed method as per local laws, wherever applicable. Actuarial gains/losses are immediately taken to the Profit and Loss Account and are not deferred.

Subsidiaries

Gratuity liability is a defined benefit obligation and is provided for on the basis of an actuarial valuation using Projected Unit Credit Method made at the end of each financial year. Actuarial gains/losses are immediately taken to the Profit and Loss Account and are not deferred.

Compensated Absences

Axis Bank Ltd.

Compensated absences are short term in nature for which provision is held on accrual basis.

Axis Asset Management company Ltd.

The company does not have policy to carry forward and accumulation of privilege leave balances.

Subsidiaries other than Axis Asset Management company Ltd.

The Group provides for compensated absences based on actuarial valuation conducted by an independent actuary. The actuarial valuation is carried out as per the Projected Unit Credit Method as at 31 March each year. Actuarial gains/losses are immediately taken to the Profit and Loss Account and are not deferred.

Superannuation

Axis Bank Ltd.

Employees of the Bank are entitled to receive retirement benefits under the Bank's Superannuation scheme either under a cash-out option through salary or under a defined contribution plan. Through the defined contribution plan the Bank contributes annually a specified sum of 10% of the employee's eligible annual basic salary to LIC, which undertakes to pay the lumpsum and annuity benefit payments pursuant to the scheme. Superannuation contributions are recognised in the Profit and Loss Account in the period in which they accrue.

New Pension Scheme ('NPS')

Group

In respect of employees who opt for contribution to the 'NPS', the Group contributes certain percentage of the total basic salary of employees to the aforesaid scheme, a defined contribution plan, which is managed and administered by pension fund management companies. NPS contributions are recognised in the Profit and Loss Account in the period in which they accrue.

Long term deferred variable pay structure

Axis Capital Ltd.

As part of its variable pay structure, the company operates long term deferred variable pay structure plan in which it defers a part of the entitlement which is to be settled in installments over a period of three years at an amount which would be equivalent to the prevailing price of equity share of Bank at the time of settlement. The costs of providing benefits under this plan is determined on the basis of actuarial valuation at the year-end using projected unit credit method.

5.13 Long Term Incentive Plan (LTIP)

Axis Asset Management Company Ltd.

The Company has initiated Axis AMC - Long Term Incentive plan. The points granted to employees as per the guidelines laid down in the plan are encashable after they are held for a specified period as per the terms of the plan. The Company accounts for the liability arising on points granted proportionately over the period from the date of grant till the end of the exercise window. The liability is assessed and provided on the basis of valuation carried out by an independent valuer.

5.14 Reward points

Axis Bank Ltd.

The Bank runs a loyalty program which seeks to recognize and reward customers based on their relationship with the Bank. Under the program, eligible customers are granted loyalty points redeemable in future, subject to certain conditions. In addition, the Bank continues to grant reward points in respect of certain credit cards (not covered under the loyalty program). The Bank estimates the probable redemption of such loyalty/reward points using an actuarial method at the Balance Sheet date by employing an independent actuary. Provision for the said reward points is then made based on the actuarial valuation report as furnished by the said independent actuary.

5.15 Taxation

Group

Income tax expense is the aggregate amount of current tax and deferred tax charge. Current year taxes are determined in accordance with the relevant provisions of Income tax Act, 1961. In case of overseas subsidiary the local tax laws prevailing in that country are followed. Deferred income taxes reflect the impact of current year timing differences between taxable income and accounting income for the year and reversal of timing differences of earlier years.

Deferred tax is measured based on the tax rates and the tax laws enacted or substantively enacted at the Balance Sheet date. Deferred tax assets and deferred tax liabilities are offset, if a legally enforceable right exists to set off assets against liabilities representing current tax and the deferred tax assets and deferred tax liabilities relate to the taxes on income levied by same governing taxation laws.

Deferred tax assets are recognised only to the extent that there is reasonable certainty that sufficient future taxable income will be available against which such deferred tax assets can be realised. The impact of changes in the deferred tax assets and liabilities is recognised in the Profit and Loss Account.

Deferred tax assets are recognised and reassessed at each reporting date, based upon the Management's judgement as to whether realisation is considered as reasonably certain. Deferred tax assets are recognised on carry forward of unabsorbed depreciation and tax losses only if there is virtual certainty supported by convincing evidence that such deferred tax asset can be realised against future profits.

5.16 Share issue expenses

Group

Share issue expenses are adjusted from Share Premium Account in terms of Section 52 of the Companies Act, 2013.

5.17 Earnings per share

Group

The group reports basic and diluted earnings per share in accordance with AS-20, Earnings per Share, as notified under Section 133 of the Companies Act, 2013 read together with paragraph 7 of the Companies (Accounts) Rules, 2014 and the Companies (Accounting Standards) Amendment Rules, 2016. Basic earnings per share is computed by dividing the net profit after tax by the weighted average number of equity shares outstanding for the year.

Diluted earnings per share reflect the potential dilution that could occur if securities or other contracts to issue equity shares were exercised or converted during the year. Diluted earnings per share is computed using the weighted average number of equity shares and dilutive potential equity shares outstanding at the year end except where the results are anti-dilutive.

5.18 Employee stock option scheme

Axis Bank Ltd.

The 2001 Employee Stock Option Scheme ('the Scheme') provides for grant of stock options on equity shares of the Bank to employees and Directors of the Bank and its subsidiaries. The Scheme is in accordance with the Securities and Exchange Board of India (SEBI) (Employees Stock Option Scheme and Employee Stock Purchase Scheme) Guidelines, 1999 ('the Guidelines'). These Guidelines have been repealed in the month of October, 2014 and were substituted by Securities and Exchange Board of India (Share Based Employee Benefits) Regulations, 2014. The Scheme is in compliance with the said regulations. The Bank follows the intrinsic value method to account for its stock based employee compensation plans as per the Guidelines. Options are granted at an exercise price, which is equal to/ less than the fair market price of the underlying equity shares. The excess of such fair market price over the exercise price of the options as at the grant date, if any, is recognised as a deferred compensation cost and amortised on a straight-line basis over the vesting period of such options.

The fair market price is the latest available closing price, prior to the date of grant, on the stock exchange on which the shares of the Bank are listed. If the shares are listed on more than one stock exchange, then the stock exchange where there is highest trading volume on the said date is considered.

5.19 Provisions, contingent liabilities and contingent assets

Group

A provision is recognised when the Group has a present obligation as a result of past event where it is probable that an outflow of resources will be required to settle the obligation, in respect of which a reliable estimate can be made. Provisions are not discounted to its present value and are determined based on best estimate required to settle the obligation at the Balance Sheet date. These are reviewed at each Balance Sheet date and adjusted to reflect the current best estimates.

A disclosure of contingent liability is made when there is:

- a possible obligation arising from a past event, the existence of which will be confirmed by occurrence or non-occurrence of one or more uncertain future events not within the control of the Group; or
- a present obligation arising from a past event which is not recognised as it is not probable that an outflow of resources will be required to settle the obligation or a reliable estimate of the amount of the obligation cannot be made.

When there is a possible obligation or a present obligation in respect of which the likelihood of outflow of resources is remote, no provision or disclosure is made.

Contingent assets are not recognised in the financial statements. However, contingent assets are assessed continually and if it is virtually certain that an inflow of economic benefits will arise, the asset and related income are recognised in the period in which the change occurs.

5.20 Accounting for dividend

Group

As per AS-4 'Contingencies and Events occurring after the Balance sheet date' as notified by the Ministry of Corporate Affairs through amendments to Companies (Accounting Standards) Amendment Rules, 2016, dated 30 March, 2016, the group does not account for proposed dividend (including tax) as a liability through appropriation from the profit and loss account. The same is recognised in the year of actual payout post approval of shareholders. However, the Bank reckons proposed dividend in determining capital funds in computing the capital adequacy ratio.

5.21 Cash and cash equivalents

Group

Cash and cash equivalents include cash in hand, balances with RBI, balances with other banks and money at call and short notice.

18 Notes forming part of the consolidated financial statements

For the year ended 31 March, 2019

1.1 Disclosures

1.1.1 'Provisions and contingencies' recognised in the Profit and Loss Account comprise of:

(₹ in crores)

For the year ended	31 March, 2019	31 March, 2018
Provision for income tax		
- Current tax	3,271.12	1,951.55
- Deferred tax (Refer 1.1.11)	(726.16)	(1,849.69)
	2,544.96	101.86
Provision for non-performing assets (including bad debts written off and write backs)	10,272.11	16,630.57
Provision for restructured assets/strategic debt restructuring/ sustainable structuring	(19.66)	(307.16)
Provision towards standard assets	814.31	(124.37)
Provision for depreciation in value of investments	296.54	(207.67)
Provision for unhedged foreign currency exposure	18.79	(9.30)
Provision for country risk	-	(19.94)
Provision for other contingencies*	654.60	(443.39)
Total	14,581.65	15,620.60

* includes provision for non-banking assets, legal cases and other contingencies

1.1.2 During the year ended 31 March, 2019, the Bank has not raised debt instruments eligible for Tier-I/Tier-II capital.

During the year ended 31 March, 2018, the Bank raised debt instruments eligible for Tier-I/Tier-II capital, the details of which are set out below:

Instrument	Capital	Date of maturity	Period	Coupon	Amount
Subordinated debt	Tier-II	15 June, 2027	120 months	7.66% p.a.	₹5,000 crores
Perpetual debt	Additional Tier I	-*	-	8.75% p.a.	₹3,500 crores

*Call option on expiry of 60 months from the date of allotment

During the year ended 31 March, 2019, the Bank redeemed debt instruments eligible for Tier-I/Tier-II capital, the details of which are set out below:

Instrument	Capital	Date of maturity	Period	Coupon	Amount
Subordinated debt	Tier II	7 November, 2018	120 months	11.75% p.a.	₹1,500 crores
Subordinated debt	Tier II	28 March, 2019	120 months	9.95% p.a.	₹200 crores

During the year ended 31 March, 2018, the Bank redeemed debt instruments eligible for Tier-I/Tier-II capital, the details of which are set out below:

Instrument	Capital	Date of maturity	Period	Coupon	Amount
Upper Tier-II	Tier-II	28 June, 2017*	180 months	7.125% p.a.	\$60 million

* represents call date

1.1.3 Divergence in Asset Classification and Provisioning for NPAs

In terms of the RBI circular no. DBR.BP.BC.No.32/21.04.018/2018-19 dated 01 April, 2019, banks are required to disclose the divergences in asset classification and provisioning consequent to RBI's annual supervisory process in their notes to accounts to the financial statements, wherever either or both of the following conditions are satisfied: (a) the additional provisioning for NPAs assessed by RBI exceeds 10 per cent of the reported profit before provisions and contingencies for the reference period and (b) the additional Gross NPAs identified by RBI exceed 15 per cent of the published incremental Gross NPAs for the reference period.

Based on the above, no disclosure on divergence in asset classification and provisioning for NPAs is required with respect to RBI's annual supervisory process for the year ended 31 March, 2018.

1.1.4 Earnings Per Share ('EPS')

The details of EPS computation is set out below:

As at	31 March, 2019	31 March, 2018
Basic and Diluted earnings for the year (Net profit after tax) (₹ in crores)	5,038.59	455.82
Basic weighted average no. of shares (in crores)	256.90	244.51
Add: Equity shares for no consideration arising on grant of stock options under ESOP (in crores)	1.58	0.75
Diluted weighted average no. of shares (in crores)	258.48	245.26
Basic EPS (₹)	19.61	1.86
Diluted EPS (₹)	19.49	1.86
Nominal value of shares (₹)	2.00	2.00

Dilution of equity is on account of 9,813,655 stock options and 6,033,509 warrants (previous year 7,517,504 stock options)

1.1.5 Employee Stock Options Scheme ('the Scheme')

Pursuant to the approval of the shareholders in February 2001, the Bank approved an Employee Stock Option Scheme under which eligible employees are granted an option to purchase shares subject to vesting conditions. Over the period till December 2018, pursuant to the approval of the shareholders the Bank approved ESOP schemes for options aggregating 265,087,000 that vest in a graded manner over 3 years. The options can be exercised within three/five years from the date of the vesting as the case may be. Within the overall ceiling of 265,087,000 stock options approved for grant by the shareholders as stated earlier, the Bank is also authorised to issue options to eligible employees and Whole Time Directors of the subsidiary companies.

253,158,700 options have been granted under the Scheme till the previous year ended 31 March, 2018.

On 25 April, 2018, the Bank granted 5,825,000 stock options (each option representing entitlement to one equity share of the Bank) to its eligible employees/directors of the Bank/subsidiary companies at a grant price of ₹504.85 per option. Further, on 7 January, 2019, the Bank granted 630,000 stock options (each option representing entitlement to one equity share of the Bank) to its MD & CEO at a grant price of ₹619.60 per option.

Stock option activity under the Scheme for the year ended 31 March, 2019 is set out below:

	Options outstanding	Range of exercise prices (₹)	Weighted average exercise price (₹)	Weighted average remaining contractual life (Years)
Outstanding at the beginning of the year	29,554,909	217.33 to 535.00	432.45	4.22
Granted during the year	6,455,000	504.85 to 619.60	516.05	-
Forfeited during the year	(748,700)	306.54 to 535.00	500.67	-
Expired during the year	(22,400)	288.96	288.96	-
Exercised during the year	(5,105,935)	217.33 to 535.00	336.29	-
Outstanding at the end of the year	30,132,874	288.96 to 619.60	465.06	4.13
Exercisable at the end of the year	17,138,224	288.96 to 535.00	436.22	2.87

The weighted average share price in respect of options exercised during the year was ₹623.15.

Stock option activity under the Scheme for the year ended 31 March, 2018 is set out below:

	Options outstanding	Range of exercise prices (₹)	Weighted average exercise price (₹)	Weighted average remaining contractual life (Years)
Outstanding at the beginning of the year	29,711,124	217.33 to 535.00	383.16	3.98
Granted during the year	6,885,750	503.00	503.00	-
Forfeited during the year	(810,120)	306.54 to 535.00	470.15	-
Expired during the year	(57,910)	217.33 to 289.51	275.32	-
Exercised during the year	(6,173,935)	217.33 to 535.00	270.47	-
Outstanding at the end of the year	29,554,909	217.33 to 535.00	432.45	4.22
Exercisable at the end of the year	16,062,159	217.33 to 535.00	378.40	2.85

The weighted average share price in respect of options exercised during the year was ₹524.51.

Fair Value Methodology

On applying the fair value based method in Guidance Note on 'Accounting for Employee Share-based Payments' the impact on reported net profit and EPS would be as follows:

	31 March, 2019	31 March, 2018
Net Profit (as reported) (₹ in crores)	5,038.59	455.82
Add: Stock based employee compensation expense included in net income (₹ in crores)	-	-
Less: Stock based employee compensation expense determined under fair value based method (proforma) (₹ in crores)	(95.04)	(102.86)
Net Profit (Proforma) (₹ in crores)	4,943.55	352.96
Earnings per share: Basic (in ₹)		
As reported	19.61	1.86
Proforma	19.24	1.44
Earnings per share: Diluted (in ₹)		
As reported	19.49	1.86
Proforma	19.18	1.44

During the years ended, 31 March, 2019 and 31 March, 2018, no cost has been incurred by the Bank on ESOPs issued to the employees of the Bank and employees of subsidiaries under the intrinsic value method.

The fair value of the options is estimated on the date of the grant using the Black-Scholes options pricing model, with the following assumptions:

	31 March, 2019	31 March, 2018
Dividend yield	0.76%	1.16%
Expected life	2.57-4.57 years	2.57-4.57 years
Risk free interest rate	7.07% to 7.63%	6.55% to 6.82%
Volatility	28.78% to 30.82%	31.80% to 33.56%

Volatility is the measure of the amount by which a price has fluctuated or is expected to fluctuate during a period. The measure of volatility used in the Black-Scholes options pricing model is the annualised standard deviation of the continuously compounded rates of return on the stock over a period of time. For calculating volatility, the daily volatility of the stock prices on the National Stock Exchange, over a period prior to the date of grant, corresponding with the expected life of the options has been considered.

The weighted average fair value of options granted during the year ended 31 March, 2019 is ₹164.10 (previous year ₹155.53).

On 27 March, 2019, the Nomination and Remuneration Committee of the Board of Directors of the Bank has approved the grant of upto 10,500,000 stock options to eligible employees. As on 31 March, 2019, there have been no allotments of options under this grant. Accordingly, these options have not been considered in the above disclosure and for disclosure of proforma net profit and EPS under fair value method for FY 2018-19.

1.1.6 Proposed Dividend

The Board of Directors, in their meeting held on 25 April, 2019 have proposed a final dividend of ₹1 per equity share amounting to ₹283.08 crore, inclusive of corporate dividend tax. The proposal is subject to the approval of shareholders at the Annual General Meeting.

1.1.7 Segmental reporting

The business of the Bank is divided into four segments: Treasury, Retail Banking, Corporate/Wholesale Banking and Other Banking Business. These segments have been identified and based on RBI's revised guidelines on Segment Reporting issued on 18 April 2007 vide Circular No. DBOD.No.BP.BC.81/21.04.018/2006-07. The principal activities of these segments are as under.

Segment	Principal Activities
Treasury	Treasury operations include investments in sovereign and corporate debt, equity and mutual funds, trading operations, derivative trading and foreign exchange operations on the proprietary account and for customers. The Treasury segment also includes the central funding unit.
Retail Banking	Constitutes lending to individuals/small businesses through the branch network and other delivery channels subject to the orientation, nature of product, granularity of the exposure and the quantum thereof. Retail Banking activities also include liability products, card services, internet banking, mobile banking, ATM services, depository, financial advisory services and NRI services.
Corporate/Wholesale Banking	Includes corporate relationships not included under Retail Banking, corporate advisory services, placements and syndication, project appraisals, capital market related services and cash management services.
Other Banking Business	Includes para banking activities like third party product distribution and other banking transactions not covered under any of the above three segments.

Unallocated assets and liabilities - All items which are reckoned at an enterprise level are classified under this segment such as deferred tax, money received against share warrants, tax paid in advance net of provision etc.

Business segments in respect of operations of the subsidiaries have been identified and reported taking into account the customer profile, the nature of product and services and the organisation structure.

Revenues of the Treasury segment primarily consist of fees and gains or losses from trading operations and interest income on the investment portfolio. The principal expenses of the segment consist of interest expense on funds borrowed from external sources and other internal segments, premises expenses, personnel costs, other direct overheads and allocated expenses.

Revenues of the Corporate/Wholesale Banking segment consist of interest and fees earned on loans given to customers falling under this segment and fees arising from transaction services and merchant banking activities such as syndication and debenture trusteeship. Revenues of the Retail Banking segment are derived from interest earned on loans classified under this segment and fees for banking and advisory services, ATM interchange fees and cards products. Expenses of the Corporate/Wholesale Banking and Retail Banking segments primarily comprise interest expense on deposits and funds borrowed from other internal segments, infrastructure and premises expenses for operating the branch network and other delivery channels, personnel costs, other direct overheads and allocated expenses.

Segment income includes earnings from external customers and from funds transferred to the other segments. Segment result includes revenue as reduced by interest expense and operating expenses and provisions, if any, for that segment. Segment-wise income and expenses include certain allocations. Inter segment interest income and interest expense represent the transfer price received from and paid to the Central Funding Unit (CFU) respectively. For this purpose, the funds transfer pricing mechanism presently followed by the Bank, which is based on historical matched maturity and internal benchmarks, has been used. Operating expenses other than those directly attributable to segments are allocated to the segments based on an activity-based costing methodology. All activities in the Bank are segregated segment-wise and allocated to the respective segment.

Segmental results are set out below:

(₹ in crores)

	31 March, 2019				Total
	Treasury	Corporate/ Wholesale Banking	Retail Banking	Other Banking Business	
Segment Revenue					
Gross interest income (external customers)	13,874.76	18,442.28	23,726.61	-	56,043.65
Other income	2,254.14	4,686.91	5,447.93	1,799.77	14,188.75
Total income as per Profit and Loss Account	16,128.90	23,129.19	29,174.54	1,799.77	70,232.40
Add/(less) inter segment interest income	57,991.83	6,175.11	20,249.77	0.01	84,416.72
Total segment revenue	74,120.73	29,304.30	49,424.31	1,799.78	154,649.12
Less: Interest expense (external customers)	16,956.96	1,661.64	15,264.87	-	33,883.47
Less: Inter segment interest expense	54,359.22	13,520.57	16,536.06	0.87	84,416.72
Less: Operating expenses	425.22	4,048.91	11,459.17	786.89	16,720.19
Operating profit	2,379.33	10,073.18	6,164.21	1,012.02	19,628.74
Less: Provision for non-performing assets/others*	686.64	9,081.46	2,248.59	20.00	12,036.69
Segment result	1,692.69	991.72	3,915.62	992.02	7,592.05
Less: Provision for tax					2,544.96

	31 March, 2019				Total
	Treasury	Corporate/ Wholesale Banking	Retail Banking	Other Banking Business	
Net Profit before minority interest and earnings from Associate					5,047.09
Less: Minority Interest					8.50
Add: Share of Profit in Associate					-
Extraordinary profit/loss					-
Net Profit					5,038.59
Segment assets	283,240.38	251,253.06	269,476.17	535.04	804,504.65
Unallocated assets					9,541.32
Total assets					814,045.97
Segment liabilities	276,546.85	135,914.54	332,680.34	154.52	745,296.25
Unallocated liabilities ⁽¹⁾					947.10
Total liabilities					746,243.35
Net assets	6,693.53	115,338.52	(63,204.17)	380.52	67,802.62
Capital Expenditure for the year	15.63	205.48	695.24	26.33	942.68
Depreciation on fixed assets for the year	12.48	161.62	545.56	17.50	737.16

⁽¹⁾ Includes minority interest of ₹84.61 crores

* represents material non-cash items other than depreciation

(₹ in crores)

	31 March, 2018				Total
	Treasury	Corporate/ Wholesale Banking	Retail Banking	Other Banking Business	
Segment Revenue					
Gross interest income (external customers)	11,858.83	15,398.90	19,356.33	-	46,614.06
Other income	2,867.70	3,365.49	4,196.21	1,433.22	11,862.62
Total income as per Profit and Loss Account	14,726.53	18,764.39	23,552.54	1,433.22	58,476.68
Add/(less) inter segment interest income	49,386.08	5,402.38	17,298.22	-	72,086.68
Total segment revenue	64,112.61	24,166.77	40,850.76	1,433.22	130,563.36
Less: Interest expense (external customers)	13,375.62	1,155.22	13,072.85	-	27,603.69
Less: Inter segment interest expense	45,761.40	12,352.62	13,972.08	0.58	72,086.68
Less: Operating expenses	393.83	4,004.78	9,941.65	448.10	14,788.36
Operating profit	4,581.76	6,654.15	3,864.18	984.54	16,084.63
Less: Provision for non-performing assets/others*	1,763.26	11,894.90	1,860.58	-	15,518.74
Segment result	2,818.50	(5,240.75)	2,003.60	984.54	565.89
Less: Provision for tax					101.86
Net Profit before minority interest and earnings from Associate					464.03
Less: Minority Interest					8.21
Add: Share of Profit in Associate					-
Extraordinary profit/loss					-
Net Profit					455.82
Segment assets	227,258.49	236,010.17	230,592.20	813.36	694,674.22
Unallocated assets					9,029.15
Total assets					703,703.37

	31 March, 2018				Total
	Treasury	Corporate/ Wholesale Banking	Retail Banking	Other Banking Business	
Segment liabilities	234,071.37	138,435.00	265,852.74	195.25	638,554.36
Unallocated liabilities ⁽¹⁾					941.60
Total liabilities					639,495.96
Net assets	(6,812.88)	97,575.17	(35,260.54)	618.11	64,207.41
Capital Expenditure for the year	16.70	235.20	523.89	18.99	794.78
Depreciation on fixed assets for the year	11.90	173.05	389.98	15.65	590.58

⁽¹⁾ Includes minority interest of ₹69.51 crores

* represents material non-cash items other than depreciation

Geographic Segments

(₹ in crores)

	Domestic		International		Total	
	31 March, 2019	31 March, 2018	31 March, 2019	31 March, 2018	31 March, 2019	31 March, 2018
Revenue	66,514.42	55,799.56	3,717.98	2,677.12	70,232.40	58,476.68
Assets	760,394.09	635,920.35	53,651.87	67,783.02	814,045.96	703,703.37
Capital Expenditure for the year	939.95	785.35	2.73	9.43	942.68	794.78
Depreciation on fixed assets for the year	733.00	585.77	4.16	4.81	737.16	590.58

1.1.8 Related party disclosure

The related parties of the Group are broadly classified as:

a) Promoters

The Bank has identified the following entities as its Promoters.

- Administrator of the Specified Undertaking of the Unit Trust of India (SUUTI)
- Life Insurance Corporation of India (LIC)
- General Insurance Corporation, New India Assurance Co. Limited, National Insurance Co. Limited, United India Insurance Co. Limited and The Oriental Insurance Co. Limited.

b) Key Management Personnel

- Mr. Amitabh Chaudhry (MD & CEO) (w.e.f. 1 January, 2019)
- Ms. Shikha Sharma (MD & CEO) (upto 31 December, 2018)
- Mr. V. Srinivasan (Deputy Managing Director) (upto 20 December, 2018)
- Mr. Rajesh Dahiya [Executive Director (Corporate Centre)]
- Mr. Rajiv Anand [Executive Director (Wholesale Banking)]

c) **Relatives of Key Management Personnel**

Mr. Sanjaya Sharma, Ms. Usha Bharadwaj, Mr. Tilak Sharma, Ms. Tvisha Sharma, Dr. Sanjiv Bharadwaj, Dr. Prashant Bharadwaj, Dr. Brevis Bharadwaj, Dr. Reena Bharadwaj, Ms. Gayathri Srinivasan, Mr. V. Satish, Ms. Camy Satish, Ms. Ananya Srinivasan, Ms. Anagha Srinivasan, Ms. Geetha N., Ms. Chitra R., Ms. Sumathi N., Mr. S. Ranganathan, Mr. R. Narayan, Ms. Gitanjali Anand, Ms. Tara Anand, Ms. Nandita Anand, Mr. P.L. Narain, Mr. P. Srinivas, Ms. Ratna Rao Shekar, Ms. P. Kamashi, Ms. Hemant Dahiya, Ms. Arooshi Dahiya, Ms. Mallika Dahiya, Ms. Jal Medha, Ms. Pooja Rathi, Mr. Jai Prakash Dahiya, Ms. Preeti Chaudhry, Mr. Anagh Chaudhry, Mr. Aruj Chaudhry, Mr. Aryan Chaudhry, Ms. Chhavi Kharb, Mr. Ashok Kharb, Mr. Om Singh Chaudhry, Ms. Kusum Chaudhry.

The details of transactions of the Group with its related parties during the year ended 31 March, 2019 are given below:

(₹ in crores)

Items/Related Party	Promoters	Key Management Personnel	Relatives of Key Management Personnel#	Total
Dividend paid	-	-	-	-
Interest paid	554.78	0.41	0.12	555.31
Interest received	0.13	1.09	-	1.22
Investment in non-equity instrument of related party	341.26	-	-	341.26
Investment of related party in the Bank	-	17.93	-	17.93
Investment of related party in Hybrid capital/Bonds of the Bank	-	-	-	-
Redemption of Hybrid capital/Bonds of the Bank	1,510.00	-	-	1,510.00
Purchase of investments	205.00	-	-	205.00
Sale of investments	857.07	-	-	857.07
Remuneration paid	-	18.49	-	18.49
Contribution to employee benefit fund	17.00	-	-	17.00
Repayment of security deposits by related party	0.12	-	-	0.12
Non-funded commitments (issued)	-	-	-	-
Advance granted (net)	-	-	-	-
Advance repaid	0.45	7.38	-	7.83
Receiving of services	128.91	-	-	128.91
Rendering of services	28.04	0.10	-	28.14
Sale of foreign exchange currency to related party	-	1.35	0.01	1.36
Other reimbursements from related party	0.10	-	-	0.10
Other reimbursements to related party	0.66	-	-	0.66

Details of transactions of the Bank with relatives of KMP are for the period during which the KMP are related parties of the Bank.

The balances payable to/receivable from the related parties of the Group as on 31 March, 2019 are given below:

(₹ in crores)

Items/Related Party	Promoters	Key Management Personnel	Relatives of Key Management Personnel	Total
Deposits with the Bank	9,146.04	13.91	0.55	9,160.50
Placement of security deposits	0.31	-	-	0.31
Advances	6.62	10.90	0.03	17.55
Investment in non-equity instruments of related party	290.05	-	-	290.05
Investment of related party in the Bank	93.60	0.08	-	93.68
Non-funded commitments	3.33	-	-	3.33
Investment of related party in Hybrid capital/ Bonds of the Bank	2,790.00	-	-	2,790.00
Payable under management contracts	-	-	-	-
Other receivables (net)	-	-	-	-
Other payables (net)	-	-	-	-

The maximum balances payable to/receivable from the related parties of the Group during the year ended 31 March, 2019 are given below:

(₹ in crores)

Items/Related Party	Promoters	Key Management Personnel	Relatives of Key Management Personnel	Total
Deposits with the Bank	17,078.36	22.86	5.49	17,106.72
Placement of security deposits	0.43	-	-	0.43
Advances	154.79	19.66	0.17	174.62
Investment of related party in the Bank	135.32	0.52	-	135.84
Investment in non-equity instrument of related party	290.05	-	-	290.05
Non-funded commitments	3.35	-	-	3.35
Investment of related party in Hybrid capital/Bonds of the Bank	4,300.00	-	-	4,300.00
Payable under management contracts	-	3.70	-	3.70
Other receivables (net)	0.03	-	-	0.03
Other payables (net)	-	-	-	-

The details of transactions of the Group with its related parties during the year ended 31 March, 2018 are given below:

(₹ in crores)

Items/Related Party	Promoters	Key Management Personnel	Relatives of Key Management Personnel [#]	Total
Dividend paid	343.52	1.08	-	344.60
Interest paid	545.58	0.22	0.19	545.99
Interest received	0.02	0.77	-	0.79
Investment in non-equity instrument of related party	393.00	-	-	393.00

(₹ in crores)

Items/Related Party	Promoters	Key Management Personnel	Relatives of Key Management Personnel#	Total
Investment of related party in the Bank	1,200.00	33.75	-	1,233.75
Investment of related party in Hybrid capital/Bonds of the Bank	-	-	-	-
Redemption of Hybrid capital/Bonds of the Bank	-	-	-	-
Purchase of investments	188.69	-	-	188.69
Sale of investments	868.73	1.12	-	869.85
Remuneration paid	-	12.18	-	12.18
Contribution to employee benefit fund	16.43	-	-	16.43
Placement of security deposits	0.05	-	-	0.05
Non-funded commitments (issued)	0.20	-	-	0.20
Advance granted (net)	-	7.99	-	7.99
Advance repaid	6.50	0.04	-	6.54
Receiving of services	110.29	-	-	110.29
Rendering of services	32.64	0.13	-	32.77
Sale of foreign exchange currency to related party	-	1.29	-	1.29
Other reimbursements from related party	6.09	-	-	6.09
Other reimbursements to related party	0.75	-	-	0.75

Details of transactions of the Bank with relatives of KMP are for the period during which the KMP are related parties of the Bank.

The balances payable to/receivable from the related parties of the Group as on 31 March, 2018 are given below:

(₹ in crores)

Items/Related Party	Promoters	Key Management Personnel	Relatives of Key Management Personnel	Total
Deposits with the Bank	6,213.80	4.33	3.46	6,221.59
Placement of security deposits	0.43	-	-	0.43
Advances	7.07	18.31	0.04	25.42
Investment in non-equity instruments of related party	205.70	-	-	205.70
Investment of related party in the Bank	135.29	0.50	-	135.79
Non-funded commitments	3.35	-	-	3.35
Investment of related party in Hybrid capital/ Bonds of the Bank	4,300.00	-	-	4,300.00
Payable under management contracts	-	3.70	-	3.70
Other receivables (net)	0.03	-	-	0.03
Other payables (net)	-	-	-	-

The maximum balances payable to/receivable from the related parties of the Group during the year ended 31 March, 2018 are given below:

(₹ in crores)

Items/Related Party	Promoters	Key Management Personnel	Relatives of Key Management Personnel	Total
Deposits with the Bank	10,153.25	17.12	5.78	10,176.15
Placement of security deposits	0.43	-	-	0.43
Advances	16.76	18.31	0.09	35.16
Investment of related party in the Bank	137.76	0.50	-	138.26
Investment in non-equity instrument of the Bank	393.00	-	-	393.00
Non-funded commitments	3.39	-	-	3.39
Investment of related party in Hybrid capital/Bonds of the Bank	4,300.00	-	-	4,300.00
Payable under management contracts	-	3.70	-	3.70
Other receivables (net)	0.25	-	-	0.25
Other payables (net)	-	-	-	-

The significant transactions between the Group and related parties during the year ended 31 March, 2019 and 31 March, 2018 are given below. A specific related party transaction is disclosed as a significant related party transaction wherever it exceeds 10% of the aggregate value of all related party transactions in that category:

(₹ in crores)

Particulars	Year ended 31 March, 2019	Year ended 31 March, 2018
Dividend paid		
Life Insurance Corporation of India	-	165.04
Administrator of the Specified Undertaking of the Unit Trust of India	-	137.42
Interest paid		
Life Insurance Corporation of India	503.97	502.36
Interest received		
Mr. Rajiv Anand	0.74	0.73
Mr Rajesh Dahiya	0.35	0.04
New India Assurance Co. Limited	0.13	0.02
Investment in non-equity instruments of related party		
United India Insurance Co. Limited	241.26	393.00
The Oriental Insurance Co. Limited	100.00	-
Investment of related party in the Bank		
Life Insurance Corporation of India	-	1,200.00
Ms. Shikha Sharma	8.67	17.36
Mr Rajiv Anand	4.05	6.71
Mr Rajesh Dahiya	5.22	1.65
Redemption of Hybrid capital/Bonds of the Bank		
Life Insurance Corporation of India	1,500.00	-

(₹ in crores)

Particulars	Year ended 31 March, 2019	Year ended 31 March, 2018
Purchase of investments		
The Oriental Insurance Co. Limited	205.00	-
United India Insurance Co. Limited	-	188.69
Sale of investments		
New India Assurance Co. Limited	195.00	421.03
General Insurance Corporation Co. Limited	335.02	230.00
United India Insurance Co. Limited	141.29	157.44
The Oriental Insurance Co. Limited	145.76	25.25
Remuneration paid		
Ms. Shikha Sharma	6.83	4.84
Mr. V. Srinivasan	4.53	3.12
Mr. Rajiv Anand	3.18	2.44
Mr. Rajesh Dahiya	2.68	1.78
Contribution to employee benefit fund		
Life Insurance Corporation of India	16.53	16.16
Placement of deposits		
Life Insurance Corporation of India	-	0.05
Advance granted (net)		
Mr. Rajesh Dahiya	-	7.77
Advance repaid		
Life Insurance Corporation of India	0.45	6.50
Mr Rajiv Anand	2.13	-
Mr. Rajesh Dahiya	5.23	-
Receiving of services		
The Oriental Insurance Co. Limited	55.84	66.42
New India Assurance Co. Limited	52.72	27.22
Life Insurance Corporation of India	11.42	10.94
Rendering of services		
Life Insurance Corporation of India	26.60	16.39
General Insurance Corporation Co. Limited	0.07	12.50
Sale of foreign exchange currency to related party		
Ms. Shikha Sharma	1.14	1.29
Mr Amitabh Choudhry	0.15	N.A.
Other reimbursements to related party		
Life Insurance Corporation of India	0.66	0.75
Other reimbursements from related party		
New India Assurance Co. Limited	0.10	2.42
General Insurance Corporation Of India	-	3.67

1.1.9 Leases

Disclosure in respect of assets taken on operating lease

This comprise of office premises/ATMs, cash deposit machines, electronic data capturing machines and IT equipment.

(₹ in crores)

	31 March, 2019	31 March, 2018
Future lease rentals payable as at the end of the year:		
- Not later than one year	805.03	742.66
- Later than one year and not later than five years	2,531.53	2,303.58
- Later than five years	2,249.34	1,874.37
Total of minimum lease payments recognised in the Profit and Loss Account for the year	864.08	823.91

There are no provisions relating to contingent rent.

The terms of renewal/purchase options and escalation clauses are those normally prevalent in similar agreements.

There are generally no undue restrictions or onerous clauses in the agreements.

Disclosure in respect of assets given on operating lease

(₹ in crores)

	31 March, 2019	31 March, 2018
Gross carrying amount of premises at the end of the year	157.91	-
Accumulated depreciation at the end of the year	8.63	-
Total depreciation charged to profit and loss account for the year	0.65	-
Future lease rentals receivable as at the end of the year:		
- Not later than one year	28.99	-
- Later than one year and not later than five years	116.54	-
- Later than five years	100.08	-

There are no provisions relating to contingent rent.

1.1.10 The movement in fixed assets capitalized as application software (included in other Fixed Assets)

(₹ in crores)

Particulars	31 March, 2019	31 March, 2018
At cost at the beginning of the year	1,349.22	1,101.57
Additions during the year*	332.49	247.69
Deductions during the year	(0.23)	(0.04)
Accumulated depreciation as at 31 March	(1,101.01)	(893.69)
Closing balance as at 31 March	580.47	455.53
Depreciation charge for the year	207.32	169.43

*includes movement on account of exchange rate fluctuation

1.1.11 The major components of deferred tax assets and deferred tax liabilities arising out of timing differences are as under:

(₹ in crores)		
As at	31 March, 2019	31 March, 2018
Deferred tax assets on account of provisions for doubtful debts	7,086.15	6,637.49
Deferred tax assets on account of amortisation of HTM investments	8.35	11.28
Deferred tax assets on account of provision for employee benefits	128.42	121.38
Deferred tax assets on account of other items	554.71	280.44
Deferred tax assets	7,777.63	7,050.59
Deferred tax liability on account of depreciation on fixed assets	62.31	103.46
Deferred tax liabilities on account of other items	27.64	35.81
Deferred tax liabilities	89.95	139.27
Net deferred tax asset	7,687.68	6,911.32

1.1.12 Employee Benefits

Provident Fund

Group

The contribution to the employee's provident fund (including Employee Pension Scheme) of the Group amounted to ₹189.45 crores for the year ended 31 March, 2019 (previous year ₹175.11 crores).

Axis Bank Ltd.

The rules of the Bank's Provident Fund administered by a Trust require that if the Board of Trustees are unable to pay interest at the rate declared for Employees' Provident Fund by the Government under para 60 of the Employees' Provident Fund Scheme, 1952 for the reason that the return on investment is less or for any other reason, then the deficiency shall be made good by the Bank. Based on an actuarial valuation conducted by an independent actuary, there is no deficiency as at the Balance Sheet date for the Bank.

The following tables summarise the components of net benefit expenses recognised in the Profit and Loss Account and funded status and amounts recognised in the Balance Sheet for the Provident Fund benefit plan.

Profit and Loss Account

Net employee benefit expenses (recognised in payments to and provisions for employees):

(₹ in crores)		
	31 March, 2019	31 March, 2018
Current Service Cost*	98.60	88.99
Interest on Defined Benefit Obligation	159.70	127.95
Expected Return on Plan Assets	(189.59)	(171.00)
Net Actuarial Losses/(Gains) recognised in the year	29.89	43.05
Total included in "Employee Benefit Expense" [Schedule 16(I)]	98.60	88.99
Actual Return on Plan Assets	132.30	140.05

* includes contribution of ₹0.52 crores towards staff deputed at subsidiaries (previous year ₹0.46 crores)

Balance Sheet

Details of provision for provident fund

(₹ in crores)

	31 March, 2019	31 March, 2018
Fair Value of Plan Assets	2,245.71	2,006.65
Present Value of Funded Obligations	(2,245.71)	(2,006.65)
Net Asset	-	-
Amounts in Balance Sheet		
Liabilities	-	-
Assets	-	-
Net Asset (included under Schedule 11 – Other Assets)	-	-

Changes in the present value of the defined benefit obligation are as follows:

(₹ in crores)

	31 March, 2019	31 March, 2018
Change in Defined Benefit Obligation		
Opening Defined Benefit Obligation	2,006.65	1,688.78
Current Service Cost	98.60	88.99
Interest Cost	159.70	127.95
Actuarial Losses/(Gains)	(27.40)	12.10
Employees Contribution	217.42	200.76
Liability transferred from/to other companies	(16.45)	(14.62)
Benefits Paid	(192.81)	(97.31)
Closing Defined Benefit Obligation	2,245.71	2,006.65

Changes in the fair value of plan assets are as follows:

(₹ in crores)

	31 March, 2019	31 March, 2018
Change in the Fair Value of Assets		
Opening Fair Value of Plan Assets	2,006.65	1,688.78
Expected Return on Plan Assets	189.59	171.00
Actuarial Gains/(Losses)	(57.29)	(30.95)
Employer contribution during the period	98.60	88.99
Employee contribution during the period	217.42	200.76
Assets transferred from/to other companies	(16.45)	(14.62)
Benefits Paid	(192.81)	(97.31)
Closing Fair Value of Plan Assets	2,245.71	2,006.65

Experience adjustments*

(₹ in crores)

	31 March, 2019	31 March, 2018	31 March, 2017	31 March, 2016	31 March, 2015
Defined Benefit Obligations	2,245.71	2,006.65	1,688.78	1,439.02	1,241.53
Plan Assets	2,245.71	2,006.65	1,688.78	1,439.02	1,241.53
Surplus/(Deficit)	-	-	-	-	-
Experience Adjustments on Plan Liabilities	(27.40)	12.10	20.83	12.08	(1.78)
Experience Adjustments on Plan Assets	(57.29)	(30.95)	0.58	(6.16)	(3.99)

* information provided to the extent available with the Bank

Major categories of plan assets (managed by Insurers) as a percentage of fair value of total plan assets:

	31 March, 2019	31 March, 2018
	%	%
Government securities	55.91	53.75
Bonds, debentures and other fixed income instruments	40.00	42.16
Equity shares	3.77	3.79
Others	0.32	0.30

Principal actuarial assumptions at the balance sheet date:

	31 March, 2019	31 March, 2018
Discount rate for the term of the obligation	7.65%	7.95%
Average historic yield on the investment portfolio	8.88%	8.90%
Discount rate for the remaining term to maturity of the investment portfolio	7.55%	7.68%
Expected investment return	8.98%	9.17%
Guaranteed rate of return	8.65%	8.55%

The Hon'ble Supreme Court of India ("SC") by an order dated 28 February, 2019 in one case, set out the principles based on which allowances paid to the employees should be identified for inclusion in basic wages for the purposes of computation of Provident Fund contribution. Subsequently, a review petition against this decision has been filed and is pending before the SC for disposal. Pending decision on the subject review petition and directions from the Employees' Provident Fund organisation, no effect has been given in the financial statements.

Superannuation

The Bank contributed ₹16.51 crores to the employee's superannuation plan for the year ended 31 March, 2019 (previous year ₹16.12 crores).

National Pension Scheme (NPS)

During the year, the Bank has contributed ₹5.22 crores (previous year ₹3.85 crores) to the NPS for employees who had opted for the scheme.

Group

Leave Encashment

The liability of compensated absences of accumulated privileged leave of the employees of the Group is given below.

(₹ in crores)

	31 March, 2019			
	Liability - Privilege Leave	Total Expenses included under Schedule 16(l)	Assumptions	
			Discount Rate	Salary escalation rate
Axis Bank Ltd.	247.35	46.62	-	-
Axis Capital Ltd.*	0.08	Nil	6.48% p.a.	7.00% p.a.
Axis Securities Ltd.*	1.23	Nil	7.65% p.a.	10.00% p.a.
Axis Asset Management Co. Ltd.	Nil	1.29	-	-
Axis Finance Ltd.*	0.70	0.36	7.77% p.a.	7.00% p.a.
A.Treds Ltd.*	0.14	0.13	7.65% p.a.	10.00% p.a.
FreeCharge Payment Technologies Ltd.*	1.86	(0.37)	6.80% p.a.	12.00% p.a.
Accelyst Solutions Ltd.*	0.13	(0.09)	6.75% p.a.	12.00% p.a.

* based on actuarial valuation

(₹ in crores)

	31 March, 2018*			
	Liability - Privilege Leave	Total Expenses included under Schedule 16(l)	Assumptions	
			Discount Rate	Salary escalation rate
Axis Bank Ltd.	243.82	47.33	7.95% p.a.	7.00% p.a.
Axis Capital Ltd.	0.10	Nil	7.68% p.a.	7.00% p.a.
Axis Securities Ltd.	0.66	0.66	6.60% p.a.	7.00% p.a.
Axis Asset Management Co. Ltd.	1.17	0.64	7.50% p.a.	12.00% p.a.
Axis Finance Ltd.	0.41	0.05	7.73% p.a.	7.00% p.a.
A.Treds Ltd.	0.05	0.05	7.80% p.a.	7.00% p.a.
FreeCharge Payment Technologies Ltd.	2.68	0.81	7.10% p.a.	10.50% p.a.
Accelyst Solutions Ltd.	0.25	0.19	7.10% p.a.	10.50% p.a.

* based on actuarial valuation

Group

Gratuity

The following tables summarize the components of net benefit expenses recognised in the Profit and Loss Account and the funded status and amounts recognised in the Balance Sheet for the Gratuity benefit plan.

Profit and Loss Account

Net employee benefit expenses (recognised in payments to and provisions for employees):

(₹ in crores)

	31 March, 2019	31 March, 2018
Current Service Cost	49.02	41.98
Interest on Defined Benefit Obligation	30.88	23.92
Expected Return on Plan Assets	(25.49)	(22.35)
Net Actuarial Losses/(Gains) recognised in the year	7.02	(15.41)
Past Service Cost	0.03	31.37
Total included in "Employee Benefit Expense" [Schedule 16(1)]	61.45	59.51
Actual Return on Plan Assets	34.95	27.19

Balance Sheet

Details of provision for gratuity:

(₹ in crores)

	31 March, 2019	31 March, 2018
Present Value of Funded Obligations	(417.44)	(361.43)
Present Value of un-funded Obligations	(6.97)	(5.56)
Fair Value of Plan Assets	403.44	336.33
Unrecognised Past Service Cost	2.33	0.03
Net (Liability)/Asset	(18.65)	(30.63)
Amounts in Balance Sheet		
Liabilities	18.65	30.63
Assets	-	-
Net Liability (included under Schedule 5 – Other Liabilities)	(18.65)	(30.63)

Changes in the present value of the defined benefit obligation are as follows:

(₹ in crores)

	31 March, 2019	31 March, 2018
Change in Defined Benefit Obligation		
Opening Defined Benefit Obligation	366.99	301.45
Current Service Cost	49.02	41.98
Interest Cost	30.88	23.92
Actuarial Losses/(Gains)	16.57	(10.56)
Past Service Cost	2.33	31.40
Liabilities Assumed on Acquisition	0.14	1.21
Liabilities transferred in	0.19	0.57
Benefits Paid	(41.71)	(22.98)
Closing Defined Benefit Obligation	424.41	366.99

Changes in the fair value of plan assets are as follows:

(₹ in crores)

	31 March, 2019	31 March, 2018
Opening Fair Value of Plan Assets	336.33	290.11
Expected Return on Plan Assets	25.49	22.35
Actuarial Gains/(Losses)	9.55	4.85
Contributions by Employer	73.16	41.33
Assets transferred in	-	0.57
Benefits Paid	(41.10)	(22.88)
Closing Fair Value of Plan Assets	403.44	336.33

Experience adjustments:

(₹ in crores)

	31 March, 2019	31 March, 2018	31 March, 2017	31 March, 2016	31 March, 2015
Defined Benefit Obligations	424.41	366.99	301.45	246.84	219.95
Plan Assets	403.44	336.33	290.11	243.00	219.26
Surplus/(Deficit)	(20.97)	(30.66)	(11.34)	(3.84)	(0.69)
Experience Adjustments on Plan Liabilities	6.70	2.90	7.09	2.98	0.76
Experience Adjustments on Plan Assets	9.55	(4.91)	(1.68)	(5.28)	1.39

Axis Bank Ltd.

Major categories of plan assets (managed by Insurers) as a percentage of fair value of total plan assets

	31 March, 2019	31 March, 2018
	%	%
Government securities	37.43	49.04
Bonds, debentures and other fixed income instruments	47.82	39.82
Money market instruments	5.38	8.70
Equity shares	2.00	2.22
Others	7.37	0.22

Principal actuarial assumptions at the balance sheet date:

	31 March, 2019	31 March, 2018
Discount Rate	7.65% p.a.	7.95% p.a.
Expected rate of Return on Plan Assets	7.50% p.a.	7.50% p.a.
Salary Escalation Rate	7.00% p.a.	7.00% p.a.
Employee Turnover		
- 18 to 30 (age in years)	20.00%	20.00%
- 31 to 44 (age in years)	10.00%	10.00%
- 45 to 59 (age in years)	5.00%	5.00%

The estimates of future salary increases considered take into account the inflation, seniority, promotion and other relevant factors.

The expected rate of return on plan assets is based on the average long-term rate of return expected on investments of the Fund during the estimated term of the obligations.

As the contribution expected to be paid to the plan during the annual period beginning after the balance sheet date is based on various internal/external factors, a best estimate of the contribution is not determinable.

The above information is as certified by the actuary and relied upon by the auditors.

Axis Capital Ltd.

	31 March, 2019	31 March, 2018
The major categories of plan assets* as a percentage of fair value of total plan assets – Insurer Managed Funds	100.00	100.00

*composition of plan assets is not available

	31 March, 2019	31 March, 2018
Principal actuarial assumptions at the balance sheet date:		
Discount Rate	7.48% p.a.	7.68% p.a.
Expected rate of Return on Plan Assets	7.48% p.a.	7.68% p.a.
Salary Escalation Rate	7.00% p.a.	7.00% p.a.
Employee Turnover	10.00% p.a.	10.00% p.a.

The estimates of future salary increases, considered in actuarial valuation, take account of inflation, seniority, promotion and other relevant factors, such as supply and demand in the employment market.

The overall expected rate of return on assets is determined based on the market prices prevailing on that date, applicable to the period over which the obligation is to be settled.

Axis Asset Management Company Ltd.

	31 March, 2019	31 March, 2018
Principal actuarial assumptions at the balance sheet date:		
Discount Rate	7.23% p.a.	7.50% p.a.
Expected rate of Return on Plan Assets	N.A.	N.A.
Salary Escalation Rate	11.00% p.a.	12.00% p.a.
Employee Turnover	10.00%	10.00%

The estimates of future salary increases, considered in actuarial valuation, take account of inflation, seniority, promotion and other relevant factors, such as supply and demand in the employment market.

Axis Securities Ltd.

	31 March, 2019	31 March, 2018
The major categories of plan assets* as a percentage of fair value of total plan assets – Insurer Managed Funds	100.00	100.00

*composition of plan assets is not available

	31 March, 2019	31 March, 2018
Principal actuarial assumptions at the balance sheet date:		
Discount Rate	7.00% p.a.	6.60% p.a.
Expected rate of Return on Plan Assets	7.50% p.a.	7.00% p.a.
Salary Escalation Rate	7.64% p.a.	7.00% p.a.
Employee Turnover	7.00%	7.00%

The estimates of future salary increases considered take into account the inflation, seniority, promotion and other relevant factors.

The expected rate of return on plan assets is based on the average long-term rate of return expected on investments of the Fund during the estimated term of the obligations.

Axis Finance Ltd.

	31 March, 2019	31 March, 2018
The major categories of plan assets* as a percentage of fair value of total plan assets – Insurer Managed Funds	100.00	100.00

*composition of plan assets is not available

	31 March, 2019	31 March, 2018
Principal actuarial assumptions at the balance sheet date:		
Discount Rate	7.77% p.a.	7.73% p.a.
Expected rate of Return on Plan Assets	7.77% p.a.	7.73% p.a.
Salary Escalation Rate	7.00% p.a.	7.00% p.a.
Employee Turnover	10.00%	5.00%

The estimates of future salary increases, considered in actuarial valuation, take account of inflation, seniority, promotion and other relevant factors, such as supply and demand in the employment market.

Axis Trustee Services Ltd.

	31 March, 2019	31 March, 2018
Principal actuarial assumptions at the balance sheet date:		
Discount Rate	6.66% p.a.	7.35% p.a.
Expected rate of Return on Plan Assets	N.A.	N.A.
Salary Escalation Rate	10.00% p.a.	10.00% p.a.
Employee Turnover	30.00%	20.00%

The estimates of future salary increases, considered in actuarial valuation, take account of inflation, seniority, promotion and other relevant factors, such as supply and demand in the employment market.

A. Treds Ltd.

	31 March, 2019	31 March, 2018
Principal actuarial assumptions at the balance sheet date:		
Discount Rate	7.65% p.a.	7.80% p.a.
Expected rate of Return on Plan Assets	7.50% p.a.	N.A.
Salary Escalation Rate	10.00% p.a.	7.00% p.a.
Employee Turnover		
- 21 to 30 (age in years)	20.00%	20.00%
- 31 to 44 (age in years)	10.00%	10.00%
- 45 to 59 (age in years)	5.00%	5.00%

The estimates of future salary increases, considered in actuarial valuation, take account of inflation, seniority, promotion and other relevant factors, such as supply and demand in the employment market.

Accelyst Solution Pvt Ltd

	31 March, 2019	31 March, 2018
Principal actuarial assumptions at the balance sheet date:		
Discount Rate	6.75% p.a.	7.10% p.a.
Expected rate of Return on Plan Assets	N.A.	N.A.
Salary Escalation Rate	12.00% p.a.	10.50% p.a.
Employee Turnover	31.07%	25.70%

The estimates of future salary increases, considered in actuarial valuation, take account of inflation, seniority, promotion and other relevant factors, such as supply and demand in the employment market.

FreeCharge Payment Technologies Pvt Ltd

	31 March, 2019	31 March, 2018
Principal actuarial assumptions at the balance sheet date:		
Discount Rate	6.80% p.a.	7.10% p.a.
Expected rate of Return on Plan Assets	N.A.	N.A.
Salary Escalation Rate	12.00% p.a.	10.50% p.a.
Employee Turnover	28.40%	25.70%

The estimates of future salary increases, considered in actuarial valuation, take account of inflation, seniority, promotion and other relevant factors, such as supply and demand in the employment market.

1.1.13 Small and Micro Enterprises

Axis Bank Ltd.

Under the Micro, Small and Medium Enterprises Development Act, 2006 which came into force from 2 October, 2006, certain disclosures are required to be made relating to Micro, Small and Medium enterprises. There have been no reported cases of delays in payments to micro and small enterprises or of interest payments due to delays in such payments. The above is based on the information available with the Bank which has been relied upon by the auditors.

Subsidiaries

(₹ in crores)

Particulars	31 March, 2019	31 March, 2018
The Principal amount and the interest due thereon remaining unpaid to any supplier	0.02	-
The amount of interest paid by the buyer in terms of Section 16, along with the amount of the payment made to the supplier beyond the due date	-	-
The amount of interest due and payable for the period of delay in making payment (which have been paid but beyond the due date during the year) but without adding the interest specified under MSMED Act, 2006	0.02	-
The amount of interest accrued and remaining unpaid	0.02	-
The amount of further interest remaining due and payable even in the succeeding years, until such date when the interest dues as above are actually paid to the small enterprise, for the purpose of disallowed as a deductible expenditure under Section 23	-	-

1.1.14 Corporate Social Responsibility (CSR)

- a) Amount required to be spent by the Group on CSR during the year ₹139.72 crores (previous year ₹196.38 crores).
- b) Amount spent towards CSR during the year and recognized as expense in the statement of profit and loss on CSR related activities is ₹149.37 crores (previous year ₹143.33 crores), which comprise of following –

	31 March, 2019			31 March, 2018		
	In cash	Yet to be paid in cash (i.e. provision)	Total	In cash	Yet to be paid in cash (i.e. provision)	Total
Construction/ acquisition of any asset	11.89	-	11.89	2.22	-	2.22
On purpose other than above	136.91	0.57	137.48	133.84	7.27	141.11

1.1.15 Provisions and contingencies

- a) Movement in provision for frauds included under other liabilities is set out below:

(₹ in crores)

	31 March, 2019	31 March, 2018
Opening balance at the beginning of the year	60.98	59.40
Additions during the year	0.78	2.00
Reductions on account of payments during the year	-	(0.15)
Reductions on account of reversals during the year	(8.18)	(0.27)
Closing balance at the end of the year	53.58	60.98

- b) Other liabilities include provision for reward points made on actuarial basis, the movement of which is set out below:

(₹ in crores)

	31 March, 2019	31 March, 2018
Opening provision at the beginning of the year	143.94	110.45
Provision made during the year	127.22	89.05
Reductions during the year	(65.26)	(55.56)
Closing provision at the end of the year	205.90	143.94

- c) Movement in provision for other contingencies is set out below:

(₹ in crores)

	31 March, 2019	31 March, 2018
Opening provision at the beginning of the year	150.66	595.62
Provision made during the year	609.26	342.25
Reductions during the year	(617.93)	(787.21)
Closing provision at the end of the year	141.99	150.66

Closing provision includes provision for legal cases and other contingencies. Provisions made and reductions during the year also include contingent provision for advances.

1.1.16 Description of contingent liabilities

a) Claims against the Group not acknowledged as debts

These represent claims filed against the Group in the normal course of business relating to various legal cases currently in progress. These also include demands raised by income tax authorities and disputed by the Group. Apart from claims assessed as possible, the Group holds provision of ₹56.06 crores as on 31 March, 2019 (previous year ₹43.28 crores) towards claims assessed as probable.

b) Liability for partly paid investments

This represents amounts remaining unpaid towards liability for partly paid investments.

c) Liability on account of forward exchange and derivative contracts

The Group enters into foreign exchange contracts, currency options/swaps, interest rate/currency futures and forward rate agreements on its own account and for customers. Forward exchange contracts are commitments to buy or sell foreign currency at a future date at the contracted rate. Currency swaps are commitments to exchange cash flows by way of interest/principal in two currencies, based on ruling spot rates. Interest rate swaps are commitments to exchange fixed and floating interest rate cash flows. Interest rate futures are standardised, exchange-traded contracts that represent a pledge to undertake a certain interest rate transaction at a specified price, on a specified future date. Forward rate agreements are agreements to pay or receive a certain sum based on a differential interest rate on a notional amount for an agreed period. A foreign currency option is an agreement between two parties in which one grants to the other the right to buy or sell a specified amount of currency at a specific price within a specified time period or at a specified future time. An Exchange Traded Currency Option contract is a standardised foreign exchange derivative contract, which gives the owner the right, but not the obligation, to exchange money denominated in one currency into another currency at a pre-agreed exchange rate on a specified date on the date of expiry. Currency Futures contract is a standardised, exchange-traded contract, to buy or sell a certain underlying currency at a certain date in the future, at a specified price. The amount of contingent liability represents the notional principal of respective forward exchange and derivative contracts.

d) Guarantees given on behalf of constituents

As a part of its banking activities, the Bank issues guarantees on behalf of its customers to enhance their credit standing. Guarantees represent irrevocable assurances that the Bank will make payments in the event of the customer failing to fulfill its financial or performance obligations.

e) Acceptances, endorsements and other obligations

These include documentary credit issued by the Bank on behalf of its customers and bills drawn by the Bank's customers that are accepted or endorsed by the Bank.

f) Other items for which the Group is contingently liable

Other items represent outstanding amount of bills rediscounted by the Bank, estimated amount of contracts remaining to be executed on capital account, notional principal on account of outstanding Tom/Spot foreign exchange contracts, commitments to venture capital funds/alternate investment funds, commitments towards underwriting and investment in equity through bids under Initial Public Offering (IPO) of corporates as at the year end, demands raised by statutory authorities (other than income tax) and disputed by the Group and the amount transferred to Depositor Education and Awareness Fund (DEAF).

During earlier years, the Bank, through one of its overseas branches, had arranged Trade Credit (Buyers Credit loans) against Letters of Undertaking (LOUs) issued by Punjab National Bank (PNB), which were subsequently alleged as fraudulent by PNB. Prior to this declaration by PNB, such buyer's credit loans were sold down in the secondary market by the overseas branch to various participating banks under Risk Participation Agreements. As on 31 March, 2019, there is no funded exposure outstanding in the overseas branch pursuant to such sell down. PNB has repaid the aggregate amount of all LOUs due upto 31 March, 2019, pursuant to an undertaking issued to PNB, and made remittance to the overseas branch which has been passed on for onward payment to the participating banks. Based on the facts and circumstances of the case, internal findings and legal opinion, the Bank does not expect PNB has any valid right at this point in time, for refund by the Bank of the aggregate amount paid by PNB towards LOUs due upto 31 March, 2019. However, as a matter of prudence, the aggregate amount of LOUs issued by PNB to the overseas branch against which buyer's credit was extended, aggregating to ₹4,082.51 crores has been disclosed as part of Contingent Liabilities in the Balance Sheet.

The Group has a process whereby periodically all long term contracts (including derivative contracts) are assessed for material foreseeable losses. At the year end, the Bank has reviewed and recorded adequate provision as required under any law/accounting standards for material foreseeable losses on such long term contracts (including derivative contracts) in the books of account and disclosed the same under the relevant notes in the financial statements, where applicable.

1.1.17 Comparative Figures

Previous year figures have been regrouped and reclassified, where necessary to conform to current year's presentation.

In terms of our report attached.

For Axis Bank Ltd.

For Haribhakti & Co. LLP

Chartered Accountants

Firm Registration No.: 103523W/W100048

Purushottam Nyati

Partner

Membership No.: 118970

Date: 25 April, 2019

Place: Mumbai

Samir K. Barua

Director

Girish V. Koliyote

Company Secretary

S. Vishvanathan

Director

Jairam Sridharan

Chief Financial Officer

B. Babu Rao

Director

Rakesh Makhija

Director

Sanjiv Misra

Chairman

Amitabh Chaudhry

Managing Director & CEO

Girish Paranjpe

Director

INDEPENDENT AUDITOR'S REPORT

To the Members of Axis Bank Limited

Report on the Financial Statements

We have audited the accompanying standalone financial statements of Axis Bank Limited (the 'Bank'), which comprise the Balance Sheet as at March 31, 2018, the Profit and Loss Account and Cash Flow Statement for the year then ended, and a summary of significant accounting policies and notes to the financial statements.

Management's Responsibility for the Financial Statements

The Bank's Board of Directors is responsible for the matters stated in Section 134(5) of the Companies Act, 2013 ("the Act") with respect to the preparation of these standalone financial statements that give a true and fair view of the financial position, financial performance and cash flows of the Bank in accordance with accounting principles generally accepted in India, including the Accounting Standards specified under section 133 of the Act, read with Rule 7 of the Companies (Accounts) Rules, 2014 and the Companies (Accounting Standards) Amendment Rules, 2016, provision of section 29 of the Banking Regulation Act, 1949 and the circulars, guidelines and directions issued by Reserve Bank of India ("RBI") from time to time. This responsibility also includes maintenance of adequate accounting records in accordance with the provisions of the Act for safeguarding of the assets of the Bank and for preventing and detecting frauds and other irregularities; selection and application of appropriate accounting policies; making judgments and estimates that are reasonable and prudent; and the design, implementation and maintenance of adequate internal financial control that were operating effectively for ensuring the accuracy and completeness of the accounting records, relevant to the preparation and presentation of the financial statements that give a true and fair view and are free from material misstatement, whether due to fraud or error.

Auditor's Responsibility

Our responsibility is to express an opinion on these standalone financial statements based on our audit. We have taken into account the provisions of the Act, the accounting and auditing standards and matters which are required to be included in the audit report under the provisions of the Act and the Rules made thereunder. We conducted our audit in accordance with the Standards on Auditing, issued by the Institute of Chartered Accountants of India, as specified under Section 143(10) of the Act. Those Standards require that we comply with ethical requirements and plan and perform the audit to obtain reasonable assurance about whether the financial statements are free from material misstatement.

An audit involves performing procedures to obtain audit evidence about the amounts and disclosures in the financial statements. The procedures selected depend on the auditor's judgment, including the assessment of the risks of material misstatement of the financial statements, whether due to fraud or error. In making those risk assessments, the auditor considers internal financial control relevant to the Bank's preparation of the financial statements that give a true and fair view in order to design audit procedures that are appropriate in the circumstances but not for the purpose of expressing an opinion on whether the Bank has in place an adequate internal financial controls system over financial reporting and the effectiveness of such controls. An audit also includes evaluating the appropriateness of accounting policies used and the reasonableness of the accounting estimates made by the Bank's Directors, as well as evaluating the overall presentation of the financial statements. We believe that the audit evidence we have obtained is sufficient and appropriate to provide a basis for our audit opinion on the standalone financial statements.

Opinion

In our opinion and to the best of our information and according to the explanations given to us, the aforesaid standalone financial statements together with the notes give the information required by the Banking Regulation Act, 1949 as well as the Act, in the manner so required and give a true and fair view in conformity with the accounting principles generally accepted in India of the state of affairs of the Bank as at March 31, 2018, its profit and cash flows for the year ended on that date.

Report on Other Legal and Regulatory Requirements

1. The Balance Sheet and the Profit and Loss Account have been drawn up in accordance with the provisions of Section 29 of the Banking Regulation Act, 1949 read with Section 133 of the Companies Act, 2013 read with Rule 7 of the Companies (Accounts) Rules, 2014 and the Companies (Accounting Standards) Amendment Rules, 2016.
2. As required sub section (3) of section 30 of the Banking Regulation Act, 1949 and the appointment letter dated 3 August 2017, we report that:
 - (a) We have obtained all the information and explanations which, to the best of our knowledge and belief, were necessary for the purpose of our audit and have found them to be satisfactory;

- (b) The transactions of the Bank, which have come to our notice, have been within the powers of the Bank; and
- (c) The financial accounting systems of the Bank are centralised and therefore, accounting returns for the purpose of preparing financial statements are not required to be submitted by the branches; we have visited 172 branches for the purpose of our audit.

3. Further, as required by section 143 (3) of the Companies Act, 2013, we further report that:

- (a) We have sought and obtained all the information and explanations which to the best of our knowledge and belief were necessary for the purpose of our audit;
- (b) In our opinion proper books of account as required by law have been kept by the Bank so far as it appears from our examination of those books;
- (c) The Balance Sheet, Statement of Profit and Loss, and Cash Flow Statement dealt with by this Report are in agreement with the books of account;
- (d) In our opinion, the aforesaid standalone financial statements comply with the Accounting Standards specified under section 133 of the Act, read with Rule 7 of the Companies (Accounts) Rules, 2014 and the Companies (Accounting Standards) Amendment Rules, 2016;
- (e) On the basis of written representations received from the directors as on March 31, 2018, and taken on record by the Board of Directors, none of the directors is disqualified as on March 31, 2018, from being appointed as a director in terms of section 164 (2) of the Act;
- (f) With respect to the adequacy of the internal financial controls over financial reporting of the Bank and the operating effectiveness of such controls, refer to our separate Report in "Annexure 1" to this report;
- (g) With respect to the other matters to be included in the Auditor's Report in accordance with Rule 11 of the Companies (Audit and Auditors) Rules, 2014, in our opinion and to the best of our information and according to the explanations given to us:
 - i. The Bank has disclosed the impact of pending litigations on its financial position in its standalone financial statements - Refer Schedule 12.1, 18.2.2.15 (a) and 18.2.2.15 (f) to the standalone financial statements;
 - ii. The Bank has made provision, as required under the applicable law or accounting standards, for material foreseeable losses, if any, on long-term contracts including derivative contracts - Refer Note 18.2.2.15 (f) to the standalone financial statements; and
 - iii. There has been no delay in transferring amounts, required to be transferred, to the Investor Education and Protection Fund by the Bank;

For S.R. Batliboi & CO. LLP

Chartered Accountants

ICAI Firm Registration Number: 301003E/E300005

per Viren H. Mehta

Partner

Membership Number: 048749

Place of Signature: Mumbai

Date: 26 April 2018

ANNEXURE 1 TO THE INDEPENDENT AUDITOR'S REPORT OF EVEN DATE ON THE STANDALONE FINANCIAL STATEMENTS OF AXIS BANK LIMITED

Report on the Internal Financial Controls under Clause (i) of Sub-section 3 of Section 143 of the Companies Act, 2013 ("the Act")

To the Members of Axis Bank Limited

We have audited the internal financial controls over financial reporting of Axis Bank Limited ("the Bank") as of March 31, 2018 in conjunction with our audit of the standalone financial statements of the Bank for the year ended on that date.

Management's Responsibility for Internal Financial Controls

The Bank's Management is responsible for establishing and maintaining internal financial controls based on the internal control over financial reporting criteria established by the Bank considering the essential components of internal control stated in the Guidance Note on Audit of Internal Financial Controls Over Financial Reporting issued by the Institute of Chartered Accountants of India (the "Guidance Note"). These responsibilities include the design, implementation and maintenance of adequate internal financial controls that were operating effectively for ensuring the orderly and efficient conduct of its business, including adherence to the Bank's policies, the safeguarding of its assets, the prevention and detection of frauds and errors, the accuracy and completeness of the accounting records, and the timely preparation of reliable financial information, as required under the Companies Act, 2013; in so far as they apply to the Bank and the Guidelines issued by the Reserve Bank of India.

Auditor's Responsibility

Our responsibility is to express an opinion on the Bank's internal financial controls over financial reporting based on our audit. We conducted our audit in accordance with the Guidance Note and the Standards on Auditing as specified under section 143(10) of the Companies Act, 2013, to the extent applicable to an audit of internal financial controls, both applicable to an audit of Internal Financial Controls and, both issued by the Institute of Chartered Accountants of India. Those Standards and the Guidance Note require that we comply with ethical requirements and plan and perform the audit to obtain reasonable assurance about whether adequate internal financial controls over financial reporting was established and maintained and if such controls operated effectively in all material respects.

Our audit involves performing procedures to obtain audit evidence about the adequacy of the internal financial controls system over financial reporting and their operating effectiveness. Our audit of internal financial controls over financial reporting included obtaining an understanding of internal financial controls over financial reporting, assessing the risk that a material weakness exists, and testing and evaluating the design and operating effectiveness of internal control based on the assessed risk. The procedures selected depend on the auditor's judgement, including the assessment of the risks of material misstatement of the financial statements, whether due to fraud or error.

We believe that the audit evidence we have obtained is sufficient and appropriate to provide a basis for our audit opinion on the internal financial controls system over financial reporting.

Meaning of Internal Financial Controls Over Financial Reporting

A Bank's internal financial control over financial reporting is a process designed to provide reasonable assurance regarding the reliability of financial reporting and the preparation of financial statements for external purposes in accordance with generally accepted accounting principles. A Bank's internal financial control over financial reporting includes those policies and procedures that (1) pertain to the maintenance of records that, in reasonable detail, accurately and fairly reflect the transactions and dispositions of the assets of the Bank; (2) provide reasonable assurance that transactions are recorded as necessary to permit preparation of financial statements in accordance with generally accepted accounting principles, and that receipts and expenditures of the Bank are being made only in accordance with authorisations of management and directors of the Bank; and (3) provide reasonable assurance regarding prevention or timely detection of unauthorised acquisition, use, or disposition of the Bank's assets that could have a material effect on the financial statements.

Inherent Limitations of Internal Financial Controls Over Financial Reporting

Because of the inherent limitations of internal financial controls over financial reporting, including the possibility of collusion or improper management override of controls, material misstatements due to error or fraud may occur and not be detected. Also, projections of any evaluation of the internal financial controls over financial reporting to future periods are subject to the risk that the internal financial control over financial reporting may become inadequate because of changes in conditions, or that the degree of compliance with the policies or procedures may deteriorate.

Opinion

In our opinion, the Bank has, in all material respects, an adequate internal financial controls system over financial reporting and such internal financial controls over financial reporting were operating effectively as at March 31, 2018, based on the internal control over financial reporting criteria established by the Bank considering the essential components of internal control stated in the Guidance Note on Audit of Internal Financial Controls Over Financial Reporting issued by the Institute of Chartered Accountants of India.

For S.R. Batliboi & CO. LLP

Chartered Accountants

ICAI Firm Registration Number: 301003E/E300005

per Viren H. Mehta

Partner

Membership Number: 048749

Place of Signature: Mumbai

Date: 26 April 2018

BALANCE SHEET

AS AT 31 MARCH, 2018

(₹ in Thousands)

Schedule No. **As at 31-03-2018** As at 31-03-2017



	Schedule No.	As at 31-03-2018	As at 31-03-2017
Capital and Liabilities			
Capital	1	5,133,078	4,790,072
Reserves & Surplus	2	629,319,518	552,835,346
Deposits	3	4,536,227,223	4,143,787,878
Borrowings	4	1,480,161,446	1,050,308,694
Other Liabilities and Provisions	5	262,454,534	262,954,713
Total		6,913,295,799	6,014,676,703
Assets			
Cash and Balances with Reserve Bank of India	6	354,810,577	308,579,390
Balances with Banks and Money at Call and Short Notice	7	79,738,329	193,982,441
Investments	8	1,538,760,827	1,287,933,704
Advances	9	4,396,503,045	3,730,693,495
Fixed Assets	10	39,716,792	37,468,925
Other Assets	11	503,766,229	456,018,748
Total		6,913,295,799	6,014,676,703
Contingent Liabilities	12	7,352,976,985	6,696,258,442
Bills for Collection		495,656,026	810,553,648
Significant Accounting Policies and Notes to Accounts	17 & 18		
Schedules referred to above form an integral part of the Balance Sheet			

In terms of our report attached.

For Axis Bank Ltd.

For S. R. Batliboi & Co. LLP
Chartered Accountants
ICAI Firm Registration Number: 301003E/E300005

Sanjiv Misra
Chairman

Viren H. Mehta
Partner

Samir K. Barua
Director

S. Vishvanathan
Director

Rakesh Makhija
Director

Shikha Sharma
Managing Director & CEO

Date : 26 April, 2018
Place: Mumbai

Girish V. Koliyote
Company Secretary

Jairam Sridharan
Chief Financial Officer

V. Srinivasan
Deputy Managing Director

PROFIT & LOSS ACCOUNT

FOR THE YEAR ENDED 31 MARCH, 2018

(₹ in Thousands)

	Schedule No.	Year ended 31-03-2018	Year ended 31-03-2017
		▽	
I Income			
Interest earned	13	457,803,123	445,421,579
Other income	14	109,670,865	116,913,107
Total		567,473,988	562,334,686
II Expenditure			
Interest expended	15	271,625,818	264,490,420
Operating expenses	16	139,903,398	121,999,053
Provisions and contingencies	18 (2.1.1)	153,187,959	139,052,421
Total		564,717,175	525,541,894
III Net Profit For The Year (I - II)		2,756,813	36,792,792
Balance in Profit & Loss Account brought forward from previous year		244,483,275	237,664,559
IV Amount Available For Appropriation		247,240,088	274,457,351
V Appropriations:			
Transfer to Statutory Reserve		689,203	9,198,198
Transfer to/(from) Investment Reserve		1,034,894	(871,671)
Transfer to Capital Reserve	18 (2.2.1)	1,016,559	7,555,740
Transfer to Reserve Fund	18 (2.2.2)	16,158	17,522
Dividend paid (includes tax on dividend)	18 (2.2.5)	14,052,756	14,074,287
Balance in Profit & Loss Account carried forward		230,430,518	244,483,275
Total		247,240,088	274,457,351
VI Earnings Per Equity Share	18 (2.2.3)		
(Face value ₹2/- per share) (Rupees)			
Basic		1.13	15.40
Diluted		1.12	15.34
Significant Accounting Policies and Notes to Accounts	17 & 18		
Schedules referred to above form an integral part of the Profit and Loss Account			

In terms of our report attached.

For Axis Bank Ltd.

For S. R. Batliboi & Co. LLP
Chartered Accountants
ICAI Firm Registration Number: 301003E/E300005

Sanjiv Misra
Chairman

Viren H. Mehta
Partner

Samir K. Barua
Director

S. Vishvanathan
Director

Rakesh Makhija
Director

Shikha Sharma
Managing Director & CEO

Date : 26 April, 2018
Place : Mumbai

Girish V. Koliyote
Company Secretary

Jairam Sridharan
Chief Financial Officer

V. Srinivasan
Deputy Managing Director

CASH FLOW STATEMENT FOR THE YEAR ENDED 31 MARCH, 2018

(₹ in Thousands)

**Year ended
31-03-2018**

Year ended
31-03-2017



	Year ended 31-03-2018	Year ended 31-03-2017
Cash flow from operating activities		
Net profit before taxes	1,215,715	54,675,647
Adjustments for:		
Depreciation on fixed assets	5,680,974	5,087,979
Depreciation on investments	(2,110,133)	2,386,992
Amortisation of premium on Held to Maturity investments	2,819,661	1,352,848
Provision for Non Performing Assets (including bad debts)	165,987,074	111,570,646
Provision on standard assets	(1,350,017)	3,484,504
Provision on unhedged foreign currency exposure	(93,000)	(138,800)
(Profit)/loss on sale of fixed assets (net)	163,809	35,506
Provision for country risk	(199,434)	199,434
Provision for restructured assets/strategic debt restructuring/sustainable structuring	(3,071,587)	2,905,233
Provision for other contingencies	(4,433,847)	761,558
	164,609,215	182,321,547
Adjustments for:		
(Increase)/Decrease in investments	(174,381,077)	132,717,737
(Increase)/Decrease in advances	(811,747,986)	(444,184,140)
Increase / (Decrease) in deposits	392,439,345	564,112,274
(Increase)/Decrease in other assets	(16,147,141)	(96,324,158)
Increase/ (Decrease) in other liabilities & provisions	8,353,896	54,110,786
Direct taxes paid	(30,059,243)	(50,831,209)
Net cash flow from operating activities	(466,932,991)	341,922,837
Cash flow from investing activities		
Purchase of fixed assets	(8,224,338)	(7,426,953)
(Increase)/Decrease in Held to Maturity investments	(89,688,722)	(117,857,686)
Purchase of Freecharge business	(3,954,556)	-
Increase in Investment in Subsidiaries	(3,250,000)	(1,167,500)
Decrease in Investment in Subsidiaries	-	83,658
Proceeds from sale of fixed assets	114,565	64,612
Net cash used in investing activities	(105,003,051)	(126,303,869)

(₹ in Thousands)

**Year ended
31-03-2018**Year ended
31-03-2017

Cash flow from financing activities		
Proceeds from issue of subordinated debt, perpetual debt & upper Tier II instruments (net of repayment)	81,109,364	55,458,748
Increase/(Decrease) in borrowings (excluding subordinated debt, perpetual debt & upper Tier II instruments)	348,743,388	(90,953,843)
Proceeds from issue of share capital	343,006	24,409
Proceeds from share premium (net of share issue expenses)	87,864,789	3,256,270
Payment of dividend	(14,052,756)	(14,074,287)
Net cash generated from financing activities	504,007,791	(46,288,703)
Effect of exchange fluctuation translation reserve	(84,674)	(22,838)
Net increase in cash and cash equivalents	(68,012,925)	169,307,427
Cash and cash equivalents at the beginning of the year	502,561,831	333,254,404
Cash and cash equivalents at the end of the year	434,548,906	502,561,831
Notes to the Cash Flow Statement:		
1. Cash and cash equivalents includes the following		
Cash and Balances with Reserve Bank of India (Refer Schedule 6)	354,810,577	308,579,390
Balances with Banks and Money at Call and Short Notice (Refer Schedule 7)	79,738,329	193,982,441
Cash and cash equivalents at the end of the year	434,548,906	502,561,831
2. Amount of Corporate Social Responsibility related expenses spent during the year in cash ₹126.50 crores (previous year ₹109.58 crores)		

In terms of our report attached.

For Axis Bank Ltd.

For S. R. Batliboi & Co. LLP
Chartered Accountants
ICAI Firm Registration Number: 301003E/E300005

Sanjiv Misra
Chairman

Viren H. Mehta
Partner

Samir K. Barua
Director

S. Vishvanathan
Director

Rakesh Makhija
Director

Shikha Sharma
Managing Director & CEO

Date : 26 April, 2018
Place: Mumbai

Girish V. Koliyote
Company Secretary

Jairam Sridharan
Chief Financial Officer

V. Srinivasan
Deputy Managing Director

SCHEDULES FORMING PART OF THE BALANCE SHEET

AS AT 31 MARCH, 2018

Schedule 1 - Capital

	As at 31-03-2018	As at 31-03-2017
	▽	
Authorised Capital		
4,250,000,000 (Previous year - 4,250,000,000) Equity Shares of ₹2/- each	8,500,000	8,500,000
Issued, Subscribed and Paid-up capital		
2,566,538,936 (Previous year - 2,395,036,109) Equity Shares of ₹2/- each fully paid-up [refer Schedule 18(1.1)]	5,133,078	4,790,072

Schedule 2 - Reserves and Surplus

	As at 31-03-2018	As at 31-03-2017
	▽	
I. Statutory Reserve		
Opening Balance	115,070,523	105,872,325
Additions during the year	689,203	9,198,198
	115,759,726	115,070,523
II. Share Premium Account		
Opening Balance	170,025,731	166,769,462
Additions during the year	88,122,658	3,256,269
Less: Share issue expenses	(257,869)	-
	257,890,520	170,025,731
III. Investment Reserve Account		
Opening Balance	-	871,671
Additions during the year	1,034,894	-
Deductions during the year	-	(871,671)
	1,034,894	-
IV. General Reserve		
Opening Balance	3,543,100	3,543,100
Additions during the year	-	-
	3,543,100	3,543,100
V. Capital Reserve		
Opening Balance	18,656,395	11,100,655
Additions during the year [Refer Schedule 18 (2.2.1)]	1,016,559	7,555,740
	19,672,954	18,656,395
VI. Foreign Currency Translation Reserve [Refer Schedule 17 (4.5)]		
Opening Balance	997,506	1,020,343
Additions during the year	-	-
Deductions during the year	(84,674)	(22,837)
	912,832	997,506
VII. Reserve Fund		
Opening Balance	58,816	41,294
Additions during the year [Refer Schedule 18 (2.2.2)]	16,158	17,522
	74,974	58,816
VIII. Balance in Profit & Loss Account	230,430,518	244,483,275
Total	629,319,518	552,835,346

Schedule 3 - Deposits

		As at 31-03-2018	As at 31-03-2017
		▽	
A.	I. Demand Deposits		
	(i) From banks	58,821,218	47,949,171
	(ii) From others	897,674,284	822,068,294
	II. Savings Bank Deposits	1,482,020,475	1,260,482,884
	III. Term Deposits		
	(i) From banks	125,623,957	112,242,565
	(ii) From others	1,972,087,289	1,901,044,964
	Total	4,536,227,223	4,143,787,878
B.	I. Deposits of branches in India	4,513,153,671	4,108,878,428
	II. Deposits of branches outside India	23,073,552	34,909,450
	Total	4,536,227,223	4,143,787,878

Schedule 4 - Borrowings

		As at 31-03-2018	As at 31-03-2017
		▽	
I.	Borrowings in India		
	(i) Reserve Bank of India	61,000,000	-
	(ii) Other banks #	12,017,000	22,265,000
	(iii) Other institutions & agencies **	687,948,202	488,557,527
II.	Borrowings outside India \$	719,196,244	539,486,167
	Total	1,480,161,446	1,050,308,694
	Secured borrowings included in I & II above	65,837,380	13,810,898

Borrowings from other banks include Subordinated Debt of ₹35.00 crores (previous year ₹35.00 crores) in the nature of Non-Convertible Debentures and Perpetual Debt of ₹50.00 crores (previous year Nil) [Also refer Note 18 (2.1.2)]

** Borrowings from other institutions & agencies include Subordinated Debt of ₹21,170.00 crores (previous year ₹16,170.00 crores) in the nature of Non-Convertible Debentures and Perpetual Debt of ₹6,950.00 crores (previous year ₹3,500.00 crores) [Also refer Note 18 (2.1.2)]

\$ Borrowings outside India include Upper Tier II instruments of Nil (previous year ₹389.06 crores) [Also refer Note 18 (2.1.2)]

Schedule 5 - Other Liabilities and Provisions

		As at 31-03-2018	As at 31-03-2017
		▽	
I.	Bills payable	49,175,679	39,525,431
II.	Inter-office adjustments (net)	-	-
III.	Interest accrued	30,348,683	19,614,831
IV.	Proposed dividend (includes tax on dividend) [Refer Schedule 18(2.2.5)]	-	-
V.	Contingent provision against standard assets	22,075,241	23,385,751
VI.	Others (including provisions)	160,854,931	180,428,700
	Total	262,454,534	262,954,713

Schedule 6 - Cash and Balances with Reserve Bank of India

	As at 31-03-2018 ▽	(₹ in Thousands) As at 31-03-2017
I. Cash in hand (including foreign currency notes)	52,580,352	63,579,154
II. Balances with Reserve Bank of India		
(i) in Current Account	208,230,225	183,000,236
(ii) in Other Accounts	94,000,000	62,000,000
Total	354,810,577	308,579,390

Schedule 7 - Balances with Banks and Money at Call and Short Notice

	As at 31-03-2018 ▽	(₹ in Thousands) As at 31-03-2017
I. In India		
(i) Balance with Banks		
(a) in Current Accounts	1,199,457	1,423,790
(b) in Other Deposit Accounts	30,987,346	19,594,700
(ii) Money at Call and Short Notice		
(a) With banks	-	-
(b) With other institutions	-	143,221,545
Total	32,186,803	164,240,035
II. Outside India		
(i) in Current Accounts	20,263,092	9,689,155
(ii) in Other Deposit Accounts	11,537,816	14,755,151
(iii) Money at Call & Short Notice	15,750,618	5,298,100
Total	47,551,526	29,742,406
Grand Total (I+II)	79,738,329	193,982,441

Schedule 8 - Investments

	As at 31-03-2018 ▽	(₹ in Thousands) As at 31-03-2017
I. Investments in India in -		
(i) Government Securities ##	1,013,545,679	905,980,625
(ii) Other approved securities	-	-
(iii) Shares	15,255,309	13,227,530
(iv) Debentures and Bonds	306,537,689	264,848,859
(v) Investment in Subsidiaries/Joint Ventures	17,931,421	10,726,865
(vi) Others (Mutual Fund units, CD/CP, PTC etc.)	152,548,130	64,196,202
Total Investments in India	1,505,818,228	1,258,980,081
II. Investments outside India in -		
(i) Government Securities (including local authorities)	26,984,150	24,097,852
(ii) Subsidiaries and/or joint ventures abroad	2,995,712	2,995,712
(iii) Others (Equity Shares and Bonds)	2,962,737	1,860,059
Total Investments outside India	32,942,599	28,953,623
Grand Total (I+II)	1,538,760,827	1,287,933,704

Includes securities costing ₹27,588.43 crores (previous year ₹27,179.69 crores) pledged for availment of fund transfer facility, clearing facility and margin requirements

Schedule 9 - Advances

(₹ in Thousands)

	As at 31-03-2018	As at 31-03-2017
	▽	
A. (i) Bills purchased and discounted	128,131,247	67,496,591
(ii) Cash credits, overdrafts and loans repayable on demand	1,381,341,566	1,042,273,019
(iii) Term loans [#]	2,887,030,232	2,620,923,885
Total	4,396,503,045	3,730,693,495
B. (i) Secured by tangible assets ^{\$}	3,094,017,064	2,840,548,136
(ii) Covered by Bank/Government Guarantees ^{&&}	37,502,934	63,995,186
(iii) Unsecured	1,264,983,047	826,150,173
Total	4,396,503,045	3,730,693,495
C. I. Advances in India		
(i) Priority Sector	986,081,073	938,737,979
(ii) Public Sector	48,271,057	29,134,862
(iii) Banks	32,204,558	7,233,845
(iv) Others	2,792,292,698	2,273,892,697
Total	3,858,849,386	3,248,999,383
II. Advances Outside India		
(i) Due from banks	78,991,174	26,861,261
(ii) Due from others -		
(a) Bills purchased and discounted	32,721,313	25,448,317
(b) Syndicated loans	77,652,080	91,277,687
(c) Others	348,289,092	338,106,847
Total	537,653,659	481,694,112
Grand Total (CI+CII)	4,396,503,045	3,730,693,495

Net of borrowings under Inter Bank Participation Certificate (IBPC) ₹1,399.00 crores (previous year Nil), includes IBPC lending ₹1,303.32 crores (previous year Nil)

\$ Includes advances against book debts

&& Includes advances against L/Cs issued by banks

Schedule 10 - Fixed Assets

	As at 31-03-2018	As at 31-03-2017
(₹ in Thousands)		
▽		
I. Premises		
Gross Block		
At cost at the beginning of the year	18,330,983	18,289,466
Additions during the year	-	41,517
Deductions during the year	-	-
Total	18,330,983	18,330,983
Depreciation		
As at the beginning of the year	1,165,354	860,678
Charge for the year	304,673	304,676
Deductions during the year	-	-
Depreciation to date	1,470,027	1,165,354
Net Block	16,860,956	17,165,629
II. Other fixed assets (including furniture & fixtures)		
Gross Block		
At cost at the beginning of the year	45,796,606	39,665,948
Additions during the year	7,573,015	6,645,577
Deductions during the year	(1,165,234)	(514,919)
Total	52,204,387	45,796,606
Depreciation		
As at the beginning of the year	28,302,892	23,932,741
Charge for the year	5,376,301	4,783,303
Deductions during the year	(869,734)	(413,152)
Depreciation to date	32,809,459	28,302,892
Net Block	19,394,928	17,493,714
III. Capital Work-In-Progress (including capital advances)	3,460,908	2,809,582
Grand Total (I+II+III)	39,716,792	37,468,925

Schedule 11 - Other Assets

	As at 31-03-2018	As at 31-03-2017
(₹ in Thousands)		
▽		
I. Inter-office adjustments (net)	-	-
II. Interest Accrued	56,655,247	52,440,280
III. Tax paid in advance/tax deducted at source (net of provisions)	17,448,539	4,101,192
IV. Stationery and stamps	3,829	19,790
V. Non banking assets acquired in satisfaction of claims	22,086,151	22,086,151
VI. Others# [@]	407,572,463	377,371,335
Total	503,766,229	456,018,748

Includes deferred tax assets of ₹6,876.35 crores (previous year ₹5,062.19 crores) [Refer Schedule 18 (2.2.10)]

@ Includes Priority Sector Shortfall Deposits of ₹21,479.30 crores (previous year ₹17,107.12 crores)

Schedule 12 - Contingent Liabilities

	As at 31-03-2018	(₹ in Thousands) As at 31-03-2017
I. Claims against the Bank not acknowledged as debts	5,169,119	4,702,440
II. Liability for partly paid investments	216,000	-
III. Liability on account of outstanding forward exchange and derivative contracts:		
a) Forward Contracts	3,148,018,991	2,681,952,183
b) Interest Rate Swaps, Currency Swaps, Forward Rate Agreement & Interest Rate Futures	1,960,694,522	2,011,141,718
c) Foreign Currency Options	593,425,900	493,833,247
Total (a+b+c)	5,702,139,413	5,186,927,148
IV. Guarantees given on behalf of constituents		
In India	762,933,813	763,736,463
Outside India	86,819,823	47,579,859
V. Acceptances, endorsements and other obligations	324,101,256	335,366,639
VI. Other items for which the Bank is contingently liable	471,597,561	357,945,893
Grand Total (I+II+III+IV+V+VI) [Refer Schedule 18 (2.2.15)]	7,352,976,985	6,696,258,442

SCHEDULES FORMING PART OF THE PROFIT AND LOSS ACCOUNT FOR THE YEAR ENDED 31 MARCH, 2018

Schedule 13 - Interest Earned

	Year ended 31-03-2018	(₹ in Thousands) Year ended 31-03-2017
	▽	
I. Interest/discount on advances/bills	341,374,719	331,249,593
II. Income on investments	99,833,027	96,228,239
III. Interest on balances with Reserve Bank of India and other inter-bank funds	3,878,262	5,038,389
IV. Others	12,717,115	12,905,358
Total	457,803,123	445,421,579

Schedule 14 - Other Income

	Year ended 31-03-2018	(₹ in Thousands) Year ended 31-03-2017
	▽	
I. Commission, exchange and brokerage	77,298,752	70,283,094
II. Profit/(Loss) on sale of investments (net) [Refer Schedule 18(2.2.1)]	13,251,603	31,737,897
III. Profit/(Loss) on sale of fixed assets (net)	(163,809)	(35,506)
IV. Profit on exchange/derivative transactions (net)	14,286,958	10,802,458
V. Income earned by way of dividends etc. from subsidiaries/companies and/or joint venture abroad/in India	2,560,608	1,832,842
VI. Miscellaneous Income [including recoveries on account of advances/investments written off in earlier years ₹182.92 crores (previous year ₹181.89 crores) and net loss on account of portfolio sell downs/securitisation ₹0.64 crores (previous year net profit of ₹3.79 crores)]	2,436,753	2,292,322
Total	109,670,865	116,913,107

Schedule 15 - Interest Expended

	Year ended 31-03-2018	(₹ in Thousands) Year ended 31-03-2017
	▽	
I. Interest on deposits	191,735,198	196,396,260
II. Interest on Reserve Bank of India/Inter-bank borrowings	17,982,554	18,358,479
III. Others	61,908,066	49,735,681
Total	271,625,818	264,490,420

Schedule 16 - Operating Expenses

	Year ended 31-03-2018	(₹ in Thousands) Year ended 31-03-2017
	▽	
I. Payments to and provisions for employees	43,129,556	38,918,640
II. Rent, taxes and lighting	10,017,106	9,345,921
III. Printing and stationery	1,646,269	1,860,164
IV. Advertisement and publicity	1,536,459	1,303,362
V. Depreciation on bank's property	5,680,974	5,087,979
VI. Directors' fees, allowance and expenses	23,344	24,668
VII. Auditors' fees and expenses	18,697	17,976
VIII. Law charges	200,587	109,057
IX. Postage, telegrams, telephones etc.	3,119,630	3,040,845
X. Repairs and maintenance	8,291,777	8,565,421
XI. Insurance	5,535,110	5,014,831
XII. Other expenditure	60,703,889	48,710,189
Total	139,903,398	121,999,053

17 SIGNIFICANT ACCOUNTING POLICIES

FOR THE YEAR ENDED 31 MARCH, 2018

1 Background

Axis Bank Limited ('the Bank') was incorporated in 1993 and provides a complete suite of corporate and retail banking products. The Bank is primarily governed by the Banking Regulation Act, 1949. The Bank has overseas branches at Singapore, Hong Kong, DIFC - Dubai, Shanghai and Colombo. During the year, the Bank opened an Offshore Banking Unit at International Financial Service Centre (IFSC), Gujarat International Finance Tec-City (GIFT City), Gandhinagar, India.

2 Basis of preparation

The financial statements have been prepared and presented under the historical cost convention on the accrual basis of accounting in accordance with the generally accepted accounting principles in India to comply with the statutory requirements prescribed under the Banking Regulation Act, 1949, the circulars and guidelines issued by the Reserve Bank of India ('RBI') from time to time and the Accounting Standards notified under Section 133 of the Companies Act, 2013 read together with paragraph 7 of the Companies (Accounts) Rules, 2014 and the Companies (Accounting Standards) Amendment Rules, 2016 to the extent applicable and practices generally prevalent in the banking industry in India.

3 Use of estimates

The preparation of the financial statements in conformity with the generally accepted accounting principles requires the Management to make estimates and assumptions that affect the reported amounts of assets and liabilities (including contingent liabilities) at the date of the financial statements, revenues and expenses during the reporting period. Actual results could differ from those estimates. The Management believes that the estimates used in the preparation of the financial statements are prudent and reasonable. Any revisions to the accounting estimates are recognised prospectively in the current and future periods.

4 Significant accounting policies

4.1 Investments

Classification

In accordance with the RBI guidelines, investments are classified at the time of purchase as:

- Held for Trading ('HFT');
- Available for Sale ('AFS'); and
- Held to Maturity ('HTM').

Investments that are held principally for sale within a short period are classified as HFT securities. As per the RBI guidelines, HFT securities, which remain unsold for a period of 90 days are reclassified as AFS securities.

Investments that the Bank intends to hold till maturity are classified under the HTM category. Investments in the equity of subsidiaries/joint ventures are categorised as HTM in accordance with the RBI guidelines.

All other investments are classified as AFS securities.

However, for disclosure in the Balance Sheet, investments in India are classified under six categories - Government Securities, Other approved securities, Shares, Debentures and Bonds, Investment in Subsidiaries/Joint Ventures and Others.

Investments made outside India are classified under three categories – Government Securities, Subsidiaries and/or Joint Ventures abroad and Others.

Transfer of security between categories

Transfer of security between categories of investments is accounted as per the RBI guidelines.

Acquisition cost

Costs including brokerage and commission pertaining to investments, paid at the time of acquisition, are charged to the Profit and Loss Account.

Broken period interest is charged to the Profit and Loss Account.

Cost of investments is computed based on the weighted average cost method.

Valuation

Investments classified under the HTM category are carried at acquisition cost unless it is more than the face value, in which case the premium is amortised over the period remaining to maturity on a constant yield to maturity basis. In terms of RBI guidelines, discount on securities held under HTM category is not accrued and such securities are held at the acquisition cost till maturity.

Investments classified under the AFS and HFT categories are marked to market. The market/fair value of quoted investments included in the 'AFS' and 'HFT' categories is the market price of the scrip as available from the trades/quotes on the stock exchanges or prices declared by Primary Dealers Association of India ('PDAI') jointly with Fixed Income Money Market and Derivatives Association of India ('FIMMDA')/Financial Benchmark India Private Limited ('FBIL'), periodically. Net depreciation, if any, within each category of each investment classification is recognised in the Profit and Loss Account. The net appreciation if any, under each category of each investment classification is ignored. The depreciation on securities acquired by way of conversion of outstanding loans is provided in accordance with the RBI guidelines. The book value of individual securities is not changed consequent to the periodic valuation of investments. Non-performing investments are identified and provision is made thereon as per RBI guidelines.

Treasury Bills, Exchange Funded Bills, Commercial Paper and Certificate of Deposits being discounted instruments, are valued at carrying cost.

Units of mutual funds are valued at the latest repurchase price/net asset value declared by the mutual fund.

Market value of investments where current quotations are not available, is determined as per the norms prescribed by the RBI as under:

- the market/fair value of unquoted government securities which are in the nature of Statutory Liquidity Ratio ('SLR') securities included in the AFS and HFT categories is computed as per the Yield-to-Maturity ('YTM') rates published by FIMMDA/FBIL;
- in case of unquoted bonds, debentures and preference shares where interest/dividend is received regularly (i.e. not overdue beyond 90 days), the market price is derived based on the YTM for Government Securities as published by FIMMDA/PDAI/FBIL and suitably marked up for credit risk applicable to the credit rating of the instrument. The matrix for credit risk mark-up for each categories and credit ratings along with residual maturity issued by FIMMDA/FBIL is adopted for this purpose;
- in case of bonds and debentures (including Pass Through Certificates) where interest is not received regularly (i.e. overdue beyond 90 days), the valuation is in accordance with prudential norms for provisioning as prescribed by RBI;
- equity shares, for which current quotations are not available or where the shares are not quoted on the stock exchanges, are valued at break-up value (without considering revaluation reserves, if any) which is ascertained from the company's latest Balance Sheet. In case the latest Balance Sheet is not available, the shares are valued at ₹1 per company;
- units of Venture Capital Funds ('VCF') held under AFS category where current quotations are not available are marked to market based on the Net Asset Value ('NAV') shown by VCF as per the latest audited financials of the fund. In case the audited financials are not available for a period beyond 18 months, the investments are valued at ₹1 per VCF. Investment in unquoted VCF after 23 August, 2006 are categorised under HTM category for the initial period of three years and valued at cost as per RBI guidelines and
- in case of investments in security receipts on or after 1 April, 2017 which are backed by more than 50 percent of the stressed assets sold by the Bank, provision for depreciation in value is made at the higher of - provisioning rate required in terms of net asset value declared by the Reconstruction Company ('RC')/Securitisation Company ('SC') or the provisioning rate as per the extant asset classification and provisioning norms as applicable to the underlying loans, assuming that the loan notionally continued in the books of the bank. All other investments in security receipts are valued as per the NAV obtained from the issuing RC/SCs.

Investments in subsidiaries/joint ventures are categorised as HTM and assessed for impairment to determine permanent diminution, if any, in accordance with the RBI guidelines.

Realised gains on investments under the HTM category are recognised in the Profit and Loss Account and subsequently appropriated to Capital Reserve account (net of taxes and transfer to statutory reserves) in accordance with the RBI guidelines. Losses are recognised in the Profit and Loss Account. Realised gains/losses on investments under the AFS and HFT category are recognised in the Profit and Loss Account.

All investments are accounted for on settlement date, except investments in equity shares which are accounted for on trade date.

Repurchase and reverse repurchase transactions

Repurchase and reverse repurchase transactions in government securities and corporate debt securities including those conducted under the Liquidity Adjustment Facility ('LAF') and Marginal Standby Facility ('MSF') with RBI are accounted as collateralised borrowing and lending respectively. Borrowing cost on repo transactions is accounted as interest expense and revenue on reverse repo transactions is accounted as interest income.

Short Sales

In accordance with the RBI guidelines, the Bank undertakes short sale transactions in Central Government dated securities. The short positions are reflected in 'Securities Short Sold ('SSS') A/c', specifically created for this purpose. Such short positions are categorised under HFT category and netted off from investments in the Balance Sheet. These positions are marked-to-market along with the other securities under HFT portfolio and the resultant mark-to-market gains/losses are accounted for as per the relevant RBI guidelines for valuation of investments discussed earlier.

4.2 Advances

Advances are classified into performing and non-performing advances ('NPAs') as per the RBI guidelines and are stated net of bills rediscounted, inter-bank participation certificates, specific provisions made towards NPAs, interest in suspense for NPAs, claims received from Export Credit Guarantee Corporation, provisions for funded interest on term loan classified as NPAs, provisions in lieu of diminution in the fair value of restructured assets and floating provisions.

NPAs are classified into sub-standard, doubtful and loss assets based on the criteria stipulated by the RBI. Advances held at the overseas branches that are identified as impaired as per host country regulations for reasons other than record of recovery, but which are standard as per the RBI guidelines, are classified as NPAs to the extent of amount outstanding in the host country. Provisions for NPAs are made for sub-standard and doubtful assets at rates as prescribed by the RBI with the exception for agriculture advances and schematic retail advances. In respect of schematic retail advances, provisions are made in terms of a bucket-wise policy upon reaching specified stages of delinquency (90 days or more of delinquency) under each type of loan, which satisfies the RBI prudential norms on provisioning. Provisions in respect of agriculture advances classified into sub-standard and doubtful assets are made at rates which are higher than those prescribed by the RBI. Provisions for advances booked in overseas branches, which are standard as per the RBI guidelines but are classified as NPAs based on host country guidelines, are made as per the host country regulations.

Restructured assets are classified and provided for in accordance with the guidelines issued by RBI from time to time. In addition to the above, the Bank on a prudential basis, makes provision for expected losses against advances or other exposures to specific assets/industry/sector either on a case-by-case basis or for a group of assets, based on specific information or general economic environment. These are classified as contingent provision and included under Schedule 5 - Other Liabilities in the Balance Sheet.

Loss assets and unsecured portion of doubtful assets are provided/written off as per the extant RBI guidelines.

Amounts recovered against debts written off are recognised in the Profit and Loss Account.

The Bank holds provision in accordance with the RBI guidelines, on assets where change in ownership under Strategic Debt Restructuring (SDR) scheme/Outside SDR scheme has been implemented or Scheme for Sustainable Structuring of Stressed Asset (S4A) has been implemented. In respect of borrowers classified as non-cooperative and wilful defaulters, the Bank makes accelerated provisions as per extant RBI guidelines.

For entities with Unhedged Foreign Currency Exposure (UFCE), provision is made in accordance with the guidelines issued by RBI, which requires to ascertain the amount of UFCE, estimate the extent of likely loss and estimate the riskiness of unhedged position. This provision is classified under Schedule 5 – Other Liabilities in the Balance Sheet.

The Bank maintains a general provision on standard advances at the rates prescribed by RBI. In case of overseas branches, general provision on standard advances is maintained at the higher of the levels stipulated by the respective overseas regulator or RBI.

Under its home loan portfolio, the Bank offers housing loans with certain features involving waiver of Equated Monthly Installments ('EMIs') of a specific period subject to fulfilment of a set of conditions by the borrower. The Bank makes provision against the probable loss that could be incurred in future on account of waivers to eligible borrowers in respect of such loans based on actuarial valuation conducted by an independent actuary. This provision is classified under Schedule 5 – Other Liabilities in the Balance Sheet.

4.3 Country risk

In addition to the provisions required to be held according to the asset classification status, provisions are held for individual country exposure (other than for home country as per the RBI guidelines). The countries are categorised into seven risk categories namely insignificant, low, moderate, high, very high, restricted and off-credit and provision is made on exposures exceeding 180 days on a graded scale ranging from 0.25% to 100%. For exposures with contractual maturity of less than 180 days, 25% of the normal provision requirement is held. If the net funded exposure of the Bank in respect of each country does not exceed 1% of the total assets, no provision is maintained on such country exposure in accordance with RBI guidelines.

4.4 Securitisation

The Bank enters into purchase/sale of corporate and retail loans through direct assignment/Special Purpose Vehicle ('SPV'). In most cases, post securitisation, the Bank continues to service the loans transferred to the assignee/SPV. The Bank also provides credit enhancement in the form of cash collaterals and/or by subordination of cash flows to Senior Pass Through Certificate ('PTC') holders. In respect of credit enhancements provided or recourse obligations (projected delinquencies, future servicing etc.) accepted by the Bank, appropriate provision/disclosure is made at the time of sale in accordance with AS-29, Provisions, Contingent Liabilities and Contingent Assets as notified under Section 133 of the Companies Act, 2013 read together with paragraph 7 of the Companies (Accounts) Rules, 2014 and the Companies (Accounting Standards) Amendment Rules, 2016.

In accordance with RBI guidelines of 7 May, 2012, on 'Guidelines on Securitisation of Standard Assets', gain on securitisation transaction is recognised over the period of the underlying securities issued by the SPV as prescribed under RBI guidelines. Loss on securitisation is immediately debited to the Profit and Loss Account.

4.5 Foreign currency transactions

In respect of domestic operations, transactions denominated in foreign currencies are accounted for at the rates prevailing on the date of the transaction. Monetary foreign currency assets and liabilities are translated at the Balance Sheet date at rates notified by Foreign Exchange Dealers Association of India ('FEDAI'). All profits/losses resulting from year end revaluations are recognised in the Profit and Loss Account.

Financial statements of foreign branches classified as non-integral foreign operations as per the RBI guidelines are translated as follows:

- Assets and liabilities (both monetary and non-monetary as well as contingent liabilities) are translated at closing exchange rates notified by FEDAI at the Balance Sheet date.
- Income and expenses are translated at the rates prevailing on the date of the transactions.
- All resulting exchange differences are accumulated in a separate 'Foreign Currency Translation Reserve' till the disposal of the net investments. Any realised gains or losses on such disposal are recognised in the Profit and Loss Account.

Outstanding forward exchange contracts including tom/spot contracts (excluding currency swaps undertaken to hedge foreign currency assets/liabilities and funding swaps which are not revalued) are revalued at year end on PV basis by discounting the forward value till spot date and converting the FCY amount using the respective spot rates as notified by FEDAI. The resulting gains or losses on revaluation are included in the Profit and Loss Account in accordance with RBI/FEDAI guidelines.

Premium/discount on currency swaps undertaken to hedge foreign currency assets and liabilities and funding swaps is recognised as interest income/expense and is amortised on a pro-rata basis over the underlying swap period.

Contingent liabilities on account of forward exchange and derivative contracts, guarantees, acceptances, endorsements and other obligations denominated in foreign currencies are disclosed at closing rates of exchange notified by FEDAI.

4.6 Derivative transactions

Derivative transactions comprise of forward contracts, swaps and options which are disclosed as contingent liabilities. The forwards, swaps and options are categorised as trading or hedge transactions. Trading derivative contracts are revalued at the Balance Sheet date with the resulting unrealised gain or loss being recognised in the Profit and Loss Account and correspondingly in other assets (representing positive Mark-to-Market) and in other liabilities (representing negative Mark-to-Market (MTM)) on a gross basis. For hedge transactions, the Bank identifies the hedged item (asset or liability) at the inception of transaction itself. The effectiveness is ascertained at the time of inception of the hedge and periodically thereafter. Hedge swaps are accounted for on accrual basis except in case of swaps designated with an asset or liability that is carried at market value or lower of cost or market value in the financial statements. In such cases the swaps are marked to market with the resulting gain or loss recorded as an adjustment to the market value of designated asset or liability. Pursuant to the RBI guidelines any receivables under derivative contracts comprising of crystallised receivables as well as positive Mark-to-Market (MTM) in respect of future receivables which remain overdue for more than 90 days are reversed through the Profit and Loss Account and are held in separate Suspense Account.

Currency futures contracts are marked-to-market using daily settlement price on a trading day, which is the closing price of the respective futures contracts on that day. While the daily settlement price is computed based on the last half an hour weighted average price of such contracts, the final settlement price is taken as the RBI reference rate on the last trading day of the futures contracts or as may be specified by the relevant authority from time to time. All open positions are marked-to-market based on the settlement price and the resultant marked-to-market profit/loss is daily settled with the exchange.

Valuation of Exchange Traded Currency Options (ETCO) is carried out on the basis of the daily settlement price of each individual option provided by the exchange and valuation of Interest Rate Futures (IRF) is carried out on the basis of the daily settlement price of each contract provided by the exchange.

4.7 Revenue recognition

Interest income is recognised on an accrual basis in accordance with AS-9, Revenue Recognition as notified under Section 133 of the Companies Act, 2013 read together with paragraph 7 of the Companies (Accounts) Rules, 2014, the Companies (Accounting Standards) Amendment Rules, 2016 and the RBI guidelines, except in the case of interest income on non-performing assets and loans under Strategic Debt Restructuring (SDR) scheme and Scheme for Sustainable Structuring of Stressed Asset (S4A) of RBI, where it is recognised on receipt basis if overdue for more than 90 days. Income on non-coupon bearing discounted instruments or low-coupon bearing instruments is recognised over the tenor of the instrument on a constant yield basis.

Guarantee commission is recognized on a pro-rata basis over the period of the guarantee. Locker rent and annual fees for credit cards are recognised on a straight-line basis over the period of contract. Arrangership/syndication fee is accounted for on completion of the agreed service and when right to receive is established. Other fees and commission income are recognised when due.

Interest income on investments in PTCs is recognized on a constant yield basis.

Dividend is accounted on an accrual basis when the right to receive the dividend is established.

Gain/loss on sell down of loans and advances through direct assignment is recognised at the time of sale.

Fees paid/received for Priority Sector Lending Certificates ('PSLC') is amortised on straight-line basis over the tenor of the certificate.

In accordance with RBI guidelines on sale of non-performing advances, if the sale is at a price below the net book value (i.e. book value less provisions held), the shortfall is charged to the Profit and Loss Account. If the sale is for a value higher than the net book value, the excess provision is credited to the Profit and Loss Account in the year the amounts are received.

The Bank deals in bullion business on a consignment basis. The difference between the price recovered from customers and cost of bullion is accounted for at the time of sale to the customers. The Bank also deals in bullion on a borrowing and lending basis and the interest paid/received is accounted on an accrual basis.

4.8 Fixed assets and depreciation/impairment

Fixed assets are carried at cost of acquisition less accumulated depreciation and impairment, if any. Cost includes initial handling and delivery charges, duties, taxes and incidental expenses related to the acquisition and installation of the asset.

Capital work-in-progress includes cost of fixed assets that are not ready for their intended use and also includes advances paid to acquire fixed assets.

Depreciation is provided over the estimated useful life of a fixed asset on the straight-line method from the date of addition. The management believes that depreciation rates currently used, fairly reflect its estimate of the useful lives and residual values of fixed assets based on historical experience of the Bank, though these rates in certain cases are different from lives prescribed under Schedule II of Companies Act, 2013.

Asset	Estimated useful life
Owned premises	60 years
Computer hardware including printers	3 years
Application software	5 years
Vehicles	4 years
EPABX, telephone instruments	8 years
CCTV and video conferencing equipment	3 years
Mobile phone	2 years
Locker cabinets/cash safe/strong room door	10 years
Modem, scanner, routers, hubs, switches, racks/cabinets for IT equipment	5 years
UPS, VSAT, fax machines	5 years
Cheque book/cheque encoder, currency counting machine, fake note detector	5 years
Assets at staff residence	3 years
All other fixed assets	10 years

Depreciation on assets sold during the year is recognised on a pro-rata basis to the Profit and Loss Account till the date of sale.

Profit on sale of premises is appropriated to Capital Reserve Account (net of taxes and transfer to statutory reserve) in accordance with RBI instructions.

The carrying amounts of assets are reviewed at each Balance Sheet date to ascertain if there is any indication of impairment based on internal/external factors. An impairment loss is recognised wherever the carrying amount of an asset exceeds its recoverable amount. The recoverable amount is the greater of the asset's net selling price and value in use. In assessing value in use, the estimated future cash flows are discounted to their present value at the weighted average cost of capital. After impairment, depreciation is provided on the revised carrying amount of the asset over its remaining useful life.

4.9 Non-banking assets

Non-banking assets ('NBAs') acquired in satisfaction of claims are carried at lower of net book value and net realizable value.

4.10 Lease transactions

Leases where the lessor effectively retains substantially all the risks and benefits of ownership over the lease term are classified as operating lease. Lease payments for assets taken on operating lease are recognised as an expense in the Profit and Loss Account on a straight-line basis over the lease term.

4.11 Retirement and other employee benefits

Provident Fund

Retirement benefit in the form of provident fund is a defined benefit plan wherein the contributions are charged to the Profit and Loss Account of the year when the contributions to the fund are due and when services are rendered by the employees. Further, an actuarial valuation is conducted by an independent actuary using the Projected Unit Credit Method as at 31 March each year to determine the deficiency, if any, in the interest payable on the contributions as compared to the interest liability as per the statutory rate. Actuarial gains/losses are immediately taken to the Profit and Loss Account and are not deferred.

Gratuity

The Bank contributes towards gratuity fund (defined benefit retirement plan) administered by various insurers for eligible employees. Under this scheme, the settlement obligations remain with the Bank, although various insurers administer the scheme and determine the contribution premium required to be paid by the Bank. The plan provides a lump sum payment to vested employees at retirement or termination of employment based on the respective employee's salary and the years of employment with the Bank. Liability with regard to gratuity fund is accrued based on actuarial valuation conducted by an independent actuary using the Projected Unit Credit Method as at 31 March each year. In respect of employees at overseas branches (other than expatriates) liability with regard to gratuity is provided on the basis of a prescribed method as per local laws, wherever applicable. Actuarial gains/losses are immediately taken to the Profit and Loss Account and are not deferred.

Compensated Absences

The Bank provides for compensated absences based on actuarial valuation conducted by an independent actuary. The actuarial valuation is carried out as per the Projected Unit Credit Method as at 31 March each year. Actuarial gains/losses are immediately taken to the Profit and Loss Account and are not deferred.

Superannuation

Employees of the Bank are entitled to receive retirement benefits under the Bank's Superannuation scheme either under a cash-out option through salary or under a defined contribution plan. Through the defined contribution plan, the Bank contributes annually a specified sum of 10% of the employee's eligible annual basic salary to LIC, which undertakes to pay the lump sum and annuity benefit payments pursuant to the scheme. Superannuation contributions are recognised in the Profit and Loss Account in the period in which they accrue.

New Pension Scheme ('NPS')

In respect of employees who opt for contribution to the 'NPS', the Bank contributes certain percentage of the total basic salary of employees to the aforesaid scheme, a defined contribution plan, which is managed and administered by pension fund management companies. NPS contributions are recognised in the Profit and Loss Account in the period in which they accrue.

4.12 Reward points

The Bank runs a loyalty program which seeks to recognize and reward customers based on their relationship with the Bank. Under the program, eligible customers are granted loyalty points redeemable in future, subject to certain conditions. In addition, the Bank continues to grant reward points in respect of certain credit cards (not covered under the loyalty program). The Bank estimates the probable redemption of such loyalty/reward points using an actuarial method at the Balance Sheet date by employing an independent actuary. Provision for the said reward points is then made based on the actuarial valuation report as furnished by the said independent actuary.

4.13 Taxation

Income tax expense is the aggregate amount of current tax and deferred tax charge. Current year taxes are determined in accordance with the relevant provisions of Income Tax Act, 1961. Deferred income taxes reflect the impact of current year timing differences between taxable income and accounting income for the year and reversal of timing differences of earlier years.

Deferred tax is measured based on the tax rates and the tax laws enacted or substantively enacted at the Balance Sheet date. Deferred tax assets and deferred tax liabilities are offset, if a legally enforceable right exists to set off assets against liabilities representing current tax and the deferred tax assets and deferred tax liabilities relate to the taxes on income levied by same governing taxation laws.

Deferred tax assets are recognised only to the extent that there is reasonable certainty that sufficient future taxable income will be available against which such deferred tax assets can be realised. The impact of changes in the deferred tax assets and liabilities is recognised in the Profit and Loss Account.

Deferred tax assets are recognised and reassessed at each reporting date, based upon the Management's judgement as to whether realisation is considered as reasonably certain. Deferred tax assets are recognised on carry forward of unabsorbed depreciation and tax losses only if there is virtual certainty supported by convincing evidence that such deferred tax asset can be realised against future profits.

4.14 Share issue expenses

Share issue expenses are adjusted from Share Premium Account in terms of Section 52 of the Companies Act, 2013.

4.15 Earnings per share

The Bank reports basic and diluted earnings per share in accordance with AS-20, Earnings per Share, as notified under Section 133 of the Companies Act, 2013 read together with paragraph 7 of the Companies (Accounts) Rules, 2014 and the Companies (Accounting Standards) Amendment Rules, 2016. Basic earnings per share is computed by dividing the net profit after tax by the weighted average number of equity shares outstanding for the year.

Diluted earnings per share reflect the potential dilution that could occur if securities or other contracts to issue equity shares were exercised or converted during the year. Diluted earnings per share is computed using the weighted average number of equity shares and dilutive potential equity shares outstanding at the year end except where the results are anti-dilutive.

4.16 Employee stock option scheme

The 2001 Employee Stock Option Scheme ('the Scheme') provides for grant of stock options on equity shares of the Bank to employees and Directors of the Bank and its subsidiaries. The Scheme is in accordance with the Securities and Exchange Board of India (SEBI) (Employees Stock Option Scheme and Employee Stock Purchase Scheme) Guidelines, 1999 ('the Guidelines'). These Guidelines have been repealed in the month of October, 2014 and were substituted by Securities and Exchange Board of India (Share Based Employee Benefits) Regulations, 2014. The Scheme is in compliance with the said regulations. The Bank follows the intrinsic value method to account for its stock based employee compensation plans as per the Guidelines. Options are granted at an exercise price, which is equal to/less than the fair market price of the underlying equity shares. The excess of such fair market price over the exercise price of the options as at the grant date, if any, is recognised as a deferred compensation cost and amortised on a straight-line basis over the vesting period of such options.

The fair market price is the latest available closing price, prior to the date of grant, on the stock exchange on which the shares of the Bank are listed. If the shares are listed on more than one stock exchange, then the stock exchange where there is highest trading volume on the said date is considered.

4.17 Provisions, contingent liabilities and contingent assets

A provision is recognised when the Bank has a present obligation as a result of past event where it is probable that an outflow of resources will be required to settle the obligation, in respect of which a reliable estimate can be made. Provisions are not discounted to its present value and are determined based on best estimate required to settle the obligation at the Balance Sheet date. These are reviewed at each Balance Sheet date and adjusted to reflect the current best estimates.

A disclosure of contingent liability is made when there is:

- a possible obligation arising from a past event, the existence of which will be confirmed by occurrence or non-occurrence of one or more uncertain future events not within the control of the Bank; or
- a present obligation arising from a past event which is not recognised as it is not probable that an outflow of resources will be required to settle the obligation or a reliable estimate of the amount of the obligation cannot be made.

When there is a possible obligation or a present obligation in respect of which the likelihood of outflow of resources is remote, no provision or disclosure is made.

Contingent assets are not recognised in the financial statements. However, contingent assets are assessed continually and if it is virtually certain that an inflow of economic benefits will arise, the asset and related income are recognised in the period in which the change occurs.

4.18 Cash and cash equivalents

Cash and cash equivalents include cash in hand, balances with RBI, balances with other banks and money at call and short notice.

18 NOTES FORMING PART OF THE FINANCIAL STATEMENTS

FOR THE YEAR ENDED 31 MARCH, 2018

(Currency: In Indian Rupees)

- 1.1** During the year, the Bank raised additional equity capital through a preferential allotment of 165,328,892 shares at a price of ₹525.00 per share. As a consequence, the paid-up share capital of the Bank has increased by ₹33.07 crores and the reserves of the Bank have increased by ₹8,620.73 crores after charging of issue related expenses. Further, the Bank also allotted 45,357,385 convertible warrants carrying a right to the convertible warrant holder to apply for, get issued and allotted one (1) equity share of the Bank of face value ₹2 each, for cash, at a price of ₹565.00 per share against which the Bank has received an amount of ₹640.67 crores upfront representing 25% of the warrant price. The convertible warrants are exercisable upto 18 months from the date of allotment. The funds mobilised from the equity raising were utilised for enhancing the capital adequacy ratio and for general corporate purposes.

2.1 Statutory disclosures as per RBI

2.1.1 'Provisions and contingencies' recognised in the Profit and Loss Account comprise of:

For the year ended	31 March, 2018	(₹ in crores) 31 March, 2017
	▽	
Provision for income tax		
- Current tax	1,671.19	4,988.90
- Deferred tax (Refer 2.2.10)	(1,825.30)	(3,200.62)
	(154.11)	1,788.28
Provision for non-performing assets (including bad debts written off and write backs)	16,598.71	11,157.06
Provision for restructured assets/strategic debt restructuring/sustainable structuring	(307.16)	290.53
Provision towards standard assets	(135.00)	348.45
Provision for depreciation in value of investments	(211.01)	238.70
Provision for unhedged foreign currency exposure	(9.30)	(13.88)
Provision for country risk	(19.94)	19.94
Provision for other contingencies*	(443.39)	76.16
Total	15,318.80	13,905.24

* includes contingent provision for advances/other exposures, legal cases and other contingencies

2.1.2 The capital adequacy ratio of the Bank, calculated as per the RBI guidelines (under Basel III) is set out below:

	31 March, 2018	(₹ in crores) 31 March, 2017
	▽	
Common Equity Tier I	60,476.35	52,555.81
Tier I	67,476.27	56,039.32
Tier II	18,298.59	14,565.85
Total capital	85,774.86	70,605.17
Total risk weighted assets and contingents	517,630.78	472,313.18
Capital ratios		
Common Equity Tier I	11.68%	11.13%
Tier I	13.04%	11.87%
Tier II	3.53%	3.08%
CRAR	16.57%	14.95%
Amount of equity capital raised	33.07*	-
Amount of additional Tier I capital raised of which:		
Perpetual Non-Cumulative Preference Shares (PNCPS)	-	-
Perpetual Debt Instruments (PDI) (details given below)	3,500.00	3,500.00
Amount of Tier II capital raised of which:		
Debt capital instrument (details given below)	5,000.00	4,230.00
Preferential capital instrument	-	-

*excluding securities premium of ₹8,646.70 crores

During the year ended 31 March, 2018, the Bank raised debt instruments eligible for Tier-I/Tier-II capital, the details of which are set out below:

Instrument	Capital	Date of maturity	Period	Coupon	Amount
Subordinated debt	Tier-II	15 June, 2027	120 months	7.66%	₹5,000 crores
Perpetual debt	Additional Tier I	-*	-	8.75%	₹3,500 crores

*Call option on expiry of 60 months from the date of allotment

During the year ended 31 March, 2017, the Bank raised debt instruments eligible for Tier-I/Tier-II capital, the details of which are set out below:

Instrument	Capital	Date of maturity	Period	Coupon	Amount
Perpetual debt	Additional Tier-I	-*	-	8.75%	₹3,500 crores
Subordinated debt	Tier-II	27 May, 2026	120 months	8.50%	₹2,430 crores
Subordinated debt	Tier-II	23 November, 2026	120 months	7.84%	₹1,800 crores

*Call option on expiry of 60 months from the date of allotment

During the year ended 31 March, 2018, the Bank redeemed debt instruments eligible for Tier-I/Tier-II capital, the details of which are set out below:

Instrument	Capital	Date of maturity	Period	Coupon	Amount
Upper Tier-II	Tier-II	28 June, 2017*	180 months	7.125%	\$60 million

* represents call date

During the year ended 31 March, 2017, the Bank redeemed debt instruments eligible for Tier-I/Tier-II capital, the details of which are set out below:

Instrument	Capital	Date of maturity	Period	Coupon	Amount
Subordinated debt	Tier-II	28 June, 2016	120 months	9.10%	₹104.90 crores
Upper Tier-II	Tier-II	11 August, 2016*	180 months	7.25%	\$150 million
Perpetual debt	Tier-I	30 September, 2016*	-	10.05%	₹214.00 crores
Perpetual debt	Tier-I	16 November, 2016*	-	7.17%	\$46 million
Upper Tier-II	Tier-II	24 November, 2016*	180 months	9.35%	₹200.00 crores
Upper Tier-II	Tier-II	6 February, 2017*	180 months	9.50%	₹107.50 crores
Subordinated debt	Tier-II	30 March, 2017	120 months	10.10%	₹250.90 crores

* represents call date

2.1.3 The key business ratios and other information is set out below:

As at	31 March, 2018 %	31 March, 2017 %
Interest income as a percentage to working funds#	7.15	7.88
Non-interest income as a percentage to working funds#	1.71	2.07
Operating profit as a percentage to working funds#	2.43	3.11
Return on assets (based on working funds#)	0.04	0.65
Business (deposits less inter-bank deposits plus advances) per employee**	₹14.84 crores	₹14.00 crores
Profit per employee**	₹0.47 lacs	₹6.68 lacs
Net non-performing assets as a percentage of net customer assets*	3.40	2.11

Working funds represent average of total assets as reported to RBI in Form X under Section 27 of the Banking Regulation Act, 1949 during the year

* Net Customer assets include advances and credit substitutes

** Productivity ratios are based on average employee numbers for the year

2.1.4 The provisioning coverage ratio of the Bank computed in terms of the RBI guidelines as on 31 March, 2018 was 65.05% (previous year 64.79%).

2.1.5 Asset Quality

i) Net non-performing advances to net advances is set out below:

	31 March, 2018 %	31 March, 2017 %
	▽	
Net non-performing advances as a percentage of net advances	3.64	2.27

ii) Movement in gross non-performing assets is set out below:

	31 March, 2018			
	Advances	Investments	Others	Total
	▽			
Gross NPAs as at the beginning of the year	20,045.66	1,234.82	-	21,280.48
Intra Category Transfer	(537.85)	537.85	-	-
Additions (fresh NPAs) during the year [®]	31,218.46	2,200.54	-	33,419.00
Sub-total (A)	50,726.27	3,973.21	-	54,699.48
Less:-				
(i) Upgradations [®]	4,740.13	169.71	-	4,909.84
(ii) Recoveries (excluding recoveries made from upgraded accounts) [#]	3,836.02	17.13	-	3,853.15
(iii) Technical/Prudential Write-offs	9,773.94	376.21	-	10,150.15
(iv) Write-offs other than those under (iii) above [#]	1,499.86	37.84	-	1,537.70
Sub-total (B)	19,849.95	600.89	-	20,450.84
Gross NPAs as at the end of the year (A-B)	30,876.32	3,372.32	-	34,248.64

[®] Over the quarters ended 31 December, 2017 and 31 March, 2018, the Bank has changed its practice of reporting additions and upgradations to NPAs considering the days past due status of an account at the end of each day as against at the end of each quarter of a financial year, followed hitherto. Accordingly, the additions/upgradations to NPAs for FY 2017-18 shown above reflect this change prospectively over the respective periods.

[#] including sale of NPAs

	31 March, 2017			
	Advances	Investments	Others*	Total
Gross NPAs as at the beginning of the year	5,848.48	239.03	-	6,087.51
Intra Category Transfer	(42.23)	45.69	(3.46)	-
Additions (fresh NPAs) during the year	19,857.84	1,920.49	3.46	21,781.79
Sub-total (A)	25,664.09	2,205.21	-	27,869.30
Less:-				
(i) Upgradations	1,806.53	559.25	-	2,365.78
(ii) Recoveries (excluding recoveries made from upgraded accounts) [#]	1,824.79	176.16	-	2,000.95
(iii) Technical/Prudential Write-offs	469.01	35.00	-	504.01
(iv) Write-offs other than those under (iii) above [#]	1,518.10	199.98	-	1,718.08
Sub-total (B)	5,618.43	970.39	-	6,588.82
Gross NPAs as at the end of the year (A-B)	20,045.66	1,234.82	-	21,280.48

* represents amount outstanding under application money classified as non-performing asset

[#] including sale of NPAs

iii) Movement in net non-performing assets is set out below:

(₹ in crores)

31 March, 2018



	Advances	Investments	Others	Total
Opening balance at the beginning of the year	8,487.20	139.35	-	8,626.55
Additions during the year	15,539.27	742.22	-	16,281.49
Effect of exchange rate fluctuation	(5.70)	(1.91)	-	(7.61)
Reductions during the year	(8,202.20)	(253.75)	-	(8,455.95)
Interest Capitalisation – Restructured NPA Accounts	185.85	(38.62)	-	147.23
Closing balance at the end of the year[#]	16,004.42	587.29	-	16,591.71

net of balance outstanding in interest capitalisation-restructured NPA accounts amounting to ₹300.98 crores

(₹ in crores)

31 March, 2017

	Advances	Investments	Others	Total
Opening balance at the beginning of the year	2,518.59	3.55	-	2,522.14
Additions during the year	10,000.70	1,138.60	-	11,139.30
Effect of exchange rate fluctuation	90.11	(0.64)	-	89.47
Reductions during the year	(3,977.46)	(870.69)	-	(4,848.15)
Interest Capitalisation – Restructured NPA Accounts	(144.74)	(131.47)	-	(276.21)
Closing balance at the end of the year[#]	8,487.20	139.35	-	8,626.55

net of balance outstanding in interest capitalisation-restructured NPA accounts amounting to ₹448.21 crores

iv) Movement in provisions for non-performing assets is set out below:

(₹ in crores)

31 March, 2018



	Advances	Investments	Others	Total
Opening balance at the beginning of the year	11,244.79	960.93	-	12,205.72
Intra-Category Transfer	(434.71)	434.71	-	-
Provisions made during the year	15,543.21	1,561.46	-	17,104.67
Effect of exchange rate fluctuation	5.70	1.91	-	7.61
Transfer from restructuring provision	32.84	-	-	32.84
Write-offs/(write back) of excess provision*	(11,647.75)	(347.14)	-	(11,994.89)
Closing balance at the end of the year	14,744.08	2,611.87	-	17,355.95

* includes provision utilised for sale of NPAs amounting to ₹552.14 crores

(₹ in crores)

31 March, 2017

	Advances	Investments	Others	Total
Opening balance at the beginning of the year	3,160.96	232.41	-	3,393.37
Intra-Category Transfer	(42.23)	45.69	(3.46)	-
Provisions made during the year	9,798.09	781.89	3.46	10,583.44
Effect of exchange rate fluctuation	(90.11)	0.64	-	(89.47)
Transfer from restructuring provision	59.05	-	-	59.05
Write-offs/(write back) of excess provision*	(1,640.97)	(99.70)	-	(1,740.67)
Closing balance at the end of the year	11,244.79	960.93	-	12,205.72

* includes provision utilised for sale of NPAs amounting to ₹964.16 crores

v) Movement in technical/prudential written off accounts is set out below:

	31 March, 2018	31 March, 2017
	▽	
Opening balance at the beginning of the year	3,221.08	3,627.15
Add: Technical/Prudential write-offs during the year*	10,150.15	504.01
Sub-total (A)	13,371.23	4,131.16
Less: Recovery made from previously technical/prudential written-off accounts during the year	91.33	339.29
Less: Sacrifice made from previously technical/prudential written-off accounts during the year	58.64	570.79
Sub-total (B)	149.97	910.08
Closing balance at the end of the year (A-B)	13,221.26	3,221.08

* includes effect of exchange fluctuation for foreign currency loans written off in earlier years

vi) Total exposure to top four non-performing assets is given below:

	31 March, 2018	31 March, 2017
	▽	
Total exposure to top four NPA accounts	5,340.06	4,983.87

vii) Sector-wise advances:

Sr. No.	Sector	31 March, 2018			31 March, 2017		
		Outstanding Total Advances	Gross NPAs	% of Gross NPAs to Total Advances in that sector	Outstanding Total Advances	Gross NPAs	% of Gross NPAs to Total Advances in that sector
A	Priority Sector						
1	Agriculture and allied activities	27,636.39	1,086.38	3.93%	25,882.66	840.48	3.25%
2	Advances to industries sector eligible as priority sector lending	23,520.58	870.49	3.70%	20,301.02	630.46	3.11%
	- Chemical & Chemical products	1,942.47	45.17	2.33%	-*	-*	-*
	- Basic Metal & Metal Products	2,076.66	56.08	2.70%	1,824.25	54.36	2.98%
	- Infrastructure	593.03	29.60	4.99%	549.17	21.95	4.00%
3	Services	17,192.15	583.39	3.39%	15,904.56	428.02	2.69%
	- Professional Services	-*	-*	-*	725.40	9.61	1.32%
	- Banking and Finance other than NBFCs and MFs	2,042.63	82.38	4.03%	3,496.52	107.06	3.06%
	- Non-banking financial companies (NBFCs)	1,360.01	-	-	1,799.13	-	-
	- Commercial Real Estate	242.44	45.89	18.93%	226.52	6.80	3.00%
	- Trade	10,342.95	392.76	3.80%	7,554.33	264.74	3.50%
4	Personal loans	31,643.30	530.51	1.68%	32,903.26	250.29	0.76%
	- Consumer Durables	2,883.75	57.72	2.00%	3,801.88	26.00	0.68%
	- Housing	24,859.04	248.02	1.00%	23,173.31	123.54	0.53%
	- Vehicle Loans	3,226.47	178.07	5.52%	-*	-*	-*
	Sub-total (A)	99,992.42	3,070.77	3.07%	94,991.50	2,149.25	2.26%

(₹ in crores)

Sr. No.	Sector	31 March, 2018			31 March, 2017		
		Outstanding Total Advances	Gross NPAs	% of Gross NPAs to Total Advances in that sector	Outstanding Total Advances	Gross NPAs	% of Gross NPAs to Total Advances in that sector
B	Non-Priority Sector						
1	Agriculture and allied activities	-	-	-	-	-	-
2	Industry	132,677.65	22,865.46	17.23%	124,556.99	13,294.97	10.67%
	- Chemical & Chemical products	13,869.33	778.97	5.62%	-*	-*	-*
	- Basic Metal & Metal Products	19,340.99	3,600.93	18.62%	23,650.81	4,103.34	17.35%
	- Infrastructure	37,886.52	11,211.30	29.59%	42,621.62	3,405.53	7.99%
3	Services	90,635.98	3,563.69	3.93%	67,039.50	3,688.76	5.50%
	- Professional Services	-*	-*	-*	7,719.71	1,594.60	20.66%
	- Banking and Finance other than NBFCs and MFs	31,024.41	-	-	11,525.80	-	-
	- Non-banking financial companies (NBFCs)	10,875.27	5.49	0.05%	8,762.60	-	-
	- Commercial Real Estate	16,094.85	1,469.12	9.13%	14,022.35	562.33	4.01%
	- Trade	12,239.86	514.92	4.07%	11,167.65	332.71	2.98%
4	Personal loans	131,244.78	1,376.40	1.05%	98,135.43	912.68	0.93%
	- Consumer Durables	13,577.70	127.72	0.94%	9,712.81	64.05	0.66%
	- Housing	59,179.13	785.51	1.33%	51,647.93	370.73	0.72%
	- Vehicle Loans	15,010.29	171.63	1.14%	-*	-*	-*
	Sub-total (B)	354,558.43	27,805.55	7.84%	289,731.92	17,896.41	6.18%
	Total (A+B)	454,550.85	30,876.32	6.79%	384,723.42	20,045.66	5.21%

Classification of advances into sector is based on Sector wise Industry Bank Credit return submitted to RBI

Figures in italics represent sub-sectors where the outstanding advance exceeds 10% of total outstanding advance to that sector.

* does not exceed 10% of total advances to sector as on 31st March

viii) Divergence in Asset Classification and Provisioning for NPAs

- The Bank classifies advances into performing and non-performing advances (NPAs) as per the RBI guidelines. NPAs are identified and provided for based on RBI's Prudential Norms on Income Recognition, Asset Classification and Provisioning.
- Based on application of RBI's prudential norms as stated above, the Bank classified and made the prescribed provisions against the NPAs as at the end of 31 March, 2017.
- As part of its Risk Based Supervision exercise for FY 2016-17 the RBI pointed out certain modifications in the Banks' asset classification and provisioning as detailed in the table below:

Sr.No.	Particulars	(₹ in crores)
1	Gross NPAs as on 31 March, 2017, as reported by the Bank	21,280.48
2	Gross NPAs as on 31 March, 2017, as assessed by RBI	26,913.28
3	Divergence in Gross NPAs (2-1)	5,632.80
4	Net NPAs as on 31 March, 2017, as reported by the Bank	8,626.55
5	Net NPAs as on 31 March, 2017, as assessed by RBI	12,943.65
6	Divergence in Net NPAs (5-4)	4,317.10
7	Provisions for NPAs as on 31 March, 2017, as reported by the Bank	12,205.72

Sr.No.	Particulars	(₹ in crores)
8	Provisions for NPAs as on 31 March, 2017, as assessed by RBI	13,521.42
9	Divergence in provisioning (8-7)	1,315.70
10	Reported Net Profit after Tax (PAT) for the year ended 31 March, 2017	3,679.28
11	Adjusted (notional) Net Profit after Tax (PAT) for the year ended 31 March, 2017 after taking into account the divergence in provisioning	2,793.95

- The Bank has duly considered the impact of the above in the Financial Statements for the year ended 31 March, 2018.

2.1.6 During the years ended 31 March, 2018 and 31 March, 2017; none of the loans and advances held at overseas branches of the Bank have been classified as NPA by any host banking regulator for reasons other than record of recovery.

2.1.7 Movement in floating provision is set out below:

For the year ended	31 March, 2018	(₹ in crores) 31 March, 2017
	▽	
Opening balance at the beginning of the year	3.25	3.25
Provisions made during the year	-	-
Draw down made during the year	-	-
Closing balance at the end of the year	3.25	3.25

The Bank has not made any draw down out of the floating provision during the current and the previous year.

2.1.8 Provision on Standard Assets

	31 March, 2018	(₹ in crores) 31 March, 2017
	▽	
Provision towards Standard Assets [includes ₹26.57 crores (previous year ₹37.60 crores) of standard provision on derivative exposures]	2,207.52	2,338.58

2.1.9 Details of Investments are set out below:

i) Value of Investments:

	31 March, 2018	(₹ in crores) 31 March, 2017
	▽	
1) Gross value of Investments		
a) In India	153,247.04	127,248.79
b) Outside India	3,495.44	2,915.37
2) (i) Provision for Depreciation		
a) In India	(254.54)	(409.86)
b) Outside India	-	-
(ii) Provision for Non-Performing Investments		
a) In India	(2,410.68)	(940.93)
b) Outside India	(201.18)	(20.00)
3) Net value of Investments		
a) In India	150,581.82	125,898.00
b) Outside India	3,294.26	2,895.37

ii) Movement of provisions held towards depreciation on investments:

	31 March, 2018	31 March, 2017
	▽	
Opening balance	409.86	222.62
Add: Provisions made during the year	101.60	316.19
Less: Write offs/write back of excess provisions during the year	(256.92)	(128.95)
Closing balance	254.54	409.86

iii) Detail of investments category wise

Particulars	31 March, 2018				31 March, 2017			
	HTM	AFS	HFT	Total	HTM	AFS	HFT	Total
Government Securities	88,712.15	13,836.13	1,504.70	104,052.98	80,024.33	12,020.61	962.91	93,007.85
Other approved securities	-	-	-	-	-	-	-	-
Shares	-	1,612.90	-	1,612.90	-	1,326.19	-	1,326.19
Debentures and Bonds	-	24,531.73	6,330.94	30,862.67	-	25,546.34	1,121.10	26,667.44
Subsidiary/Joint Ventures	2,092.71	-	-	2,092.71	1,372.26	-	-	1,372.26
Others	6.65	5,932.38	9,315.79	15,254.82	7.56	5,331.11	1,080.96	6,419.63
Total	90,811.51	45,913.14	17,151.43	153,876.08	81,404.15	44,224.25	3,164.97	128,793.37

2.1.10 A summary of lending to sensitive sectors is set out below:

As at	31 March, 2018	31 March, 2017
	▽	
A. Exposure to Real Estate Sector		
1) Direct Exposure		
(i) Residential mortgages	102,152.04	89,904.42
- of which housing loans eligible for inclusion in priority sector advances	26,414.52	23,505.73
(ii) Commercial real estate	29,328.94	25,330.23
(iii) Investments in Mortgage Backed Securities (MBS) and other securitised exposures		
a. Residential	-	-
b. Commercial real estate	75.00	75.00
2) Indirect Exposure		
Fund based and non-fund based exposures on National Housing Bank (NHB) and Housing Finance Companies (HFCs)	20,522.69	11,680.20
Total Exposure to Real Estate Sector	152,078.67	126,989.85
B. Exposure to Capital Market		
1. Direct investments in equity shares, convertible bonds, convertible debentures and units of equity-oriented mutual funds the corpus of which is not exclusively invested in corporate debt*	2,510.46	1,429.31
2. Advances against shares/bonds/debentures or other securities or on clean basis to individuals for investment in shares (including IPOs/ESOPs), convertible bonds, convertible debentures, and units of equity-oriented mutual funds	4.70	2.94
3. Advances for any other purposes where shares or convertible bonds or convertible debentures or units of equity-oriented mutual funds are taken as primary security	1,649.84	1,346.70

As at	31 March, 2018	(₹ in crores) 31 March, 2017
	▽	
4. Advances for any other purposes to the extent secured by the collateral security of shares or convertible bonds or convertible debentures or units of equity-oriented mutual funds i.e. where primary security other than shares/convertible bonds/convertible debentures/units of equity-oriented mutual funds does not fully cover the advances	3,074.53	4,336.97
5. Secured and unsecured advances to stockbrokers and guarantees issued on behalf of stockbrokers and market makers	5,001.87	5,104.61
6. Loans sanctioned to corporates against the security of shares/bonds/debentures or other securities or on clean basis for meeting promoter's contribution to the equity of new companies in anticipation of raising resources	6.13	0.19
7. Bridge loans to companies against expected equity flows/issues	6.09	25.20
8. Underwriting commitments taken up in respect of primary issue of shares or convertible bonds or convertible debentures or units of equity-oriented mutual funds	-	-
9. Financing to stock brokers for margin trading	-	-
10. All exposures to Venture Capital Funds (both registered and unregistered)	118.16	26.77
Total exposure to Capital Market (Total of 1 to 10)	12,371.78	12,272.69

* excludes investment in equity shares on account of conversion of debt into equity as part of restructuring amounting to ₹1,838.02 crores as on 31 March, 2018 (previous year ₹1,258.11 crores) which are exempted from exposure to Capital Market

2.1.11 As on 31 March, 2018, outstanding receivables acquired by the Bank under factoring stood at ₹218.73 crores (previous year ₹7.10 crores) which are reported under 'Bills Purchased and Discounted' in Schedule 9 of the Balance Sheet.

2.1.12 During the years ended 31 March, 2018 and 31 March, 2017 there are no unsecured advances for which intangible securities such as charge over the rights, licenses, authority etc. have been taken as collateral by the Bank.

2.1.13 Details of Non-SLR investment portfolio are set out below:

i) Issuer composition as at 31 March, 2018 of non-SLR investments*:

No.	Issuer	Total Amount	Extent of private placement	Extent of "below investment grade" securities	Extent of "unrated" securities	Extent of "unlisted" securities
(1)	(2)	(3)	(4)	(5)	(6)	(7)
i.	Public Sector Units	8,287.85	7,290.45	661.26	-	505.19
ii.	Financial Institutions	3,293.83	1,487.28	0.30	-	347.71
iii.	Banks	3,951.95	1,537.42	149.40	-	2,875.18
iv.	Private Corporates	31,999.97	23,027.05	1,147.71	866.50	12,622.29
v.	Subsidiaries	2,092.71	2,092.71	-	-	2,092.71
vi.	Others	5,761.36	3,662.10	-	-	3,757.63
vii.	Provision held towards depreciation on investments	(254.30)				
viii.	Provision held towards non performing investments	(2,611.86)				
Total		52,521.51	39,097.01	1,958.67	866.50	22,200.71

Amounts reported under columns (4), (5), (6) and (7) above are not mutually exclusive.

Issuer composition as at 31 March, 2017 of non-SLR investments*:

							(₹ in crores)
No.	Issuer	Total Amount	Extent of private placement	Extent of "below investment grade" securities	Extent of "unrated" securities	Extent of "unlisted" securities	
(1)	(2)	(3)	(4)	(5)	(6)	(7)	
i.	Public Sector Units	8,587.03	7,533.92	175.50	-	6.50	
ii.	Financial Institutions	5,901.15	4,247.55	0.30	-	3,907.07	
iii.	Banks	2,421.00	1,582.35	102.84	-	-	
iv.	Private Corporates	17,210.48	14,451.99	1,353.11	751.31	3,951.72	
v.	Subsidiaries	1,429.44	1,429.44	-	-	1,372.26	
vi.	Others	4,017.00	2,210.18	-	-	2,382.22	
vii.	Provision held towards depreciation on investments	(409.86)					
viii.	Provision held towards non performing investments	(960.93)					
Total		38,195.31	31,455.43	1,631.75	751.31	11,619.77	

Amounts reported under columns (4), (5), (6) and (7) above are not mutually exclusive.

*excludes investments in non-SLR government securities amounting to ₹42.54 crores (previous year ₹604.04 crores)

ii) Movement in non-performing non SLR investments are set out below:

			(₹ in crores)
			31 March, 2018
			31 March, 2017
			▽
Opening balance			1,234.82
Additions during the year			2,738.39
Reductions during the year			(600.89)
Closing balance			3,372.32
Total provisions held			2,611.86

2.1.14 Details of securities sold/purchased (in face value terms) under repos/ reverse repos including LAF and MSF transactions:

Year ended 31 March, 2018				(₹ in crores)
				As at 31 March, 2018
				31 March, 2018
				▽
Securities sold under repos				
i.	Government Securities	-	12,683.10	3,578.54
ii.	Corporate debt Securities	-	2,675.00	1,023.42
Securities purchased under reverse repos				
i.	Government Securities	-	19,140.39	1,654.70
ii.	Corporate debt Securities	-	50.00	0.27

There have been no defaults in making the same set of securities available at the time of 2nd leg settlement of the Term Reverse Repo during the year ended 31 March, 2018.

Year ended 31 March, 2017				(₹ in crores)
	Minimum outstanding during the year	Maximum outstanding during the year	Daily Average outstanding during the year	As at 31 March, 2017
Securities sold under repos				
i. Government Securities	-	31,372.78	8,220.60	44.46
ii. Corporate debt Securities	-	1,365.00	844.78	1,365.00
Securities purchased under reverse repos				
i. Government Securities	-	23,260.41	5,063.20	19,140.39
ii. Corporate debt Securities	-	-	-	-

There have been no defaults in making the same set of securities available at the time of 2nd leg settlement of the Term Reverse Repo during the year ended 31 March, 2017.

2.1.15 Details of financial assets sold to Securitisation/Reconstruction companies for Asset Reconstruction:

	31 March, 2018	(₹ in crores) 31 March, 2017
Number of accounts*	43 [^]	39
Aggregate value (net of provisions) of accounts sold	41.91	2,960.40
Aggregate consideration [#]	67.48	2,475.58
Additional consideration realised in respect of accounts transferred in earlier years	-	-
Aggregate gain/(loss) over net book value	25.57	(484.82)

* Excludes 5 accounts already written-off (previous year 15 accounts)

[^] Includes 1 account where debt has been acquired by Reconstruction company as a part of resolution plan under Insolvency and Bankruptcy Code

[#] Value of security receipts received as a part of the consideration has been initially recognised at lower of net book value of the financial asset or redemption value of the security receipts as per RBI guidelines

In accordance with the RBI guidelines on sale of NPAs, banks have the dispensation of amortising the shortfall on sale of NPAs to Securitisation/Reconstruction companies, if the sale value is lower than the net book value, over the period specified therein. The Bank has not amortised any such shortfall arising during the years ended 31 March, 2018 and 31 March, 2017.

Particulars	Backed by NPAs sold by the Bank as underlying		Backed by NPAs sold by other banks/financial institutions/non-banking financial companies as underlying		Total	
	As on 31 March, 2018	As on 31 March, 2017	As on 31 March, 2018	As on 31 March, 2017	As on 31 March, 2018	As on 31 March, 2017
Book value of investments in Security Receipts ('SRs')	2,918.39	1,517.76*	5.58	7.68	2,923.97	1,525.44

*excludes application money of ₹1,420.35 crores

(₹ in crores)

As at 31 March, 2018

Particulars	SRs issued within past 5 years	SRs issued more than 5 years ago but within past 8 years	SRs issued more than 8 years ago
(i) Book value of SRs backed by NPAs sold by the bank as underlying	2,918.06	0.33	-
Provisions held against (i)	-	-	-
(ii) Book value of SRs backed by NPAs sold by other banks / financial institutions / non-banking financial companies as underlying	4.33	1.25	-
Provisions held against (ii)	-	-	-
Total (i) + (ii)	2,922.39	1.58	-

(₹ in crores)

As at March 31, 2017

Particulars	SRs issued within past 5 years	SRs issued more than 5 years ago but within past 8 years	SRs issued more than 8 years ago
(i) Book value of SRs backed by NPAs sold by the bank as underlying	1,517.43	0.33	-
Provisions held against (i)	-	-	-
(ii) Book value of SRs backed by NPAs sold by other banks / financial institutions / non-banking financial companies as underlying	7.02	0.66	-
Provisions held against (ii)	-	-	-
Total (i) + (ii)	1,524.45	0.99	-

2.1.16 Details of the Non-Performing Financial Assets sold to other banks (excluding securitisation/reconstruction companies):

(₹ in crores)

31 March, 2018

31 March, 2017



Number of accounts sold	2	-
Aggregate outstanding*	734.07	-
Aggregate consideration received	615.30	-

*Represents principal outstanding as on date of sale

During the years ended 31 March, 2018 and 31 March, 2017 there were no Non-Performing Financial Assets purchased by the Bank from other banks (excluding securitisation/reconstruction companies).

2.1.17 Details of securitisation transactions undertaken by the Bank are as follows:

(₹ in crores)

31 March, 2018

31 March, 2017



Sr. No.	Particulars	31 March, 2018	31 March, 2017
1	No. of SPVs sponsored by the bank for securitisation transactions	-	-
2	Total amount of securitised assets as per books of the SPVs sponsored by the Bank	-	-
3	Total amount of exposures retained by the bank to comply with MRR as on the date of balance sheet	-	-

Sr. No.	Particulars	(₹ in crores)	
		31 March, 2018	31 March, 2017
		▽	
a)	Off-balance sheet exposures		
	First loss	-	-
	Others	-	-
b)	On-balance sheet exposures		
	First loss	-	-
	Others	-	-
4	Amount of exposures to securitisation transactions other than MRR		
a)	Off-balance sheet exposures		
i)	Exposure to own securitizations		
	First loss	-	-
	Loss	-	-
ii)	Exposure to third party securitisations		
	First loss	-	-
	Others	-	-
b)	On-balance sheet exposures		
i)	Exposure to own securitizations		
	First loss	-	-
	Loss	-	-
ii)	Exposure to third party securitisations		
	First loss	-	-
	Others	-	-

2.1.18 The information on concentration of deposits is given below:

	(₹ in crores)	
	31 March, 2018	31 March, 2017
	▽	
Total deposits of twenty largest depositors	51,886.56	48,081.76
Percentage of deposits of twenty largest depositors to total deposits	11.44	11.60

2.1.19 The information on concentration of advances* is given below:

	(₹ in crores)	
	31 March, 2018	31 March, 2017
	▽	
Total advances to twenty largest borrowers	66,597.41	65,055.41
Percentage of advances to twenty largest borrowers to total advances of the Bank	10.27	11.13

* Advances represent credit exposure (funded and non-funded) including derivative exposure as defined by RBI

2.1.20 The information on concentration of exposure* is given below:

	(₹ in crores)	
	31 March, 2018	31 March, 2017
	▽	
Total exposure to twenty largest borrowers/customers	95,610.35	83,229.90
Percentage of exposures to twenty largest borrowers/customers to total exposure on borrowers/customers	13.21	13.06

* Exposure includes credit exposure (funded and non-funded), derivative exposure, investment exposure (including underwriting and similar commitments) and deposits placed for meeting short fall in Priority Sector Lending

2.1.21 During the year ended 31 March, 2018, the Bank's credit exposure to single borrower was within the prudential exposure limits except in one case, where the single borrower limit was exceeded upto an additional exposure of 5% with the approval of the Committee of Directors. The details of such case are set out below :

Name of the Borrower	Reliance Industries Limited
Period	August, 2017
Original exposure ceiling	11,865.78 crores
Limit Sanctioned	15,821.03 crores
% of excess limit sanctioned over original ceiling	33.33%
Exposure ceiling as on 31 March, 2018	13,165.49 crores
Exposure as on 31 March, 2018	11,245.72 crores

During the year ended 31 March, 2018, the Bank's credit exposure to group borrowers was within the Prudential exposure limits prescribed by RBI.

During the year ended 31 March, 2017, the Bank's credit exposure to single borrower and group borrowers was within the prudential exposure limits prescribed by RBI.

2.1.22 Details of Risk Category wise Country Exposure:

Risk Category	(₹ in crores)			
	Exposure (Net) as at 31 March, 2018 ▽	Provision Held as at 31 March, 2018 ▽	Exposure (Net) as at 31 March, 2017	Provision Held as at 31 March, 2017
Insignificant	-	-	-	-
Low	25,390.99	-	29,144.84	19.94
Moderate	3,049.83	-	2,301.13	-
High	4,095.09	-	4,014.89	-
Very High	573.60	-	338.60	-
Restricted	0.28	-	0.33	-
Off-Credit	-	-	-	-
Total	33,109.79	-	35,799.79	19.94

2.1.23 A maturity pattern of certain items of assets and liabilities at 31 March, 2018 and 31 March, 2017 is set out below:

	(₹ in crores)					
	Deposits	Advances*	Investments	Borrowings	Foreign Currency Assets	Foreign Currency Liabilities
1 day	9,306.55	2,662.93	33,116.11	-	4,769.53	216.54
2 days to 7 days	23,249.34	7,040.81	2,267.04	8,303.91	5,671.46	2,729.29
8 days to 14 days	8,090.08	3,311.69	5,607.65	1,245.13	1,560.51	1,517.86
15 days to 30 days	12,937.59	12,192.97	4,062.76	2,771.28	7,776.30	2,854.22
31 days and upto 2 months	24,011.63	10,134.53	5,920.81	6,468.16	4,294.17	7,230.06
Over 2 months and upto 3 months	25,695.76	10,919.63	7,538.01	6,795.99	3,285.83	7,922.85
Over 3 months and upto 6 months	35,196.78	18,835.00	7,991.87	19,846.64	6,542.82	17,414.16
Over 6 months and upto 1 year	66,959.06	26,028.57	17,063.60	22,631.53	8,759.21	19,517.46
Over 1 year and upto 3 years	35,569.79	74,775.86	16,784.51	30,112.68	14,199.73	21,008.16
Over 3 years and upto 5 years	16,436.37	58,233.50	9,653.42	23,198.99	11,154.08	9,664.45
Over 5 years	196,169.77	215,514.82	43,870.30	26,641.84	26,061.69	2,755.53
Total	453,622.72	439,650.31	153,876.08	148,016.15	94,075.33	92,830.58

As at 31 March, 2017

(₹ in crores)

	Deposits	Advances*	Investments	Borrowings	Foreign Currency Assets	Foreign Currency Liabilities
1 day	5,561.09	4,738.06	19,038.68	-	232.94	4,682.66
2 days to 7 days	16,154.59	2,942.50	4,119.70	830.97	1,512.44	1,579.19
8 days to 14 days	8,619.31	2,478.10	2,055.69	828.21	1,036.04	976.21
15 days to 30 days	12,706.72	11,382.78	2,776.60	3,429.24	3,547.41	6,458.97
31 days and upto 2 months	18,899.18	7,713.50	4,002.32	5,050.40	3,810.04	2,795.53
Over 2 months and upto 3 months	19,690.06	10,255.26	4,064.54	8,052.01	6,287.42	5,314.49
Over 3 months and upto 6 months	44,667.08	19,616.97	8,436.47	16,414.12	13,001.27	5,926.14
Over 6 months and upto 1 year	67,157.22	23,819.76	14,808.47	19,888.78	20,226.83	8,953.44
Over 1 year and upto 3 years	32,840.70	65,017.59	13,601.13	10,573.26	6,442.15	12,164.41
Over 3 years and upto 5 years	7,036.47	48,160.05	6,943.49	16,806.09	10,226.33	7,933.38
Over 5 years	181,046.37	176,944.78	48,946.28	23,157.79	3,188.15	12,759.54
Total	414,378.79	373,069.35	128,793.37	105,030.87	69,511.02	69,543.96

Classification of assets and liabilities under the different maturity buckets is based on the same estimates and assumptions as used by the Bank for compiling the return submitted to the RBI, which has been relied upon by the auditors. Maturity profile of foreign currency assets and liabilities is excluding off balance sheet items.

* For the purpose of disclosing the maturity pattern, loans and advances that have been subject to risk participation vide Inter-Bank Participation Certificates ('IBPCs') and Funded Risk Participation ('FRPs') have been classified in the maturity bucket corresponding to the contractual maturities of such underlying loans and advances gross of any risk participation. The IBPC and FRP amounts have been classified in the respective maturities of the corresponding underlying loans.

2.1.24 Disclosure on Restructured Assets

Details of loans subjected to restructuring during the year ended 31 March, 2018 are given below:

(₹ in crores)

Type of Restructuring	Asset Classification	Under CDR Mechanism					Under SME Debt Restructuring Mechanism				
		Standard	Sub-Standard	Doubtful	Loss	Total	Standard	Sub-Standard	Doubtful	Loss	Total
Restructured accounts as on April 1 of the FY (Opening Balance)	No. of borrowers	15	-	16	9	40	-	-	-	-	-
	Amount Outstanding – Restructured facility	1,099.10	-	1,546.18	418.83	3,064.11	-	-	-	-	-
	Amount Outstanding – Other facility	441.95	-	358.33	328.55	1,128.83	-	-	-	-	-
	Provision thereon	36.67	-	48.89	-	85.56	-	-	-	-	-
Movement in balance for accounts appearing under opening balance	No. of borrowers	-	-	-	-	-	-	-	-	-	-
	Amount Outstanding – Restructured facility	11.69	-	(108.80)	0.77	(96.34)	-	-	-	-	-
	Amount Outstanding – Other facility	(67.22)	-	13.72	-	(53.50)	-	-	-	-	-
	Provision thereon	(15.79)	-	(30.09)	-	(45.88)	-	-	-	-	-
Fresh Restructuring during the year ^{1,2}	No. of borrowers	-	-	-	-	-	-	-	-	-	-
	Amount Outstanding – Restructured facility	-	-	-	-	-	-	-	-	-	-
	Amount Outstanding – Other facility	49.99	-	-	-	49.99	-	-	-	-	-
	Provision thereon	-	-	-	-	-	-	-	-	-	-

(₹ in crores)

Type of Restructuring	Asset Classification	Under CDR Mechanism					Under SME Debt Restructuring Mechanism				
		Standard	Sub-Standard	Doubtful	Loss	Total	Standard	Sub-Standard	Doubtful	Loss	Total
Upgradation to restructured standard category during the FY	No. of borrowers	1	-	(1)	-	-	-	-	-	-	-
	Amount Outstanding – Restructured facility	35.65	-	(35.65)	-	-	-	-	-	-	-
	Amount Outstanding – Other facility	31.13	-	(31.13)	-	-	-	-	-	-	-
	Provision thereon	-	-	-	-	-	-	-	-	-	-
Restructured Standard Advances which cease to attract higher provisioning and/or additional risk weight at the end of FY	No. of borrowers	(2)	-	-	-	(2)	-	-	-	-	-
	Amount Outstanding – Restructured facility	(22.41)	-	-	-	(22.41)	-	-	-	-	-
	Amount Outstanding – Other facility	-	-	-	-	-	-	-	-	-	-
	Provision thereon	(0.03)	-	-	-	(0.03)	-	-	-	-	-
Downgradation of restructured accounts during the FY ³	No. of borrowers	(7)	-	8	1	2	-	-	-	-	-
	Amount Outstanding – Restructured facility	(621.74)	-	785.22	(137.78)	25.70	-	-	-	-	-
	Amount Outstanding – Other facility	(162.27)	-	165.82	3.42	6.97	-	-	-	-	-
	Provision thereon	(9.57)	-	9.57	-	-	-	-	-	-	-
Write-offs of restructured accounts during the FY ^{4,5,6}	No. of borrowers	-	-	(5)	(4)	(9)	-	-	-	-	-
	Amount Outstanding – Restructured facility	(74.49)	-	(816.16)	(157.17)	(1,047.82)	-	-	-	-	-
	Amount Outstanding – Other facility	(14.25)	-	(156.43)	(297.87)	(468.55)	-	-	-	-	-
	Provision thereon	-	-	-	-	-	-	-	-	-	-
Restructured accounts as on March 31 of the FY (closing figures)	No. of borrowers	7	-	18	6	31	-	-	-	-	-
	Amount Outstanding – Restructured facility	427.80	-	1,370.79	124.65	1,923.24	-	-	-	-	-
	Amount Outstanding – Other facility	279.33	-	350.31	34.10	663.74	-	-	-	-	-
	Provision thereon	11.28	-	28.37	-	39.65	-	-	-	-	-

(₹ in crores)

Type of Restructuring	Asset Classification	Others					Total				
		Standard	Sub-Standard	Doubtful	Loss	Total	Standard	Sub-Standard	Doubtful	Loss	Total
Restructured accounts as on April 1 of the FY (Opening Balance)	No. of borrowers	350	3	373	91	817	365	3	389	100	857
	Amount Outstanding – Restructured facility	4,522.92	417.74	728.67	693.13	6,362.46	5,622.02	417.74	2,274.85	1,111.96	9,426.57
	Amount Outstanding – Other facility	1,259.47	0.04	155.56	302.82	1,717.89	1,701.42	0.04	513.89	631.37	2,846.72
	Provision thereon	39.14	22.03	10.80	-	71.97	75.81	22.03	59.69	-	157.53
Movement in balance for accounts appearing under opening balance	No. of borrowers	-	-	-	-	-	-	-	-	-	-
	Amount Outstanding – Restructured facility	(230.72)	5.28	(17.76)	(0.57)	(243.77)	(219.03)	5.28	(126.56)	0.20	(340.11)
	Amount Outstanding – Other facility	357.60	-	(4.56)	(7.38)	345.66	290.38	-	9.16	(7.38)	292.16
	Provision thereon	(6.22)	(12.66)	(6.48)	-	(25.36)	(22.01)	(12.66)	(36.57)	-	(71.24)

(₹ in crores)

Type of Restructuring		Others					Total				
Asset Classification		Standard	Sub-Standard	Doubtful	Loss	Total	Standard	Sub-Standard	Doubtful	Loss	Total
Fresh Restructuring during the year ^{1,2}	No. of borrowers	401	15	-	-	416	401	15	-	-	416
	Amount Outstanding – Restructured facility	328.36	40.58	-	-	368.94	328.36	40.58	-	-	368.94
	Amount Outstanding – Other facility	19.69	-	-	-	19.69	69.68	-	-	-	69.68
	Provision thereon	-	-	-	-	-	-	-	-	-	-
Upgradation to restructured standard category during the FY	No. of borrowers	1	-	(1)	-	-	2	-	(2)	-	-
	Amount Outstanding – Restructured facility	206.74	-	(206.74)	-	-	242.39	-	(242.39)	-	-
	Amount Outstanding – Other facility	14.44	-	(14.44)	-	-	45.57	-	(45.57)	-	-
	Provision thereon	-	-	-	-	-	-	-	-	-	-
Restructured Standard Advances which cease to attract higher provisioning and/or additional risk weight at the end of FY	No. of borrowers	(23)				(23)	(25)				(25)
	Amount Outstanding – Restructured facility	(187.01)				(187.01)	(209.42)				(209.42)
	Amount Outstanding – Other facility	(34.90)				(34.90)	(34.90)				(34.90)
	Provision thereon	(2.29)				(2.29)	(2.32)				(2.32)
Downgradation of restructured accounts during the FY ³	No. of borrowers	(167)	1	188	63	85	(174)	1	196	64	87
	Amount Outstanding – Restructured facility	(3,770.90)	(418.21)	3,891.70	335.05	37.64	(4,392.64)	(418.21)	4,676.92	197.27	63.34
	Amount Outstanding – Other facility	(1,327.62)	0.29	1,325.39	2.25	0.31	(1,489.89)	0.29	1,491.21	5.67	7.28
	Provision thereon	(23.28)	(9.37)	32.65	-	-	(32.85)	(9.37)	42.22	-	-
Write-offs of restructured accounts during the FY ^{4,5,6}	No. of borrowers	(46)	(1)	(369)	(67)	(483)	(46)	(1)	(374)	(71)	(492)
	Amount Outstanding – Restructured facility	(112.06)	(40.84)	(492.91)	(875.71)	(1,521.52)	(186.55)	(40.84)	(1,309.07)	(1,032.88)	(2,569.34)
	Amount Outstanding – Other facility	(19.86)	-	(71.90)	(293.94)	(385.70)	(34.11)	-	(228.33)	(591.81)	(854.25)
Restructured accounts as on March 31 of the FY (closing figures)	No. of borrowers	516	18	191	87	812	523	18	209	93	843
	Amount Outstanding – Restructured facility	757.33	4.55	3,902.96	151.90	4,816.74	1,185.13	4.55	5,273.75	276.55	6,739.98
	Amount Outstanding – Other facility	268.82	0.33	1,390.05	3.75	1,662.95	548.15	0.33	1,740.36	37.85	2,326.69
	Provision thereon	7.35	-	36.97	-	44.32	18.63	-	65.34	-	83.97

Amount outstanding under restructuring facilities and other facilities is as on 31 March, 2018

- Amount reported here represents outstanding as on 31 March, 2018. Actual amount subjected to restructuring determined as on the date of approval of restructuring proposal is ₹366.76 crores for the FY 2017-18
- Includes ₹51.07 crores of fresh/additional sanction to existing restructured accounts (₹0.02 crores under restructured facility and ₹51.05 crores under other facility)
- Includes accounts which were not attracting higher provisioning and/or additional risk weight at the beginning of FY
- Includes accounts partially written-off during the year
- Amount outstanding under restructuring facilities and other facilities is as on the date of write-off in the books
- Includes ₹363.46 crores of reduction from existing restructured accounts by way of sale/recovery (₹299.57 crores from restructured facility and ₹63.89 crores from other facility)
- The cumulative value of net restructured advances after reducing the provision held for diminution in fair value and balance in interest capitalization account upto 31 March, 2018 aggregated ₹1,087.10 crores
- Information appearing under substandard, doubtful and loss category also include accounts slipped into NPAs from restructured standard advances along with restructured NPAs

Details of loans subjected to restructuring during the year ended 31 March, 2017 are given below:

(₹ in crores)

Type of Restructuring Asset Classification		Under CDR Mechanism				Total	Under SME Debt Restructuring Mechanism				
		Standard	Sub- Standard	Doubtful	Loss		Standard	Sub- Standard	Doubtful	Loss	Total
Restructured accounts as on April 1 of the FY (Opening Balance)	No. of borrowers	37	-	10	6	53	-	-	-	-	-
	Amount Outstanding – Restructured facility	3,522.19	-	601.54	97.88	4,221.61	-	-	-	-	-
	Amount Outstanding – Other facility	1,170.57	-	48.63	26.64	1,245.84	-	-	-	-	-
	Provision thereon	122.50	-	27.10	-	149.60	-	-	-	-	-
Movement in balance for accounts appearing under opening balance	No. of borrowers	-	-	-	-	-	-	-	-	-	-
	Amount Outstanding – Restructured facility	(365.88)	-	0.75	(0.03)	(365.16)	-	-	-	-	-
	Amount Outstanding – Other facility	44.51	-	0.01	-	44.52	-	-	-	-	-
	Provision thereon	(39.55)	-	(16.67)	-	(56.22)	-	-	-	-	-
Fresh Restructuring during the year ^{1,2}	No. of borrowers	-	-	-	-	-	-	-	-	-	-
	Amount Outstanding – Restructured facility	-	-	-	-	-	-	-	-	-	-
	Amount Outstanding – Other facility	60.55	-	-	-	60.55	-	-	-	-	-
	Provision thereon	-	-	-	-	-	-	-	-	-	-
Upgradation to restructured standard category during the FY	No. of borrowers	-	-	-	-	-	-	-	-	-	-
	Amount Outstanding – Restructured facility	-	-	-	-	-	-	-	-	-	-
	Amount Outstanding – Other facility	-	-	-	-	-	-	-	-	-	-
	Provision thereon	-	-	-	-	-	-	-	-	-	-
Restructured Standard Advances which cease to attract higher provisioning and/or additional risk weight at the end of FY	No. of borrowers	(7)				(7)					-
	Amount Outstanding – Restructured facility	(311.73)				(311.73)					-
	Amount Outstanding – Other facility	(28.33)				(28.33)					-
	Provision thereon	(7.81)				(7.81)					-
Downgradation of restructured accounts during the FY ³	No. of borrowers	(15)	-	12	5	2	-	-	-	-	-
	Amount Outstanding – Restructured facility	(1,567.82)	-	1,444.96	339.06	216.20	-	-	-	-	-
	Amount Outstanding – Other facility	(682.50)	-	401.62	302.57	21.69	-	-	-	-	-
	Provision thereon	(38.47)	-	38.46	-	(0.01)	-	-	-	-	-
Write-offs of restructured accounts during the FY ^{4,5,6}	No. of borrowers	-	-	(6)	(2)	(8)	-	-	-	-	-
	Amount Outstanding – Restructured facility	(177.66)	-	(501.07)	(18.08)	(696.81)	-	-	-	-	-
	Amount Outstanding – Other facility	(122.85)	-	(91.93)	(0.66)	(215.44)	-	-	-	-	-

(₹ in crores)

Type of Restructuring Asset Classification		Under CDR Mechanism				Under SME Debt Restructuring Mechanism					
		Standard	Sub-Standard	Doubtful	Loss	Total	Standard	Sub-Standard	Doubtful	Loss	Total
Restructured accounts as on March 31 of the FY (closing figures)	No. of borrowers	15	-	16	9	40	-	-	-	-	-
	Amount Outstanding – Restructured facility	1,099.10	-	1,546.18	418.83	3,064.11	-	-	-	-	-
	Amount Outstanding – Other facility	441.95	-	358.33	328.55	1,128.83	-	-	-	-	-
	Provision thereon	36.67	-	48.89	-	85.56	-	-	-	-	-

(₹ in crores)

Type of Restructuring Asset Classification		Standard	Sub-Standard	Others			Standard	Sub-Standard	Total		
				Doubtful	Loss	Total			Doubtful	Loss	Total
Restructured accounts as on April 1 of the FY (Opening Balance)	No. of borrowers	821	1	281	31	1,134	858	1	291	37	1,187
	Amount Outstanding – Restructured facility	5,211.23	0.04	785.07	68.48	6,064.82	8,733.42	0.04	1,386.61	166.36	10,286.43
	Amount Outstanding – Other facility	1,216.63	-	123.10	10.88	1,350.61	2,387.20	-	171.73	37.52	2,596.45
	Provision thereon	61.51	-	17.20	-	78.71	184.01	-	44.30	-	228.31
Movement in balance for accounts appearing under opening balance	No. of borrowers	-	-	-	-	-	-	-	-	-	-
	Amount Outstanding – Restructured facility	35.18	-	(0.43)	0.03	34.78	(330.70)	-	0.32	-	(330.38)
	Amount Outstanding – Other facility	429.67	0.01	(0.12)	0.01	429.57	474.18	0.01	(0.11)	0.01	474.09
	Provision thereon	(15.94)	-	(13.39)	-	(29.33)	(55.49)	-	(30.06)	-	(85.55)
Fresh Restructuring during the year ^{1,2}	No. of borrowers	43	2	1	-	46	43	2	1	-	46
	Amount Outstanding – Restructured facility	597.63	417.73	33.59	-	1,048.95	597.63	417.73	33.59	-	1,048.95
	Amount Outstanding – Other facility	161.56	-	0.01	-	161.57	222.11	-	0.01	-	222.12
	Provision thereon	-	22.03	0.56	-	22.59	-	22.03	0.56	-	22.59
Upgradation to restructured standard category during the FY	No. of borrowers	-	-	-	-	-	-	-	-	-	-
	Amount Outstanding – Restructured facility	-	-	-	-	-	-	-	-	-	-
	Amount Outstanding – Other facility	-	-	-	-	-	-	-	-	-	-
	Provision thereon	-	-	-	-	-	-	-	-	-	-
Restructured Standard Advances which cease to attract higher provisioning and/or additional risk weight at the end of FY	No. of borrowers	(225)				(225)	(232)				(232)
	Amount Outstanding – Restructured facility	(349.16)				(349.16)	(660.89)				(660.89)
	Amount Outstanding – Other facility	(171.75)				(171.75)	(200.08)				(200.08)
	Provision thereon	-				-	(7.81)				(7.81)

(₹ in crores)

Type of Restructuring Asset Classification		Others					Total				
		Standard	Sub- Standard	Doubtful	Loss	Total	Standard	Sub- Standard	Doubtful	Loss	Total
Downgradation of restructured accounts during the FY ³	No. of borrowers	(203)	-	165	67	29	(218)	-	177	72	31
	Amount										
	Outstanding – Restructured facility	(821.74)	(0.03)	208.83	646.91	33.97	(2,389.56)	(0.03)	1,653.79	985.97	250.17
	Amount										
	Outstanding – Other facility	(335.61)	0.03	43.68	292.11	0.21	(1,018.11)	0.03	445.30	594.68	21.90
	Provision thereon	(6.43)	-	6.43	-	-	(44.90)	-	44.89	-	(0.01)
Write-offs of restructured accounts during the FY ^{4,5,6}	No. of borrowers	(86)	-	(74)	(7)	(167)	(86)	-	(80)	(9)	(175)
	Amount										
	Outstanding – Restructured facility	(150.22)	-	(298.39)	(22.29)	(470.90)	(327.88)	-	(799.46)	(40.37)	(1,167.71)
	Amount										
	Outstanding – Other facility	(41.03)	-	(11.11)	(0.18)	(52.32)	(163.88)	-	(103.04)	(0.84)	(267.76)
	Provision thereon	39.14	22.03	10.80	-	71.97	75.81	22.03	59.69	-	157.53
Restructured accounts as on March 31 of the FY (closing figures)	No. of borrowers	350	3	373	91	817	365	3	389	100	857
	Amount										
	Outstanding – Restructured facility	4,522.92	417.74	728.67	693.13	6,362.46	5,622.02	417.74	2,274.85	1,111.96	9,426.57
	Amount										
	Outstanding – Other facility	1,259.47	0.04	155.56	302.82	1,717.89	1,701.42	0.04	513.89	631.37	2,846.72
	Provision thereon	39.14	22.03	10.80	-	71.97	75.81	22.03	59.69	-	157.53

Amount outstanding under restructuring facilities and other facilities is as on 31 March, 2017:

1. Amount reported here represents outstanding as on 31 March, 2017. Actual amount subjected to restructuring determined as on the date of approval of restructuring proposal is ₹1,001.35 crores for the FY 2016-17
2. Includes ₹213.53 crores of fresh/additional sanction to existing restructured accounts (₹3.56 crores under restructured facility and ₹209.97 crores under other facility)
3. Includes accounts which were not attracting higher provisioning and/or additional risk weight at the beginning of FY
4. Includes accounts partially written-off during the year
5. Amount outstanding under restructuring facilities and other facilities is as on the date of write-off in the books
6. Includes ₹881.83 crores of reduction from existing restructured accounts by way of sale/recovery (₹716.59 crores from restructured facility and ₹165.24 crores from other facility)
7. The cumulative value of net restructured advances after reducing the provision held for diminution in fair value and balance in interest capitalization account upto 31 March, 2017 aggregated ₹5,379.10 crores
8. Information appearing under substandard, doubtful and loss category also include accounts slipped into NPAs from restructured standard advances along with restructured NPAs

2.1.25 Disclosure on Flexible Structuring of existing loans

(₹ in crores)

Particulars	Year ended 31 March, 2018	Year ended 31 March, 2017
	▽	
No. of borrowers taken up for flexible structuring	3	8
Amount of loans taken up for flexible structuring [#]		
- Classified as Standard*	682.18	1,066.14
- Classified as NPA*	290.36	803.79
Exposure weighted average duration of loans taken up for flexible structuring (years)		
- Before applying flexible structuring	9.43	9.22
- After applying flexible structuring	19.25	20.72

[#] represents outstanding as on date of sanction of the proposal

* asset classification represents position as on 31 March of the respective year

2.1.26 Disclosure on Strategic Debt Restructuring Scheme (accounts which are currently under the stand-still period)

(₹ in crores)

Particulars	As at 31 March, 2018	As at 31 March, 2017
	▽	
No. of accounts where SDR has been invoked	-	19
Amount outstanding #		
- Classified as Standard	-	3,807.18
- Classified as NPA	-	322.40
Amount outstanding with respect to accounts where conversion of debt to equity is pending		
- Classified as Standard	-	846.10
- Classified as NPA	-	214.69
Amount outstanding with respect to accounts where conversion of debt to equity has taken place#		
- Classified as Standard	-	2,961.08
- Classified as NPA	-	107.71

includes outstanding under equity investments post conversion under SDR

2.1.27 Disclosure on Change in Ownership outside SDR Scheme (accounts which are currently under the stand-still period)

(₹ in crores)

Particulars	As at 31 March, 2018	As at 31 March, 2017
	▽	
No. of accounts where banks have decided to effect change in ownership	-	-
Amount outstanding		
- Classified as Standard	-	-
- Classified as NPA	-	-
Amount outstanding with respect to accounts where conversion of debt to equity/invocation of pledge of equity shares is pending		
- Classified as Standard	-	-
- Classified as NPA	-	-
Amount outstanding with respect to accounts where conversion of debt to equity/invocation of pledge of equity shares has taken place		
- Classified as Standard	-	-
- Classified as NPA	-	-
Amount outstanding with respect to accounts where change in ownership is envisaged by issuance of fresh shares or sale of promoters equity		
- Classified as Standard	-	-
- Classified as NPA	-	-

2.1.28 Disclosure on Change in Ownership of Projects under Implementation (accounts which are currently under the stand-still period)

(₹ in crores)

Particulars	As at 31 March, 2018	As at 31 March, 2017
	▽	
No. of project loan accounts where banks have decided to effect change in ownership	-	1
Amount outstanding		
- Classified as Standard	-	98.87
- Classified as standard restructured	-	-
- Classified as NPA	-	-

2.1.29 Disclosure on Scheme for Sustainable Structuring of Stressed Assets (S4A)

(₹ in crores)

Particulars	As at 31 March, 2018	As at 31 March, 2017
	▽	
No. of accounts where S4A has been applied	5	2
Aggregate amount outstanding		
- Classified as Standard	486.24	323.46
- Classified as NPA	647.52	-
Amount outstanding in Part A		
- Classified as Standard	281.48	160.35
- Classified as NPA	409.21	-
Amount outstanding in Part B		
- Classified as Standard	204.76	163.11
- Classified as NPA	238.31	-
Provision Held		
- Classified as Standard	107.46	67.05
- Classified as NPA	567.79	-

2.1.30 Disclosure in respect of Interest Rate Swaps ('IRS'), Forward Rate Agreement ('FRA') and Cross Currency Swaps ('CCS') outstanding is set out below:

A 'FRA' is a financial contract between two parties to exchange interest payments for 'notional principal' amount on settlement date, for a specified period from start date to maturity date. Accordingly, on the settlement date cash payments based on contract rate and the settlement rate, which is the agreed bench-mark/reference rate prevailing on the settlement date, are made by the parties to one another. The benchmark used in the FRA contracts of the Bank is London Inter-Bank Offered Rate (LIBOR) of various currencies.

An 'IRS' is a financial contract between two parties exchanging or swapping a stream of interest payments for a 'notional principal' amount on multiple occasions during a specified period. The Bank deals in interest rate benchmarks like Mumbai Inter-Bank Offered Rate (MIBOR), Indian Government Securities Benchmark Rate (INBMK), Mumbai Inter-Bank Forward Offer Rate (MIFOR) and LIBOR of various currencies.

A 'CCS' is a financial contract between two parties exchanging interest payments and principal, wherein interest payments and principal in one currency would be exchanged for an equally valued interest payments and principal in another currency.

(₹ in crores)

Sr. No.	Items	As at 31 March, 2018	As at 31 March, 2017
		▽	
i)	Notional principal of swap agreements	196,069.45	197,871.67
ii)	Losses which would be incurred if counterparties failed to fulfill their obligations under the agreements	2,872.20	2,558.71
iii)	Collateral required by the Bank upon entering into swaps	826.23	903.93
iv)	Concentration of credit risk arising from the swaps		
	Maximum single industry exposure with Banks (previous year with Banks)		
	- Interest Rate Swaps/FRAs	2,695.48	2,379.59
	- Cross Currency Swaps	2,947.91	2,086.53
v)	Fair value of the swap book (hedging & trading)		
	- Interest Rate Swaps/FRAs	(804.12)	(410.81)
	- Currency Swaps	1,228.65	1,056.44

The nature and terms of the IRS as on 31 March, 2018 are set out below:

(₹ in crores)

Nature	Nos.	Notional Principal	Benchmark	Terms
Hedging	33	11,698.91	LIBOR	Fixed Receivable v/s Floating Payable
Trading	4	275.00	INBMK	Fixed Receivable v/s Floating Payable
Trading	250	36,726.98	LIBOR	Fixed Receivable v/s Floating Payable
Trading	319	22,201.66	MIBOR	Fixed Receivable v/s Floating Payable
Trading	350	17,107.00	MIFOR	Fixed Receivable v/s Floating Payable
Trading	21	1,659.00	INBMK	Floating Receivable v/s Fixed Payable
Trading	294	41,559.60	LIBOR	Floating Receivable v/s Fixed Payable
Trading	353	17,553.49	MIBOR	Floating Receivable v/s Fixed Payable
Trading	181	9,741.00	MIFOR	Floating Receivable v/s Fixed Payable
Trading	28	5,116.24	LIBOR	Floating Receivable v/s Floating Payable
Trading	5	229.07	LIBOR	Pay Cap
Trading	5	229.07	LIBOR	Receive Cap
	1,843	164,097.02		

The nature and terms of the IRS as on 31 March, 2017 are set out below:

(₹ in crores)

Nature	Nos.	Notional Principal	Benchmark	Terms
Hedging	39	12,178.83	LIBOR	Fixed Receivable v/s Floating Payable
Hedging	2	907.90	LIBOR	Floating Receivable v/s Fixed Payable
Trading	6	325.00	INBMK	Fixed Receivable v/s Floating Payable
Trading	259	32,773.03	LIBOR	Fixed Receivable v/s Floating Payable
Trading	467	29,645.28	MIBOR	Fixed Receivable v/s Floating Payable
Trading	341	16,724.00	MIFOR	Fixed Receivable v/s Floating Payable
Trading	25	1,909.00	INBMK	Floating Receivable v/s Fixed Payable
Trading	304	36,231.81	LIBOR	Floating Receivable v/s Fixed Payable
Trading	476	25,709.54	MIBOR	Floating Receivable v/s Fixed Payable
Trading	225	12,223.00	MIFOR	Floating Receivable v/s Fixed Payable
Trading	28	4,669.20	LIBOR	Floating Receivable v/s Floating Payable
Trading	3	66.14	LIBOR	Pay Cap
Trading	1	197.11	LIBOR	Pay Cap/Receive Floor
Trading	1	197.11	LIBOR	Pay Floor/Receive Cap
Trading	3	66.14	LIBOR	Receive Cap
	2,180	173,823.09		

The nature and terms of the FRA as on 31 March, 2018 are set out below:

(₹ in crores)

Nature	Nos.	Notional Principal	Benchmark	Terms
Hedging	1	325.88	LIBOR	Floating Receivable v/s Fixed Payable
	1	325.88		

The nature and terms of the FRA as on 31 March, 2017 are set out below:

(₹ in crores)

Nature	Nos.	Notional Principal	Benchmark	Terms
Hedging	2	2,107.63	LIBOR	Fixed Receivable v/s Floating Payable
	2	2,107.63		

The nature and terms of the CCS as on 31 March, 2018 are set out below:

(₹ in crores)

Nature	Nos.	Notional Principal	Benchmark	Terms
Trading	84	9,787.05	Principal & Coupon Swap	Fixed Payable v/s Fixed Receivable
Trading	70	6,047.29	LIBOR	Fixed Receivable v/s Floating Payable
Trading	65	7,061.51	LIBOR	Floating Receivable v/s Fixed Payable
Trading	6	2,445.14	LIBOR/MIFOR/MIBOR	Floating Receivable v/s Floating Payable
Trading	37	3,613.89	Principal Only	Fixed Receivable
Trading	20	2,691.67	Principal Only	Fixed Payable
	282	31,646.55		

The nature and terms of the CCS as on 31 March, 2017 are set out below:

(₹ in crores)

Nature	Nos.	Notional Principal	Benchmark	Terms
Trading	85	5,095.10	Principal & Coupon Swap	Fixed Payable v/s Fixed Receivable
Trading	58	4,646.82	LIBOR	Fixed Receivable v/s Floating Payable
Trading	62	6,247.64	LIBOR	Floating Receivable v/s Fixed Payable
Trading	3	1,011.29	LIBOR/MIFOR/MIBOR	Floating Receivable v/s Floating Payable
Trading	40	3,858.99	Principal Only	Fixed Receivable
Trading	6	1,081.11	Principal Only	Fixed Payable
	254	21,940.95		

Details of Exchange Traded Interest Rate Derivatives for the year ended 31 March, 2018 are set out below:

(₹ in crores)

Sr. No.	Particulars	As at 31 March, 2018
i)	Notional principal amount of exchange traded interest rate derivatives undertaken during the year	
	679GS2027 - 6.79% GOI 2027	1,269.52
	697GS2026 - 6.97% GOI 2026	356.60
	759GS2026 - 7.59% GOI 2026	29.72
	EDM7 - 90 Day Euro Future - June 2017	1,629.38
	EDM8 - 90 Day Euro Future - June 2018	1,629.38
	EDU7 - 90 Day Euro Future - September 2017	3,258.75
	EDU8 - 90 Day Euro Future - September 2018	3,258.75
	FFF8 - 30 Days FED Funds - January 2018	3,258.75
	TUM7 - 2 Years Treasury Note - June 2017	130.35
	TUU7 - 2 Years Treasury Note - September 2017	260.70
	TYM7 - 10 Years US Note - June 2017	162.93
	TYU7 - 10 Years US Note - September 2017	239.84
	FVZ7 - 5 Years US Note - December 2017	130.35
	FVH8 - 5 Years US Note - March 2018	130.35
	TYH8 - 10 Years US Note - March 2018	82.12

Sr. No.	Particulars	As at 31 March, 2018
	TUH8 - 2 Years US Note - March 2018	260.70
	FVM8 - 5 Years US Note - June 2018	130.35
		16,218.54
ii)	Notional principal amount of exchange traded interest rate derivatives outstanding as on 31 March, 2018	Nil
iii)	Notional principal amount of exchange traded interest rate derivatives outstanding as on 31 March, 2018 and "not highly effective"	N.A.
iv)	Mark-to-market value of exchange traded interest rate derivatives outstanding as on 31 March, 2018 and "not highly effective"	N.A.

Details of Exchange Traded Interest Rate Derivatives for the year ended 31 March, 2017 are set out below:

Sr. No.	Particulars	(₹ in crores) As at 31 March, 2017
i)	Notional principal amount of exchange traded interest rate derivatives undertaken during the year	
	697GS2026 - 6.97% GOI 2026	152.38
	759GS2026 - 7.59% GOI 2026	4,678.12
	759GS2029 - 7.59% GOI 2029	186.98
	761GS2030 - 7.61% GOI 2030	0.10
	768GS2023 - 7.68% GOI 2023	2.00
	772GS2025 - 7.72% GOI 2025	3,219.84
	788GS2030 - 7.88% GOI 2030	1,531.36
	EDH7 - 90 Day Euro Future - March 2017	12,970.00
	EDH8 - 90 Day Euro Future - March 2018	12,970.00
	EDM7 - 90 Day Euro Future - June 2017	8,754.75
	EDM8 - 90 Day Euro Future - June 2018	8,754.75
	EDQ6 - 90 Day Euro \$ Future - August 2016	1,297.00
	EDZ6 - 90 Day Euro Future - December 2016	9,662.65
	EDZ7 - 90 Day Euro Future - December 2017	907.90
	FVH7 - 5Years US Note - March 2017	64.85
	FVM6 - 5 Years US Note - June 2016	2,042.78
	FVU6 - 5 Years US Note - September 2016	1,725.01
	TUM6 - 2 Years Treasury Note - June 2016	2,983.10
	TUM7 - 2 Years Treasury Note - June 2017	259.40
	TUU6 - 2 Years Treasury Note - September 2016	3,761.30
	TYH7 - 10 Years US Note - March 2017	453.95
	TYM6 - 10 Years US Note - June 2016	4,344.95
	TYM7 - 10 Years US Note - June 2017	136.19
	TYU6 - 10 Years US Note - September 2016	12,133.43
	TYZ6 - 10 Years US Note - December 2016	911.79
		93,904.58
ii)	Notional principal amount of exchange traded interest rate derivatives outstanding as on 31 March, 2017	
	EDM7 - 90 Day Euro Future - June 2017	1,621.25
	EDM8 - 90 Day Euro Future - June 2018	1,621.25
		3,242.50
iii)	Notional principal amount of exchange traded interest rate derivatives outstanding as on 31 March, 2017 and "not highly effective"	N.A.
iv)	Mark-to-market value of exchange traded interest rate derivatives outstanding as on 31 March, 2017 and "not highly effective"	N.A.

The Bank has not undertaken any transactions in Credit Default Swaps (CDS) during the year ended 31 March, 2018 and 31 March, 2017.

2.1.31 Disclosure on risk exposure in Derivatives

Qualitative disclosures:

- (a) Structure and organisation for management of risk in derivatives trading, the scope and nature of risk measurement, risk reporting and risk monitoring systems, policies for hedging and/or mitigating risk and strategies and processes for monitoring the continuing effectiveness of hedges/mitigants:

Derivatives are financial instruments whose characteristics are derived from an underlying asset, or from interest and exchange rates or indices. The Bank undertakes over the counter and Exchange Traded derivative transactions for Balance Sheet management and also for proprietary trading/market making whereby the Bank offers derivative products to the customers to enable them to hedge their interest rate and currency risks within the prevalent regulatory guidelines.

Proprietary trading includes Interest Rate Futures, Currency Futures and Rupee Interest Rate Swaps under different benchmarks (viz. MIBOR, MIFOR and INBMK), and Currency Options. The Bank also undertakes transactions in Cross Currency Swaps, Principal Only Swaps, Coupon Only Swaps and Long Term Forex Contracts (LTFX) for hedging its Balance Sheet and also offers them to its customers. These transactions expose the Bank to various risks, primarily credit, market, legal, reputation and operational risk. The Bank has adopted the following mechanism for managing risks arising out of the derivative transactions.

There is a functional separation between the Treasury Front Office, Treasury Mid Office and Treasury Back Office to undertake derivative transactions. The customer and interbank related derivative transaction are originated by Transaction Banking-Derivative sales and Treasury Front Office team respectively which ensures compliance with the trade origination requirements as per the bank's policy and the RBI guidelines. The derivative transactions are originated by Treasury Front Office, which ensures compliance with the trade origination requirements as per the Bank's policy and the RBI guidelines. The Market Risk Group within the Bank's Risk Department independently identifies measures and monitors the market risks associated with derivative transactions and apprises the Asset Liability Management Committee (ALCO) and the Risk Management Committee of the Board (RMC) on the compliance with the risk limits. The Treasury Back Office undertakes activities such as trade confirmation, settlement, ISDA documentation, accounting, valuation and other MIS reporting.

The derivative transactions are governed by the derivative policy, market risk management policy, hedging policy and the Asset Liability Management (ALM) policy of the Bank as well as by the extant RBI guidelines. The Bank has also implemented policy on customer suitability & appropriateness approved by the Board to ensure that derivatives transactions entered into are appropriate and suitable to the customer. The Bank has also put in place a detailed process flow on documentation for customer derivative transactions for effective management of operational risk/reputation risk.

Various risk limits are set up and actual exposures are monitored vis-à-vis the limits allocated. These limits are set up taking into account market volatility, risk appetite, business strategy and management experience. Risk limits are in place for risk parameters viz. PV01, VaR, Stop Loss, Delta, Gamma and Vega. Actual positions are monitored against these limits on a daily basis and breaches, if any, are dealt with in accordance with board approved Risk Appetite Statement. Risk assessment of the portfolio is undertaken periodically. The Bank ensures that the Gross PV01 (Price value of a basis point) position arising out of all non-option rupee derivative contracts are within 0.25% of net worth of the Bank as on Balance Sheet date.

Hedging transactions are undertaken by the Bank to protect the variability in the fair value or the cash flow of the underlying Balance Sheet item. These deals are accounted on an accrual basis except the swap designated with an asset/liability that is carried at market value or lower of cost or market value. In that case, the swap is marked to market with the resulting gain or loss recorded as an adjustment to the market value of designated asset or liability. These transactions are tested for hedge effectiveness and in case any transaction fails the test, the same is re-designated as a trading deal with the approval of the competent authority and appropriate accounting treatment is followed.

- (b) Accounting policy for recording hedge and non-hedge transactions, recognition of income, premiums and discounts, valuation of outstanding contracts

The Hedging Policy approved by the RMC governs the use of derivatives for hedging purpose. Subject to the prevailing RBI guidelines, the Bank deals in derivatives for hedging fixed rate and floating rate coupon or foreign currency assets/liabilities. Transactions for hedging and market making purposes are recorded separately. For hedge transactions, the Bank identifies the hedged item (asset or liability) at the inception of the transaction itself. The effectiveness is ascertained at the time of inception of the hedge and periodically thereafter. Hedge derivative transactions are accounted for in accordance with the hedge accounting principles. Derivatives for market making purpose are marked to market and

the resulting gain/loss is recorded in the Profit and Loss Account. The premium on option contracts is accounted for as per FEDAI guidelines. Derivative transactions are covered under International Swaps and Derivatives Association (ISDA) master agreements with respective counterparties. The exposure on account of derivative transactions is computed as per the RBI guidelines and is marked against the credit limits approved for the respective counterparties.

(c) Provisioning, collateral and credit risk mitigation

Derivative transactions comprise of swaps, FRAs, futures and options which are disclosed as contingent liabilities. Trading swaps/FRAs/futures/options are revalued at the Balance Sheet date with the resulting unrealised gain or loss being recognised in the Profit and Loss Account and correspondingly in other assets or other liabilities respectively. Hedged swaps are accounted for as per the RBI guidelines. In accordance with RBI guidelines, any receivables (crystallised receivables and positive MTM) under derivatives contracts, which remain overdue for more than 90 days, are reversed through the Profit and Loss Account and are held in a separate Suspense account.

Collateral requirements for derivative transactions are laid down as part of credit sanction terms on a case by case basis. Such collateral requirements are determined, based on usual credit appraisal process. The Bank retains the right to terminate transactions as a risk mitigation measure in certain cases.

The credit risk in respect of customer derivative transactions is sought to be mitigated through a laid down policy on sanction of Loan Equivalent Risk (LER) limits, monitoring mechanism for LER limits and trigger events for escalation/margin calls/termination.

Quantitative disclosure on risk exposure in derivatives⁵:

(₹ in crores)

Sr. No.	Particulars	As at 31 March, 2018			Interest rate Derivatives
		Forward Contracts [^]	CCS	Options	
1	Derivatives (Notional Principal Amount)				
a)	For hedging	40,335.85	-	-	12,024.79
b)	For trading	274,466.05	31,646.55	59,342.59	152,398.11
2	Marked to Market Positions[#]				
a)	Asset (+)	2,182.90	1,734.30	1,488.58	1,130.94
b)	Liability (-)	(2,464.30)	(505.64)	(1,390.53)	(1,685.31)
3	Credit Exposure[®]	13,074.02	4,799.22	1,670.63	2,991.32
4	Likely impact of one percentage change in interest rate (100*PV01) (as at 31 March, 2018)				
a)	on hedging derivatives	8.84	-	-	58.15
b)	on trading derivatives	7.32	3.68	97.84	47.27
5	Maximum and Minimum of 100*PV01 observed during the year				
a)	on hedging				
i)	Minimum	0.10	-	-	51.35
ii)	Maximum	12.84	5.32	-	85.73
b)	on Trading				
i)	Minimum	0.31	1.75	8.50	45.98
ii)	Maximum	10.19	3.68	108.73	64.71
	[#] Only on trading derivatives				
	[®] Includes accrued interest				
	[^] Excluding Tom/Spot contracts				

(₹ in crores)

Sr. No.	Particulars	As at 31 March, 2017			Interest rate Derivatives
		Forward Contracts [^]	CCS	Options	
1	Derivatives (Notional Principal Amount)				
	a) For hedging	27,154.50	-	-	15,194.36
	b) For trading	241,040.72	21,940.95	49,383.32	160,736.36
2	Marked to Market Positions [#]				
	a) Asset (+)	5,435.98	1,537.28	1,540.08	988.93
	b) Liability (-)	(5,429.65)	(480.84)	(1,374.76)	(1,361.16)
3	Credit Exposure [@]	15,606.43	4,079.81	1,793.32	3,015.89
4	Likely impact of one percentage change in interest rate (100*PV01) (as at 31 March, 2018)				
	a) on hedging derivatives	2.33	-	-	249.77
	b) on trading derivatives	2.15	1.81	12.35	63.12
5	Maximum and Minimum of 100*PV01 observed during the year				
	a) on hedging				
	i) Minimum	4.15	-	-	128.43
	ii) Maximum	1.05	3.77	-	272.71
	b) on Trading				
	i) Minimum	0.01	0.96	4.08	27.55
	ii) Maximum	13.03	3.68	94.91	97.29
	[#] Only on trading derivatives				
	[@] Includes accrued interest				
	[^] Excluding Tom/Spot contracts				

^{\$} only Over The Counter derivatives included

The outstanding notional principal amount of Exchange Traded Currency Options as at 31 March, 2018 was Nil (previous year Nil) and the mark-to-market value was Nil (previous year Nil).

2.1.32 Details of penalty/stricture levied by RBI during the year ended 31 March, 2018 is as under:

Amount (₹ in crores)	Reason for stricture issued/ levy of penalty by RBI	Date of payment of penalty
3.00	Non-compliance of RBI guidelines on income Recognition and Asset Classification (IRAC) norms. Penalty was imposed in terms of Section 47A(1)(c) read with Section 46(4)(i) of the Banking Regulation Act, 1949	7 March, 2018

Details of penalty/stricture levied by RBI during the year ended 31 March, 2017 is as under:

Amount (₹ in crores)	Reason for stricture issued/ levy of penalty by RBI	Date of payment of penalty
-	Warning issued by RBI on 27 July, 2016 for certain lapses in adherence to KYC/AML guidelines on monitoring of transactions in customer accounts and FEMA provisions	-

2.1.33 Disclosure of customer complaints

(a) Disclosure of customer complaints relating to Bank's customers on Bank's ATMs

	31 March, 2018	31 March, 2017
	▽	
a. No. of complaints pending at the beginning of the year	143	208
b. No. of complaints received during the year	51,096	35,009
c. No. of complaints redressed during the year	50,955	35,074
d. No. of complaints pending at the end of the year	284	143

(b) Disclosure of customer complaints relating to Bank's customers on other bank's ATMs

	31 March, 2018	31 March, 2017
	▽	
a. No. of complaints pending at the beginning of the year	1,233	934
b. No. of complaints received during the year	88,301	80,572
c. No. of complaints redressed during the year	87,174	80,273
d. No. of complaints pending at the end of the year	2,360	1,233

(c) Disclosure of customer complaints other than ATM transaction complaints

	31 March, 2018	31 March, 2017
	▽	
a. No. of complaints pending at the beginning of the year	40,808	8,357
b. No. of complaints received during the year	229,027	222,092
c. No. of complaints redressed during the year	245,379	189,641
d. No. of complaints pending at the end of the year	24,456	40,808

(d) Total customer complaints

	31 March, 2018	31 March, 2017
	▽	
a. No. of complaints pending at the beginning of the year	42,184	9,499
b. No. of complaints received during the year	368,424	337,673
c. No. of complaints redressed during the year	383,508	304,988
d. No. of complaints pending at the end of the year	27,100	42,184

The above information does not include complaints redressed within 1 working day and is as certified by the Management and relied upon by the auditors.

2.1.34 Disclosure of Awards passed by the Banking Ombudsman

	31 March, 2018	31 March, 2017
	▽	
a. No. of unimplemented awards at the beginning of the year	-	-
b. No. of awards passed by the Banking Ombudsman during the year	-	-
c. No. of awards implemented during the year	-	-
d. No. of unimplemented awards at the end of the year	-	-

The above information is as certified by the Management and relied upon by the auditors.

2.1.35 Draw Down from Reserves

During the year ended 31 March, 2018 the Bank has not undertaken any draw down from reserves, except towards issue expenses incurred for the equity raising through the preferential issue, which have been adjusted against the share premium account.

During the year ended 31 March, 2017 the Bank has made a draw down out of the Investment Reserve account towards depreciation on investments in AFS and HFT categories in terms of RBI guidelines.

2.1.36 Letter of Comfort

The Bank has not issued any Letter of Comfort (LoC) on behalf of its subsidiaries during the current and previous year.

2.1.37 Disclosure on Remuneration

Qualitative disclosures

a) Information relating to the bodies that oversee remuneration:

- ❖ Name, composition and mandate of the main body overseeing remuneration:

The Nomination and Remuneration Committee of the Board oversees the framing, review and implementation of the compensation policy of the Bank on behalf of the Board. The Committee works in close co-ordination with the Risk Management Committee of the Bank, in order to achieve effective alignment between remuneration and risks.

As at 31 March, 2018, the Nomination and Remuneration Committee comprises of the following Non-Executive Directors:

1. Shri Prasad R. Menon - Chairman
2. Shri Rohit Bhagat
3. Shri Rakesh Makhija
4. Shri Som Mittal

In respect of Remuneration/HR matters, the Nomination and Remuneration Committee of the Board, functions with the following main objectives:

- a. Review and recommend to the Board for approval, the overall remuneration framework and associated policy of the Bank (including remuneration policy for Directors and key managerial personnel) including the level and structure of fixed pay, variable pay, perquisites, bonus pool, stock-based compensation and any other form of compensation as may be included from time to time to all the employees of the Bank including the Managing Director & CEO (MD & CEO), other Whole-Time Directors (WTD) and senior managers one level below the Board.
- b. Review and recommend to the Board for approval, the total increase in manpower cost budget of the Bank as a whole, at an aggregate level, for the next year.
- c. Recommend to the Board the compensation payable to the Chairman of the Bank.
- d. Review the Code of Conduct and HR strategy, policy and performance appraisal process within the Bank, as well as any fundamental changes in organisation structure which could have wide ranging or high risk implications.
- e. Review and recommend to the Board for approval, the talent management and succession policy and process in the Bank for ensuring business continuity, especially at the level of MD & CEO, the other WTDs, senior managers one level below the Board and other key roles and their progression to the Board.

- f. Review and recommend to the Board for approval:
 - the creation of new positions one level below MD & CEO
 - appointments, promotions and exits of senior managers one level below the MD & CEO
- g. Set the goals, objectives and performance benchmarks for the Bank and for MD & CEO, the other WTDs for the financial year and over the medium to long term.
- h. Review the performance of the MD & CEO and other WTDs at the end of each year.
- i. Review organisation health through feedback from employee surveys conducted on a regular basis.
- j. Perform such other duties as may be required to be done under any law, statute, rules, regulations etc. enacted by Government of India, Reserve Bank of India or by any other regulatory or statutory body.

- ❖ External consultants whose advice has been sought, the body by which they were commissioned, and in what areas of the remuneration process:

The Nomination and Remuneration Committee has commissioned McLagan Aon Hewitt, a globally renowned compensation benchmarking firm, to conduct market benchmarking of employee compensation. The Bank participates in the salary benchmarking survey conducted by Aon Hewitt every year. Aon Hewitt collects data from multiple private sector peer banks across functions, levels and roles which is then used by the Bank to assess market competitiveness of remuneration offered to Bank employees.

- ❖ A description of the scope of the Bank's remuneration policy, including the extent to which it is applicable to foreign subsidiaries and branches:

The Committee monitors the remuneration policy for both domestic and overseas branches of the Bank on behalf of the Board. However, it does not oversee the compensation policy for subsidiaries of the Bank.

- ❖ A description of the type of employees covered and number of such employees:

Employees are categorised into following three categories from remuneration structure and administration standpoint:

Category 1

MD & CEO and WTDs. This category includes 4 employees.

Category 2

All the employees in the Grade of Vice President and above engaged in the functions of Risk Control and Compliance. This category includes 28 employees.

Category 3: Other Staff

'Other Staff' has been defined as a "group of employees who pose a material risk". This category includes all the employees of the Bank in the grade of Executive Vice President (EVP) and above and also few other key business roles in case they are below the grade of Executive Vice President. This category includes 34 employees.

b) Information relating to the design and structure of remuneration processes:

- ❖ An overview of the key features and objectives of remuneration policy:

The compensation philosophy of the Bank aims to attract, retain and motivate professionals in order to enable the Bank to attain its strategic objectives and develop a strong performance culture in the competitive environment in which it operates. To achieve this, the following principles are adopted:

- Affordability: Pay to reflect productivity improvements to retain cost-income competitiveness

- Maintain competitiveness on fixed pay in talent market
- Pay for performance to drive meritocracy through variable pay
- Employee Stock Options for long-term value creation
- Benefits and perquisites to remain aligned with market practices and provide flexibility

Apart from the above, the compensation structure for MD & CEO and WTDs is aligned to RBI's guidelines for sound compensation practices (effective FY 2012-13) and addresses the general principles of:

- Effective and independent governance and monitoring of compensation
- Alignment of compensation with prudent risk-taking through well designed and consistent compensation structures
- Clear and timely disclosure to facilitate supervisory oversight by all stakeholders

Accordingly, the compensation policy for MD & CEO and WTDs seeks to:

- a) Ensure that the compensation, in terms of structure and total amount, is in line with the best practices, as well as competitive vis-à-vis that of peer banks
- b) Establish the linkage of compensation with individual performance as well as achievement of the corporate objectives of the Bank
- c) Include a significant variable pay component tied to the achievement of pre-established objectives in line with Bank's scorecard while ensuring that the compensation is aligned with prudent risk taking
- d) Encourage attainment of long term shareholder returns through inclusion of equity linked long-term incentives as part of compensation

Compensation is structured in terms of fixed pay, variable pay and employee stock options (for selective employees), with a strong linkage of variable pay to performance. The compensation policy of the Bank is approved by the Nomination and Remuneration Committee. Additional approval from Shareholders and RBI is obtained specifically for compensation of MD & CEO and WTDs.

- ❖ Whether the remuneration committee reviewed the firm's remuneration policy during the past year, and if so, an overview of any changes that were made:

The Nomination and Remuneration committee reviews the Bank's remuneration policy every year. There were no major changes made in the remuneration policy during the year.

- ❖ A discussion of how the Bank ensures that risk and compliance employees are remunerated independently of the businesses they oversee:

The Bank ensures that risk and compliance employees are remunerated independently of the businesses they oversee and is guided by the individual employee performance. The remuneration is determined on the basis of relevant risk measures included in the Balanced Scorecard / key deliverables of staff in these functions. The parameters reviewed for performance based rewards are independent of performance of the business area they oversee and commensurate with their individual role in the Bank. Additionally, the ratio of fixed and variable compensation is weighed towards fixed compensation.

c) Description of the ways in which current and future risks are taken into account in the remuneration processes:

- ❖ An overview of the key risks that the Bank takes into account when implementing remuneration measures:

The business activity of the Bank is undertaken within the limits of the following risk measures to achieve the financial plan:

- NPA - net slippages
- Ratio of Risk Weighted Assets to Total Assets
- Liquidity Coverage Ratio

- ❖ An overview of the nature and type of key measures used to take account of these risks, including risk difficult to measure:

The Bank has a robust system of measuring and reviewing these risks. The risk parameters are a part of the Balanced Scorecard used for setting of performance objectives and for measuring performance which includes, besides financial performance, adherence to internal processes, compliance and people perspectives. Weightage is placed on not only financial or quantitative achievement of objectives but also on qualitative aspects detailing how the objectives were achieved.

- ❖ A discussion of the ways in which these measures affect remuneration:

The relevant risk measures are included in the scorecards of MD & CEO and WTDs. Inclusion of the above mentioned measures ensures that performance parameters are aligned to risk measures at the time of performance evaluation. The Nomination and Remuneration Committee takes into consideration all the above aspects while assessing organisational and individual performance and making compensation related recommendations to the Board.

- ❖ A discussion of how the nature and type of these measures have changed over the past year and reasons for the changes, as well as the impact of changes on remuneration:

During FY 2017-18, the risk measures were reviewed and certain additional metrics pertaining to stressed loans were incorporated in the Balanced Scorecards, in view of the asset quality challenges faced by the Banking industry in recent years.

d) Description of the ways in which the Bank seeks to link performance during a performance measurement period with levels of remuneration:

The Bank's performance management and compensation philosophies are structured to support the achievement of the Bank's on-going business objectives by rewarding achievement of objectives linked directly to its strategic business priorities. These strategic priorities are cascaded through annualised objectives to the employees.

The Bank follows the Balanced Scorecard approach in designing its performance management system. Adequate attention is given to the robust goal setting process to ensure alignment of individual objectives to support the achievement of business strategy, financial and non-financial goals across and through the organisation. The non-financial goals for employees includes customer service, process improvement, adherence to risk and compliance norms, operations and process control, learning and knowledge development.

- ❖ An overview of main performance metrics for Bank, top level business lines and individuals:

The Bank follows a Balanced Scorecard approach for measuring performance for the Bank, top business lines and individuals. The approach broadly comprises financial, customer, internal processes, compliance and people perspectives and includes parameters on revenue and profitability, business growth, customer initiatives, operational efficiencies, regulatory compliance, risk management and people management.

- ❖ A discussion of how amounts of individual remuneration are linked to the Bank-wide and individual performance:

The Bank's remuneration practices are underpinned by principles of meritocracy and fairness. The remuneration system strives to maintain the ability to attract, retain, reward and motivate the talent in order to enable the Bank to attain its strategic objectives within the increasingly competitive context in which it operates. The Bank's pay-for-performance approach strives to ensure both internal and external equity in line with emerging market trends. However, the business model and affordability form the overarching boundary conditions.

The Bank follows a Balanced Scorecard approach for measuring individual performance at Senior levels. The Balanced scorecard parameters for individuals are cascaded from the Bank's Balanced Scorecard. The Management Committee or the Nomination and Remuneration Committee reviews the achievements against the set of parameters which determines the performance of the individuals. For all other employees, performance appraisals are conducted annually and initiated by the employee with self-appraisal. The immediate supervisor reviews the appraisal ratings in a joint consultation meeting with the employee and assigns the performance rating. The final ratings are discussed by a Moderation Committee comprising of senior officials of the Bank. Both relative and absolute individual performances are considered for the moderation process. Individual fixed pay increases, variable pay and ESOPs are linked to the final performance ratings. In addition, the fixed pay increase is also influenced by an employee's position in the salary range.

- ❖ A discussion of the measures the Bank will in general implement to adjust remuneration in the event that performance metrics are weak:

In cases where the performance metrics are weak or not well defined to measure the performance effectively, the Bank uses discretion to reward such employees. The remuneration is then influenced by the operational performance parameters of the Bank along with individual performance achievement.

Whilst determining fixed and variable remuneration, relevant risk measures are included in scorecards of senior employees. Identified risk parameters that are taken into account are as under:

- NPA – net slippages
- Ratio of Risk Weighted Assets to Total Assets
- Liquidity Coverage Ratio

As a prudent measure, a portion of variable pay if it exceeds a certain threshold is deferred and is paid proportionately over a period of 3 years. The deferred variable pay amount of reference year would be held back in case of any misrepresentation or gross inaccuracy resulting in a wrong risk assessment.

e) Description of the ways in which the Bank seeks to adjust remuneration to take account of the longer term performance:

- ❖ A discussion of the Bank's policy on deferral and vesting of variable remuneration and, if the fraction of variable remuneration that is deferred differs across employees or groups of employees, a description of the factors that determine the fraction and their relative importance:

The deferral of the Variable Pay for the three categories of employees as stated earlier is given below:

Category 1: MD & CEO and WTDs

Variable Pay will not exceed 70% of the Fixed Pay

To ensure that risk measures do not focus only on achieving short term goals, variable payout is deferred. If the variable pay exceeds 40% of fixed pay, 45% of the variable pay to be deferred proportionately over a period of three years.

Category 2: All the employees in the Grade of Vice President and above engaged in the functions of Risk Control and Compliance

- Variable Pay will be paid on the basis of laid down risk control, compliance and process improvement parameters in the balanced scorecard / key deliverables of staff in this function

- The parameters will be independent of performance of the business area they oversee and will commensurate with their key role in the Bank
- The ratio of fixed and variable compensation will be weighed towards fixed compensation
- Percentage of variable pay to be capped at 70% of fixed pay
- Appropriate deferral structure as approved by the Nomination and Remuneration Committee will be applicable to this category of employees

Category 3: Other Staff

- Variable Pay will be paid on the basis of performance against key deliverables and overall business performance for the financial year
 - Percentage of variable pay to be capped at 70% of fixed pay
 - Appropriate deferral structure as approved by the Nomination and Remuneration Committee will be applicable to this category of employees
- ❖ A discussion of the Bank's policy and criteria for adjusting deferred remuneration before vesting and (if permitted by national law) after vesting through claw back arrangements:

The deferred portion of the variable pay may be delayed in the event of an enquiry determining gross negligence or breach of integrity. The deferred portion is withheld by the Bank till the completion of such enquiries, if any. As a result, no claw back arrangements are made on the deferred portion of the variable pay.

f) Description of the different forms of variable remuneration that the Bank utilizes and the rationale for using these different forms:

- ❖ An overview of the forms of variable remuneration offered:
- Variable Pay: Variable Pay is linked to corporate performance, business performance and individual performance and ensures differential pay based on the performance levels of employees
 - Employee Stock Options (ESOPs): ESOPs are given to selective set of employees at senior levels based on their level of performance and role. ESOP scheme has an inbuilt deferred vesting design which helps in directing long term performance orientation among employees
- ❖ A discussion of the use of different forms of variable remuneration and, if the mix of different forms of variable remuneration differs across employees or group of employees, a description of the factors that determine the mix and their relative importance:

Variable pay in the form of performance based bonus is paid out annually and is linked to performance achievement against balanced performance measures and aligned with the principles of meritocracy. The proportion of variable pay in total pay shall be higher at senior management levels. The payment of all forms of variable pay is governed by the affordability of the Bank and based on profitability and cost income ratios. At senior management levels (and for certain employees with potential to cause material impact on risk exposure), a portion of variable compensation may be paid out in a deferred manner in order to drive prudent behaviour as well as long term & sustainable performance orientation. Long term variable pay is administered in the form of ESOPs with an objective of enabling employee participation in the business as an active stakeholder and to usher in an 'owner-manager' culture. The quantum of grant of stock options is determined and approved by the Nomination and Remuneration Committee, in terms of the said Regulations and in line with best practices, subject to the approval of RBI. The current ESOP design has an inbuilt deferral intended to spread and manage risk.

Quantitative disclosures

- a) The quantitative disclosures pertaining to the MD & CEO, Whole Time Directors and other risk takers for the year ended 31 March, 2018 and 31 March, 2017 are given below. Other risk takers include all employees in the grade of Executive Vice President (EVP) and above and also cover certain select roles in case they are below the grade of EVP.

31 March, 2018

31 March, 2017



a.	i)	Number of meetings held by the Remuneration Committee (main body overseeing remuneration) during the financial year	8	7
	ii)	Remuneration paid to its members (sitting fees)	₹15,00,000	₹13,50,000
b.		Number of employees having received a variable remuneration award during the financial year	33*	38*
c.		Number and total amount of sign-on awards made during the financial year	N.A.	N.A.
d.		Number and total amount of guaranteed bonus awarded during the financial year, if any	N.A.	N.A.
e.		Details of severance pay, in addition to accrued benefits, if any	N.A.	N.A.
f.		Total amount of outstanding deferred remuneration, split into cash, shares and share-linked instruments and other forms	₹0.34 crores (cash bonus)	₹0.99 crores (cash bonus)
g.		Total amount of deferred remuneration paid out in the financial year	₹0.65 crores	₹0.65 crores
h.		Breakdown of amount of remuneration awards for the financial year to show fixed and variable, deferred and non-deferred, different forms used	Fixed - ₹41.00 crores# Variable - ₹9.78 crores* Deferred - Nil	Fixed - ₹38.19 crores# Variable - ₹11.22 crores* Deferred - Nil
			Non-deferred - ₹9.78 crores*	Non-deferred - ₹11.22 crores*
			Number of stock options granted during the financial year - 3,067,750	Number of stock options granted during the financial year - 3,491,000
i.		Total amount of outstanding deferred remuneration and retained remuneration exposed to ex post explicit and/or implicit adjustments	N.A.	N.A.
j.		Total amount of reductions during the financial year due to ex- post explicit adjustments	N.A.	N.A.
k.		Total amount of reductions during the financial year due to ex- post implicit adjustments	N.A.	N.A.

* pertains to FY 2016-17 paid to other risk takers (previous years pertains to MD & CEO, WTDs and other risk takers for FY 2015-16)

Fixed Remuneration includes basic salary, fixed allowance, leave fare concession, house rent allowance, location pay, super annuation allowance, certain other allowances and contribution towards provident fund

b) Disclosure for compensation of Non-executive Directors (Except Part-time Chairman):

(₹ in crores)

31 March, 2018

31 March, 2017



a.	Amount of remuneration paid during the year (pertains to preceding year)	1.02	0.90
----	--	------	------

2.1.38 The details of fees / brokerage earned in respect of insurance broking, agency and bancassurance business undertaken by the Bank are as under:

Sr. No.	Nature of Income*	(₹ in crores)	
		31 March, 2018	31 March, 2017
		▽	
1.	For selling life insurance policies	539.49	558.24
2.	For selling non-life insurance policies	56.40	32.95
3.	For selling mutual fund products	388.46	317.44
4.	Others (wealth advisory, RBI and other bonds etc.)	88.48	88.57
	Total	1,072.83	997.20

*includes receipts on account of marketing activities undertaken on behalf of bancassurance partners

2.1.39 The Bank has not sponsored any special purpose vehicle which is required to be consolidated in the consolidated financial statements as per accounting norms.

2.1.40 Amount of total assets, non-performing assets and revenue of overseas branches is given below:

Particulars	(₹ in crores)	
	31 March, 2018	31 March, 2017
	▽	
Total assets	61,007.58	54,252.62
Total NPAs	4,311.02	4,695.18
Total revenue	2,380.67	2,636.36

2.1.41 During the year ended 31 March, 2018 the value of sales/transfers of securities to/from HTM category (excluding one-time transfer of securities and sales to RBI under OMO auctions) did not exceed 5% of the book value of investments held in HTM category at the beginning of the year.

During the year ended 31 March, 2017 the value of sales/transfers of securities to/from HTM category (excluding one-time transfer of securities and sales to RBI under OMO auctions) exceeded 5% of the book value of investments held in HTM category at the beginning of the year by ₹11,558.20 crores.

Market value of investments held in HTM category	Excess of book value over market value for which provision is not made
₹82,665.92 crores	Nil

2.1.42 Disclosure on transfers to Depositor Education and Awareness Fund (DEAF)

Particulars	(₹ in crores)	
	31 March, 2018	31 March, 2017
	▽	
Opening balance of amounts transferred to DEAF	64.90	41.57
Add : Amounts transferred to DEAF during the year	34.07	24.23
Less : Amounts reimbursed by DEAF towards claims	(1.83)*	(0.90)*
Closing balance of amounts transferred to DEAF	97.14	64.90

*includes ₹0.39 crores (previous year ₹0.21 crores) of claim raised and pending settlement with RBI

2.1.43 Disclosure on Intra-Group Exposures

Particulars	(₹ in crores)	
	31 March, 2018	31 March, 2017
	▽	
Total amount of intra-group exposures	4,954.82	3,232.20
Total amount of top-20 intra-group exposures	4,954.80	3,232.20
Percentage of intra-group exposures to total exposure of the Bank on borrowers/customers	0.68	0.51

During the years ended 31 March, 2018 and 31 March, 2017, the intra-group exposures were within the limits specified by RBI.

2.1.44 Unhedged Foreign Currency Exposure

The Bank's Corporate Credit Policy lays down the framework to manage credit risk arising out of unhedged foreign currency exposures of the borrowers. Both at the time of initial approval as well as subsequent reviews/renewals, the assessment of credit risk arising out of foreign currency exposure of the borrowers include details of imports, exports, repayments of foreign currency borrowings, as well as hedges done by the borrowers or naturally enjoyed by them vis-a-vis their intrinsic financial strength, history of hedging and losses arising out of foreign currency volatility. The extent of hedge/cover required on the total foreign currency exposure including natural hedge and hedged positions, is guided through a matrix of internal ratings. The hedging policy is applicable for existing as well as new clients with foreign currency exposures above a predefined threshold. The details of un-hedged foreign currency exposure of customers for transactions undertaken through the Bank are monitored periodically. The Bank also maintains additional provision and capital, in line with RBI guidelines.

During the year ended 31 March, 2018, there is a write back of ₹9.30 crores (previous year write back of ₹13.88 crores) in provision for un-hedged foreign currency exposures. As on 31 March, 2018, the Bank held incremental capital of ₹220.11 crores (previous year ₹300.05 crores) towards borrowers having un-hedged foreign currency exposures.

2.1.45 Disclosure on provisioning pertaining to fraud accounts

	(₹ in crores)	
	31 March, 2018	31 March, 2017
	▽	
Number of frauds reported during the year*	521	205
Amounts involved	353.97	72.92
Provisions held at the beginning of the year	125.49	48.63
Provisions made during the year	228.48	24.29
Provisions held at the end of the year	353.97	72.92
Unamortised provision debited from 'other reserves' as at the end of the year	-	-

*Excluding 2 cases (previous year 4 cases) amounting to ₹98.96 crores (previous year ₹407.73 crores) reported as fraud during the year and subsequently prudentially written off

2.1.46 Detail of Priority Sector Lending Certificates (PSLC) purchased by the Bank are set out below:

Category	(₹ in crores)	
	31 March, 2018	31 March, 2017
	▽	
PSLC – General	9,416.00	600.00
PSLC – Micro Enterprises	300.00	-
PSLC – Small/Marginal Farmers	-	5,000.00
Total	9,716.00	5,600.00

During the years ended 31 March, 2018 and 31 March, 2017, the Bank has not sold any Priority Sector Lending Certificates.

2.1.47 Disclosure on Liquidity Coverage Ratio Qualitative disclosure

The Bank has adopted the Basel III framework on liquidity standards as prescribed by RBI and has put in place requisite systems and processes to enable periodical computation and reporting of the Liquidity Coverage Ratio (LCR). The mandated regulatory threshold as per the transition plan is embedded into the Risk Appetite Statement of the Bank thus subjecting LCR maintenance to Board oversight and periodical review. The Risk department computes the LCR and reports the same to the Asset Liability Management Committee (ALCO) every month for review as well as to the Risk Management Committee of the Board.

The Bank computes LCR on a daily basis and in accordance with RBI guidelines the quarterly disclosures of LCR contains data on the simple average calculated on daily observations over a period of 90 days.

The Bank follows the criteria laid down by RBI for calculation of High Quality Liquid Assets (HQLA), gross outflows and inflows within the next 30-day period. HQLA predominantly comprises Government securities viz. Treasury Bills, Central and State Government securities. A relatively smaller part of HQLA is accounted for by the corporate bonds rated AA- and above with mandated haircuts applied thereto.

The Bank monitors the concentration of funding sources from significant counterparties, significant instruments/products as part of the asset liability management framework. The Bank adheres to the regulatory and internal limits on Inter-bank liability and call money borrowings which form part of the ALM policy. The Bank's funding sources are fairly dispersed across sources and maturities.

Expected derivative cash outflows and inflows are calculated for outstanding contracts in accordance with laid down valuation methodologies. Cash flows, if any, from collaterals posted against derivatives are not considered.

Apart from the LCR position in all currencies put together, the Bank monitors the LCR in US Dollar currency which qualifies as a significant currency as per RBI guidelines.

The liquidity risk management of the Bank is undertaken by the Asset Liability Management group in the Treasury in accordance with the Board approved policies and ALCO approved funding plans. The Risk department measures and monitors the liquidity profile of the Bank with reference to the Board approved limits, for both domestic as well as overseas operations, on a static as well as on a dynamic basis by using the gap analysis technique supplemented by monitoring of key liquidity ratios and periodical liquidity stress testing. Periodical reports are placed before the Bank's ALCO for perusal and review.

All significant outflows and inflows determined in accordance with RBI guidelines are included in the prescribed LCR computation template.

Quantitative disclosure

(₹ in crores)

	Quarter ended 31 March, 2018		Quarter ended 31 December, 2017		Quarter end 30 September, 2017		Quarter ended 30 June, 2017	
	Total Unweighted Value (average)	Total Weighted Value (average)	Total Unweighted Value (average)	Total Weighted Value (average)	Total Unweighted Value (average)	Total Weighted Value (average)	Total Unweighted Value (average)	Total Weighted Value (average)
High Quality Liquid Assets								
1	Total High Quality Liquid Assets (HQLAs)	79,973.26	73,116.53	71,834.98	71,379.76			
Cash Outflows								
2	Retail Deposits and deposits from small business customers,	238,884.37	21,478.87	231,420.68	20,762.31	225,670.59	20,248.80	222,834.02
	of which:							
(i)	Stable Deposits	48,191.37	2,409.57	47,595.16	2,379.76	46,365.18	2,318.26	46,264.28
(ii)	Less Stable Deposits	190,693.00	19,069.30	183,825.52	18,382.55	179,305.41	17,930.54	176,569.74
3	Unsecured wholesale funding,	134,036.28	71,532.35	136,167.50	68,709.21	129,994.35	64,211.05	125,377.35
	of which:							
(i)	Operational deposits (all counterparties)	40,656.37	10,158.50	44,378.91	11,089.40	40,099.06	10,019.37	36,389.68
								9,091.82

	Quarter ended 31 March, 2018		Quarter ended 31 December, 2017		Quarter end 30 September, 2017		Quarter ended 30 June, 2017	
	Total Unweighted Value (average)	Total Weighted Value (average)	Total Unweighted Value (average)	Total Weighted Value (average)	Total Unweighted Value (average)	Total Weighted Value (average)	Total Unweighted Value (average)	Total Weighted Value (average)
(ii) Non-operational deposits (all counterparties)	93,379.91	61,373.85	91,788.59	57,619.81	89,895.29	54,191.68	88,987.67	54,303.12
(iii) Unsecured debt	-	-	-	-	-	-	-	-
4 Secured wholesale funding		805.00		478.26		673.91		618.13
5 Additional requirements, of which	37,389.88	28,299.66	49,195.82	38,150.38	34,403.02	22,945.12	30,661.83	22,632.38
(i) Outflows related to derivative exposures and other collateral requirements	26,614.31	26,614.31	33,064.39	33,064.39	21,302.10	21,302.10	21,433.96	21,433.97
(ii) Outflows related to loss of funding on debt products	311.69	311.69	2,981.08	2,981.08	186.50	186.50	162.21	162.21
(iii) Credit and liquidity facilities	10,463.88	1,373.66	13,150.35	2,104.91	12,914.42	1,456.52	9,065.66	1,036.20
6 Other contractual funding obligations	4,128.51	4,038.52	4,003.84	3,913.84	4,035.69	3,945.69	3,591.80	3,501.80
7 Other contingent funding obligations	224,085.43	8,718.93	222,696.55	8,685.97	211,371.82	8,181.74	205,149.55	7,942.22
8 Total Cash Outflows		134,873.33		140,699.97		120,206.31		118,059.65
Cash Inflows								
9 Secured lending (eg. reverse repo)	673.75	-	673.52	-	1,323.93	-	2,799.40	-
10 Inflows from fully performing exposures	36,820.48	22,956.72	35,799.85	21,898.49	30,901.05	20,233.70	30,430.62	19,018.98
11 Other cash inflows	26,488.54	26,488.54	33,485.59	33,289.34	21,315.71	21,315.72	21,412.85	21,412.85
12 Total Cash Inflows	63,982.77	49,445.26	69,958.96	55,187.83	53,540.69	41,549.42	54,642.87	40,431.83
	Total adjusted Value		Total adjusted Value		Total adjusted Value		Total adjusted Value	
21 Total HQLA		79,973.26		73,116.53		71,834.98		71,379.76
22 Total Net Cash Outflows		85,428.07		85,512.14		78,656.89		77,627.82
23 Liquidity Coverage Ratio%		93.61%		85.50%		91.33%		91.95%

Note: 1) Average for all the quarters is simple average of daily observations for the quarter.

- 2) Classification of inflows and outflows for determining the run off factors is based on the same estimates and assumptions as used by the Bank for compiling the return submitted to the RBI, which has been relied upon by the auditors.

(₹ in crores)

	Quarter ended 31 March, 2017		Quarter ended 31 December, 2016		Quarter end 30 September, 2016		Quarter ended 30 June, 2016	
	Total Unweighted Value (average)	Total Weighted Value (average)	Total Unweighted Value (average)	Total Weighted Value (average)	Total Unweighted Value (average)	Total Weighted Value (average)	Total Unweighted Value (average)	Total Weighted Value (average)
High Quality Liquid Assets								
1 Total High Quality Liquid Assets (HQLAs)		69,068.02		73,485.84		62,071.82		57,911.67
Cash Outflows								
2 Retail Deposits and deposits from small business customers,	223,062.16	19,876.45	227,335.01	20,322.23	214,721.91	19,443.96	206,725.61	18,700.11
of which:								
(i) Stable Deposits	48,595.25	2,429.76	48,225.63	2,411.29	40,564.79	2,028.25	39,449.20	1,972.47
(ii) Less Stable Deposits	174,466.91	17,446.69	179,109.38	17,910.94	174,157.12	17,415.71	167,276.41	16,727.64
3 Unsecured wholesale funding, of which:	114,310.99	57,658.68	105,538.02	51,751.28	107,610.78	51,052.33	104,027.70	52,853.63
(i) Operational deposits (all counterparties)	31,269.64	7,812.33	33,120.72	8,275.36	35,890.75	8,967.75	32,443.10	8,105.92

		Quarter ended 31 March, 2017		Quarter ended 31 December, 2016		Quarter end 30 September, 2016		Quarter ended 30 June, 2016	
		Total Unweighted Value (average)	Total Weighted Value (average)	Total Unweighted Value (average)	Total Weighted Value (average)	Total Unweighted Value (average)	Total Weighted Value (average)	Total Unweighted Value (average)	Total Weighted Value (average)
(ii)	Non-operational deposits (all counterparties)	83,041.35	49,846.35	72,417.30	43,475.92	71,720.03	42,084.58	71,584.60	44,747.71
(iii)	Unsecured debt	-	-	-	-	-	-	-	-
4	Secured wholesale funding		462.22		500.00		1,014.84		1,752.55
5	Additional requirements, of which	33,918.61	26,359.82	30,613.59	22,523.69	22,670.54	15,707.75	24,332.56	13,495.84
(i)	Outflows related to derivative exposures and other collateral requirements	24,578.76	24,578.76	19,194.47	19,194.47	14,927.66	14,927.67	12,354.13	12,354.13
(ii)	Outflows related to loss of funding on debt products	864.71	864.71	2,388.52	2,388.52	-	-	-	-
(iii)	Credit and liquidity facilities	8,475.14	916.35	9,030.60	940.70	7,742.88	780.08	11,978.43	1,141.71
6	Other contractual funding obligations	3,696.81	3,606.81	3,505.93	3,415.93	3,777.42	3,687.42	3,046.03	2,956.03
7	Other contingent funding obligations	199,879.47	7,735.28	196,561.11	7,658.97	181,755.53	7,110.29	180,297.54	6,994.77
8	Total Cash Outflows		115,699.26		106,172.10		98,016.59		96,752.93
Cash Inflows									
9	Secured lending (eg. reverse repo)	7,332.28	-	9,101.00	-	2,570.67	-	-	-
10	Inflows from fully performing exposures	23,518.10	18,575.43	27,200.87	18,767.80	26,214.48	17,804.76	24,594.96	17,307.41
11	Other cash inflows	24,605.83	24,605.83	19,063.95	19,063.95	14,913.06	14,913.06	12,401.32	12,401.32
12	Total Cash Inflows	55,456.21	43,181.26	55,365.82	37,831.75	43,698.21	32,717.82	36,996.28	29,708.73
		Total adjusted Value		Total adjusted Value		Total adjusted Value		Total adjusted Value	
21	Total HQLA		69,068.02		73,485.84		62,071.82		57,911.67
22	Total Net Cash Outflows		72,518.00		68,340.35		65,298.77		67,044.20
23	Liquidity Coverage Ratio %		95.24%		107.53%		95.06%		86.38%

Note: 1) Average for quarter ended 31 March, 2017 is simple average of daily observations for the quarter. Average for other quarters represents simple average of monthly observations for the respective quarters.

2) Classification of inflows and outflows for determining the run off factors is based on the same estimates and assumptions as used by the Bank for compiling the return submitted to the RBI, which has been relied upon by the auditors.

2.2 Other disclosures

2.2.1 During the year, the Bank has appropriated ₹101.65 crores (previous year ₹755.57 crores) to the Capital Reserve, net of taxes and transfer to statutory reserve, being the gain on sale of HTM investments in accordance with RBI guidelines.

2.2.2 During the year, the Bank has appropriated an amount of ₹1.62 crores (previous year ₹1.75 crores) to Reserve Fund account towards statutory reserve in accordance with guidelines issued by Central Bank of Sri Lanka in respect of Colombo branch operations.

2.2.3 Earnings Per Share ('EPS')

The details of EPS computation is set out below:

	31 March, 2018	31 March, 2017
	▽	
Basic and Diluted earnings for the year (Net profit after tax) (₹ in crores)	275.68	3,679.28
Basic weighted average no. of shares (in crores)	244.51	238.93
Add: Equity shares for no consideration arising on grant of stock options under ESOP (in crores)	0.75	0.94
Diluted weighted average no. of shares (in crores)	245.26	239.87
Basic EPS (₹)	1.13	15.40
Diluted EPS (₹)	1.12	15.34
Nominal value of shares (₹)	2.00	2.00

Dilution of equity is on account of 7,517,504 (previous year 9,429,479) stock options.

2.2.4 Employee Stock Options Scheme ('the Scheme')

In February 2001, pursuant to the approval of the shareholders at the Extraordinary General Meeting, the Bank approved an Employee Stock Option Scheme. Under the Scheme, the Bank is authorised to issue upto 65,000,000 equity shares to eligible employees. Eligible employees are granted an option to purchase shares subject to vesting conditions. Further, over the period June 2004 to July 2013, pursuant to the approval of the shareholders at Annual General Meetings, the Bank approved an ESOP scheme for additional options aggregating 175,087,000. The options vest in a graded manner over 3 years. The options can be exercised within three/five years from the date of the vesting as the case may be. Within the overall ceiling of 240,087,000 stock options approved for grant by the shareholders as stated earlier, the Bank is also authorised to issue options to eligible employees and Whole Time Directors of the subsidiary companies.

246,272,950 options have been granted under the Scheme till the previous year ended 31 March, 2017.

On 15 May, 2017, the Bank granted 6,885,700 stock options (each option representing entitlement to one equity share of the Bank) to its eligible employees/directors of the Bank/subsidiary companies at a price of ₹503.00 per option.

Stock option activity under the Scheme for the year ended 31 March, 2018 is set out below:

	Options outstanding	Range of exercise prices (₹)	Weighted average exercise price (₹)	Weighted average remaining contractual life (Years)
			▽	
Outstanding at the beginning of the year	29,711,124	217.33 to 535.00	383.16	3.98
Granted during the year	6,885,750	503.00	503.00	-
Forfeited during the year	(810,120)	306.54 to 535.00	470.15	-
Expired during the year	(57,910)	217.33 to 289.51	275.32	-
Exercised during the year	(6,173,935)	217.33 to 535.00	270.47	-
Outstanding at the end of the year	29,554,909	217.33 to 535.00	432.45	4.22
Exercisable at the end of the year	16,062,159	217.33 to 535.00	378.40	2.85

The weighted average share price in respect of options exercised during the year was ₹524.51

Stock option activity under the Scheme for the year ended 31 March, 2017 is set out below:

	Options outstanding	Range of exercise prices (₹)	Weighted average exercise price (₹)	Weighted average remaining contractual life (Years)
Outstanding at the beginning of the year	35,527,310	217.33 to 535.00	327.56	3.33
Granted during the year	7,153,000	469.90	469.90	-
Forfeited during the year	(690,050)	217.33 to 535.00	455.72	-
Expired during the year	(74,853)	217.33 to 289.51	257.56	-
Exercised during the year	(12,204,283)	217.33 to 535.00	268.81	-
Outstanding at the end of the year	29,711,124	217.33 to 535.00	383.16	3.98
Exercisable at the end of the year	15,934,524	217.33 to 535.00	319.45	2.41

The weighted average share price in respect of options exercised during the year was ₹507.67.

Fair Value Methodology

On applying the fair value based method in Guidance Note on 'Accounting for Employee Share-based Payments' the impact on reported net profit and EPS would be as follows:

	31 March, 2018 ▽	31 March, 2017
Net Profit (as reported) (₹ in crores)	275.68	3,679.28
Add: Stock based employee compensation expense included in net income (₹ in crores)	-	-
Less: Stock based employee compensation expense determined under fair value based method (proforma) (₹ in crores)	(102.86)	(101.47)
Net Profit (Proforma) (₹ in crores)	172.82	3,577.81
Earnings per share: Basic (in ₹)		
As reported	1.13	15.40
Proforma	0.71	14.97
Earnings per share: Diluted (in ₹)		
As reported	1.12	15.34
Proforma	0.70	14.92

During the years ended, 31 March, 2018 and 31 March, 2017, no cost has been incurred by the Bank on ESOPs issued to the employees of the Bank and employees of subsidiaries under the intrinsic value method.

The fair value of the options is estimated on the date of the grant using the Black-Scholes options pricing model, with the following assumptions:

	31 March, 2018 ▽	31 March, 2017
Dividend yield	1.16%	1.29%
Expected life	2.57-4.57 years	2.57-4.57 years
Risk free interest rate	6.55% to 6.82%	7.15% to 7.39%
Volatility	31.80% to 33.56%	32.92% to 35.75%

Volatility is the measure of the amount by which a price has fluctuated or is expected to fluctuate during a period. The measure of volatility used in the Black-Scholes options pricing model is the annualised standard deviation of the continuously compounded rates of return on the stock over a period of time. For calculating volatility, the daily volatility of the stock prices on the National Stock Exchange, over a period prior to the date of grant, corresponding with the expected life of the options has been considered.

The weighted average fair value of options granted during the year ended 31 March, 2018 is ₹155.53 (previous year ₹153.66).

2.2.5 Proposed Dividend

After making mandatory appropriations to Statutory Reserve, Investment Reserve, Reserve Fund and Capital Reserve, no profits are available for distribution as dividend for the year ended 31 March, 2018. Accordingly, no dividend has been recommended by the Board of Directors for the year ended 31 March, 2018.

Dividend paid during the year, represents dividend (₹5 per equity share) for the year ended 31 March, 2017 paid pursuant to approval of shareholders at Annual General Meeting held on 26 July, 2017.

2.2.6 Segmental reporting

The business of the Bank is divided into four segments: Treasury, Retail Banking, Corporate/Wholesale Banking and Other Banking Business. These segments have been identified based on the RBI's revised guidelines on Segment Reporting issued on 18 April, 2007 vide Circular No. DBOD.No.BP.BC.81/21.04.018/2006-07. The principal activities of these segments are as under.

Segment	Principal Activities
Treasury	Treasury operations include investments in sovereign and corporate debt, equity and mutual funds, trading operations, derivative trading and foreign exchange operations on the proprietary account and for customers. The Treasury segment also includes the central funding unit.
Retail Banking	Constitutes lending to individuals/small businesses through the branch network and other delivery channels subject to the orientation, nature of product, granularity of the exposure and the quantum thereof. Retail Banking activities also include liability products, card services, internet banking, mobile banking, ATM services, depository, financial advisory services and NRI services.
Corporate/Wholesale Banking	Includes corporate relationships not included under Retail Banking, corporate advisory services, placements and syndication, project appraisals, capital market related services and cash management services.
Other Banking Business	Includes para banking activities like third party product distribution and other banking transactions not covered under any of the above three segments.
Unallocated assets and liabilities	All items which are reckoned at an enterprise level are classified under this segment such as deferred tax, money received against share warrants, tax paid in advance net of provision etc.

Revenues of the Treasury segment primarily consist of fees and gains or losses from trading operations and interest income on the investment portfolio. The principal expenses of the segment consist of interest expense on funds borrowed from external sources and other internal segments, premises expenses, personnel costs, other direct overheads and allocated expenses.

Revenues of the Corporate/Wholesale Banking segment consist of interest and fees earned on loans given to customers falling under this segment and fees arising from transaction services and merchant banking activities such as syndication and debenture trusteeship. Revenues of the Retail Banking segment are derived from interest earned on loans classified under this segment, fees for banking and advisory services, ATM interchange fees and cards products. Expenses of the Corporate/Wholesale Banking and Retail Banking segments primarily comprise interest expense on deposits and funds borrowed from other internal segments, infrastructure and premises expenses for operating the branch network and other delivery channels, personnel costs, other direct overheads and allocated expenses.

Segment income includes earnings from external customers and from funds transferred to the other segments. Segment result includes revenue as reduced by interest expense and operating expenses and provisions, if any, for that segment. Segment-wise income and expenses include certain allocations. Inter segment interest income and interest expense represent the transfer price received from and paid to the Central Funding Unit (CFU) respectively. For this purpose, the funds transfer pricing mechanism presently followed by the Bank, which is based on historical matched maturity and internal benchmarks, has been used. Operating expenses other than those directly attributable to segments are allocated to the segments based on an activity-based costing methodology. All activities in the Bank are segregated segment-wise and allocated to the respective segment.

Segmental results are set out below:

(₹ in crores)

	31 March, 2018				
	Treasury	Corporate/ Wholesale Banking	Retail Banking	Other Banking Business	Total
Segment Revenue			▽		
Gross interest income (external customers)	11,825.78	14,607.46	19,347.07	-	45,780.31
Other income	3,088.74	2,812.03	3,988.73	1,077.59	10,967.09
Total income as per Profit and Loss Account	14,914.52	17,419.49	23,335.80	1,077.59	56,747.40
Add/(less) inter segment interest income	49,386.08	5,402.38	17,298.22	-	72,086.68
Total segment revenue	64,300.60	22,821.87	40,634.02	1,077.59	128,834.08
Less: Interest expense (external customers)	13,305.80	810.02	13,046.76	-	27,162.58
Less: Inter segment interest expense	45,761.40	12,352.62	13,972.08	0.58	72,086.68
Less: Operating expenses	383.64	3,731.86	9,753.64	121.20	13,990.34
Operating profit	4,849.76	5,927.37	3,861.54	955.81	15,594.48
Less: Provision for non-performing assets/others*	1,759.93	11,852.41	1,860.57	-	15,472.91
Segment result	3,089.83	(5,925.04)	2,000.97	955.81	121.57
Less: Provision for tax					(154.11)
Extraordinary profit/loss					-
Net Profit					275.68
Segment assets	228,322.23	223,754.56	229,710.81	690.55	682,478.15
Unallocated assets					8,851.43
Total assets					691,329.58
Segment liabilities	230,818.80	132,836.77	263,380.50	25.08	627,061.15
Unallocated liabilities					823.17
Total liabilities					627,884.32
Net assets	(2,496.57)	90,917.79	(33,669.69)	665.47	63,445.26
Capital expenditure for the year	15.15	225.30	501.71	15.14	757.30
Depreciation on fixed assets for the year	11.36	169.01	376.37	11.36	568.10

(₹ in crores)

	31 March, 2017				
	Treasury	Corporate/ Wholesale Banking	Retail Banking	Other Banking Business	Total
Segment Revenue					
Gross interest income (external customers)	11,653.01	15,767.68	17,121.47	-	44,542.16
Other income	4,642.18	2,958.55	3,088.44	1,002.14	11,691.31
Total income as per Profit and Loss Account	16,295.19	18,726.23	20,209.91	1,002.14	56,233.47
Add/(less) inter segment interest income	48,713.22	5,358.37	18,029.89	-	72,101.48
Total segment revenue	65,008.41	24,084.60	38,239.80	1,002.14	128,334.95
Less: Interest expense (external customers)	12,484.43	663.30	13,301.31	-	26,449.04
Less: Inter segment interest expense	47,974.47	11,937.93	12,188.50	0.58	72,101.48
Less: Operating expenses	456.91	3,317.95	8,307.81	117.24	12,199.91
Operating profit	4,092.60	8,165.42	4,442.18	884.32	17,584.52

	31 March, 2017				Total
	Treasury	Corporate/ Wholesale Banking	Retail Banking	Other Banking Business	
Less: Provision for non-performing assets/others*	1,233.89	10,041.75	841.32	-	12,116.96
Segment result	2,858.71	(1,876.33)	3,600.86	884.32	5,467.56
Less: Provision for tax					1,788.28
Extraordinary profit/loss					-
Net Profit					3,679.28
Segment assets	209,865.71	198,331.45	186,937.38	746.92	595,881.46
Unallocated assets					5,586.21
Total assets					601,467.67
Segment liabilities	194,987.16	118,340.37	232,331.99	42.00	545,701.52
Unallocated liabilities					3.61
Total liabilities					545,705.13
Net assets	14,878.55	79,991.08	(45,394.61)	704.92	55,762.54
Capital expenditure for the year	26.75	210.64	417.94	13.37	668.71
Depreciation on fixed assets for the year	20.35	160.27	318.00	10.18	508.80

*represents material non-cash items other than depreciation

Geographic Segments

(₹ in crores)

	Domestic		International		Total	
	31 March, 2018	31 March, 2017	31 March, 2018	31 March, 2017	31 March, 2018	31 March, 2017
	▽		▽		▽	
Revenue	54,366.73	53,597.11	2,380.67	2,636.36	56,747.40	56,233.47
Assets	630,322.00	547,215.05	61,007.58	54,252.62	691,329.58	601,467.67
Capital Expenditure incurred	754.29	667.83	3.01	0.88	757.30	668.71
Depreciation provided	565.53	506.00	2.57	2.80	568.10	508.80

2.2.7 Related party disclosure

The related parties of the Bank are broadly classified as:

a) Promoters

The Bank has identified the following entities as its Promoters.

- Administrator of the Specified Undertaking of the Unit Trust of India (SUUTI)
- Life Insurance Corporation of India (LIC)
- General Insurance Corporation and four Government-owned general insurance companies - New India Assurance Co. Limited, National Insurance Co. Limited, United India Insurance Co. Limited and The Oriental Insurance Co. Limited.

b) Key Management Personnel

- Ms. Shikha Sharma (Managing Director & Chief Executive Officer)
- Mr. V. Srinivasan (Deputy Managing Director)
- Mr. Rajiv Anand [Executive Director (Retail Banking)]
- Mr. Rajesh Dahiya [Executive Director (Corporate Centre)]

c) Relatives of Key Management Personnel

Mr. Sanjaya Sharma, Ms. Usha Bharadwaj, Mr. Tilak Sharma, Ms. Tvisha Sharma, Dr. Sanjiv Bharadwaj, Dr. Prashant Bharadwaj, Dr. Brevis Bharadwaj, Dr. Reena Bharadwaj, Ms. Gayathri Srinivasan, Mr. V. Satish, Ms. Camy Satish, Ms. Ananya Srinivasan, Ms. Anagha Srinivasan, Ms. Geetha N., Ms. Chitra R., Ms. Sumathi N., Mr. S. Ranganathan, Mr. R. Narayan, Ms. Gitanjali Anand, Ms. Tara Anand, Ms. Nandita Anand, Mr. P.L. Narain, Mr. P. Srinivas, Ms. Ratna Rao Shekar, Ms. P. Kamashi, Ms. Hemant Dahiya, Ms. Arooshi Dahiya, Ms. Mallika Dahiya, Ms. Jal Medha, Ms. Pooja Rathi, Mr. Jai Prakash Dahiya.

d) Subsidiary Companies

- Axis Capital Limited
- Axis Private Equity Limited
- Axis Trustee Services Limited
- Axis Asset Management Company Limited
- Axis Mutual Fund Trustee Limited
- Axis Bank UK Limited
- Axis Finance Limited
- Axis Securities Limited
- A.Treds Limited
- Accelyst Solutions Private Limited with effect from 6 October, 2017
- Freecharge Payment Technologies Private Limited with effect from 6 October, 2017

e) Step down subsidiary companies

- Axis Capital USA LLC with effect from 2 August, 2017

Based on RBI guidelines, details of transactions with step down subsidiaries are not disclosed since there is only one entity/party in this category.

The details of transactions of the Bank with its related parties during the year ended 31 March, 2018 are given below:

(₹ in crores)

ITEMS/RELATED PARTY	Promoters	Key Management Personnel	Relatives of Key Management Personnel ▽	Subsidiaries	Total
Dividend paid	343.52	1.08	-	-	344.60
Dividend received	-	-	-	256.06	256.06
Interest paid	545.58	0.22	0.19	15.48	561.47
Interest received	0.02	0.77	-	29.92	30.71
Investment of the Bank	-	-	-	325.00	325.00
Investment in non-equity instruments of related party	393.00	-	-	100.00	493.00
Investment of related party in the Bank	1,200.00	33.75	-	-	1,233.75
Investment of related party in Hybrid capital/Bonds of the Bank	-	-	-	-	-
Redemption of Hybrid capital/Bonds of the Bank	-	-	-	-	-
Purchase of investments	188.69	-	-	-	188.69
Sale of investments	868.73	1.12	-	-	869.85
Management contracts	-	12.18	-	15.63	27.81
Contribution to employee benefit fund	16.16	-	-	-	16.16
Placement of deposits	0.05	-	-	-	0.05
Non-funded commitments (issued)	0.20	-	-	0.05	0.25

ITEMS/RELATED PARTY	Promoters	Key Management Personnel	Relatives of Key Management Personnel ▽	Subsidiaries	Total
Call/Term lending to related party	-	-	-	311.94	311.94
Swaps/Forward contracts	-	-	-	131.65	131.65
Advance granted (net)	-	7.99	-	858.24	866.23
Advance repaid	6.50	0.04	-	-	6.54
Purchase of loans	-	-	-	18.17	18.17
Sell down of loans (including undisbursed loan commitments)	-	-	-	64.87	64.87
Receiving of services	105.28	-	-	785.10	890.38
Rendering of services	17.42	0.05	-	264.40	281.87
Sale of foreign exchange currency to related party	-	1.29	-	-	1.29
Refund of Share Capital from related party	-	-	-	-	-
Other reimbursements from related party	-	-	-	8.11	8.11
Other reimbursements to related party	0.75	-	-	3.73	4.48

The balances payable to/receivable from the related parties of the Bank as on 31 March, 2018 are given below:

Items/Related Party	Promoters	Key Management Personnel	Relatives of Key Management Personnel ▽	Subsidiaries	Total
Call/Term lending to related party	-	-	-	312.84	312.84
Deposits with the Bank	6,213.80	4.33	3.46	381.55	6,603.14
Placement of deposits	0.43	-	-	-	0.43
Advances	7.07	18.31	0.04	1,016.33	1,041.75
Investment of the Bank	-	-	-	2,092.71	2,092.71
Investment in non-equity instruments of related party	205.70	-	-	-	205.70
Investment of related party in the Bank	135.29	0.50	-	-	135.79
Non-funded commitments	3.35	-	-	0.05	3.40
Investment of related party in Hybrid capital/Bonds of the Bank	4,300.00	-	-	-	4,300.00
Payable under management contracts	-	3.70	-	-	3.70
Other receivables (net)	-	-	-	35.52*	35.52
Other payables (net)	-	-	-	51.85	51.85

The maximum balances payable to/receivable from the related parties of the Bank during the year ended 31 March, 2018 are given below:

(₹ in crores)

ITEMS/RELATED PARTY	Promoters	Key Management Personnel	Relatives of Key Management Personnel ▽	Subsidiaries	Total
Deposits with the Bank	10,153.25	17.12	5.78	830.10	11,006.25
Placement of deposits	0.43	-	-	-	0.43
Advances	16.76	18.31	0.09	1,402.57	1,437.73
Investment of the Bank	-	-	-	2,092.71	2,092.71
Investment of related party in the Bank	137.76	0.50	-	-	138.26
Investment in non-equity instruments of the Bank	393.00	-	-	100.00	493.00
Non-funded commitments	3.39	-	-	0.05	3.44
Call lending	-	-	-	312.89	312.89
Swaps/Forward contracts	-	-	-	3.20	3.20
Investment of related party in Hybrid Capital/Bonds of the Bank	4,300.00	-	-	-	4,300.00
Payable under management contracts	-	3.70	-	-	3.70
Other receivables (net)	-	-	-	54.31	54.31
Other payables (net)	-	-	-	80.98	80.98

The details of transactions of the Bank with its related parties during the year ended 31 March, 2017 are given below:

(₹ in crores)

Items/Related Party	Promoters	Key Management Personnel	Relatives of Key Management Personnel	Subsidiaries	Total
Dividend paid	354.69	0.70	-	-	355.39
Dividend received	-	-	-	183.28	183.28
Interest paid	666.31	0.14	0.16	24.90	691.51
Interest received	1.61	0.55	-	14.51	16.67
Investment of the Bank	-	-	-	116.75	116.75
Investment in non-equity instruments of related party	110.00	-	-	347.32	457.32
Investment of related party in the Bank	-	46.45	-	-	46.45
Investment of related party in Hybrid capital/Bonds of the Bank	1,050.00	-	-	-	1,050.00
Redemption of Hybrid capital/Bonds of the Bank	70.00	-	-	-	70.00
Purchase of investments	-	-	-	-	-
Sale of investments	758.78	3.52	0.11	-	762.41
Management contracts	-	11.35	-	16.91	28.26
Contribution to employee benefit fund	15.75	-	-	-	15.75
Purchase of fixed assets	-	-	-	-	-
Sale of fixed assets	-	-	-	-	-

Items/Related Party	Promoters	Key Management Personnel	Relatives of Key Management Personnel	Subsidiaries	Total
Placement of deposits	-	-	-	-	-
Repayment of deposits	-	-	-	-	-
Non-funded commitments (issued)	0.05	-	-	31.00	31.05
Call/Term borrowing	-	-	-	-	-
Call/Term lending	-	-	-	10.05	10.05
Swaps/Forward contracts	-	-	-	97.59	97.59
Advance granted (net)	0.67	-	-	-	0.67
Advance repaid	-	0.20	-	97.18	97.38
Advance to related party against rendering of services	-	-	-	-	-
Receiving of services	100.67	-	-	610.55	711.22
Rendering of services	2.43	0.05	-	137.91	140.39
Purchase of equity shares from related party	-	-	-	-	-
Refund of Share Capital from related party	-	-	-	8.36	8.36
Other reimbursements from related party	-	-	-	10.38	10.38
Other reimbursements to related party	0.41	-	-	0.18	0.59

The balances payable to/receivable from the related parties of the Bank as on 31 March, 2017 are given below:

Items/Related Party	Promoters	Key Management Personnel	Relatives of Key Management Personnel	Subsidiaries	Total
(₹ in crores)					
Borrowings from the Bank	-	-	-	-	-
Call/Term lending to related party	-	-	-	-	-
Deposits with the Bank	7,951.11	1.90	2.99	830.10	8,786.10
Placement of deposits	0.38	-	-	-	0.38
Advances	13.57	10.35	0.02	162.44	186.38
Investment of the Bank	-	-	-	1,372.26	1,372.26
Investment in non-equity instruments of related party	56.10	-	-	57.18	113.28
Investment of related party in the Bank	137.76	0.41	-	-	138.17
Non-funded commitments	3.14	-	-	-	3.14
Investment of related party in Hybrid capital/Bonds of the Bank	4,300.00	-	-	-	4,300.00
Payable under management contracts	-	0.81	-	-	0.81
Other receivables (net)	-	-	-	50.58*	50.58
Other payables (net)	-	-	-	31.24	31.24
Swap/Forward contracts	-	-	-	-	-

The maximum balances payable to/receivable from the related parties of the Bank during the year ended 31 March, 2017 are given below:

Items/Related Party	(₹ in crores)				
	Promoters	Key Management Personnel	Relatives of Key Management Personnel	Subsidiaries	Total
Deposits with the Bank	9,003.33	10.82	3.53	1,874.66	10,892.34
Placement of deposits	0.38	-	-	-	0.38
Advances	25.70	10.52	0.08	1,327.66	1,363.96
Investment of the Bank	-	-	-	1,391.28	1,391.28
Investment of related party in the Bank	141.89	0.41	-	-	142.30
Investment in non-equity instruments of the Bank	110.00	-	-	347.32	457.32
Non-funded commitments	3.21	-	-	31.00	34.21
Call borrowing	-	-	-	-	-
Call lending	-	-	-	67.75	67.75
Swaps/Forward contracts	-	-	-	5.09	5.09
Investment of related party in Hybrid Capital/Bonds of the Bank	4,355.00	-	-	-	4,355.00
Payable under management contracts	-	1.37	-	-	1.37
Other receivables (net)	-	-	-	71.04	71.04
Other payables (net)	-	-	-	36.73	36.73

The transactions with Promoters and Key Management Personnel excluding those under management contracts are in nature of the banker-customer relationship.

Details of transactions with Axis Mutual Fund and Axis Infrastructure Fund-I, the funds floated by Axis Asset Management Company Ltd. and Axis Private Equity Ltd., the Bank's subsidiaries have not been disclosed since these entities do not qualify as Related Parties as defined under the Accounting Standard 18, Related Party Disclosure, as notified under Section 2(2) and Section 133 of the Companies Act, 2013 and as per RBI guidelines

* Upto 31 December, 2014, the Bank had entered into an arrangement with Axis Asset Management Company Ltd. (Axis AMC), the Bank's subsidiary, in terms of which payment of brokerage in respect of distribution of certain schemes is scheduled over the period of the schemes. This arrangement, however, has no effect on the accounting policy of the Bank, as such brokerage income is recognised by the Bank as and when the same is due. Other receivables include such brokerage recoverable from Axis AMC as on the reporting date.

The significant transactions between the Bank and related parties during the year ended 31 March, 2018 and 31 March, 2017 are given below. A specific related party transaction is disclosed as a significant related party transaction wherever it exceeds 10% of the aggregate value of all related party transactions in that category:

Particulars	(₹ in crores)	
	Year ended 31 March, 2018	Year ended 31 March, 2017
Dividend paid		
Life Insurance Corporation of India	165.04	174.43
Administrator of the Specified Undertaking of the Unit Trust of India	137.42	137.42
Dividend received		
Axis Finance Limited	121.28	94.94
Axis Capital Limited	102.90	51.45

Particulars	Year ended 31 March, 2018	Year ended 31 March, 2017
	▽	
Axis Securities Limited	19.51	17.70
Axis Trustee Services Limited	12.38	12.38
Interest paid		
Life Insurance Corporation of India	502.36	543.21
Administrator of the Specified Undertaking of the Unit Trust of India	10.16	73.12
Interest received		
Axis Finance Limited	15.31	4.91
Axis Bank UK Limited	12.47	8.89
Life Insurance Corporation of India	-	1.48
Investment of the Bank		
Axis Finance Limited	125.00	100.00
Accelyst Solutions Private Limited	100.00	N.A.
Freecharge Payment Technologies Private Limited	100.00	N.A.
A.Treds Limited	-	16.75
Investment in non-equity instruments of related party		
United India Insurance Co. Limited	393.00	-
Axis Finance Limited	100.00	347.32
National Insurance Co. Limited	-	110.00
Investment of related party in the Bank		
Life Insurance Corporation of India	1,200.00	-
Ms. Shikha Sharma	17.36	29.66
Mr. V. Srinivasan	8.03	12.03
Investment of related party in Hybrid capital/Bonds of the Bank		
Life Insurance Corporation of India	-	1,000.00
United India Insurance Co. Limited	-	50.00
Redemption of Hybrid capital/Bonds of the Bank		
General Insurance Corporation Co. Limited	-	50.00
United India Insurance Co. Limited	-	20.00
Purchase of investments		
United India Insurance Co. Limited	188.69	-
Sale of investments		
New India Assurance Co. Limited	421.03	200.00
General Insurance Corporation Co. Limited	230.00	390.00
United India Insurance Co. Limited	157.44	55.09
National Insurance Co. Limited	35.00	50.00
Management contracts		
Axis Securities Limited	7.05	6.18
Ms. Shikha Sharma	4.84	5.42
Axis Capital Limited	3.49	3.84
Mr. V. Srinivasan	3.12	3.36
Axis Trustee Services Limited	3.10	3.43

Particulars	Year ended 31 March, 2018	Year ended 31 March, 2017
	▽	
Axis Finance Limited	-	2.99
Contribution to employee benefit fund		
Life Insurance Corporation of India	16.16	15.75
Placement of deposits		
Life Insurance Corporation of India	0.05	-
Call/Term lending to related party		
Axis Bank UK Limited	311.94	10.05
Swaps/Forward contracts		
Axis Bank UK Limited	131.65	97.59
Advance granted (net)		
Life Insurance Corporation of India	-	0.67
Axis Finance Limited	848.20	-
Advance repaid		
Life Insurance Corporation of India	6.50	-
Axis Finance Limited	-	97.17
Purchase of loans		
Axis Bank UK Limited	18.17	-
Sell down of loans (including undisbursed loan commitments)		
Axis Bank UK Limited	64.87	-
Receiving of services		
Axis Securities Limited	740.45	583.77
The Oriental Insurance Co. Limited	66.42	75.00
Rendering of services		
Axis Asset Management Company Limited	249.67	121.38
Axis Capital Limited	19.85	7.43
Axis Bank UK Limited	1.26	1.19
Sale of foreign exchange currency to related party		
Ms. Shikha Sharma	1.29	-
Refund of Share Capital from related party		
Axis Securities Europe Limited	N.A.	8.36
Other reimbursements from related party		
Axis Capital Limited	4.10	4.73
Axis Asset Management Company Limited	2.55	3.05
Axis Securities Limited	0.23	0.47
Axis Bank UK Limited	-	0.41
Other reimbursements to related party		
Axis Securities Limited	2.95	0.04
Life Insurance Corporation of India	0.75	0.41
Accelyst Solutions Private Limited	0.47	N.A.
Axis Bank UK Limited	0.11	0.12

2.2.8 Leases

Disclosure in respect of assets taken on operating lease

This comprise of office premises/ATMs, cash deposit machines, staff quarters, electronic data capturing machines and IT equipment.

	31 March, 2018	(₹ in crores) 31 March, 2017
	▽	
Future lease rentals payable as at the end of the year:		
- Not later than one year	718.43	682.25
- Later than one year and not later than five years	2,224.30	2,110.88
- Later than five years	1,844.71	1,446.88
Total of minimum lease payments recognised in the Profit and Loss Account for the year	800.26	756.48
Total of future minimum sub-lease payments expected to be received under non-cancellable subleases	4.25	3.80
Sub-lease payments recognised in the Profit and Loss Account for the year	0.60	0.49

The Bank has sub-leased certain of its properties taken on lease.

There are no provisions relating to contingent rent.

The terms of renewal/purchase options and escalation clauses are those normally prevalent in similar agreements. There are generally no undue restrictions or onerous clauses in the agreements.

2.2.9 Other Fixed Assets (including furniture & fixtures)

The movement in fixed assets capitalised as application software is given below:

Particulars	31 March, 2018	(₹ in crores) 31 March, 2017
	▽	
At cost at the beginning of the year	1,059.56	852.85
Additions during the year	232.10	206.75
Deductions during the year	(0.02)	(0.04)
Accumulated depreciation as at 31 March	(857.75)	(691.66)
Closing balance as at 31 March	433.89	367.90
Depreciation charge for the year	166.09	130.88

2.2.10 The major components of deferred tax assets and deferred tax liabilities arising out of timing differences are as under:

As at	31 March, 2018	(₹ in crores) 31 March, 2017
	▽	
Deferred tax assets on account of provisions for loan losses	6,626.72	4,732.25
Deferred tax assets on account of amortisation of HTM investments	11.28	12.80
Deferred tax assets on account of provision for employee benefits	92.73	97.45
Deferred tax assets on account of other items	273.64	311.17
Deferred tax assets	7,004.37	5,153.67
Deferred tax liabilities on account of depreciation on fixed assets	103.10	91.48
Deferred tax liabilities on account of other items	24.92	-
Deferred tax liabilities	128.02	91.48
Net Deferred tax assets	6,876.35	5,062.19

2.2.11 Employee Benefits Provident Fund

The rules of the Bank's Provident Fund administered by a Trust require that if the Board of Trustees are unable to pay interest at the rate declared for Employees' Provident Fund by the Government under para 60 of the Employees' Provident Fund Scheme, 1952 for the reason that the return on investment is less or for any other reason, then the deficiency shall be made good by the Bank. Based on an actuarial valuation conducted by an independent actuary, there is no deficiency as at the Balance Sheet date.

The following tables summarise the components of net benefit expenses recognised in the Profit and Loss Account and funded status and amounts recognised in the Balance Sheet for the Provident Fund benefit plan.

Profit and Loss Account

Net employee benefit expenses (recognised in payments to and provisions for employees)

	31 March, 2018	(₹ in crores) 31 March, 2017
	▽	
Current Service Cost	88.53	76.80
Interest on Defined Benefit Obligation	127.95	115.68
Expected Return on Plan Assets	(171.00)	(135.93)
Net Actuarial Losses/(Gains) recognised in the year	43.05	20.25
Total included in "Employee Benefit Expense" [Schedule 16(I)]	88.53	76.80
Actual Return on Plan Assets	140.05	136.51

Balance Sheet

Details of provision for provident fund

	31 March, 2018	(₹ in crores) 31 March, 2017
	▽	
Fair Value of Plan Assets	2,004.57	1,687.15
Present Value of Funded Obligations	(2,004.57)	(1,687.15)
Net Asset	-	-
Amounts in Balance Sheet		
Liabilities	-	-
Assets	-	-
Net Asset (included under Schedule 11 – Other Assets)	-	-

Changes in the present value of the defined benefit obligation are as follows:

	31 March, 2018	(₹ in crores) 31 March, 2017
	▽	
Change in Defined Benefit Obligation		
Opening Defined Benefit Obligation	1,687.15	1,437.90
Current Service Cost	88.53	76.80
Interest Cost	127.95	115.68
Actuarial Losses/(Gains)	12.10	20.83

	31 March, 2018	31 March, 2017
	▽	
Employees Contribution	200.77	181.16
Liability transferred from/to other companies	(14.62)	(22.88)
Benefits Paid	(97.31)	(122.34)
Closing Defined Benefit Obligation	2,004.57	1,687.15

Changes in the fair value of plan assets are as follows:

	31 March, 2018	31 March, 2017
	▽	
Change in the Fair Value of Assets		
Opening Fair Value of Plan Assets	1,687.15	1,437.90
Expected Return on Plan Assets	171.00	135.93
Actuarial Gains/(Losses)	(30.95)	0.58
Employer contribution during the period	88.53	76.80
Employee contribution during the period	200.77	181.16
Assets transferred from/to other companies	(14.62)	(22.88)
Benefits Paid	(97.31)	(122.34)
Closing Fair Value of Plan Assets	2,004.57	1,687.15

Experience adjustments*

	31 March, 2018	31 March, 2017	31 March, 2016	31 March, 2015	31 March, 2014
	▽				
Defined Benefit Obligations	2,004.57	1,687.15	1,437.90	1,240.83	1,013.25
Plan Assets	2,004.57	1,687.15	1,437.90	1,240.83	1,013.25
Surplus/(Deficit)	-	-	-	-	-
Experience Adjustments on Plan Liabilities	12.10	20.83	12.08	(1.78)	53.03
Experience Adjustments on Plan Assets	(30.95)	0.58	(6.16)	(3.99)	41.42

* information provided to the extent available with the Bank

Major categories of plan assets (managed by Insurers) as a percentage of fair value of total plan assets

	31 March, 2018	31 March, 2017
	▽	
	%	%
Government securities	53.75	53.74
Bonds, debentures and other fixed income instruments	42.16	43.47
Equity shares	3.79	1.66
Others	0.30	1.13

	31 March, 2018 ▽	31 March, 2017
Discount rate for the term of the obligation	7.95%	7.40%
Average historic yield on the investment portfolio	8.90%	9.11%
Discount rate for the remaining term to maturity of the investment portfolio	7.68%	6.93%
Expected investment return	9.17%	9.58%
Guaranteed rate of return	8.55%	8.65%

The contribution to the employee's provident fund (including Employee Pension Scheme) amounted to ₹148.98 crores (previous year ₹133.67crores) for the year.

Superannuation

The Bank contributed ₹15.91 crores (previous year ₹15.33 crores) to the employees' superannuation plan for the year.

National Pension Scheme (NPS)

During the year, the Bank has contributed ₹3.82 crores (previous year ₹2.45 crores) to the NPS for employees who had opted for the scheme.

Leave Encashment

The actuarial liability of compensated absences of accumulated privileged leave of the employees of the Bank is given below:

	31 March, 2018 ▽	(₹ in crores) 31 March, 2017
Actuarial Liability – Privilege Leave	243.82	247.46
Total Expense included in Schedule 16(I)	47.33	79.87
Assumptions		
Discount rate	7.95% p.a.	7.40% p.a.
Salary escalation rate	7.00% p.a.	7.00% p.a.

Gratuity

The following tables summarise the components of net benefit expenses recognised in the Profit and Loss Account and funded status and amounts recognised in the Balance Sheet for the Gratuity benefit plan.

Profit and Loss Account

Net employee benefit expenses (recognised in payments to and provisions for employees)

	31 March, 2018 ▽	(₹ in crores) 31 March, 2017
Current Service Cost	39.07	32.54
Interest on Defined Benefit Obligation	22.81	20.15
Expected Return on Plan Assets	(21.68)	(18.07)
Net Actuarial Losses/(Gains) recognised in the year	(16.24)	25.32
Past Service Cost	28.33	-
Total included in "Employee Benefit Expense" [Schedule 16(I)]	52.29	59.94
Actual Return on Plan Assets	26.27	16.44

Balance Sheet

Details of provision for gratuity

	31 March, 2018	(₹ in crores) 31 March, 2017
	▽	
Fair Value of Plan Assets	323.72	279.65
Present Value of Funded Obligations	(342.56)	(284.83)
Net Asset	(18.84)	(5.18)
Amounts in Balance Sheet		
Liabilities	(18.84)	5.18
Assets	-	-
Net Asset (included under Schedule 11 – Other Assets)	(18.84)	(5.18)

Changes in the present value of the defined benefit obligation are as follows:

	31 March, 2018	(₹ in crores) 31 March, 2017
	▽	
Change in Defined Benefit Obligation		
Opening Defined Benefit Obligation	284.83	232.55
Current Service Cost	39.07	32.54
Interest Cost	22.81	20.15
Actuarial Losses/(Gains)	(11.65)	23.68
Past service cost	28.33	-
Benefits Paid	(20.83)	(24.09)
Closing Defined Benefit Obligation	342.56	284.83

Changes in the fair value of plan assets are as follows:

	31 March, 2018	(₹ in crores) 31 March, 2017
	▽	
Change in the Fair Value of Assets		
Opening Fair Value of Plan Assets	279.65	232.56
Expected Return on Plan Assets	21.68	18.07
Actuarial Gains/(Losses)	4.59	(1.64)
Contributions by Employer	38.63	54.75
Benefits Paid	(20.83)	(24.09)
Closing Fair Value of Plan Assets	323.72	279.65

Experience adjustments

	31 March, 2018	31 March, 2017	31 March, 2016	31 March, 2015	(₹ in crores) 31 March, 2014
	▽				
Defined Benefit Obligations	342.56	284.83	232.55	206.96	157.72
Plan Assets	323.72	279.65	232.56	209.49	163.35
Surplus/(Deficit)	(18.84)	(5.18)	0.01	2.53	5.63
Experience Adjustments on Plan Liabilities	4.39	6.64	2.78	1.06	7.67
Experience Adjustments on Plan Assets	4.59	(1.64)	(5.36)	1.27	2.33

Major categories of plan assets (managed by Insurers) as a percentage of fair value of total plan assets

	31 March, 2018	31 March, 2017
	▽	
	%	%
Government securities	49.04	37.30
Bonds, debentures and other fixed income instruments	28.81	47.98
Money market instruments	19.71	8.66
Equity shares	2.22	3.52
Others	0.22	2.54

Principal actuarial assumptions at the Balance Sheet date:

	31 March, 2018	31 March, 2017
	▽	
Discount Rate	7.95% p.a.	7.40% p.a.
Expected Rate of Return on Plan Assets	7.50% p.a.	7.50% p.a.
Salary Escalation Rate	7.00% p.a.	7.00% p.a.
Employee Turnover		
- 18 to 30 (age in years)	20.00%	20.00%
- 31 to 44 (age in years)	10.00%	10.00%
- 45 to 59 (age in years)	5.00%	5.00%

The estimates of future salary increases considered in actuarial valuation take account of inflation, seniority, promotion and other relevant factors.

The expected rate of return on plan assets is based on the average long-term rate of return expected on investments of the Fund during the estimated term of the obligations.

As the contribution expected to be paid to the plan during the annual period beginning after the balance sheet date is based on various internal/external factors, a best estimate of the contribution is not determinable.

The above information is as certified by the actuary and relied upon by the auditors.

2.2.12 Provisions and contingencies

a) Movement in provision for frauds included under other liabilities is set out below:

	31 March, 2018	(₹ in crores) 31 March, 2017
	▽	
Opening balance at the beginning of the year	59.40	39.82
Additions during the year	2.00	23.47
Reductions on account of payments during the year	(0.15)	-
Reductions on account of reversals during the year	(0.27)	(3.89)
Closing balance at the end of the year	60.98	59.40

- b) Other liabilities include provision for reward points made on actuarial basis, the movement of which is set out below:

	31 March, 2018	(₹ in crores) 31 March, 2017
	▽	
Opening provision at the beginning of the year	110.45	127.38
Provision made during the year	89.05	32.17
Reductions during the year	(55.56)	(49.10)
Closing provision at the end of the year	143.94	110.45

- c) Movement in provision for other contingencies is set out below:

	31 March, 2018	(₹ in crores) 31 March, 2017
	▽	
Opening provision at the beginning of the year	595.62	539.09
Provision made during the year	342.25	1,036.59
Reductions during the year	(787.21)	(980.06)
Closing provision at the end of the year	150.66	595.62

The above provision includes contingent provision for advances/other exposures, legal cases and other contingencies.

2.2.13 Small and Micro Industries

Under the Micro, Small and Medium Enterprises Development Act, 2006 which came into force from 2 October, 2006, certain disclosures are required to be made relating to Micro, Small and Medium enterprises. There have been no reported cases of delays in payments to micro and small enterprises or of interest payments due to delays in such payments. The above is based on the information available with the Bank which has been relied upon by the auditors.

2.2.14 Corporate Social Responsibility (CSR)

- a) Amount required to be spent by the Bank on CSR during the year ₹186.82 crores (previous year ₹196.44 crores).
- b) Amount spent towards CSR during the year and recognized as expense in the statement of profit and loss on CSR related activities is ₹133.77 crores (previous year ₹135.39 crores), which comprise of following -

	31 March, 2018			(₹ in crores) 31 March, 2017		
	▽					
	In cash	Yet to be paid in cash (i.e. provision)	Total	In cash	Yet to be paid in cash (i.e. provision)	Total
Construction/ acquisition of any asset	2.22	-	2.22	2.80	10.40	13.20
On purpose other than above	124.28	7.27	131.55	106.78	15.41	122.19

2.2.15 Description of contingent liabilities

- a) Claims against the Bank not acknowledged as debts

These represent claims filed against the Bank in the normal course of business relating to various legal cases currently in progress. These also include demands raised by income tax authorities and disputed by the Bank. Apart from claims assessed as possible, the Bank holds provision of ₹42.70 crores as on 31 March, 2018 (previous year ₹26.23 crores) towards claims assessed as probable.

- b) Liability for partly paid investments

This represents amounts remaining unpaid towards liability for partly paid investments.

c) Liability on account of forward exchange and derivative contracts

The Bank enters into foreign exchange contracts, currency options/swaps, interest rate/currency futures and forward rate agreements on its own account and for customers. Forward exchange contracts are commitments to buy or sell foreign currency at a future date at the contracted rate. Currency swaps are commitments to exchange cash flows by way of interest/principal in two currencies, based on ruling spot rates. Interest rate swaps are commitments to exchange fixed and floating interest rate cash flows. Interest rate futures are standardised, exchange-traded contracts that represent a pledge to undertake a certain interest rate transaction at a specified price, on a specified future date. Forward rate agreements are agreements to pay or receive a certain sum based on a differential interest rate on a notional amount for an agreed period. A foreign currency option is an agreement between two parties in which one grants to the other the right to buy or sell a specified amount of currency at a specific price within a specified time period or at a specified future time. An Exchange Traded Currency Option contract is a standardised foreign exchange derivative contract, which gives the owner the right, but not the obligation, to exchange money denominated in one currency into another currency at a pre-agreed exchange rate on a specified date on the date of expiry. Currency Futures contract is a standardised, exchange-traded contract, to buy or sell a certain underlying currency at a certain date in the future, at a specified price.

d) Guarantees given on behalf of constituents

As a part of its banking activities, the Bank issues guarantees on behalf of its customers to enhance their credit standing. Guarantees represent irrevocable assurances that the Bank will make payments in the event of the customer failing to fulfill its financial or performance obligations.

e) Acceptances, endorsements and other obligations

These include documentary credit issued by the Bank on behalf of its customers and bills drawn by the Bank's customers that are accepted or endorsed by the Bank.

f) Other items

Other items represent outstanding amount of bills rediscounted by the Bank, estimated amount of contracts remaining to be executed on capital account, notional principal on account of outstanding Tom/Spot foreign exchange contracts, commitments towards underwriting and investment in equity through bids under Initial Public Offering (IPO) of corporates as at the year end, demands raised by statutory authorities (other than income tax) and disputed by the Bank and amount transferred to Depositor Education and Awareness Fund (DEAF).

The Bank, through one of its overseas branches, had arranged Trade Credit (Buyers Credit loans) against Letters of Undertaking (LOUs) issued by Punjab National Bank (PNB), which were subsequently alleged as fraudulent by PNB. Prior to this declaration by PNB, such buyer's credit loans were sold down in the secondary market by the overseas branch to various participating banks under Risk Participation Agreements. As on 31 March, 2018, there is no funded exposure outstanding in the overseas branch pursuant to such sell down. PNB has repaid the aggregate amount of all LOUs due upto 31 March 2018, pursuant to an undertaking issued to PNB, and made remittance to the overseas branch which has been passed on for onward payment to the participating banks. Based on the facts and circumstances of the case, internal findings and legal opinion, the Bank does not expect PNB has any valid right at this point in time, for refund by the Bank of the aggregate amount paid by PNB towards LOUs due upto 31 March, 2018. However, as a matter of prudence, the aggregate amount of LOUs issued by PNB to the overseas branch against which buyer's credit was extended, aggregating to ₹3,847.26 crores has been disclosed as part of Contingent Liabilities in the Balance Sheet.

The Bank has a process whereby periodically all long term contracts (including derivative contracts) are assessed for material foreseeable losses. At the year end, the Bank has reviewed and recorded adequate provision as required under any law/accounting standards for material foreseeable losses on such long term contracts (including derivative contracts) in the books of account and disclosed the same under the relevant notes in the financial statements, where applicable.

2.2.16 Previous year figures have been regrouped and reclassified, where necessary to conform to current year's presentation.

For Axis Bank Ltd.

Sanjiv Misra
Chairman

Samir K. Barua
Director

S. Vishvanathan
Director

Rakesh Makhija
Director

Shikha Sharma
Managing Director & CEO

Date : 26 April, 2018
Place: Mumbai

Girish V. Koliyote
Company Secretary

Jairam Sridharan
Chief Financial Officer

V. Srinivasan
Deputy Managing Director

INDEPENDENT AUDITOR'S REPORT

To the Members of Axis Bank Limited

Report on the Consolidated Financial Statements

We have audited the accompanying consolidated financial statements of Axis Bank Limited (hereinafter referred to as "the Bank"), its subsidiaries (the Holding Company and its subsidiaries together referred to as "the Group"), comprising of the consolidated Balance Sheet as at March 31, 2018, the consolidated Statement of Profit and Loss and consolidated Cash Flow Statement for the year then ended, and a summary of significant accounting policies and other explanatory information (hereinafter referred to as "the consolidated financial statements").

Management's Responsibility for the Consolidated Financial Statements

The Bank's Board of Directors is responsible for the preparation of these consolidated financial statements in terms of the requirement of the Companies Act, 2013 ("the Act") that give a true and fair view of the consolidated financial position, consolidated financial performance and consolidated cash flows of the Group in accordance with accounting principles generally accepted in India, including the Accounting Standards specified under Section 133 of the Act, read with Rule 7 of the Companies (Accounts) Rules, 2014, the Companies (Accounting Standards) Amendment Rules, 2016, the provisions of Section 29 of the Banking Regulation Act, 1949 and the circulars, guidelines and directions issued by the Reserve Bank of India ('RBI') from time to time. The respective Board of Directors of the companies included in the Group are responsible for maintenance of adequate accounting records in accordance with the provisions of the Act for safeguarding of the assets of the Group and for preventing and detecting frauds and other irregularities; the selection and application of appropriate accounting policies; making judgments and estimates that are reasonable and prudent; and the design, implementation and maintenance of adequate internal financial controls, that were operating effectively for ensuring the accuracy and completeness of the accounting records, relevant to the preparation and presentation of the financial statements that give a true and fair view and are free from material misstatement, whether due to fraud or error, which have been used for the purpose of preparation of the consolidated financial statements by the Directors of the Bank, as aforesaid.

Auditor's Responsibility

Our responsibility is to express an opinion on these consolidated financial statements based on our audit. While conducting the audit, we have taken into account the provisions of the Act, the accounting and auditing standards and matters which are required to be included in the audit report under the provisions of the Act and the Rules made thereunder. We conducted our audit in accordance with the Standards on Auditing, issued by the Institute of Chartered Accountants of India, as specified under Section 143(10) of the Act. Those Standards require that we comply with ethical requirements and plan and perform the audit to obtain reasonable assurance about whether the financial statements are free from material misstatement.

An audit involves performing procedures to obtain audit evidence about the amounts and disclosures in the consolidated financial statements. The procedures selected depend on the auditor's judgment, including the assessment of the risks of material misstatement of the consolidated financial statements, whether due to fraud or error. In making those risk assessments, the auditor considers internal financial control relevant to the Bank's preparation of the consolidated financial statements that give a true and fair view in order to design audit procedures that are appropriate in the circumstances. An audit also includes evaluating the appropriateness of accounting policies used and the reasonableness of the accounting estimates made by the Bank's Board of Directors, as well as evaluating the overall presentation of the consolidated financial statements. We believe that the audit evidence obtained by us and the audit evidence obtained by the other auditors in terms of their reports referred to in paragraph (a) of the Other Matters paragraph below, is sufficient and appropriate to provide a basis for our audit opinion on the consolidated financial statements.

Opinion

In our opinion and to the best of our information and according to the explanations given to us, the aforesaid consolidated financial statements give the information required by the Act in the manner so required and give a true and fair view in conformity with the accounting principles generally accepted in India of the consolidated state of affairs of the Group, as at March 31, 2018, their consolidated profit, and their consolidated cash flows for the year ended on that date.

Report on Other Legal and Regulatory Requirements

As required by section 143 (3) of the Act, we report, to the extent applicable, that:

- (a) The other auditors whose reports we have relied upon have sought and obtained all the information and explanations which to the best of our knowledge and belief were necessary for the purpose of our audit of the aforesaid consolidated financial statements;
- (b) In our opinion proper books of account as required by law relating to preparation of the aforesaid consolidation of the financial statements have been kept so far as it appears from our examination of those books and reports of the other auditors;

- (c) The consolidated Balance Sheet, consolidated Statement of Profit and Loss, and consolidated Cash Flow Statement dealt with by this Report are in agreement with the books of account maintained for the purpose of preparation of the consolidated financial statements;
- (d) In our opinion, the aforesaid consolidated financial statements comply with the Accounting Standards specified under section 133 of the Act, read with Rule 7 of the Companies (Accounts) Rules, 2014 and Companies (Accounting Standards) Amendment Rules, 2016;
- (e) On the basis of the written representations received from the directors of the Bank as on March 31, 2018 taken on record by the Board of Directors of the Bank and the reports of the statutory auditors who are appointed under Section 139 of the Act, of its subsidiary companies incorporated in India, none of the directors of the Group's companies, incorporated in India is disqualified as on March 31, 2018 from being appointed as a director in terms of Section 164 (2) of the Act.
- (f) With respect to the adequacy and the operating effectiveness of the internal financial controls over financial reporting of the Bank and its subsidiary companies incorporated in India, refer to our separate report in "Annexure 1" to this report;
- (g) With respect to the other matters to be included in the Auditor's Report in accordance with Rule 11 of the Companies (Audit and Auditors) Rules, 2014, in our opinion and to the best of our information and according to the explanations given to us:
 - i. The consolidated financial statements disclose the impact of pending litigations on its consolidated financial position of the Group - Refer Schedule 12.I, 18.2.1.14 (a) and 18.2.1.14 (f) to the consolidated financial statements;
 - ii. Provision has been made in the consolidated financial statements, as required under the applicable law or accounting standards, for material foreseeable losses, if any, on long-term contracts including derivative contracts - Refer Schedule 18.2.1.14 (f) to the consolidated financial statements in respect of such items as it relates to the Group; and
 - iii. There has been no delay in transferring amounts, required to be transferred, to the Investor Education and Protection Fund by the Bank, its subsidiaries, incorporated in India during the year ended March 31, 2018.

Other Matter

- (a) The accompanying consolidated financial statements include total assets of Rs.8,628 crores as at March 31, 2018, and total revenues and net cash inflows of Rs.1,464 crores and Rs.112 crores respectively for the year ended on that date, in respect of subsidiaries, which have been audited by other auditors, which financial statements, other financial information and auditor's reports have been furnished to us by the management. Our opinion, in so far as it relates amounts and disclosures included in respect of these subsidiaries, and our report in terms of sub-sections (3) of Section 143 of the Act in so far as it relates to the aforesaid subsidiaries, is based solely on the reports of such other auditors.

Our opinion above on the consolidated financial statements, and our report on Other Legal and Regulatory Requirements above, is not modified in respect of the above matters with respect to our reliance on the work done and the reports of the other auditors and the financial statements.

For S.R. Batliboi & CO. LLP

Chartered Accountants

ICAI Firm Registration Number: 301003E/E300005

per Viren H. Mehta

Partner

Membership Number: 048749

Place of Signature: Mumbai

Date: 16 May 2018

INDEPENDENT AUDITOR'S REPORT (CONT.)

ANNEXURE TO THE INDEPENDENT AUDITOR'S REPORT OF EVEN DATE ON THE CONSOLIDATED FINANCIAL STATEMENTS OF AXIS BANK LIMITED

Report on the Internal Financial Controls under Clause (i) of Sub-section 3 of Section 143 of the Companies Act, 2013 ("the Act")

To the Members of Axis Bank Limited

In conjunction with our audit of the consolidated financial statements of Axis Bank Limited as of and for the year ended March 31, 2018, we have audited the internal financial controls over financial reporting of Axis Bank Limited (hereinafter referred to as the "Bank") and its subsidiary companies, which are companies incorporated in India, as of that date.

Management's Responsibility for Internal Financial Controls

The respective Board of Directors of the Bank, its subsidiary companies which are companies incorporated in India, are responsible for establishing and maintaining internal financial controls based on the internal control over financial reporting criteria established by the Bank considering the essential components of internal control stated in the Guidance Note on Audit of Internal Financial Controls Over Financial Reporting issued by the Institute of Chartered Accountants of India (the "Guidance Note"). These responsibilities include the design, implementation and maintenance of adequate internal financial controls that were operating effectively for ensuring the orderly and efficient conduct of its business, including adherence to the respective company's policies, the safeguarding of its assets, the prevention and detection of frauds and errors, the accuracy and completeness of the accounting records, and the timely preparation of reliable financial information, as required under the Act, in so far as they apply to the Bank and Guideline issued by the Reserve Bank of India

Auditor's Responsibility

Our responsibility is to express an opinion on the Bank's internal financial controls over financial reporting based on our audit. We conducted our audit in accordance with the Guidance Note on Audit of Internal Financial Controls Over Financial Reporting issued by the Institute of Chartered Accountants of India (the "Guidance Note") and the Standards on Auditing, both, issued by Institute of Chartered Accountants of India, and deemed to be prescribed under section 143(10) of the Act, to the extent applicable to an audit of internal financial controls. Those Standards and the Guidance Note require that we comply with ethical requirements and plan and perform the audit to obtain reasonable assurance about whether adequate internal financial controls over financial reporting was established and maintained and if such controls operated effectively in all material respects.

Our audit involves performing procedures to obtain audit evidence about the adequacy of the internal financial controls system over financial reporting and their operating effectiveness. Our audit of internal financial controls over financial reporting included obtaining an understanding of internal financial controls over financial reporting, assessing the risk that a material weakness exists, and testing and evaluating the design and operating effectiveness of internal control based on the assessed risk. The procedures selected depend on the auditor's judgement, including the assessment of the risks of material misstatement of the financial statements, whether due to fraud or error.

We believe that the audit evidence we have obtained and the audit evidence obtained by the other auditors in terms of their reports referred to in the Other Matters paragraph below, is sufficient and appropriate to provide a basis for our audit opinion on the internal financial controls system over financial reporting.

Meaning of Internal Financial Controls Over Financial Reporting

A company's internal financial control over financial reporting is a process designed to provide reasonable assurance regarding the reliability of financial reporting and the preparation of financial statements for external purposes in accordance with generally accepted accounting principles. A company's internal financial control over financial reporting includes those policies and procedures that (1) pertain to the maintenance of records that, in reasonable detail, accurately and fairly reflect the transactions and dispositions of the assets of the company; (2) provide reasonable assurance that transactions are recorded as necessary to permit preparation of financial statements in accordance with generally accepted accounting principles, and that receipts and expenditures of the company are being made only in accordance with authorisations of management and directors of the company; and (3) provide reasonable assurance regarding prevention or timely detection of unauthorised acquisition, use, or disposition of the company's assets that could have a material effect on the financial statements.

Inherent Limitations of Internal Financial Controls Over Financial Reporting

Because of the inherent limitations of internal financial controls over financial reporting, including the possibility of collusion or improper management override of controls, material misstatements due to error or fraud may occur and not be detected. Also, projections of any evaluation of the internal financial controls over financial reporting to future periods are subject to the risk that the internal financial control over financial reporting may become inadequate because of changes in conditions, or that the degree of compliance with the policies or procedures may deteriorate.

Opinion

In our opinion, the Bank, its subsidiaries, which are companies incorporated in India, has maintained in all material respects, an adequate internal financial controls system over financial reporting and such internal financial controls over financial reporting were operating effectively as at March 31, 2018, based on the internal control over financial reporting criteria established by the Bank considering the essential components of internal control stated in the Guidance Note.

Other Matters

Our report under Section 143(3)(i) of the Act on the adequacy and operating effectiveness of the internal financial controls over financial reporting of the Bank, insofar as it relates to 3 subsidiaries companies which are incorporated in India, is based on the corresponding report of the auditor of such subsidiary incorporated in India.

For S.R. Batliboi & CO. LLP

Chartered Accountants

ICAI Firm Registration Number: 301003E/E300005

per Viren H. Mehta

Partner

Membership Number: 048749

Place of Signature: Mumbai

Date: 16 May 2018

CONSOLIDATED BALANCE SHEET

AS AT 31 MARCH, 2018

	Schedule No.	As at 31-03-2018	(₹ in Thousands) As at 31-03-2017
Capital and Liabilities			
Capital	1	5,133,078	4,790,072
Reserves & Surplus	2	636,941,012	559,013,433
Minority Interest	2A	695,129	613,066
Deposits	3	4,556,577,642	4,149,826,752
Borrowings	4	1,557,670,924	1,124,547,615
Other Liabilities and Provisions	5	280,015,886	275,829,172
Total		7,037,033,671	6,114,620,110
Assets			
Cash and Balances with Reserve Bank of India	6	354,810,648	308,579,478
Balances with Banks and Money at Call and Short Notice	7	84,297,483	201,081,701
Investments	8	1,530,367,120	1,290,183,496
Advances	9	4,498,436,451	3,811,646,673
Fixed Assets	10	40,488,204	38,102,336
Other Assets	11	528,633,765	465,026,426
Total		7,037,033,671	6,114,620,110
Contingent Liabilities	12	7,391,397,673	6,731,485,692
Bills for Collection		495,656,026	810,553,648
Significant Accounting Policies and Notes to Accounts	17 & 18		
Schedules referred to above form an integral part of the Consolidated Balance Sheet			

In terms of our report attached.

For Axis Bank Ltd.

For S. R. Batliboi & Co. LLP
Chartered Accountants
ICAI Firm Registration Number: 301003E/E300005

Sanjiv Misra
Chairman

Viren H. Mehta
Partner

Samir K. Barua
Director

S. Vishvanathan
Director

Rakesh Makhija
Director

Shikha Sharma
Managing Director & CEO

Date : 16 May, 2018
Place: Mumbai

Girish V. Koliyote
Company Secretary

Jairam Sridharan
Chief Financial Officer

V. Srinivasan
Deputy Managing Director

B. Baburao
Director

CONSOLIDATED PROFIT & LOSS ACCOUNT

FOR THE YEAR ENDED 31 MARCH, 2018

	Schedule No.	Year ended 31-03-2018	(₹ in Thousands) Year ended 31-03-2017
		▽	
I Income			
Interest earned	13	466,140,592	451,750,929
Other income	14	118,626,154	124,216,034
Total		584,766,746	575,966,963
II Expenditure			
Interest expended	15	276,036,927	267,893,474
Operating expenses	16	147,883,644	127,256,277
Provisions and contingencies	18 (2.1.1)	156,205,947	141,146,907
Total		580,126,518	536,296,658
III Net Profit For The Year		4,640,228	39,670,305
Minority interest		(82,063)	(140,020)
IV Consolidated Net Profit Attributable To Group		4,558,165	39,530,285
Balance in Profit & Loss Account brought forward from previous year		248,815,549	240,026,960
V Amount Available For Appropriation		253,373,714	279,557,245
VI Appropriations:			
Transfer to Statutory Reserve		689,203	9,198,198
Transfer to Reserve Fund u/s 45 IC of RBI Act, 1934		418,800	330,600
Transfer to/(from) Investment Reserve		1,034,894	(871,671)
Transfer to Capital Reserve		1,016,558	7,555,740
Transfer to General Reserve		80,595	68,737
Transfer to/(from) Reserve Fund		16,158	17,522
Dividend paid (includes tax on dividend)	18 (2.1.6)	14,574,034	14,442,570
Balance in Profit & Loss Account carried forward		235,543,472	248,815,549
Total		253,373,714	279,557,245
VII Earnings Per Equity Share	18 (2.1.4)		
(Face value ₹2/- per share) (Rupees)			
Basic		1.86	16.54
Diluted		1.86	16.48
Significant Accounting Policies and Notes to Accounts	17 & 18		
Schedules referred to above form an integral part of the Consolidated Profit and Loss Account			

In terms of our report attached.

For Axis Bank Ltd.

For S. R. Batliboi & Co. LLP
Chartered Accountants
ICAI Firm Registration Number: 301003E/E300005

Sanjiv Misra
Chairman

Viren H. Mehta
Partner

Samir K. Barua
Director

S. Vishvanathan
Director

Rakesh Makhija
Director

Shikha Sharma
Managing Director & CEO

Date : 16 May, 2018
Place: Mumbai

Girish V. Koliyote
Company Secretary

Jairam Sridharan
Chief Financial Officer

V. Srinivasan
Deputy Managing Director

B. Baburao
Director

CONSOLIDATED CASH FLOW STATEMENT

FOR THE YEAR ENDED 31 MARCH, 2018

(₹ in Thousands)

**Year ended
31-03-2018**

 Year ended
31-03-2017


	Year ended 31-03-2018	Year ended 31-03-2017
Cash flow from operating activities		
Net profit before taxes	5,576,753	59,398,037
Adjustments for:		
Depreciation on fixed assets	5,905,799	5,266,715
Depreciation on investments	(2,076,781)	2,441,831
Amortisation of premium on Held to Maturity investments	2,853,172	1,401,509
Provision for Non Performing Assets (including bad debts)	166,305,686	111,570,646
Provision on standard assets	(1,243,679)	3,643,427
(Profit)/Loss on sale of fixed assets (net)	167,090	38,846
Provision for country risk	(199,434)	199,434
Provision for restructured assets/strategic debt restructuring	(3,071,587)	2,905,233
Provision on unhedged foreign currency exposure	(93,000)	(138,800)
Provision for other contingencies	(4,433,847)	657,383
	169,690,172	187,384,261
Adjustments for:		
(Increase)/Decrease in investments	(77,302,723)	126,928,387
(Increase)/Decrease in advances	(833,046,826)	(465,397,348)
Increase / (Decrease) in deposits	406,750,890	566,804,821
(Increase)/Decrease in other assets	20,390,878	(102,041,288)
Increase/(Decrease) in other liabilities & provisions	(37,559,206)	61,623,469
Direct taxes paid	(32,826,167)	(53,216,114)
Net cash flow from operating activities	(383,902,982)	322,086,188
Cash flow from investing activities		
Purchase of fixed assets	(8,549,837)	(7,737,105)
(Increase)/Decrease in Held to Maturity investments	(88,085,436)	(116,759,648)
Purchase of Freecharge business	(3,954,556)	-
Proceeds from sale of fixed assets	120,499	65,195
Net cash used in investing activities	(100,469,330)	(124,431,558)

(₹ in Thousands)

**Year ended
31-03-2018**Year ended
31-03-2017

Cash flow from financing activities		
Proceeds from issue of subordinated debt, perpetual debt & upper Tier II instruments (net of repayment)	81,109,364	55,458,748
Increase/(Decrease) in borrowings (excluding subordinated debt, perpetual debt & upper Tier II instruments)	258,473,945	(69,388,454)
Proceeds from issue of share capital	343,006	24,409
Proceeds from share premium (net of share issue expenses)	87,986,544	3,256,270
Payment of dividend	(14,574,034)	(14,442,570)
Increase in minority interest	82,063	222,520
Net cash generated from financing activities	413,420,888	(24,869,077)
Effect of exchange fluctuation translation reserve	(43,096)	(152,465)
Net cash and cash equivalents taken over on acquisition of Freecharge Business	441,472	-
Net increase in cash and cash equivalents	(70,553,048)	172,633,088
Cash and cash equivalents at the beginning of the year	509,661,179	337,028,091
Cash and cash equivalents at the end of the year	439,108,131	509,661,179
Notes to the Cash Flow Statement:		
1. Cash and cash equivalents includes the following		
Cash and Balances with Reserve Bank of India (Refer Schedule 6)	354,810,648	308,579,478
Balances with Banks and Money at Call and Short Notice (Refer Schedule 7)	84,297,483	201,081,701
Cash and cash equivalents at the end of the year	439,108,131	509,661,179

In terms of our report attached.

For Axis Bank Ltd.

For S. R. Batliboi & Co. LLP
Chartered Accountants
ICAI Firm Registration Number: 301003E/E300005

Sanjiv Misra
Chairman

Viren H. Mehta
Partner

Samir K. Barua
Director

S. Vishvanathan
Director

Rakesh Makhija
Director

Shikha Sharma
Managing Director & CEO

Date : 16 May, 2018
Place: Mumbai

Girish V. Koliyote
Company Secretary

Jairam Sridharan
Chief Financial Officer

V. Srinivasan
Deputy Managing Director

B. Baburao
Director

SCHEDULES FORMING PART OF THE CONSOLIDATED BALANCE SHEET AS AT 31 MARCH, 2018

Schedule 1 - Capital

	As at 31-03-2018	As at 31-03-2017
	▽	
Authorised Capital		
4,250,000,000 (Previous year - 4,250,000,000) Equity Shares of ₹2/- each	8,500,000	8,500,000
Issued, Subscribed and Paid-up capital		
2,566,538,936 (Previous year - 2,395,036,109) Equity Shares of ₹2/- each fully paid-up [refer Schedule 18 (1) (a)]	5,133,078	4,790,072

Schedule 2 - Reserves and Surplus

	As at 31-03-2018	As at 31-03-2017
	▽	
I. Statutory Reserve		
Opening Balance	115,070,523	105,872,325
Additions during the year	689,203	9,198,198
	115,759,726	115,070,523
II. Share Premium Account		
Opening Balance	170,128,129	166,871,859
Additions during the year	88,122,658	3,256,270
Less: Share issue expenses	(136,114)	-
	258,114,673	170,128,129
III. Investment Reserve Account		
Opening Balance	-	871,671
Additions during the year	1,034,894	-
Deductions during the year	-	(871,671)
	1,034,894	-
IV. General Reserve		
Opening Balance	3,863,574	3,794,837
Additions during the year	80,595	68,737
	3,944,169	3,863,574
V. Capital Reserve		
Opening Balance	18,656,395	11,100,655
Additions during the year	1,016,558	7,555,740
	19,672,953	18,656,395
VI. Foreign Currency Translation Reserve [Refer Schedule 17 (4.5)]		
Opening Balance	1,563,747	1,716,212
Additions during the year	-	-
Deductions during the year	(43,096)	(152,465)
	1,520,651	1,563,747
VII. Reserve Fund		
Opening Balance	58,816	41,294
Additions during the year	16,158	17,522
	74,974	58,816
VIII. Reserve Fund u/s 45 IC of RBI Act, 1934		
Opening Balance	856,700	526,100
Additions during the year	418,800	330,600
	1,275,500	856,700
IX. Balance in Profit & Loss Account	235,543,472	248,815,549
Total	636,941,012	559,013,433

Schedule 2A - Minority Interest

	As at 31-03-2018	As at 31-03-2017
I. Minority Interest		
Opening Balance	613,066	390,546
Increase during the year	82,063	222,520
Closing Minority Interest	695,129	613,066

Schedule 3 - Deposits

	As at 31-03-2018	As at 31-03-2017
A. I. Demand Deposits		
(i) From banks	58,788,628	47,922,195
(ii) From others	896,457,745	817,318,279
II. Savings Bank Deposits	1,482,021,884	1,260,484,706
III. Term Deposits		
(i) From banks	125,623,957	112,242,565
(ii) From others	1,993,685,428	1,911,859,007
Total	4,556,577,642	4,149,826,752
B. I. Deposits of branches in India	4,509,338,193	4,100,577,380
II. Deposits of branches/subsidiaries outside India	47,239,449	49,249,372
Total	4,556,577,642	4,149,826,752

Schedule 4 - Borrowings

	As at 31-03-2018	As at 31-03-2017
I. Borrowings in India		
(i) Reserve Bank of India	61,000,000	-
(ii) Other banks [#]	25,850,612	39,285,727
(iii) Other institutions & agencies ^{**}	720,233,294	513,644,605
II. Borrowings outside India[§]	750,587,018	571,617,283
Total	1,557,670,924	1,124,547,615
Secured borrowings included in I & II above	90,657,346	30,134,771

[#] Borrowings from other banks include Subordinated Debt of ₹35.60 crores (previous year ₹35.00 crores) in the nature of Non-Convertible Debentures and Perpetual Debt of ₹50.00 crores (previous year Nil) [Also refer Note 18 (2.1.2)]

^{**} Borrowings from other institutions & agencies include Subordinated Debt of ₹21,669.40 crores (previous year ₹16,370.00 crores) in the nature of Non-Convertible Debentures and Perpetual Debt of ₹6,950.00 crores (previous year ₹3,500.00 crores) [Also refer Note 18 (2.1.2)]

[§] Borrowings outside India include Upper Tier II instruments of Nil (previous year ₹389.06 crores) [Also refer Note 18 (2.1.2)]

Schedule 5 - Other Liabilities and Provisions

	As at 31-03-2018	(₹ in Thousands) As at 31-03-2017
	▽	
I. Bills payable	49,175,679	39,525,430
II. Inter-office adjustments (net)	-	-
III. Interest accrued	32,174,199	20,893,390
IV. Proposed dividend (includes tax on dividend) [Refer Schedule 18 (2.1.6)]	-	-
V. Contingent provision against standard assets	22,482,485	23,678,835
VI. Others (including provisions)	176,183,523	191,731,517
Total	280,015,886	275,829,172

Schedule 6 - Cash and Balances with Reserve Bank of India

	As at 31-03-2018	(₹ in Thousands) As at 31-03-2017
	▽	
I. Cash in hand (including foreign currency notes)	52,580,423	63,579,242
II. Balances with Reserve Bank of India:		
(i) in Current Account	208,230,225	183,000,236
(ii) in Other Accounts	94,000,000	62,000,000
Total	354,810,648	308,579,478

Schedule 7 - Balances with Banks and Money at Call and Short Notice

	As at 31-03-2018	(₹ in Thousands) As at 31-03-2017
	▽	
I. In India		
(i) Balance with Banks		
(a) in Current Accounts	1,313,367	2,250,573
(b) in Other Deposit Accounts	33,925,743	21,371,450
(ii) Money at Call and Short Notice		
(a) With banks	-	-
(b) With other institutions	-	143,221,546
Total	35,239,110	166,843,569
II. Outside India		
(i) in Current Accounts	24,898,340	12,531,206
(ii) in Other Deposit Accounts	8,409,416	14,755,151
(iii) Money at Call & Short Notice	15,750,617	6,951,775
Total	49,058,373	34,238,132
Grand Total (I+II)	84,297,483	201,081,701

Schedule 8 - Investments

	As at 31-03-2018 ▽	(₹ in Thousands) As at 31-03-2017
I. Investments in India in -		
(i) Government Securities ^{##}	1,013,546,179	905,980,625
(ii) Other approved securities	-	-
(iii) Shares	15,255,309	13,228,030
(iv) Debentures and Bonds	306,537,689	265,277,040
(v) Investment in Joint Ventures	-	-
(vi) Others (Mutual Fund units, CD/CP, PTC etc.)	156,958,643	69,969,442
Total Investments in India	1,492,297,820	1,254,455,137
II. Investments outside India in -		
(i) Government Securities (including local authorities)	29,224,533	26,340,917
(ii) Subsidiaries and/or joint ventures abroad	-	-
(iii) Others (Equity Shares and Bonds)	8,844,767	9,387,442
Total Investments outside India	38,069,300	35,728,359
Grand Total (I+II)	1,530,367,120	1,290,183,496

^{##} Includes securities costing ₹27,588.43 crores (previous year ₹27,179.69 crores) pledged for availment of fund transfer facility, clearing facility and margin requirements

Schedule 9 - Advances

	As at 31-03-2018 ▽	(₹ in Thousands) As at 31-03-2017
A.		
(i) Bills purchased and discounted	128,131,247	67,496,591
(ii) Cash credits, overdrafts and loans repayable on demand	1,374,894,067	1,043,804,891
(iii) Term loans [#]	2,995,411,137	2,700,345,191
Total	4,498,436,451	3,811,646,673
B.		
(i) Secured by tangible assets ^{\$}	3,196,305,855	2,913,893,698
(ii) Covered by Bank/Government Guarantees ^{&&}	40,004,436	66,920,973
(iii) Unsecured	1,262,126,160	830,832,002
Total	4,498,436,451	3,811,646,673
C. I. Advances in India		
(i) Priority Sector	986,081,073	938,737,979
(ii) Public Sector	48,271,057	29,134,862
(iii) Banks	30,575,770	5,612,644
(iv) Others	2,851,146,051	2,317,656,723
Total	3,916,073,951	3,291,142,208
II. Advances Outside India		
(i) Due from banks	78,991,174	26,861,261
(ii) Due from others -		
(a) Bills purchased and discounted	32,721,313	25,448,317
(b) Syndicated loans	89,146,565	103,681,545
(c) Others	381,503,448	364,513,342
Total	582,362,500	520,504,465
Grand Total [CI+CII]	4,498,436,451	3,811,646,673

[#] Net of borrowings under Inter Bank Participation Certificate (IBPC) ₹1,399.00 crores (previous year Nil), includes lending under IBPC ₹1,303.32 crores (previous year Nil)

^{\$} Includes advances against book debts

^{&&} Includes advances against L/Cs issued by banks

Schedule 10 - Fixed Assets

	As at 31-03-2018	As at 31-03-2017
(₹ in Thousands)		
▽		
I. Premises		
Gross Block		
At cost at the beginning of the year	18,331,432	18,289,915
Additions during the year	-	41,517
Deductions during the year	-	-
Total	18,331,432	18,331,432
Depreciation		
As at the beginning of the year	1,165,371	860,688
Charge for the year	304,680	304,683
Deductions during the year	-	-
Depreciation to date	1,470,051	1,165,371
Net Block	16,861,381	17,166,061
II. Other fixed assets (including furniture & fixtures)		
Gross Block		
At cost at the beginning of the year	47,067,750	40,692,916
Additions on acquisition	100,697	-
Additions during the year	7,947,792	6,933,777
Deductions during the year	(1,204,850)	(558,943)
Total	53,911,389	47,067,750
Depreciation		
As at the beginning of the year	29,052,426	24,543,452
Additions on acquisition	54,155	-
Charge for the year	5,601,119	4,962,032
Deductions during the year	(905,216)	(453,058)
Depreciation to date	33,802,484	29,052,426
Net Block	20,108,905	18,015,324
III. Capital Work-in-Progress (including capital advances)	3,517,918	2,920,951
Grand Total (I+II+III)	40,488,204	38,102,336

Schedule 11 - Other Assets

	As at 31-03-2018	As at 31-03-2017
(₹ in Thousands)		
▽		
I. Inter-office adjustments (net)	-	-
II. Interest Accrued	56,936,207	52,743,566
III. Tax paid in advance/tax deducted at source (net of provisions)	18,590,140	5,279,496
IV. Stationery and stamps	3,829	19,790
V. Non banking assets acquired in satisfaction of claims	22,086,151	22,086,151
VI. Others #@\$	431,017,438	384,897,423
Total	528,633,765	465,026,426

Includes deferred tax assets of ₹6,911.32 crores (previous year ₹5,071.86 crores) [Refer Schedule 18 (2.1.11)]

@ Includes Priority Sector Shortfall Deposits of ₹21,479.30 crores (previous year ₹17,107.12 crores)

\$ Includes goodwill on consolidation of ₹293.01 crores (previous year Nil) [Refer Schedule 18 (1) (b)]

Schedule 12 - Contingent Liabilities

	As at 31-03-2018	(₹ in Thousands) As at 31-03-2017
I. Claims against the Group not acknowledged as debts	5,219,729	4,753,308
II. Liability for partly paid investments	216,000	-
III. Liability on account of outstanding forward exchange and derivative contracts :		
a) Forward Contracts	3,148,018,991	2,681,952,184
b) Interest Rate Swaps, Currency Swaps, Forward Rate Agreement & Interest Rate Futures	1,991,159,249	2,031,704,307
c) Foreign Currency Options	593,425,899	493,833,247
Total (a+b+c)	5,732,604,139	5,207,489,738
IV. Guarantees given on behalf of constituents		
In India	762,933,313	763,736,463
Outside India	86,944,398	47,592,829
V. Acceptances, endorsements and other obligations	324,145,235	335,475,904
VI. Other items for which the Group is contingently liable	479,334,859	372,437,450
Grand Total (I+II+III+IV+V+VI) [Refer Schedule 18 (2.1.14)]	7,391,397,673	6,731,485,692

SCHEDULES FORMING PART OF THE CONSOLIDATED PROFIT AND LOSS ACCOUNT FOR THE YEAR ENDED 31 MARCH, 2018

Schedule 13 - Interest Earned

	Year ended 31-03-2018	(₹ in Thousands) Year ended 31-03-2017
	▽	
I. Interest/discount on advances/bills	349,097,316	336,946,444
II. Income on investments	100,199,824	96,749,715
III. Interest on balances with Reserve Bank of India and other inter-bank funds	3,910,598	5,057,855
IV. Others	12,932,854	12,996,915
Total	466,140,592	451,750,929

Schedule 14 - Other Income

	Year ended 31-03-2018	(₹ in Thousands) Year ended 31-03-2017
	▽	
I. Commission, exchange and brokerage	87,962,084	78,897,946
II. Profit/(Loss) on sale of investments (net)	13,648,999	32,285,565
III. Profit/(Loss) on sale of fixed assets (net)	(167,089)	(38,846)
IV. Profit on exchange/derivative transactions (net)	14,636,525	10,890,953
V. Income earned by way of dividends etc. from subsidiaries/companies and/or joint venture abroad/in India	-	-
VI. Miscellaneous Income [including recoveries on account of advances/investments written off in earlier years ₹182.92 crores (previous year ₹181.89 crores) and profit on account of portfolio sell downs/securitisation ₹20.50 crores (previous year net profit of ₹3.79 crores)]	2,545,635	2,180,416
Total	118,626,154	124,216,034

Schedule 15 - Interest Expended

	Year ended 31-03-2018	(₹ in Thousands) Year ended 31-03-2017
	▽	
I. Interest on deposits	191,943,949	196,406,526
II. Interest on Reserve Bank of India/Inter-bank borrowings	18,600,259	18,800,730
III. Others	65,492,719	52,686,218
Total	276,036,927	267,893,474

Schedule 16 - Operating Expenses

	Year ended 31-03-2018	(₹ in Thousands) Year ended 31-03-2017
	▽	
I. Payments to and provisions for employees	54,144,397	47,420,971
II. Rent, taxes and lighting	10,342,353	9,599,482
III. Printing and stationery	1,694,433	1,895,987
IV. Advertisement and publicity	1,663,688	1,411,326
V. Depreciation on Group's property	5,905,799	5,266,715
VI. Directors' fees, allowance and expenses	35,374	33,774
VII. Auditors' fees and expenses	30,140	27,710
VIII. Law charges	201,921	110,127
IX. Postage, telegrams, telephones etc.	3,286,013	3,197,397
X. Repairs and maintenance	8,780,643	8,805,331
XI. Insurance	5,544,398	5,022,726
XII. Other expenditure	56,254,485	44,464,731
Total	147,883,644	127,256,277

17 SIGNIFICANT ACCOUNTING POLICIES

FOR THE YEAR ENDED 31 MARCH, 2018

1 Principles of Consolidation

The consolidated financial statements comprise the financial statements of Axis Bank Limited ('the Bank') and its subsidiaries, which together constitute 'the Group'. The Bank has overseas branches at Singapore, Hong Kong, DIFC - Dubai, Shanghai and Colombo. During the year, the Bank opened an Offshore Banking Unit at International Financial Service Centre (IFSC), Gujarat International Finance Tec-City (GIFT City), Gandhinagar, India.

The Bank consolidates its subsidiaries in accordance with AS 21, Consolidated Financial Statements notified under Section 133 of the Companies Act, 2013 read together with paragraph 7 of the Companies (Accounts) Rules, 2014 and the Companies (Accounting Standards) Amendment Rules, 2016 on a line-by-line basis by adding together the like items of assets, liabilities, income and expenditure. All significant inter-company accounts and transactions are eliminated on consolidation.

2 Basis of preparation

a) The financial statements have been prepared and presented under the historical cost convention on the accrual basis of accounting in accordance with the generally accepted accounting principles in India to comply with the statutory requirements prescribed under the Banking Regulation Act, 1949, the circulars and guidelines issued by the Reserve Bank of India ('RBI') from time to time and the Accounting Standards notified under Section 133 of the Companies Act, 2013 read together with paragraph 7 of the Companies (Accounts) Rules, 2014 and the Companies (Accounting Standards) Amendment Rules, 2016 to the extent applicable and practices generally prevalent in the banking industry in India.

b) The consolidated financial statements present the accounts of Axis Bank Limited with its following subsidiaries:

Name	Relation	Country of Incorporation	Ownership Interest
Axis Capital Ltd.	Subsidiary	India	100.00%
Axis Private Equity Ltd.	Subsidiary	India	100.00%
Axis Trustee Services Ltd.	Subsidiary	India	100.00%
Axis Mutual Fund Trustee Ltd.	Subsidiary	India	75.00%
Axis Asset Management Company Ltd.	Subsidiary	India	75.00%
Axis Finance Ltd.	Subsidiary	India	100.00%
Axis Securities Ltd.	Subsidiary	India	100.00%
Freecharge Payment Technologies Pvt. Ltd.	Subsidiary	India	100.00%
Accelyst Solutions Pvt. Ltd.	Subsidiary	India	100.00%
A.Treds Ltd.	Subsidiary	India	67.00%
Axis Bank UK Ltd.	Subsidiary	U.K.	100.00%
Axis Capital USA LLC	Step down subsidiary	USA	100.00%

c) The audited financial statements of the above subsidiaries and the unaudited financial statements of the step down subsidiary have been drawn up to the same reporting date as that of the Bank, i.e. 31 March, 2018.

d) Axis Securities Europe Ltd., a wholly owned subsidiary of the Bank, has been liquidated during the year ended 31 March, 2018.

e) Axis Private Equity Ltd., is in the process of amalgamation with Axis Finance Ltd. and has submitted application for amalgamation before the National Company Law Tribunal on 13 October, 2017.

f) On 27 March, 2018, the Board of Directors of Accelyst Solutions Pvt. Ltd ('ASPL') and Freecharge Payment Technologies Pvt. Ltd. ('FCPTL') approved a scheme for amalgamation of ASPL into and with FCPTL. ASPL and FCPTL have submitted applications for amalgamation before the National Company Law Tribunal. The appointed date for amalgamation is 7 October, 2017 and the effect of merger will be given on this date.

3 Use of estimates

The preparation of the financial statements in conformity with the generally accepted accounting principles requires the Management to make estimates and assumptions that affect the reported amounts of assets and liabilities (including contingent liabilities) at the date of the financial statements, revenues and expenses during the reporting period. Actual results could differ from those estimates. The Management believes that the estimates used in the preparation of the financial statements are prudent and reasonable. Any revisions to the accounting estimates are recognised prospectively in the current and future periods.

4 Significant accounting policies

4.1 Investments

Axis Bank Ltd.

Classification

In accordance with the RBI guidelines, investments are classified at the time of purchase as:

- Held for Trading ('HFT');
- Available for Sale ('AFS'); and
- Held to Maturity ('HTM').

Investments that are held principally for sale within a short period are classified as HFT securities. As per the RBI guidelines, HFT securities, which remain unsold for a period of 90 days are reclassified as AFS securities.

Investments that the Bank intends to hold till maturity are classified under the HTM category. Investments in the equity of subsidiaries/joint ventures are categorised as HTM in accordance with the RBI guidelines.

All other investments are classified as AFS securities.

However, for disclosure in the Balance Sheet, investments in India are classified under six categories - Government Securities, Other approved securities, Shares, Debentures and Bonds, Investment in Subsidiaries/Joint Ventures and Others.

Investments made outside India are classified under three categories - Government Securities, Subsidiaries and/or Joint Ventures abroad and Others.

Transfer of security between categories

Transfer of security between categories of investments is accounted as per the RBI guidelines.

Acquisition cost

Costs including brokerage and commission pertaining to investments, paid at the time of acquisition, are charged to the Profit and Loss Account.

Broken period interest is charged to the Profit and Loss Account.

Cost of investments is computed based on the weighted average cost method.

Valuation

Investments classified under the HTM category are carried at acquisition cost unless it is more than the face value, in which case the premium is amortised over the period remaining to maturity on a constant yield to maturity basis. In terms of RBI guidelines, discount on securities held under HTM category is not accrued and such securities are held at the acquisition cost till maturity.

Investments classified under the AFS and HFT categories are marked to market. The market/fair value of quoted investments included in the 'AFS' and 'HFT' categories is the market price of the scrip as available from the trades/quotes on the stock exchanges or prices declared by Primary Dealers Association of India ('PDAI') jointly with Fixed Income Money Market and Derivatives Association of India ('FIMMDA')/ Financial Benchmark India Private Limited ('FBIL'), periodically. Net depreciation, if any, within each category of each investment classification is recognised in the Profit and Loss Account. The net appreciation if any, under each category of each investment classification is ignored. The depreciation on securities acquired by way of conversion of outstanding loans is provided in accordance with the RBI guidelines. The book value of individual securities is not changed consequent to the periodic valuation of investments. Non-performing investments are identified and provision is made thereon as per RBI guidelines. Treasury Bills, Exchange Funded Bills, Commercial Paper and Certificate of Deposits being discounted instruments, are valued at carrying cost.

Units of mutual funds are valued at the latest repurchase price/net asset value declared by the mutual fund.

Market value of investments where current quotations are not available, is determined as per the norms prescribed by the RBI as under:

- the market/fair value of unquoted government securities which are in the nature of Statutory Liquidity Ratio ('SLR') securities included in the AFS and HFT categories is computed as per the Yield-to-Maturity ('YTM') rates published by FIMMDA/ FBIL
- in case of unquoted bonds, debentures and preference shares where interest/dividend is received regularly (i.e. not overdue beyond 90 days), the market price is derived based on the YTM for Government Securities as published by FIMMDA/PDAI/FBIL and suitably marked up for credit risk applicable to the credit rating of the instrument. The matrix for credit risk mark-up for each categories and credit ratings along with residual maturity issued by FIMMDA/ FBIL is adopted for this purpose;
- in case of bonds and debentures (including Pass Through Certificates) where interest is not received regularly (i.e. overdue beyond 90 days), the valuation is in accordance with prudential norms for provisioning as prescribed by RBI;
- equity shares, for which current quotations are not available or where the shares are not quoted on the stock exchanges, are valued at break-up value (without considering revaluation reserves, if any) which is ascertained from the company's latest Balance Sheet. In case the latest Balance Sheet is not available, the shares are valued at ₹1 per company;
- units of Venture Capital Funds ('VCF') held under AFS category where current quotations are not available are marked to market based on the Net Asset Value ('NAV') shown by VCF as per the latest audited financials of the fund. In case the audited financials are not available for a period beyond 18 months, the investments are valued at ₹1 per VCF. Investment in unquoted VCF after 23 August, 2006 are categorised under HTM category for the initial period of three years and valued at cost as per RBI guidelines and
- In case investments in security receipts on or after 1 April, 2017 which are backed by more than 50 percent of the stressed assets sold by the Bank, provision for depreciation in value is made at the is higher of - provisioning rate required in terms of net asset value declared by the Reconstruction Company ('RC')/Securitisation Company ('SC') or the provisioning rate as per the extant asset classification and provisioning norms as applicable to the underlying loans, assuming that the loan notionally continued in the books of the bank. All other investments in security receipts are valued as per the NAV obtained from the issuing RC/SCs.

Investments in subsidiaries/joint ventures are categorised as HTM and assessed for impairment to determine permanent diminution, if any, in accordance with the RBI guidelines.

Realised gains on investments under the HTM category are recognised in the Profit and Loss Account and subsequently appropriated to Capital Reserve account (net of taxes and transfer to statutory reserves) in accordance with the RBI guidelines. Losses are recognised in the Profit and Loss Account. Realised gains/losses on investments under the AFS and HFT category are recognised in the Profit and Loss Account.

All investments are accounted for on settlement date, except investments in equity shares which are accounted for on trade date.

Repurchase and reverse repurchase transactions

Repurchase and reverse repurchase transactions in government securities and corporate debt securities including those conducted under the Liquidity Adjustment Facility ('LAF') and Marginal Standby Facility ('MSF') with RBI are accounted as collateralised borrowing and lending respectively. Borrowing cost on repo transactions is accounted as interest expense and revenue on reverse repo transactions is accounted as interest income.

Short Sales

In accordance with the RBI guidelines, the Bank undertakes short sale transactions in Central Government dated securities. The short positions are reflected in 'Securities Short Sold ('SSS') A/c', specifically created for this purpose. Such short positions are categorised under HFT category and netted off from investments in the Balance Sheet. These positions are marked-to-market along with the other securities under HFT portfolio and the resultant mark-to-market gains/losses are accounted for as per the relevant RBI guidelines for valuation of investments discussed earlier.

Subsidiaries

Investments are initially recognised at cost which comprises purchase price and directly attributable acquisition charges such as brokerage, fees and duties.

Investments which are readily realisable and intended to be held for not more than one year from the date on which such investments are made, are classified as current investments. All other investments are classified as long term investments.

Current investments are carried in the financial statements at lower of cost and fair value determined on an individual investment basis. Any reduction in the carrying amount and any reversal of such reductions are charged or credited to the Profit and Loss Account.

Long term investments are stated at cost. Provision is made to recognise a decline, other than temporary, in the value of such investments.

4.2 Advances

Axis Bank Ltd.

Advances are classified into performing and non-performing advances ('NPAs') as per the RBI guidelines and are stated net of bills rediscounted, inter-bank participation certificates, specific provisions made towards NPAs, interest in suspense for NPAs, claims received from Export Credit Guarantee Corporation, provisions for funded interest on term loan classified as NPAs, provisions in lieu of diminution in the fair value of restructured assets and floating provisions.

NPAs are classified into sub-standard, doubtful and loss assets based on the criteria stipulated by the RBI. Advances held at the overseas branches that are identified as impaired as per host country regulations for reasons other than record of recovery, but which are standard as per the RBI guidelines, are classified as NPAs to the extent of amount outstanding in the host country. Provisions for NPAs are made for sub-standard and doubtful assets at rates as prescribed by the RBI with the exception for agriculture advances and schematic retail advances. In respect of schematic retail advances, provisions are made in terms of a bucket-wise policy upon reaching specified stages of delinquency (90 days or more of delinquency) under each type of loan, which satisfies the RBI prudential norms on provisioning. Provisions in respect of agriculture advances classified into sub-standard and doubtful assets are made at rates which are higher than those prescribed by the RBI. Provisions for advances booked in overseas branches, which are standard as per the RBI guidelines but are classified as NPAs based on host country guidelines, are made as per the host country regulations.

Restructured assets are classified and provided for in accordance with the guidelines issued by RBI from time to time.

In addition to the above, the Bank on a prudential basis, makes provision for expected losses against advances or other exposures to specific assets/industry/sector either on a case-by-case basis or for a group of assets, based on specific information or general economic environment. These are classified as contingent provision and included under Schedule 5 - Other Liabilities in the Balance Sheet.

Loss assets and unsecured portion of doubtful assets are provided/written off as per the extant RBI guidelines.

Amounts recovered against debts written off are recognised in the Profit and Loss account.

The Bank holds provision in accordance with the RBI guidelines, on assets where change in ownership under Strategic Debt Restructuring (SDR) scheme/Outside SDR scheme has been implemented or Scheme for Sustainable Structuring of Stressed Asset (S4A) has been implemented. In respect of borrowers classified as non-cooperative and willful defaulters, the Bank makes accelerated provisions as per extant RBI guidelines.

For entities with Unhedged Foreign Currency Exposure (UFCE), provision is made in accordance with the guidelines issued by RBI, which requires to ascertain the amount of UFCE, estimate the extent of likely loss and estimate the riskiness of unhedged position. This provision is classified under Schedule 5 – Other Liabilities in the Balance Sheet.

The Bank maintains a general provision on standard advances at the rates prescribed by RBI. In case of overseas branches, general provision on standard advances is maintained at the higher of the levels stipulated by the respective overseas regulator or RBI.

Under its home loan portfolio, the Bank offers housing loans with certain features involving waiver of Equated Monthly Installments ('EMIs') of a specific period subject to fulfilment of a set of conditions by the borrower. The Bank makes provision against the probable loss that could be incurred in future on account of waivers to eligible borrowers in respect of such loans based on actuarial valuation conducted by an independent actuary. This provision is classified under Schedule 5 – Other Liabilities in the Balance Sheet.

Axis Finance Ltd.

Advances are classified into performing and non-performing advances ('NPAs') as per the RBI guidelines and are stated net of specific provisions made towards NPAs. Further, NPAs are classified into sub-standard, doubtful and loss assets based on the criteria stipulated by the RBI. Provisions for NPAs are made at rates as prescribed by the RBI.

Non-performing loans are written off / provided for, as per management estimates, subject to the minimum provision required as per Non-Banking Financial Company - Systemically Important Non-Deposit taking Company and Deposit taking Company (Reserve Bank) Directions, 2016.

Provision on Standard Assets i.e. loans and advances is made at 0.40%.

4.3 Country risk

Axis Bank Ltd.

In addition to the provisions required to be held according to the asset classification status, provisions are held for individual country exposure (other than for home country as per the RBI guidelines). The countries are categorised into seven risk categories namely insignificant, low, moderate, high, very high, restricted and off-credit and provision is made on exposures exceeding 180 days on a graded scale ranging from 0.25% to 100%. For exposures with contractual maturity of less than 180 days, 25% of the normal provision requirement is held. If the net funded exposure of the Bank in respect of each country does not exceed 1% of the total assets, no provision is maintained on such country exposure in accordance with RBI guidelines.

4.4 Securitisation

Axis Bank Ltd.

The Bank enters into purchase/sale of corporate and retail loans through direct assignment/Special Purpose Vehicle ('SPV'). In most cases, post securitisation, the Bank continues to service the loans transferred to the assignee/SPV. The Bank also provides credit enhancement in the form of cash collaterals and/or by subordination of cash flows to Senior Pass Through Certificate ('PTC') holders. In respect of credit enhancements provided or recourse obligations (projected delinquencies, future servicing etc.) accepted by the Bank, appropriate provision/disclosure is made at the time of sale in accordance with AS-29, Provisions, Contingent Liabilities and Contingent Assets as notified under Section 133 of the Companies Act, 2013 read together with paragraph 7 of the Companies (Accounts) Rules, 2014 and the Companies (Accounting Standards) Amendment Rules, 2016.

In accordance with RBI guidelines of 7 May, 2012 on 'Guidelines on Securitisation of Standard Assets', gain on securitisation transaction is recognised over the period of the underlying securities issued by the SPV as prescribed under RBI guidelines. Loss on securitisation is immediately debited to the Profit and Loss Account.

4.5 Foreign currency transactions

Axis Bank Ltd.

In respect of domestic operations, transactions denominated in foreign currencies are accounted for at the rates prevailing on the date of the transaction. Monetary foreign currency assets and liabilities are translated at the Balance Sheet date at rates notified by Foreign Exchange Dealers Association of India ('FEDAI'). All profits/losses resulting from year end revaluations are recognised in the Profit and Loss Account.

Financial statements of foreign branches classified as non-integral foreign operations as per the RBI guidelines are translated as follows:

- Assets and liabilities (both monetary and non-monetary as well as contingent liabilities) are translated at closing exchange rates notified by FEDAI at the Balance Sheet date.
- Income and expenses are translated at the rates prevailing on the date of the transactions.
- All resulting exchange differences are accumulated in a separate 'Foreign Currency Translation Reserve' till the disposal of the net investments. Any realised gains or losses on such disposal are recognised in the Profit and Loss Account.

Outstanding forward exchange contracts including tom/spot contracts (excluding currency swaps undertaken to hedge foreign currency assets/liabilities and funding swaps which are not revalued) are revalued at year end on PV basis by discounting the forward value till spot date and converting the FCY amount using the respective spot rates as notified by FEDAI. The resulting gains or losses on revaluation are included in the Profit and Loss Account in accordance with RBI/FEDAI guidelines.

Premium/discount on currency swaps undertaken to hedge foreign currency assets and liabilities and funding swaps is recognised as interest income/expense and is amortised on a pro-rata basis over the underlying swap period.

Contingent liabilities on account of forward exchange and derivative contracts, guarantees, acceptances, endorsements and other obligations denominated in foreign currencies are disclosed at closing rates of exchange notified by FEDAI.

Subsidiaries

Transactions in foreign currencies are recorded at the exchange rate prevailing on the date of the transactions. Monetary assets and liabilities denominated in foreign currencies as at the Balance Sheet date are translated at the closing rate on that date. Non-monetary items, which are measured in terms of historical cost denominated in a foreign currency, are reported using the exchange rate at the date of the transaction. Non-monetary items, which are measured at fair value or other similar valuation denominated in a foreign currency, are translated using the exchange rate at the date when such value was determined. The exchange differences, if any, either on settlement or translation are recognised in Profit and Loss Account.

4.6 Derivative transactions

Axis Bank Ltd.

Derivative transactions comprise of forward contracts, swaps and options which are disclosed as contingent liabilities. The forwards, swaps and options are categorised as trading or hedge transactions. Trading derivative contracts are revalued at the Balance Sheet date with the resulting unrealised gain or loss being recognised in the Profit and Loss Account and correspondingly in other assets (representing positive Mark-to-Market) and in other liabilities (representing negative Mark-to-Market (MTM)) on a gross basis. For hedge transactions, the Bank identifies the hedged item (asset or liability) at the inception of transaction itself. The effectiveness is ascertained at the time of inception of the hedge and periodically thereafter. Hedge swaps are accounted for on accrual basis except in case of swaps designated with an asset or liability that is carried at market value or lower of cost or market value in the financial statements. In such cases the swaps are marked-to-market with the resulting gain or loss recorded as an adjustment to the market value of designated asset or liability. Pursuant to the RBI guidelines any receivables under derivative contracts comprising of crystallised receivables as well as positive MTM in respect of future receivables which remain overdue for more than 90 days are reversed through the Profit and Loss account and are held in separate Suspense Account.

Currency futures contracts are marked-to-market using daily settlement price on a trading day, which is the closing price of the respective futures contracts on that day. While the daily settlement price is computed based on the last half an hour weighted average price of such contract, the final settlement price is taken as the RBI reference rate on the last trading day of the futures contract or as may be specified by the relevant authority from time to time. All open positions are marked-to-market based on the settlement price and the resultant marked-to-market profit/loss is daily settled with the exchange.

Valuation of Exchange Traded Currency Options (ETCO) is carried out on the basis of the daily settlement price of each individual option provided by the exchange and valuation of Interest Rate Futures (IRF) is carried out on the basis of the daily settlement price of each contract provided by the exchange.

4.7 Revenue recognition

Axis Bank Ltd.

Interest income is recognised on an accrual basis in accordance with AS-9, Revenue Recognition as notified under Section 133 of the Companies Act, 2013 read together with paragraph 7 of the Companies (Accounts) Rules, 2014, the Companies (Accounting Standards) Amendment Rules, 2016 and the RBI guidelines except in the case of interest income on non-performing assets and loans under Strategic Debt Restructuring (SDR) scheme and Scheme for Sustainable Structuring of Stressed Asset (S4A) of RBI, where it is recognised on receipt basis if overdue for more than 90 days. Income on non-coupon bearing or low-coupon bearing discounted instruments is recognised over the tenor of the instrument on a constant yield basis.

Guarantee commission is recognised on a pro-rata basis over the period of the guarantee. Locker rent and annual fees for credit cards are recognised on a straight-line basis over the period of contract. Arrangership/syndication fee is accounted for on completion of the agreed service and when right to receive is established. Other fees and commission income are recognised when due.

Interest income on investments in PTCs is recognized on a constant yield basis.

Dividend is accounted on an accrual basis when the right to receive the dividend is established.

Gain/loss on sell down of loans and advances through direct assignment is recognised at the time of sale.

Fees paid/received for Priority Sector Lending Certificates ('PSLC') is amortised on straight-line basis over the tenor of the certificate.

In accordance with RBI guidelines on sale of non-performing advances, if the sale is at a price below the net book value (i.e. book value less provisions held), the shortfall is charged to the Profit and Loss Account. If the sale is for a value higher than the net book value, the excess provision is credited to the Profit and Loss Account in the year the amounts are received.

The Bank deals in bullion business on a consignment basis. The difference between the price recovered from customers and cost of bullion is accounted for at the time of sale to the customers. The Bank also deals in bullion on a borrowing and lending basis and the interest paid/received is accounted on an accrual basis.

Subsidiaries

Revenue is recognised to the extent that it is probable that the economic benefits will flow to the Company and the revenue can be reliably measured. Fee income is recognised on the basis of accrual when all the services are performed.

Interest income is recognised on an accrual basis.

Dividend income is recognised when the right to receive payment is established by the Balance Sheet date.

Income from sale of investments is determined on weighted average basis and recognised on the trade date basis.

Axis Capital Limited

Brokerage income in relation to stock broking activity is recognised as per contracted rates at the execution of transactions on behalf of the customers on a trade date basis. Gains/losses on dealing in securities are recognised on a trade date basis.

Revenue from issue management, loan syndication, financial advisory services is recognised based on the stage of completion of assignments and terms of agreement with the client.

Selling commissions/brokerage generated from primary market operations i.e. procuring subscriptions from investors for public offerings of companies, mutual funds, etc. are recorded on determination of the amount due to the Company, once the allotment of securities are completed.

Axis Trustee Services Limited

Annual Fees for trusteeship services and servicing fees are recognised, on a straight line basis, over the period when services are performed. Initial acceptance fee is recognised as and when the 'Offer Letter' for the services to be rendered is accepted by the customer.

Advisory service fees on family office service are recognised as and when the activities defined in the accepted offer letter are completed.

Axis Asset Management Company Limited

Management fees are recognised on accrual basis at specific rates, applied on the average daily net assets of each scheme. The fees charged are in accordance with the terms of scheme information documents of respective schemes and are in line with the provisions of SEBI (Mutual Funds) Regulations, 1996 as amended from time to time.

Management fees from Portfolio Management Services, Alternate Investment Fund and Investment advisory fees-offshore are recognized on an accrual basis as per the terms of the contract with the customers.

Axis Mutual Fund Trustee Limited

Trustee fee is recognised on accrual basis, at the specific rates/amount approved by the Board of Directors of the Company, within the limits specified under the Deed of Trust, and is applied on the net assets of each scheme of Axis Mutual Fund.

Axis Finance Limited

Interest and other dues are accounted on accrual basis except in the case of non-performing loans where it is recognised upon realisation, as per the income recognition and asset classification norms prescribed by the RBI.

Income on discounted instruments is recognised over the tenure of the instrument on a straight-line method.

Axis Securities Limited

Business sourcing and resource management fee is recognised on accrual basis when all the services are performed.

Income from subscription plan to the extent of account opening fees is recognised upfront and balance is amortised over the validity of plan.

Selling commissions/brokerage generated from primary market operations i.e. procuring subscriptions from investors for public offerings of companies, mutual funds etc. are recorded on determination of the amount due to the company, once the allotment of securities are completed.

Brokerage income on securities is recognised as per contracted rates at the execution of transactions on behalf of the customers on the trade date. Gains/losses on dealing in securities are recognised on trade date basis.

Depository fees are recognised on completion of the transaction.

Portfolio management fees are accounted on accrual basis as follows:

In case of fees based on fixed percentage of the corpus/fixed amount, income is accrued at the end of the quarter/month.

In case of fees, based on the returns of the portfolio, income is accounted on each anniversary as per the agreement.

A.Treds Ltd.

Onboarding Fee is one time fee and is recognized at the time of onboarding of Buyer, Seller or financier. Transaction fee is recurring in nature and is recognised on time proportion basis over the period of tenure of transaction.

Freecharge Payment Technologies Private Ltd.

Revenue from commission income

Merchant Discount Rate (MDR) Revenue from wallet transaction is recognised on the basis of successful pay-out of wallet usage to the respective merchants. The transactions are settled on a daily basis with the merchant, net of MDR revenue. The taxes (Service tax / GST) collected on behalf of the government are not economic benefits flowing to the Company, hence, excluded from revenue.

Revenue from payment and storage service

The revenue from payment & storage service is recognised for providing PG aggregation service and as a payments platform for transactions of the merchant executed through payment gateway. The Company collects revenue on the basis of the payment gateway transactions routed through its payment platform on a monthly basis.

Other operating revenue

Revenues from ancillary activities like convenience fee, commission income etc, are recognised upon rendering of services.

Accelyst Solutions Private Ltd.

Revenue from commission income

Revenues from operating an internet portal providing recharge and bill payment services is recognised upon successful recharge / payment confirmation for the transactions executed. The taxes collected by company on behalf of the government are not economic benefits flowing to the Company, hence, excluded from revenue.

Other operating revenue

Revenues from ancillary activities e.g. freefund code generation fees, convenience fee, sale of coupons and vendor's application installation etc. is recognised upon rendering of services. Upon expiry of validity of freefund codes sold by company, income is recognised to the extent of value of such codes.

4.8 Scheme expenses

Axis Asset Management Company Ltd.

Fund Expenses

Expenses of schemes of Axis Mutual Fund in excess of the stipulated limits as per SEBI (Mutual Fund) Regulations, 1996 and expenses incurred directly (inclusive of advertisement/brokerage expenses) on behalf of schemes of Axis Mutual Fund are charged to the Profit and Loss Account.

New fund offer expenses

Expenses relating to new fund offer of Axis Mutual Fund are charged to the Profit and Loss Account in the year in which they are incurred.

Brokerage

Clawbackable brokerages paid by the Company in advance is charged to the statement of Profit and Loss account over the claw-back period/tenure of the respective scheme. The unamortized portion of the clawbackable brokerage is carried forward as prepaid expense.

Upfront brokerage on closed ended and fixed tenure schemes is amortized over the tenure of the respective scheme and in case of Equity Linked Saving Scheme (ELSS), upfront brokerage is amortized over 3 years. The unamortized portion of the brokerage is carried forward as prepaid expense. Any other brokerage is expensed out in the year in which they are incurred.

Brokerage paid on certain PMS products are amortised over the exit load period. Unamortised portion of brokerage is carried forward as prepaid expenses.

Brokerage paid on Alternate Investment Fund schemes is amortized over the minimum tenure of the scheme. The unamortized portion of the brokerage is carried forward as prepaid expense.

4.9 Fixed assets and depreciation/impairment

Group

Fixed assets are carried at cost of acquisition less accumulated depreciation and impairment, if any. Cost includes initial handling and delivery charges, duties, taxes and incidental expenses related to the acquisition and installation of the asset.

Capital work-in-progress includes cost of fixed assets that are not ready for their intended use and also includes advances paid to acquire fixed assets.

Depreciation is provided over the estimated useful life of a fixed asset on the straight-line method from the date of addition. The management believes that depreciation rates currently used fairly reflect its estimate of the useful lives and residual values of fixed assets based on historical experience of the Group, though these rates in certain cases are different from lives prescribed under Schedule II of Companies Act, 2013.

Asset	Estimated useful life
Owned premises	60 years
Computer hardware including printers	3 years
Application software	5 years
Vehicles	4 years
EPABX, telephone instruments	8 years
CCTV and video conferencing equipment	3 years
Mobile phone	2 years
Locker cabinets/cash safe/strong room door	10 years
Modem, scanner, routers, hubs, switches, racks/cabinets for IT equipment	5 years
UPS, VSAT, fax machines	5 years
Cheque book/cheque encoder, currency counting machine, fake note detector	5 years
Assets at staff residence	3 years
All other fixed assets	10 years

Depreciation on assets sold during the year is recognised on a pro-rata basis to the Profit and Loss Account till the date of sale.

Profit on sale of premises is appropriated to Capital Reserve account (net of taxes and transfer to statutory reserve) in accordance with RBI instructions.

The carrying amounts of assets are reviewed at each Balance Sheet date to ascertain if there is any indication of impairment based on internal/external factors. An impairment loss is recognised wherever the carrying amount of an asset exceeds its recoverable amount. The recoverable amount is the greater of the asset's net selling price and value in use. In assessing value in use, the estimated future cash flows are discounted to their present value at the weighted average cost of capital. After impairment, depreciation is provided on the revised carrying amount of the asset over its remaining useful life.

4.10 Non-banking assets

Non-banking assets ('NBAs') acquired in satisfaction of claims are carried at lower of net book value and net realizable value.

4.11 Lease transactions

Group

Leases where the lessor effectively retains substantially all the risks and benefits of ownership over the lease term are classified as operating lease. Lease payments for assets taken on operating lease are recognised as an expense in the Profit and Loss Account on a straight-line basis over the lease term.

4.12 Retirement and other employee benefits

Provident Fund

Axis Bank Ltd.

Retirement benefit in the form of provident fund is a defined benefit plan wherein the contributions are charged to the Profit and Loss Account of the year when the contributions to the fund are due and when services are rendered by the employees. Further, an actuarial valuation is conducted by an independent actuary using the Projected Unit Credit Method as at 31 March each year to determine the deficiency, if any, in the interest payable on the contributions as compared to the interest liability as per the statutory rate. Actuarial gains/losses are immediately taken to the Profit and Loss Account and are not deferred.

Subsidiaries

Retirement benefit in the form of provident fund is a defined contribution scheme. The Company has no obligation, other than the contribution payable to the provident fund. The Company recognises contribution payable to the provident fund scheme as an expenditure, when an employee renders the related service.

Gratuity

Axis Bank Ltd.

The Bank contributes towards gratuity fund (defined benefit retirement plan) administered by various insurers for eligible employees. Under this scheme, the settlement obligations remain with the Bank, although various insurers administer the scheme and determine the contribution premium required to be paid by the Bank. The plan provides a lump sum payment to vested employees at retirement or termination of employment based on the respective employee's salary and the years of employment with the Bank. Liability with regard to gratuity fund is accrued based on actuarial valuation conducted by an independent actuary using the Projected Unit Credit Method as at 31 March each year. In respect of employees at overseas branches (other than expatriates) liability with regard to gratuity is provided on the basis of a prescribed method as per local laws, wherever applicable. Actuarial gains/losses are immediately taken to the Profit and Loss Account and are not deferred.

Subsidiaries

Gratuity liability is a defined benefit obligation and is provided for on the basis of an actuarial valuation using Projected Unit Credit Method made at the end of each financial year. Actuarial gains/losses are immediately taken to the Profit and Loss Account and are not deferred.

Compensated Absences

Group

The Group provides for compensated absences based on actuarial valuation conducted by an independent actuary. The actuarial valuation is carried out as per the Projected Unit Credit Method as at 31 March each year. Actuarial gains/losses are immediately taken to the Profit and Loss Account and are not deferred.

Superannuation

Axis Bank Ltd.

Employees of the Bank are entitled to receive retirement benefits under the Bank's Superannuation scheme either under a cash-out option through salary or under a defined contribution plan. Through the defined contribution plan the Bank contributes annually a specified sum of 10% of the employee's eligible annual basic salary to LIC, which undertakes to pay the lumpsum and annuity benefit payments pursuant to the scheme. Superannuation contributions are recognised in the Profit and Loss Account in the period in which they accrue.

New Pension Scheme ('NPS')

Group

In respect of employees who opt for contribution to the 'NPS', the Group contributes certain percentage of the total basic salary of employees to the aforesaid scheme, a defined contribution plan, which is managed and administered by pension fund management companies. NPS contributions are recognised in the Profit and Loss Account in the period in which they accrue.

4.13 Long Term Incentive Plan (LTIP)

Axis Asset Management Company Ltd.

The Company has initiated Axis AMC - Long Term Incentive plan. The points granted to employees as per the guidelines laid down in the plan are encashable after they are held for a specified period as per the terms of the plan. The Company accounts for the liability arising on points granted proportionately over the period from the date of grant till the end of the exercise window. The liability is assessed and provided on the basis of valuation carried out by an independent valuer.

4.14 Reward points

Axis Bank Ltd.

The Bank runs a loyalty program which seeks to recognize and reward customers based on their relationship with the Bank. Under the program, eligible customers are granted loyalty points redeemable in future, subject to certain conditions. In addition, the Bank continues to grant reward points in respect of certain credit cards (not covered under the loyalty program). The Bank estimates the probable redemption of such loyalty/reward points using an actuarial method at the Balance Sheet date by employing an independent actuary. Provision for the said reward points is then made based on the actuarial valuation report as furnished by the said independent actuary.

4.15 Taxation

Group

Income tax expense is the aggregate amount of current tax and deferred tax charge. Current year taxes are determined in accordance with the relevant provisions of Income tax Act, 1961. In case of overseas subsidiary the local tax laws prevailing in that country are followed. Deferred income taxes reflect the impact of current year timing differences between taxable income and accounting income for the year and reversal of timing differences of earlier years.

Deferred tax is measured based on the tax rates and the tax laws enacted or substantively enacted at the Balance Sheet date. Deferred tax assets and deferred tax liabilities are offset, if a legally enforceable right exists to set off assets against liabilities representing current tax and the deferred tax assets and deferred tax liabilities relate to the taxes on income levied by same governing taxation laws.

Deferred tax assets are recognised only to the extent that there is reasonable certainty that sufficient future taxable income will be available against which such deferred tax assets can be realised. The impact of changes in the deferred tax assets and liabilities is recognised in the Profit and Loss Account.

Deferred tax assets are recognised and reassessed at each reporting date, based upon the Management's judgement as to whether realisation is considered as reasonably certain. Deferred tax assets are recognised on carry forward of unabsorbed depreciation and tax losses only if there is virtual certainty supported by convincing evidence that such deferred tax asset can be realised against future profits.

4.16 Share issue expenses

Group

Share issue expenses are adjusted from Share Premium Account in terms of Section 52 of the Companies Act, 2013.

4.17 Earnings per share

Group

The Bank reports basic and diluted earnings per share in accordance with AS-20, Earnings per Share, as notified under Section 133 of the Companies Act, 2013 read together with paragraph 7 of the Companies (Accounts) Rules, 2014 and the Companies (Accounting Standards) Amendment Rules, 2016. Basic earnings per share is computed by dividing the net profit after tax by the weighted average number of equity shares outstanding for the year.

Diluted earnings per share reflect the potential dilution that could occur if securities or other contracts to issue equity shares were exercised or converted during the year. Diluted earnings per share is computed using the weighted average number of equity shares and dilutive potential equity shares outstanding at the year end except where the results are anti-dilutive.

4.18 Employee stock option scheme

Axis Bank Ltd.

The 2001 Employee Stock Option Scheme ('the Scheme') provides for grant of stock options on equity shares of the Bank to employees and Directors of the Bank and its subsidiaries. The Scheme is in accordance with the Securities and Exchange Board of India (SEBI) (Employees Stock Option Scheme and Employee Stock Purchase Scheme) Guidelines, 1999 ('the Guidelines'). These Guidelines have been repealed in the month of October, 2014 and were substituted by Securities and Exchange Board of India (Share Based Employee Benefits) Regulations, 2014. The Scheme is in compliance with the said regulations. The Bank follows the intrinsic value method to account for its stock based employee compensation plans as per the Guidelines. Options are granted at an exercise price, which is equal to/less than the fair market price of the underlying equity shares. The excess of such fair market price over the exercise price of the options as at the grant date, if any, is recognised as a deferred compensation cost and amortised on a straight-line basis over the vesting period of such options.

The fair market price is the latest available closing price, prior to the date of grant, on the stock exchange on which the shares of the Bank are listed. If the shares are listed on more than one stock exchange, then the stock exchange where there is highest trading volume on the said date is considered.

4.19 Provisions, contingent liabilities and contingent assets

Group

A provision is recognised when the Group has a present obligation as a result of past event where it is probable that an outflow of resources will be required to settle the obligation, in respect of which a reliable estimate can be made. Provisions are not discounted to its present value and are determined based on best estimate required to settle the obligation at the Balance Sheet date. These are reviewed at each Balance Sheet date and adjusted to reflect the current best estimates.

A disclosure of contingent liability is made when there is:

- a possible obligation arising from a past event, the existence of which will be confirmed by occurrence or non-occurrence of one or more uncertain future events not within the control of the Group; or
- a present obligation arising from a past event which is not recognised as it is not probable that an outflow of resources will be required to settle the obligation or a reliable estimate of the amount of the obligation cannot be made.

When there is a possible obligation or a present obligation in respect of which the likelihood of outflow of resources is remote, no provision or disclosure is made.

Contingent assets are not recognised in the financial statements. However, contingent assets are assessed continually and if it is virtually certain that an inflow of economic benefits will arise, the asset and related income are recognised in the period in which the change occurs.

4.20 Cash and cash equivalents

Group

Cash and cash equivalents include cash in hand, balances with RBI, balances with other banks and money at call and short notice.

18 NOTES FORMING PART OF THE CONSOLIDATED FINANCIAL STATEMENTS FOR THE YEAR ENDED 31 MARCH, 2018

- 1 a) During the year, the Bank raised additional equity capital through a preferential allotment of 165,328,892 shares at a price of ₹525.00 per share. As a consequence, the paid-up share capital of the Bank has increased by ₹33.07 crores and the reserves of the Bank have increased by ₹8,620.73 crores after charging of issue related expenses. Further, the Bank also allotted 45,357,385 convertible warrants carrying a right to the convertible warrant holder to apply for, get issued and allotted one (1) equity share of the Bank of face value ₹2 each, for cash, at a price of ₹565.00 per share against which the Bank has received an amount of ₹640.67 crores upfront representing 25% of the warrant price. The convertible warrants are exercisable upto 18 months from the date of allotment. The funds mobilised from the equity raising were utilised for enhancing the capital adequacy ratio and for general corporate purposes.
- b) Pursuant to approval from the Board of Directors of the Bank accorded on 26 July, 2017, the Bank had entered into an agreement with Jasper Infotech Pvt. Ltd. to acquire 100% stake in its subsidiaries viz. Accelyst Solutions Pvt. Ltd. (ASPL) and Freecharge Payment Technologies Pvt. Ltd. (FPTL), which together constitute the digital payments business under the "Freecharge" brand. Post receipt of RBI approval for the arrangement, the Bank acquired 100% stake in ASPL and FPTL on 6 October, 2017, at an aggregate cash consideration of ₹395.46 crores and consequently the said companies have become wholly owned subsidiaries of the Bank.

Upon consolidation of these subsidiaries in the consolidated financial statements, the excess of cost of acquisition of the subsidiaries over the Group's share in the networth of these subsidiaries as on acquisition date has been recorded as goodwill on consolidation, amounting to ₹293.01 crores.

2 Other Disclosures

2.1.1 'Provisions and contingencies' recognised in the Profit and Loss Account comprise of:

For the year ended	31 March, 2018	31 March, 2017
	▽	
Provision for income tax		
- Current tax	1,951.55	5,188.84
- Deferred tax (Refer 2.1.11)	(1,849.69)	(3,202.06)
	101.86	1,986.78
Provision for non-performing assets (including bad debts written off and write backs)	16,630.57	11,157.06
Provision for restructured assets/strategic debt restructuring/ sustainable structuring	(307.16)	290.53
Provision towards standard assets	(124.37)	364.34
Provision for depreciation in value of investments	(207.67)	244.18
Provision for unhedged foreign currency exposure	(9.30)	(13.88)
Provision for country risk	(19.94)	19.94
Provision for other contingencies*	(443.39)	65.74
Total	15,620.60	14,114.69

* includes contingent provision for advances/other exposures, legal cases and other contingencies

2.1.2 During the year ended 31 March, 2018, the Bank raised debt instruments eligible for Tier-I/Tier-II capital, the details of which are set out below:

Instrument	Capital	Date of maturity	Period	Coupon	Amount
Subordinated debt	Tier-II	15 June, 2027	120 months	7.66%	₹5,000 crores
Perpetual debt	Additional Tier I	-*	-	8.75%	₹3,500 crores

*Call option on expiry of 60 months from the date of allotment

During the year ended 31 March, 2017, the Bank raised debt instruments eligible for Tier-I/Tier-II capital, the details of which are set out below:

Instrument	Capital	Date of maturity	Period	Coupon	Amount
Perpetual debt	Additional Tier-I	-*	-	8.75%	₹3,500 crores
Subordinated debt	Tier-II	27 May, 2026	120 months	8.50%	₹2,430 crores
Subordinated debt	Tier-II	23 November, 2026	120 months	7.84%	₹1,800 crores

*Call option on expiry of 60 months from the date of allotment

During the year ended 31 March, 2018, the Bank redeemed debt instruments eligible for Tier-I/Tier-II capital, the details of which are set out below:

Instrument	Capital	Date of maturity	Period	Coupon	Amount
Upper Tier-II	Tier-II	28 June, 2017*	180 months	7.125%	\$60 million

* represents call date

During the year ended 31 March, 2017, the Bank redeemed debt instruments eligible for Tier-II capital, the details of which are set out below:

Instrument	Capital	Date of maturity	Period	Coupon	Amount
Subordinated debt	Tier-II	28 June, 2016	120 months	9.10%	₹104.90 crores
Upper Tier-II	Tier-II	11 August, 2016*	180 months	7.25%	\$150 million
Perpetual debt	Tier-I	30 September, 2016*	-	10.05%	₹214.00 crores
Perpetual debt	Tier-I	16 November, 2016*	-	7.17%	\$46 million
Upper Tier-II	Tier-II	24 November, 2016*	180 months	9.35%	₹200.00 crores
Upper Tier-II	Tier-II	6 February, 2017*	180 months	9.50%	₹107.50 crores
Subordinated debt	Tier-II	30 March, 2017	120 months	10.10%	₹250.90 crores

* represents call date

2.1.3 Divergence in Asset Classification and Provisioning for NPAs

- The Bank classifies advances into performing and non-performing advances (NPAs) as per the RBI guidelines. NPAs are identified and provided for based on RBI's Prudential Norms on Income Recognition, Asset Classification and Provisioning.
- Based on application of RBI's prudential norms as stated above, the Bank classified and made the prescribed provisions against the NPAs as at the end of 31 March, 2017.
- As part of its Risk Based Supervision exercise for FY 2016-17, the RBI pointed out certain modifications in the Banks' asset classification and provisioning as detailed in the table below:

Sr. No.	Particulars	(₹ in crores)
1	Gross NPAs as on 31 March, 2017, as reported by the Bank	21,280.48
2	Gross NPAs as on 31 March, 2017, as assessed by RBI	26,913.28
3	Divergence in Gross NPAs (2-1)	5,632.80
4	Net NPAs as on 31 March, 2017, as reported by the Bank	8,626.55
5	Net NPAs as on 31 March, 2017, as assessed by RBI	12,943.65
6	Divergence in Net NPAs (5-4)	4,317.10
7	Provisions for NPAs as on 31 March, 2017, as reported by the Bank	12,205.72
8	Provisions for NPAs as on 31 March, 2017, as assessed by RBI	13,521.42
9	Divergence in provisioning (8-7)	1,315.70
10	Reported Net Profit after Tax (PAT) for the year ended 31 March, 2017	3,679.28
11	Adjusted (notional) Net Profit after Tax (PAT) for the year ended 31 March, 2017 after taking into account the divergence in provisioning	2,793.95

- The Bank has duly considered the impact of the above in the Financial Statements for the year ended 31 March, 2018.

2.1.4 Earnings Per Share ('EPS')

The details of EPS computation is set out below:

As at	31 March, 2018	31 March, 2017
	▽	
Basic and Diluted earnings for the year (Net profit after tax) (₹ in crores)	455.82	3,953.03
Basic weighted average no. of shares (in crores)	244.51	238.93
Add: Equity shares for no consideration arising on grant of stock options under ESOP (in crores)	0.75	0.94
Diluted weighted average no. of shares (in crores)	245.26	239.87
Basic EPS (₹)	1.86	16.54
Diluted EPS (₹)	1.86	16.48
Nominal value of shares (₹)	2.00	2.00

Dilution of equity is on account of 7,517,504 (previous year 9,429,479) stock options.

2.1.5 Employee Stock Options Scheme ('the Scheme')

In February 2001, pursuant to the approval of the shareholders at the Extraordinary General Meeting, the Bank approved an Employee Stock Option Scheme. Under the Scheme, the Bank is authorised to issue upto 65,000,000 equity shares to eligible employees. Eligible employees are granted an option to purchase shares subject to vesting conditions. Further, over the period June 2004 to July 2013, pursuant to the approval of the shareholders at Annual General Meetings, the Bank approved an ESOP scheme for additional options aggregating 175,087,000. The options vest in a graded manner over 3 years. The options can be exercised within three/five years from the date of the vesting as the case may be. Within the overall ceiling of 240,087,000 stock options approved for grant by the shareholders as stated earlier, the Bank is also authorised to issue options to employees and directors of the subsidiary companies.

246,272,950 options have been granted under the Scheme till the previous year ended 31 March, 2017.

On 15 May, 2017, the Bank granted 6,885,700 stock options (each option representing entitlement to one equity share of the Bank) to its eligible employees/directors of the Bank/subsidiary companies at a price of ₹503.00 per option.

Stock option activity under the Scheme for the year ended 31 March, 2018 is set out below:

	Options outstanding	Range of exercise prices (₹)	Weighted average exercise price (₹)	Weighted average remaining contractual life (Years)
Outstanding at the beginning of the year	29,711,124	217.33 to 535.00	383.16	3.98
Granted during the year	6,885,750	503.00	503.00	-
Forfeited during the year	(810,120)	306.54 to 535.00	470.15	-
Expired during the year	(57,910)	217.33 to 289.51	275.32	-
Exercised during the year	(6,173,935)	217.33 to 535.00	270.47	-
Outstanding at the end of the year	29,554,909	217.33 to 535.00	432.45	4.22
Exercisable at the end of the year	16,062,159	217.33 to 535.00	378.40	2.85

The weighted average share price in respect of options exercised during the year was ₹524.51.

Stock option activity under the Scheme for the year ended 31 March, 2017 is set out below:

	Options outstanding	Range of exercise prices (₹)	Weighted average exercise price (₹)	Weighted average remaining contractual life (Years)
Outstanding at the beginning of the year	35,527,310	217.33 to 535.00	327.56	3.33
Granted during the year	7,153,000	469.90	469.90	-
Forfeited during the year	(690,050)	217.33 to 535.00	455.72	-
Expired during the year	(74,853)	217.33 to 289.51	257.56	-
Exercised during the year	(12,204,283)	217.33 to 535.00	268.81	-
Outstanding at the end of the year	29,711,124	217.33 to 535.00	383.16	3.98
Exercisable at the end of the year	15,934,524	217.33 to 535.00	319.45	2.41

The weighted average share price in respect of options exercised during the year was ₹507.67.

Fair Value Methodology

On applying the fair value based method in Guidance Note on 'Accounting for Employee Share-based Payments' the impact on reported net profit and EPS would be as follows:

	31 March, 2018 ▽	31 March, 2017
Net Profit (as reported) (₹ in crores)	455.82	3,953.03
Add: Stock based employee compensation expense included in net income (₹ in crores)	-	-
Less: Stock based employee compensation expense determined under fair value based method (proforma) (₹ in crores)	(102.86)	(101.47)
Net Profit (Proforma) (₹ in crores)	352.96	3,851.56
Earnings per share: Basic (in ₹)		
As reported	1.86	16.54
Proforma	1.44	16.12
Earnings per share: Diluted (in ₹)		
As reported	1.86	16.48
Proforma	1.44	16.06

During the years ended, 31 March, 2018 and 31 March, 2017, no cost has been incurred by the Bank on ESOPs issued to the employees of the Bank and employees of subsidiaries under the intrinsic value method.

The fair value of the options is estimated on the date of the grant using the Black-Scholes options pricing model, with the following assumptions:

	31 March, 2018 ▽	31 March, 2017
Dividend yield	1.16%	1.29%
Expected life	2.57-4.57 years	2.57-4.57 years
Risk free interest rate	6.55% to 6.82%	7.15% to 7.39%
Volatility	31.80% to 33.56%	32.92% to 35.75%

Volatility is the measure of the amount by which a price has fluctuated or is expected to fluctuate during a period. The measure of volatility used in the Black-Scholes options pricing model is the annualised standard deviation of the continuously compounded rates of return on the stock over a period of time. For calculating volatility, the daily volatility of the stock prices on the National Stock Exchange, over a period prior to the date of grant, corresponding with the expected life of the options has been considered.

The weighted average fair value of options granted during the year ended 31 March, 2018 is ₹155.53 (previous year ₹153.66).

2.1.6 Proposed Dividend

After making mandatory appropriations to Statutory Reserve, Investment Reserve, Reserve Fund and Capital Reserve, no profits are available for distribution as dividend for the year ended 31 March, 2018. Accordingly, no dividend has been recommended by the Board of Directors for the year ended 31 March, 2018.

Dividend paid during the year, represents dividend (₹5 per equity share) for the year ended 31 March, 2017 paid pursuant to approval of shareholders at Annual General Meeting held on 26 July, 2017.

2.1.7 Segmental Reporting

The business of the Bank is divided into four segments: Treasury, Retail Banking, Corporate/Wholesale Banking and Other Banking Business. These segments have been identified and based on RBI's revised guidelines on Segment Reporting issued on 18 April 2007 vide Circular No. DBOD.No.BP.BC.81/21.04.018/2006-07. The principal activities of these segments are as under.

Segment	Principal Activities
Treasury	Treasury operations include investments in sovereign and corporate debt, equity and mutual funds, trading operations, derivative trading and foreign exchange operations on the proprietary account and for customers. The Treasury segment also includes the central funding unit.
Retail Banking	Constitutes lending to individuals/small businesses through the branch network and other delivery channels subject to the orientation, nature of product, granularity of the exposure and the quantum thereof. Retail Banking activities also include liability products, card services, internet banking, mobile banking, ATM services, depository, financial advisory services and NRI services.
Corporate/Wholesale Banking	Includes corporate relationships not included under Retail Banking, corporate advisory services, placements and syndication, project appraisals, capital market related services and cash management services.
Other Banking Business	Includes para banking activities like third party product distribution and other banking transactions not covered under any of the above three segments.
Unallocated assets and liabilities	All items which are reckoned at an enterprise level are classified under this segment such as deferred tax, money received against share warrants, tax paid in advance net of provision etc.

Business segments in respect of operations of the subsidiaries have been identified and reported taking into account the customer profile, the nature of product and services and the organisation structure.

Revenues of the Treasury segment primarily consist of fees and gains or losses from trading operations and interest income on the investment portfolio. The principal expenses of the segment consist of interest expense on funds borrowed from external sources and other internal segments, premises expenses, personnel costs, other direct overheads and allocated expenses.

Revenues of the Corporate/Wholesale Banking segment consist of interest and fees earned on loans given to customers falling under this segment and fees arising from transaction services and merchant banking activities such as syndication and debenture trusteeship. Revenues of the Retail Banking segment are derived from interest earned on loans classified under this segment and fees for banking and advisory services, ATM interchange fees and cards products. Expenses of the Corporate/Wholesale Banking and Retail Banking segments primarily comprise interest expense on deposits and funds borrowed from other internal segments, infrastructure and premises expenses for operating the branch network and other delivery channels, personnel costs, other direct overheads and allocated expenses.

Segment income includes earnings from external customers and from funds transferred to the other segments. Segment result includes revenue as reduced by interest expense and operating expenses and provisions, if any, for that segment. Segment-wise income and expenses include certain allocations. Inter segment interest income and interest expense represent the transfer price received from and paid to the Central Funding Unit (CFU) respectively. For this purpose, the funds transfer pricing mechanism presently followed by the Bank, which is based on historical matched maturity and internal benchmarks, has been used. Operating expenses other than those directly attributable to segments are allocated to the segments based on an activity-based costing methodology. All activities in the Bank are segregated segment-wise and allocated to the respective segment.

Segmental results are set out below:

	31 March, 2018				(₹ in crores)
	Treasury	Corporate/ Wholesale Banking	Retail Banking	Other Banking Business	Total
Segment Revenue					
Gross interest income (external customers)	11,858.83	15,398.90	19,356.33	-	46,614.06
Other income	2,867.70	3,365.49	4,196.21	1,433.22	11,862.62

(₹ in crores)

31 March, 2018

	Treasury	Corporate/ Wholesale Banking	Retail Banking	Other Banking Business	Total
Total income as per Profit and Loss Account	14,726.53	18,764.39	23,552.54	1,433.22	58,476.68
Add/(less) inter segment interest income	49,386.08	5,402.38	17,298.22	-	72,086.68
Total segment revenue	64,112.61	24,166.77	40,850.76	1,433.22	130,563.36
Less: Interest expense (external customers)	13,375.62	1,155.22	13,072.85	-	27,603.69
Less: Inter segment interest expense	45,761.40	12,352.62	13,972.08	0.58	72,086.68
Less: Operating expenses	393.83	4,004.78	9,941.65	448.10	14,788.36
Operating profit	4,581.76	6,654.15	3,864.18	984.54	16,084.63
Less: Provision for non-performing assets/ others*	1,763.26	11,894.90	1,860.58	-	15,518.74
Segment result	2,818.50	(5,240.75)	2,003.60	984.54	565.89
Less: Provision for tax					101.86
Net Profit before minority interest and earnings from Associate					464.03
Less: Minority Interest					8.21
Add: Share of Profit in Associate					-
Extraordinary profit/loss					-
Net Profit					455.82
Segment assets	227,258.49	236,010.17	230,592.20	813.36	694,674.22
Unallocated assets					9,029.15
Total assets					703,703.37
Segment liabilities	234,071.37	138,435.00	265,852.74	195.25	638,554.36
Unallocated liabilities ⁽¹⁾					941.60
Total liabilities					639,495.96
Net assets	(6,812.88)	97,575.17	(35,260.54)	618.11	64,207.41
Capital Expenditure for the year	16.70	235.20	523.89	18.99	794.78
Depreciation on fixed assets for the year	11.90	173.05	389.98	15.65	590.58

⁽¹⁾ Includes minority interest of ₹69.51 crores

* represents material non-cash items other than depreciation

(₹ in crores)

31 March, 2017

	Treasury	Corporate/ Wholesale Banking	Retail Banking	Other Banking Business	Total
Segment Revenue					
Gross interest income (external customers)	11,684.45	16,364.82	17,125.82	-	45,175.09
Other income	4,467.90	3,421.50	3,239.84	1,292.36	12,421.60
Total income as per Profit and Loss Account	16,152.35	19,786.32	20,365.66	1,292.36	57,596.69
Add/(less) inter segment interest income	48,713.22	5,358.37	18,029.89	-	72,101.48
Total segment revenue	64,865.57	25,144.69	38,395.55	1,292.36	129,698.17
Less: Interest expense (external customers)	12,531.94	949.39	13,308.00	0.01	26,789.34
Less: Inter segment interest expense	47,974.47	11,937.93	12,188.50	0.58	72,101.48
Less: Operating expenses	465.33	3,521.52	8,398.30	340.48	12,725.63
Operating profit	3,893.83	8,735.85	4,500.75	951.29	18,081.72
Less: Provision for non-performing assets/ others*	1,228.96	10,057.64	841.32	-	12,127.92
Segment result	2,664.87	(1,321.79)	3,659.43	951.29	5,953.80
Less: Provision for tax					1,986.77

(₹ in crores)

31 March, 2017

	Treasury	Corporate/ Wholesale Banking	Retail Banking	Other Banking Business	Total
Net Profit before minority interest and earnings from Associate					3,967.03
Less: Minority Interest					14.00
Add: Share of Profit in Associate					-
Extraordinary profit/loss					-
Net Profit					3,953.03
Segment assets	209,880.80	207,804.80	187,276.45	782.46	605,744.51
Unallocated assets					5,717.50
Total assets					611,462.01
Segment liabilities	198,146.86	123,007.05	233,695.38	153.95	555,003.24
Unallocated liabilities ⁽¹⁾					78.42
Total liabilities					555,081.66
Net assets	11,733.94	84,797.75	(46,418.93)	628.51	56,380.35
Capital Expenditure for the year	26.76	215.57	436.60	18.60	697.53
Depreciation on fixed assets for the year	20.84	166.08	325.46	14.29	526.67

⁽¹⁾ Includes minority interest of ₹61.31 crores

* represents material non-cash items other than depreciation

Geographic Segments

(₹ in crores)

Particulars	Domestic		International		Total	
	31 March, 2018	31 March, 2017	31 March, 2018	31 March, 2017	31 March, 2018	31 March, 2017
Revenue	55,799.56	54,750.01	2,677.12	2,848.68	58,476.68	57,596.69
Assets	635,920.35	551,877.12	67,783.02	59,584.89	703,703.37	611,462.01
Capital Expenditure for the year	785.35	696.65	9.43	0.88	794.78	697.53
Depreciation on fixed assets for the year	585.77	521.32	4.81	5.35	590.58	526.67

2.1.8 Related party disclosure

The related parties of the Group are broadly classified as:

a) Promoters

The Bank has identified the following entities as its Promoters.

- Administrator of the Specified Undertaking of the Unit Trust of India (SUUTI)
- Life Insurance Corporation of India (LIC)
- General Insurance Corporation and four Government-owned general insurance companies - New India Assurance Co. Limited, National Insurance Co. Limited, United India Insurance Co. Limited and The Oriental Insurance Co. Limited.

b) Key Management Personnel

- Ms. Shikha Sharma (Managing Director & Chief Executive Officer)
- Mr. V. Srinivasan (Deputy Managing Director)
- Mr. Rajiv Anand [Executive Director (Retail Banking)]
- Mr. Rajesh Dahiya [Executive Director (Corporate Centre)]

c) Relatives of Key Management Personnel

Mr. Sanjaya Sharma, Ms. Usha Bharadwaj, Mr. Tilak Sharma, Ms. Tvisha Sharma, Dr. Sanjiv Bharadwaj, Dr. Prashant Bharadwaj, Dr. Brevis Bharadwaj, Dr. Reena Bharadwaj, Ms. Gayathri Srinivasan, Mr. V. Satish, Ms. Camy Satish, Ms. Ananya Srinivasan, Ms. Anagha Srinivasan, Ms. Geetha N., Ms. Chitra R., Ms. Sumathi N., Mr. S. Ranganathan, Mr. R. Narayan, Ms. Gitanjali Anand, Ms. Tara Anand, Ms. Nandita Anand, Mr. P.L. Narain, Mr. P. Srinivas, Ms. Ratna Rao Shekar, Ms. P. Kamashi, Ms. Hemant Dahiya, Ms. Arooshi Dahiya, Ms. Mallika Dahiya, Ms. Jal Medha, Ms. Pooja Rathi, Mr. Jai Prakash Dahiya.

The details of transactions of the Bank with its related parties during the year ended 31 March, 2018 are given below:

Items/Related Party	(₹ in crores)			Total
	Promoters	Key Management Personnel	Relatives of Key Management Personnel	
Dividend paid	343.52	1.08	-	344.60
Interest paid	545.58	0.22	0.19	545.99
Interest received	0.02	0.77	-	0.79
Investment in non-equity instrument of related party	393.00	-	-	393.00
Investment of related party in the Bank	1,200.00	33.75	-	1,233.75
Investment of related party in Hybrid capital/Bonds of the Bank	-	-	-	-
Redemption of Hybrid capital/Bonds of the Bank	-	-	-	-
Purchase of investments	188.69	-	-	188.69
Sale of investments	868.73	1.12	-	869.85
Management contracts	-	12.18	-	12.18
Contribution to employee benefit fund	16.16	-	-	16.16
Placement of deposits	0.05	-	-	0.05
Non-funded commitments (issued)	0.20	-	-	0.20
Advance granted (net)	-	7.99	-	7.99
Advance repaid	6.50	0.04	-	6.54
Receiving of services	105.28	-	-	105.28
Rendering of services	17.42	0.05	-	17.47
Sale of foreign exchange currency to related party	-	1.29	-	1.29
Other reimbursements from related party	-	-	-	-
Other reimbursements to related party	0.75	-	-	0.75

The balances payable to/receivable from the related parties of the Bank as on 31 March, 2018 are given below:

Items/Related Party	(₹ in crores)			Total
	Promoters	Key Management Personnel	Relatives of Key Management Personnel	
Borrowings from the Bank	-	-	-	-
Deposits with the Bank	6,213.80	4.33	3.46	6,221.59
Placement of deposits	0.43	-	-	0.43
Advances	7.07	18.31	0.04	25.42
Investment in non-equity instruments of related party	205.70	-	-	205.70
Investment of related party in the Bank	135.29	0.50	-	135.79
Non-funded commitments	3.35	-	-	3.35
Investment of related party in Hybrid capital/ Bonds of the Bank	4,300.00	-	-	4,300.00
Payable under management contracts	-	3.70	-	3.70
Other receivables (net)	-	-	-	-
Other payables (net)	-	-	-	-

The maximum balances payable to/receivable from the related parties of the Bank during the year ended 31 March, 2018 are given below:

(₹ in crores)

Items/Related Party	Promoters	Key Management Personnel	Relatives of Key Management Personnel	Total
Borrowings from the Bank	-	-	-	-
Deposits with the Bank	10,153.25	17.12	5.78	10,176.15
Placement of deposits	0.43	-	-	0.43
Advances	16.76	18.31	0.09	35.16
Investment of related party in the Bank	137.76	0.50	-	138.26
Investment in non-equity instrument of the Bank	393.00	-	-	393.00
Non-funded commitments	3.39	-	-	3.39
Investment of related party in Hybrid Capital/Bonds of the Bank	4,300.00	-	-	4,300.00
Payable under management contracts	-	3.70	-	3.70
Other receivables (net)	-	-	-	-
Other payables (net)	-	-	-	-

The details of transactions of the Bank with its related parties during the year ended 31 March, 2017 are given below:

(₹ in crores)

Items/Related Party	Promoters	Key Management Personnel	Relatives of Key Management Personnel	Total
Dividend paid	354.69	0.70	-	355.39
Interest paid	666.31	0.14	0.16	666.61
Interest received	1.61	0.55	-	2.16
Investment in non-equity instrument of related party	110.00	-	-	110.00
Investment of related party in the Bank	-	46.45	-	46.45
Investment of related party in Hybrid capital/Bonds of the Bank	1,050.00	-	-	1,050.00
Redemption of Hybrid capital/Bonds of the Bank	70.00	-	-	70.00
Purchase of investments	-	-	-	-
Sale of investments	758.78	3.52	0.11	762.41
Management contracts	-	11.35	-	11.35
Contribution to employee benefit fund	15.75	-	-	15.75
Purchase of fixed assets	-	-	-	-
Sale of fixed assets	-	-	-	-
Placement of deposits	-	-	-	-
Repayment of deposits	-	-	-	-
Non-funded commitments (issued)	0.05	-	-	0.05
Advance granted (net)	0.67	-	-	0.67
Advance repaid	-	0.20	-	0.20
Receiving of services	100.67	-	-	100.67
Rendering of services	2.43	0.05	-	2.48
Other reimbursements from related party	-	-	-	-
Other reimbursements to related party	0.41	-	-	0.41

The balances payable to/receivable from the related parties of the Bank as on 31 March, 2017 are given below:

Items/Related Party	(₹ in crores)			
	Promoters	Key Management Personnel	Relatives of Key Management Personnel	Total
Borrowings from the Bank	-	-	-	-
Deposits with the Bank	7,951.11	1.90	2.99	7,956.00
Placement of deposits	0.38	-	-	0.38
Advances	13.57	10.35	0.02	23.94
Investment in non-equity instruments of related party	56.10	-	-	56.10
Investment of related party in the Bank	137.76	0.41	-	138.17
Non-funded commitments	3.14	-	-	3.14
Investment of related party in Hybrid capital/ Bonds of the Bank	4,300.00	-	-	4,300.00
Payable under management contracts	-	0.81	-	0.81
Other receivables (net)	-	-	-	-
Other payables (net)	-	-	-	-

The maximum balances payable to/receivable from the related parties of the Bank during the year ended 31 March, 2017 are given below:

Items/Related Party	(₹ in crores)			
	Promoters	Key Management Personnel	Relatives of Key Management Personnel	Total
Borrowings from the Bank	-	-	-	-
Deposits with the Bank	9,003.33	10.82	3.53	9,017.68
Placement of deposits	0.38	-	-	0.38
Advances	25.70	10.52	0.08	36.30
Investment of related party in the Bank	141.89	0.41	-	142.30
Investment in non-equity instrument of the Bank	110.00	-	-	110.00
Non-funded commitments	3.21	-	-	3.21
Investment of related party in Hybrid Capital/Bonds of the Bank	4,355.00	-	-	4,355.00
Payable under management contracts	-	1.37	-	1.37
Other receivables (net)	-	-	-	-
Other payables (net)	-	-	-	-

The significant transactions between the Bank and related parties during the year ended 31 March, 2018 and 31 March, 2017 are given below. A specific related party transaction is disclosed as a significant related party transaction wherever it exceeds 10% of the aggregate value of all related party transactions in that category:

Particulars	(₹ in crores)	
	31 March, 2018	31 March, 2017
	▽	
Dividend paid		
Life Insurance Corporation of India	165.04	174.43
Administrator of the Specified Undertaking of the Unit Trust of India	137.42	137.42
Interest paid		
Life Insurance Corporation of India	502.36	543.21
Administrator of the Specified Undertaking of the Unit Trust of India	10.16	73.12

Particulars	(₹ in crores)	
	31 March, 2018	31 March, 2017
	▽	
Interest received		
Mr. Rajiv Anand	0.73	0.54
New India Assurance Co. Limited	0.02	0.13
Life Insurance Corporation of India	-	1.48
Investment in non-equity instruments of related party		
United India Insurance Co. Limited	393.00	-
National Insurance Co. Limited	-	110.00
Investment of related party in the Bank		
Life Insurance Corporation of India	1,200.00	-
Ms. Shikha Sharma	17.36	29.66
Mr. V. Srinivasan	8.03	12.03
Investment of related party in Hybrid capital/Bonds of the Bank		
Life Insurance Corporation of India	-	1,000.00
Redemption of Hybrid capital/Bonds of the Bank		
General Insurance Corporation Co. Limited	-	50.00
United India Insurance Co. Limited	-	20.00
Purchase of investments		
United India Insurance Co. Limited	188.69	-
Sale of investments		
New India Assurance Co. Limited	421.03	200.00
General Insurance Corporation Co. Limited	230.00	390.00
United India Insurance Co. Limited	157.44	55.09
National Insurance Co. Limited	35.00	50.00
Management contracts		
Ms. Shikha Sharma	4.84	5.42
Mr. V. Srinivasan	3.12	3.36
Mr. Rajiv Anand	2.44	1.50
Mr. Rajesh Dahiya	1.78	1.08
Contribution to employee benefit fund		
Life Insurance Corporation of India	16.16	15.75
Placement of deposits		
Life Insurance Corporation of India	0.05	-
Advance granted (net)		
Mr. Rajesh Dahiya	7.77	-
Life Insurance Corporation of India	-	0.67
Advance repaid		
Life Insurance Corporation of India	6.50	-
Ms. Shikha Sharma	0.04	0.04
Mr. Rajesh Dahiya	-	0.16
Receiving of services		
The Oriental Insurance Co. Limited	66.42	75.00
New India Assurance Co. Limited	27.22	18.09
Life Insurance Corporation of India	10.94	4.80

Particulars	(₹ in crores)	
	31 March, 2018	31 March, 2017
	▽	
Rendering of services		
Life Insurance Corporation of India	16.39	1.45
The Oriental Insurance Co. Limited	0.70	0.61
New India Assurance Co. Limited	0.33	0.37
Sale of foreign exchange currency to related party		
Ms. Shikha Sharma	1.29	-
Other reimbursements to related party		
Life Insurance Corporation of India	0.75	0.41

2.1.9 Leases

Disclosure in respect of assets taken on operating lease

This comprise of office premises/ATMs, cash deposit machines, electronic data capturing machines and IT equipment.

Particulars	(₹ in crores)	
	31 March, 2018	31 March, 2017
	▽	
Future lease rentals payable as at the end of the year:		
- Not later than one year	742.66	700.14
- Later than one year and not later than five years	2,303.58	2,175.20
- Later than five years	1,874.37	1,470.68
Total of minimum lease payments recognised in the Profit and Loss Account for the year	823.91	775.41

There are no provisions relating to contingent rent.

The terms of renewal/purchase options and escalation clauses are those normally prevalent in similar agreements.

There are generally no undue restrictions or onerous clauses in the agreements

2.1.10 Other Fixed Assets (including furniture & fixtures)

The movement in fixed assets capitalised as application software is given below:

Particulars	(₹ in crores)	
	31 March, 2018	31 March, 2017
	▽	
At cost at the beginning of the year	1,100.49	887.14
Additions during the year	247.69	213.39
Deductions during the year	(0.03)	(0.04)
Accumulated depreciation as at 31 March	(892.94)	(719.32)
Closing balance as at 31 March	455.21	381.17
Depreciation charge for the year	173.62	136.56

2.1.11 The major components of deferred tax assets and deferred tax liabilities arising out of timing differences are as under:

As at	31 March, 2018	31 March, 2017
	▽	
Deferred tax assets on account of provisions for doubtful debts	6,637.49	4,739.05
Deferred tax assets on account of amortisation of HTM investments	11.28	12.80
Deferred tax assets on account of provision for employee benefits	121.38	98.36
Deferred tax assets on account of other items	280.44	314.77
Deferred tax assets	7,050.59	5,164.98
Deferred tax liability on account of depreciation on fixed assets	103.46	92.01
Deferred tax liabilities on account of other items	35.81	1.11
Deferred tax liabilities	139.27	93.12
Net deferred tax asset	6,911.32	5,071.86

2.1.12 Employee Benefits

Group

Provident Fund

The contribution to the employee's provident fund (including Employee Pension Scheme) of the Group amounted to ₹175.11 crores for the year ended 31 March, 2018 (previous year ₹154.12 crores).

Axis Bank Ltd.

The rules of the Bank's Provident Fund administered by a Trust require that if the Board of Trustees are unable to pay interest at the rate declared for Employees' Provident Fund by the Government under para 60 of the Employees' Provident Fund Scheme, 1952 for the reason that the return on investment is less or for any other reason, then the deficiency shall be made good by the Bank. Based on an actuarial valuation conducted by an independent actuary, there is no deficiency as at the Balance Sheet date for the Bank.

The following tables summarise the components of net benefit expenses recognised in the Profit and Loss Account and funded status and amounts recognised in the Balance Sheet for the Provident Fund benefit plan.

Profit and Loss Account

Net employee benefit expenses (recognised in payments to and provisions for employees)

	31 March, 2018	31 March, 2017
	▽	
Current Service Cost	88.53	76.80
Interest on Defined Benefit Obligation	127.95	115.68
Expected Return on Plan Assets	(171.00)	(135.93)
Net Actuarial Losses/(Gains) recognised in the year	43.05	20.25
Total included in "Employee Benefit Expense" [Schedule 16(l)]	88.53	76.80
Actual Return on Plan Assets	140.05	136.51

Balance Sheet

Details of provision for provident fund

	31 March, 2018	(₹ in crores) 31 March, 2017
	▽	
Fair Value of Plan Assets	2,004.57	1,687.15
Present Value of Funded Obligations	(2,004.57)	(1,687.15)
Net Asset	-	-
Amounts in Balance Sheet		
Liabilities	-	-
Assets	-	-
Net Asset (included under Schedule 11 – Other Assets)	-	-

Changes in the present value of the defined benefit obligation are as follows:

	31 March, 2018	(₹ in crores) 31 March, 2017
	▽	
Change in Defined Benefit Obligation		
Opening Defined Benefit Obligation	1,687.15	1,437.90
Current Service Cost	88.53	76.80
Interest Cost	127.95	115.68
Actuarial Losses/(Gains)	12.10	20.83
Employees Contribution	200.77	181.16
Liability transferred from/to other companies	(14.62)	(22.88)
Benefits Paid	(97.31)	(122.34)
Closing Defined Benefit Obligation	2,004.57	1,687.15

Changes in the fair value of plan assets are as follows:

	31 March, 2018	(₹ in crores) 31 March, 2017
	▽	
Change in the Fair Value of Assets		
Opening Fair Value of Plan Assets	1,687.15	1,437.90
Expected Return on Plan Assets	171.00	135.93
Actuarial Gains/(Losses)	(30.95)	0.58
Employer contribution during the period	88.53	76.80
Employee contribution during the period	200.77	181.16
Assets transferred from/to other companies	(14.62)	(22.88)
Benefits Paid	(97.31)	(122.34)
Closing Fair Value of Plan Assets	2,004.57	1,687.15

Experience adjustments*

	31 March, 2018	31 March, 2017	31 March, 2016	31 March, 2015	(₹ in crores) 31 March, 2014
	▽				
Defined Benefit Obligations	2,004.57	1,687.15	1,437.90	1,240.83	1,013.25
Plan Assets	2,004.57	1,687.15	1,437.90	1,240.83	1,013.25
Surplus/(Deficit)	-	-	-	-	-
Experience Adjustments on Plan Liabilities	12.10	20.83	12.08	(1.78)	53.03
Experience Adjustments on Plan Assets	(30.95)	0.58	(6.16)	(3.99)	41.42

* information provided to the extent available with the Bank

Major categories of plan assets (managed by Insurers) as a percentage of fair value of total plan assets

	31 March, 2018	31 March, 2017
	▽	
	%	%
Government securities	53.75	53.74
Bonds, debentures and other fixed income instruments	42.16	43.47
Equity shares	3.79	1.66
Others	0.30	1.13

Principal actuarial assumptions at the balance sheet date:

	31 March, 2018	31 March, 2017
	▽	
Discount rate for the term of the obligation	7.95%	7.40%
Average historic yield on the investment portfolio	8.90%	9.11%
Discount rate for the remaining term to maturity of the investment portfolio	7.68%	6.93%
Expected investment return	9.17%	9.58%
Guaranteed rate of return	8.55%	8.65%

Superannuation

The Bank contributed ₹16.12 crores to the employee's superannuation plan for the year ended 31 March, 2018 (previous year ₹15.69 crores).

National Pension Scheme (NPS)

During the year, the Bank has contributed ₹3.82 crores (previous year ₹2.45 crores) to the NPS for employees who had opted for the scheme.

Group

Leave Encashment

The actuarial liability of compensated absences of accumulated privileged leave of the employees of the Group is given below.

	31 March, 2018			
	▽			
	Actuarial liability - Privilege Leave	Total Expenses included under Schedule 16(I)	Assumptions	
			Discount Rate	Salary escalation rate
Axis Bank Ltd.	243.82	47.33	7.95% p.a.	7.00% p.a.
Axis Capital Ltd.	0.10	Nil	7.68% p.a.	7.00% p.a.
Axis Securities Ltd.	0.66	0.66	6.60% p.a.	7.00% p.a.
Axis Asset Management Co. Ltd.	1.17	0.64	7.50% p.a.	12.00% p.a.
Axis Finance Ltd.	0.41	0.05	7.73% p.a.	7.00% p.a.
A.Treds Ltd.	0.05	0.05	7.80% p.a.	7.00% p.a.
FreeCharge Payment Technologies Pvt. Ltd.	2.68	0.81	7.10% p.a.	10.50% p.a.
Accelyst Solutions Pvt. Ltd.	0.25	0.19	7.10% p.a.	10.50% p.a.

(₹ in crores)

(₹ in crores)

31 March, 2017

	Actuarial liability - Privilege Leave	Total Expenses included under Schedule 16(I)	Assumptions	
			Discount Rate	Salary escalation rate
Axis Bank Ltd.	247.46	79.87	7.40% p.a.	7.00% p.a.
Axis Capital Ltd.	0.11	0.12	6.82% p.a.	7.00% p.a.
Axis Securities Ltd.	0.27	0.36	6.15% p.a.	7.00% p.a.
Axis Asset Management Company Ltd.	0.62	0.28	6.82% p.a.	9.00% p.a.
Axis Finance Ltd.	0.15	0.07	7.39% p.a.	7.00% p.a.

Group**Gratuity**

The following tables summarize the components of net benefit expenses recognised in the Profit and Loss Account and the funded status and amounts recognised in the Balance Sheet for the Gratuity benefit plan.

Profit and Loss Account

Net employee benefit expenses (recognised in payments to and provisions for employees)

	31 March, 2018	31 March, 2017
	▽	
Current Service Cost	41.98	34.52
Interest on Defined Benefit Obligation	23.92	21.19
Expected Return on Plan Assets	(22.35)	(18.84)
Net Actuarial Losses/(Gains) recognised in the year	(15.41)	26.79
Past Service Cost	31.37	0.36
Total included in "Employee Benefit Expense" [Schedule 16(I)]	59.51	64.02
Actual Return on Plan Assets	27.19	17.17

Balance Sheet

Details of provision for gratuity

	31 March, 2018	31 March, 2017
	▽	
Present Value of Funded Obligations	(361.43)	(298.44)
Present Value of un-funded Obligations	(5.56)	(3.01)
Fair Value of Plan Assets	336.33	290.10
Unvested Past Service Cost	0.03	-
Net (Liability)/Asset	(30.63)	(11.35)
Amounts in Balance Sheet		
Liabilities (included under Schedule 5 - Other Liabilities)	30.63	11.35
Assets (included under Schedule 11 - Other Assets)	-	-
Net (Liability)/Asset	(30.63)	(11.35)

Changes in the present value of the defined benefit obligation are as follows:

	31 March, 2018	(₹ in crores) 31 March, 2017
	▽	
Change in Defined Benefit Obligation		
Opening Defined Benefit Obligation	301.45	246.84
Current Service Cost	41.98	34.52
Interest Cost	23.92	21.19
Actuarial Losses/(Gains)	(10.56)	25.11
Past Service Cost	31.40	0.19
Liabilities Assumed on Acquisition	1.21	-
Liabilities transferred in	0.57	0.17
Benefits Paid	(22.98)	(26.57)
Closing Defined Benefit Obligation	366.99	301.45

Changes in the fair value of plan assets are as follows:

	31 March, 2018	(₹ in crores) 31 March, 2017
	▽	
Opening Fair Value of Plan Assets	290.11	243.00
Expected Return on Plan Assets	22.35	18.84
Actuarial Gains/(Losses)	4.85	(1.68)
Contributions by Employer	41.33	56.52
Assets transferred in	0.57	-
Benefits Paid	(22.88)	(26.57)
Closing Fair Value of Plan Assets	336.33	290.11

Experience adjustments:

	31 March, 2018	31 March, 2017	31 March, 2016	31 March, 2015	(₹ in crores) 31 March, 2014
	▽				
Defined Benefit Obligations	366.99	301.45	246.84	219.95	168.99
Plan Assets	336.33	290.11	243.00	219.26	171.76
Surplus/(Deficit)	(30.66)	(11.34)	(3.84)	(0.69)	2.77
Experience Adjustments on Plan Liabilities	2.90	7.09	2.98	0.76	7.45
Experience Adjustments on Plan Assets	(4.91)	(1.68)	(5.28)	1.39	2.30

Axis Bank Ltd.

Major categories of plan assets (managed by Insurers) as a percentage of fair value of total plan assets

	31 March, 2018	31 March, 2017
	%	%
	▽	
Government securities	49.04	37.30
Bonds, debentures and other fixed income instruments	28.81	47.98
Money market instruments	19.71	8.66
Equity shares	2.22	3.52
Others	0.22	2.54

Principal actuarial assumptions at the balance sheet date:

	31 March, 2018	31 March, 2017
	▽	
Discount Rate	7.95% p.a.	7.40% p.a.
Expected rate of Return on Plan Assets	7.50% p.a.	7.50% p.a.
Salary Escalation Rate	7.00% p.a.	7.00% p.a.
Employee Turnover		
- 18 to 30 (age in years)	20.00%	20.00%
- 31 to 44 (age in years)	10.00%	10.00%
- 45 to 59 (age in years)	5.00%	5.00%

The estimates of future salary increases considered take into account the inflation, seniority, promotion and other relevant factors.

The expected rate of return on plan assets is based on the average long-term rate of return expected on investments of the Fund during the estimated term of the obligations.

As the contribution expected to be paid to the plan during the annual period beginning after the balance sheet date is based on various internal/external factors, a best estimate of the contribution is not determinable.

The above information is as certified by the actuary and relied upon by the auditors.

Axis Capital Ltd.

	31 March, 2018	31 March, 2017
	▽	
The major categories of plan assets* as a percentage of fair value of total plan assets - Insurer Managed Funds	100.00	100.00

*composition of plan assets is not available

	31 March, 2018	31 March, 2017
	▽	
<u>Principal actuarial assumptions at the balance sheet date:</u>		
Discount Rate	7.68% p.a.	6.82% p.a.
Expected rate of Return on Plan Assets	7.68% p.a.	6.82% p.a.
Salary Escalation Rate	7.00% p.a.	7.00% p.a.
Employee Turnover	10.00%	7.00%

The estimates of future salary increases, considered in actuarial valuation, take account of inflation, seniority, promotion and other relevant factors, such as supply and demand in the employment market.

The overall expected rate of return on assets is determined based on the market prices prevailing on that date, applicable to the period over which the obligation is to be settled.

The Company expects to contribute ₹2.36 crores as gratuity in the year 2017-18 (previous year ₹1.36 crores).

Axis Asset Management Company Ltd.

	31 March, 2018	31 March, 2017
	▽	
<u>Principal actuarial assumptions at the balance sheet date:</u>		
Discount Rate	7.50% p.a.	6.82% p.a.
Expected rate of Return on Plan Assets	N.A.	N.A.
Salary Escalation Rate	12.00% p.a.	9.00% p.a.
Employee Turnover	10.00%	10.00%

The estimates of future salary increases, considered in actuarial valuation, take account of inflation, seniority, promotion and other relevant factors, such as supply and demand in the employment market.

Axis Securities Ltd.

	31 March, 2018	31 March, 2017
	▽	
The major categories of plan assets* as a percentage of fair value of total plan assets - Insurer Managed Funds	100.00	100.00

*composition of plan assets is not available

	31 March, 2018	31 March, 2017
	▽	
<u>Principal actuarial assumptions at the balance sheet date:</u>		
Discount Rate	6.60% p.a.	6.15% p.a.
Expected rate of Return on Plan Assets	7.00% p.a.	7.00% p.a.
Salary Escalation Rate	7.00% p.a.	7.00% p.a.
Employee Turnover	7.00%	7.00%

The estimates of future salary increases considered take into account the inflation, seniority, promotion and other relevant factors.

The expected rate of return on plan assets is based on the average long-term rate of return expected on investments of the Fund during the estimated term of the obligations.

The Company expects to contribute ₹1.50 crore as gratuity in the year 2017-18 (previous year ₹1.50 crores)

Axis Finance Ltd.

	31 March, 2018	31 March, 2017
	▽	
The major categories of plan assets* as a percentage of fair value of total plan assets - Insurer Managed Funds	100.00	100.00

*composition of plan assets is not available

	31 March, 2018	31 March, 2017
	▽	
<u>Principal actuarial assumptions at the balance sheet date:</u>		
Discount Rate	7.73% p.a.	7.39% p.a.
Expected rate of Return on Plan Assets	7.73% p.a.	7.39% p.a.
Salary Escalation Rate	7.00% p.a.	7.00% p.a.
Employee Turnover	5.00%	5.00%

The estimates of future salary increases, considered in actuarial valuation, take account of inflation, seniority, promotion and other relevant factors, such as supply and demand in the employment market.

Axis Trustee Services Ltd.

	31 March, 2018	31 March, 2017
	▽	
<u>Principal actuarial assumptions at the balance sheet date:</u>		
Discount Rate	7.35% p.a.	6.85% p.a.
Expected rate of Return on Plan Assets	N.A.	N.A.
Salary Escalation Rate	10.00% p.a.	10.00% p.a.
Employee Turnover	20.00%	20.00%

The estimates of future salary increases, considered in actuarial valuation, take account of inflation, seniority, promotion and other relevant factors, such as supply and demand in the employment market.

A.Treds Ltd.

	31 March, 2018	31 March, 2017
	▽	
<u>Principal actuarial assumptions at the balance sheet date:</u>		
Discount Rate	7.80% p.a.	N.A.
Expected rate of Return on Plan Assets	N.A.	N.A.
Salary Escalation Rate	7.00% p.a.	N.A.
Employee Turnover		
- 21 to 30 (age in years)	20.00%	N.A.
- 31 to 44 (age in years)	10.00%	N.A.
- 45 to 59 (age in years)	5.00%	N.A.

The estimates of future salary increases, considered in actuarial valuation, take account of inflation, seniority, promotion and other relevant factors, such as supply and demand in the employment market.

Accelyst Solutions Pvt. Ltd.

	31 March, 2018	31 March, 2017
	▽	
<u>Principal actuarial assumptions at the balance sheet date:</u>		
Discount Rate	7.10% p.a.	N.A.
Expected rate of Return on Plan Assets	N.A.	N.A.
Salary Escalation Rate	10.50% p.a.	N.A.
Employee Turnover	25.70%	N.A.

The estimates of future salary increases, considered in actuarial valuation, take account of inflation, seniority, promotion and other relevant factors, such as supply and demand in the employment market.

The Company expects to contribute ₹0.40 crore as gratuity in the year 2017-18.

FreeCharge Payment Technologies Pvt. Ltd.

	31 March, 2018	31 March, 2017
	▽	
<u>Principal actuarial assumptions at the balance sheet date:</u>		
Discount Rate	7.10% p.a.	N.A.
Expected rate of Return on Plan Assets	N.A.	N.A.
Salary Escalation Rate	10.50% p.a.	N.A.
Employee Turnover	25.70%	N.A.

The estimates of future salary increases, considered in actuarial valuation, take account of inflation, seniority, promotion and other relevant factors, such as supply and demand in the employment market.

2.1.13 Provisions and contingencies

- a) Movement in provision for frauds included under other liabilities is set out below:

	31 March, 2018	(₹ in crores) 31 March, 2017
	▽	
Opening balance at the beginning of the year	59.40	39.82
Additions during the year	2.00	23.47
Reductions on account of payments during the year	(0.15)	-
Reductions on account of reversals during the year	(0.27)	(3.89)
Closing balance at the end of the year	60.98	59.40

- b) Other liabilities include provision for reward points made on actuarial basis, the movement of which is set out below:

	31 March, 2018	(₹ in crores) 31 March, 2017
	▽	
Opening provision at the beginning of the year	110.45	127.38
Provision made during the year	89.05	32.17
Reductions during the year	(55.56)	(49.10)
Closing provision at the end of the year	143.94	110.45

- c) Movement in provision for other contingencies is set out below:

	31 March, 2018	(₹ in crores) 31 March, 2017
	▽	
Opening provision at the beginning of the year	595.62	539.09
Provision made during the year	342.25	1,036.59
Reductions during the year	(787.21)	(980.06)
Closing provision at the end of the year	150.66	595.62

The above provision includes contingent provision for advances/other exposures, legal cases and other contingencies.

2.1.14 Description of contingent liabilities

- a) Claims against the Group not acknowledged as debts

These represent claims filed against the Group in the normal course of business relating to various legal cases currently in progress. These also include demands raised by income tax authorities and disputed by the Group. Apart from claims assessed as possible, the Group holds provision of ₹43.28 crores as on 31 March, 2018 (previous year ₹26.61 crores) towards claims assessed as probable.

- b) Liability for partly paid investments

This represents amounts remaining unpaid towards liability for partly paid investments.

- c) Liability on account of forward exchange and derivative contracts

The Group enters into foreign exchange contracts, currency options/swaps, interest rate/currency futures and forward rate agreements on its own account and for customers. Forward exchange contracts are commitments to buy or sell foreign currency at a future date at the contracted rate. Currency swaps are commitments to exchange cash flows by way of interest/principal in two currencies, based on ruling spot rates. Interest rate swaps are commitments to exchange fixed and floating interest rate cash flows. Interest rate futures are standardised, exchange-traded contracts that represent a pledge to undertake a certain interest rate transaction at a specified price, on a specified future date. Forward rate agreements are agreements to pay or receive a certain sum based on a differential interest rate on a notional amount for an agreed period. A foreign currency option is an agreement between two parties in which one grants to the other the right to buy or sell a specified amount of currency at a specific price within a specified time period or at a specified future

time. An Exchange Traded Currency Option contract is a standardised foreign exchange derivative contract, which gives the owner the right, but not the obligation, to exchange money denominated in one currency into another currency at a pre-agreed exchange rate on a specified date on the date of expiry. Currency Futures contract is a standardised, exchange-traded contract, to buy or sell a certain underlying currency at a certain date in the future, at a specified price.

d) Guarantees given on behalf of constituents

As a part of its banking activities, the Bank issues guarantees on behalf of its customers to enhance their credit standing. Guarantees represent irrevocable assurances that the Bank will make payments in the event of the customer failing to fulfill its financial or performance obligations.

e) Acceptances, endorsements and other obligations

These include documentary credit issued by the Bank on behalf of its customers and bills drawn by the Bank's customers that are accepted or endorsed by the Bank.

f) Other items for which the Group is contingently liable

Other items represent outstanding amount of bills rediscounted by the Bank, estimated amount of contracts remaining to be executed on capital account, notional principal on account of outstanding Tom/Spot foreign exchange contracts, commitments towards underwriting and investment in equity through bids under Initial Public Offering (IPO) of corporates as at the year end, demands raised by statutory authorities (other than income tax) and disputed by the Group and the amount transferred to Depositor Education and Awareness Fund (DEAF).

The Bank, through one of its overseas branches, had arranged Trade Credit (Buyers Credit loans) against Letters of Undertaking (LOUs) issued by Punjab National Bank (PNB), which were subsequently alleged as fraudulent by PNB. Prior to this declaration by PNB, such buyer's credit loans were sold down in the secondary market by the overseas branch to various participating banks under Risk Participation Agreements. As on 31 March, 2018, there is no funded exposure outstanding in the overseas branch pursuant to such sell down. PNB has repaid the aggregate amount of all LOUs due upto 31 March, 2018, pursuant to an undertaking issued to PNB, and made remittance to the overseas branch which has been passed on for onward payment to the participating banks. Based on the facts and circumstances of the case, internal findings and legal opinion, the Bank does not expect PNB has any valid right at this point in time, for refund by the Bank of the aggregate amount paid by PNB towards LOUs due upto 31 March, 2018. However, as a matter of prudence, the aggregate amount of LOUs issued by PNB to the overseas branch against which buyer's credit was extended, aggregating to ₹3,847.26 crores has been disclosed as part of Contingent Liabilities in the Balance Sheet.

The Group has a process whereby periodically all long term contracts (including derivative contracts) are assessed for material foreseeable losses. At the year end, the Bank has reviewed and recorded adequate provision as required under any law/accounting standards for material foreseeable losses on such long term contracts (including derivative contracts) in the books of account and disclosed the same under the relevant notes in the financial statements, where applicable.

2.1.15 Comparative Figures

Previous year figures have been regrouped and reclassified, where necessary to conform to current year's presentation.

For Axis Bank Ltd.

Sanjiv Misra
Chairman

Samir K. Barua
Director

S. Vishvanathan
Director

Rakesh Makhija
Director

Shikha Sharma
Managing Director & CEO

Date : 16 May, 2018
Place: Mumbai

Girish V. Koliyote
Company Secretary

Jairam Sridharan
Chief Financial Officer

V. Srinivasan
Deputy Managing Director

B. Baburao
Director

INDEPENDENT AUDITOR'S REPORT

To the Members of Axis Bank Limited

Report on the Standalone Financial Statements

We have audited the accompanying standalone financial statements of Axis Bank Limited (the "Bank"), which comprise the Balance Sheet as at 31 March, 2017, the Profit and Loss Account and Cash Flow Statement for the year then ended, and a summary of significant accounting policies and notes to the financial statements.

Management's Responsibility for the Financial Statements

The Bank's Board of Directors is responsible for the matters stated in Section 134(5) of the Companies Act, 2013 (the "Act") with respect to the preparation of these standalone financial statements that give a true and fair view of the financial position, financial performance and cash flows of the Bank in accordance with accounting principles generally accepted in India, including the Accounting Standards specified under section 133 of the Act, read with Rule 7 of the Companies (Accounts) Rules, 2014 and the Companies (Accounting Standards) Amendment Rules, 2016, provision of section 29 of the Banking Regulation Act, 1949 and the circulars, guidelines and directions issued by Reserve Bank of India ("RBI") from time to time. This responsibility also includes maintenance of adequate accounting records in accordance with the provisions of the Act for safeguarding of the assets of the Bank and for preventing and detecting frauds and other irregularities; selection and application of appropriate accounting policies; making judgments and estimates that are reasonable and prudent; and the design, implementation and maintenance of adequate internal financial control that were operating effectively for ensuring the accuracy and completeness of the accounting records, relevant to the preparation and presentation of the financial statements that give a true and fair view and are free from material misstatement, whether due to fraud or error.

Auditor's Responsibility

Our responsibility is to express an opinion on these standalone financial statements based on our audit. We have taken into account the provisions of the Act, the accounting and auditing standards and matters which are required to be included in the audit report under the provisions of the Act and the Rules made thereunder. We conducted our audit in accordance with the Standards on Auditing, issued by the Institute of Chartered Accountants of India, as specified under Section 143(10) of the Act. Those Standards require that we comply with ethical requirements and plan and perform the audit to obtain reasonable assurance about whether the financial statements are free from material misstatement.

An audit involves performing procedures to obtain audit evidence about the amounts and disclosures in the financial statements. The procedures selected depend on the auditor's judgment, including the assessment of the risks of material misstatement of the financial statements, whether due to fraud or error. In making those risk assessments, the auditor considers internal financial control relevant to the Bank's preparation of the financial statements that give a true and fair view in order to design audit procedures that are appropriate in the circumstances. An audit also includes evaluating the appropriateness of accounting policies used and the reasonableness of the accounting estimates made by the Bank's Directors, as well as evaluating the overall presentation of the financial statements. We believe that the audit evidence we have obtained is sufficient and appropriate to provide a basis for our audit opinion on the standalone financial statements.

Opinion

In our opinion and to the best of our information and according to the explanations given to us, the aforesaid standalone financial statements together with the notes give the information required by the Banking Regulation Act, 1949 as well as the Act, in the manner so required for banking companies and give a true and fair view in conformity with the accounting principles generally accepted in India of the state of affairs of the Bank as at 31 March, 2017, its profit, and its profit and cash flows for the year ended on that date.

Report on Other Legal and Regulatory Requirements

1. The Balance Sheet and the Profit and Loss Account have been drawn up in accordance with the provisions of Section 29 of the Banking Regulation Act, 1949 read with Section 133 of the Companies Act, 2013 read with Rule 7 of the Companies (Accounts) Rules, 2014 and the Companies (Accounting Standards) Amendment Rules, 2016.

2. As required sub section (3) of section 30 of the Banking Regulation Act, 1949, we report that:
- (a) We have obtained all the information and explanations which, to the best of our knowledge and belief, were necessary for the purpose of our audit and have found them to be satisfactory;
 - (b) The transactions of the Bank, which have come to our notice, have been within the powers of the Bank; and
 - (c) The financial accounting systems of the Bank are centralised and therefore, accounting returns for the purpose of preparing financial statements are not required to be submitted by the branches; we have visited 220 branches for the purpose of our audit.
3. Further, as required by section 143 (3) of the Companies Act, 2013, we further report that:
- (a) We have sought and obtained all the information and explanations which to the best of our knowledge and belief were necessary for the purpose of our audit;
 - (b) In our opinion proper books of account as required by law have been kept by the Bank so far as it appears from our examination of those books;
 - (c) The Balance Sheet, Profit and Loss Account and Cash Flow Statement dealt with by this Report are in agreement with the books of account;
 - (d) In our opinion, the aforesaid standalone financial statements comply with the Accounting Standards specified under section 133 of the Act, read with Rule 7 of the Companies (Accounts) Rules, 2014 and the Companies (Accounting Standards) Amendment Rules, 2016;
 - (e) On the basis of written representations received from the directors as on 31 March, 2017, and taken on record by the Board of Directors, none of the directors is disqualified as on 31 March, 2017, from being appointed as a director in terms of section 164 (2) of the Act;
 - (f) With respect to the adequacy of the internal financial controls over financial reporting of the Bank and the operating effectiveness of such controls, refer to our separate Report in "Annexure 1" to this report;
 - (g) With respect to the other matters to be included in the Auditor's Report in accordance with Rule 11 of the Companies (Audit and Auditors) Rules, 2014 as amended, in our opinion and to the best of our information and according to the explanations given to us:
 - i. The Bank has disclosed the impact of pending litigations on its financial position in its standalone financial statements – Refer Schedule 12.1 and 18.1.2.15 (a) to the standalone financial statements;
 - ii. The Bank has made provision, as required under the applicable law or accounting standards, for material foreseeable losses, if any, on long-term contracts including derivative contracts – Refer Note 18.1.2.15 (b) to the standalone financial statements;
 - iii. There has been no delay in transferring amounts, required to be transferred, to the Investor Education and Protection Fund by the Bank;
 - iv. As per books of accounts of the Bank and represented by the management, the disclosure requirement as envisaged in Notification G.S.R 308(E) dated 30 March, 2017 is not applicable to the Bank - Refer Note 18.1.2.16 to the standalone financial statements.

For S.R. Batliboi & CO. LLP

Chartered Accountants
ICAI Firm Registration Number: 301003E/E300005

per Viren H. Mehta

Partner
Membership Number: 048749

Place of Signature: Mumbai
Date: 26 April, 2017

INDEPENDENT AUDITOR'S REPORT (CONT.)

ANNEXURE 1 TO THE INDEPENDENT AUDITOR'S REPORT OF EVEN DATE ON THE STANDALONE FINANCIAL STATEMENTS OF AXIS BANK LIMITED

Report on the Internal Financial Controls under Clause (i) of Sub-section 3 of Section 143 of the Companies Act, 2013 ("the Act")

To the Members of Axis Bank Limited

We have audited the internal financial controls over financial reporting of Axis Bank Limited ("the Bank") as of 31 March, 2017 in conjunction with our audit of the standalone financial statements of the Bank for the year ended on that date.

Management's Responsibility for Internal Financial Controls

The Bank's Management is responsible for establishing and maintaining internal financial controls based on the internal control over financial reporting criteria established by the Bank considering the essential components of internal control stated in the Guidance Note on Audit of Internal Financial Controls Over Financial Reporting issued by the Institute of Chartered Accountants of India (the "Guidance Note"). These responsibilities include the design, implementation and maintenance of adequate internal financial controls that were operating effectively for ensuring the orderly and efficient conduct of its business, including adherence to the Bank's policies, the safeguarding of its assets, the prevention and detection of frauds and errors, the accuracy and completeness of the accounting records, and the timely preparation of reliable financial information, as required under the Companies Act, 2013; in so far as they apply to the Bank and the Guidelines issued by the Reserve Bank of India.

Auditor's Responsibility

Our responsibility is to express an opinion on the Bank's internal financial controls over financial reporting based on our audit. We conducted our audit in accordance with the Guidance Note and the Standards on Auditing as specified under section 143(10) of the Companies Act, 2013, to the extent applicable to an audit of internal financial controls, both applicable to an audit of Internal Financial Controls and, both issued by the Institute of Chartered Accountants of India. Those Standards and the Guidance Note require that we comply with ethical requirements and plan and perform the audit to obtain reasonable assurance about whether adequate internal financial controls over financial reporting was established and maintained and if such controls operated effectively in all material respects.

Our audit involves performing procedures to obtain audit evidence about the adequacy of the internal financial controls system over financial reporting and their operating effectiveness. Our audit of internal financial controls over financial reporting included obtaining an understanding of internal financial controls over financial reporting, assessing the risk that a material weakness exists, and testing and evaluating the design and operating effectiveness of internal control based on the assessed risk. The procedures selected depend on the auditor's judgement, including the assessment of the risks of material misstatement of the financial statements, whether due to fraud or error.

We believe that the audit evidence we have obtained is sufficient and appropriate to provide a basis for our audit opinion on the internal financial controls system over financial reporting.

Meaning of Internal Financial Controls Over Financial Reporting

A Bank's internal financial control over financial reporting is a process designed to provide reasonable assurance regarding the reliability of financial reporting and the preparation of financial statements for external purposes in accordance with generally accepted accounting principles. A Bank's internal financial control over financial reporting includes those policies and procedures that (1) pertain to the maintenance of records that, in reasonable detail, accurately and fairly reflect the transactions and dispositions of the assets of the Bank; (2) provide reasonable assurance that transactions are recorded as necessary to permit preparation of financial statements in accordance with generally accepted accounting principles, and that receipts and expenditures of the Bank are being made only in accordance with authorisations of management and directors of the Bank; and (3) provide reasonable assurance regarding prevention or timely detection of unauthorised acquisition, use, or disposition of the Bank's assets that could have a material effect on the financial statements.

Inherent Limitations of Internal Financial Controls Over Financial Reporting

Because of the inherent limitations of internal financial controls over financial reporting, including the possibility of collusion or improper management override of controls, material misstatements due to error or fraud may occur and not be detected. Also, projections of any evaluation of the internal financial controls over financial reporting to future periods are subject to the risk that the internal financial control over financial reporting may become inadequate because of changes in conditions, or that the degree of compliance with the policies or procedures may deteriorate.

Opinion

In our opinion, the Bank has, in all material respects, an adequate internal financial controls system over financial reporting and such internal financial controls over financial reporting were operating effectively as at 31 March, 2017, based on the internal control over financial reporting criteria established by the Bank considering the essential components of internal control stated in the Guidance Note on Audit of Internal Financial Controls Over Financial Reporting issued by the Institute of Chartered Accountants of India.

For S.R. Batliboi & CO. LLP

Chartered Accountants

ICAI Firm Registration Number: 301003E/E300005

per Viren H. Mehta

Partner

Membership Number: 048749

Place of Signature: Mumbai

Date: 26 April, 2017

BALANCE SHEET

as at 31 March, 2017

(₹ in Thousands)

	Schedule No.	As at 31-03-2017	As at 31-03-2016
Capital and Liabilities			
Capital	1	4,790,072	4,765,664
Reserves & Surplus	2	552,835,346	526,883,409
Deposits	3	4,143,787,878	3,579,675,603
Borrowings	4	1,050,308,694	1,085,803,789
Other Liabilities and Provisions	5	262,954,713	201,081,731
Total		6,014,676,703	5,398,210,196
Assets			
Cash and Balances with Reserve Bank of India	6	308,579,390	223,611,495
Balances with Banks and Money at Call and Short Notice	7	193,982,441	109,642,909
Investments	8	1,287,933,704	1,315,240,609
Advances	9	3,730,693,495	3,387,737,229
Fixed Assets	10	37,468,925	35,231,719
Other Assets	11	456,018,748	326,746,235
Total		6,014,676,703	5,398,210,196
Contingent Liabilities	12	6,696,258,442	6,174,463,565
Bills for Collection		810,553,648	512,794,653
Significant Accounting Policies and Notes to Accounts	17 & 18		
Schedules referred to above form an integral part of the Balance Sheet			

In terms of our report attached.

For Axis Bank Ltd.

For S. R. Batliboi & Co. LLP
Chartered Accountants

Sanjiv Misra
Chairman

Viren H. Mehta
Partner

Samir K. Barua
Director

S. Vishvanathan
Director

Rakesh Makhija
Director

Shikha Sharma
Managing Director & CEO

Date : 26 April, 2017
Place: Mumbai

Girish V. Koliyote
Company Secretary

Jairam Sridharan
Chief Financial Officer

V. Srinivasan
Deputy Managing Director

PROFIT & LOSS ACCOUNT

for the year ended 31 March, 2017

(₹ in Thousands)

	Schedule No.	Year ended 31-03-2017	Year ended 31-03-2016
I Income			
Interest earned	13	445,421,579	409,880,364
Other income	14	116,913,107	93,714,644
Total		562,334,686	503,595,008
II Expenditure			
Interest expended	15	264,490,420	241,550,675
Operating expenses	16	121,999,053	101,008,186
Provisions and contingencies	18 (1.1.1)	139,052,421	78,799,519
Total		525,541,894	421,358,380
III Net Profit For The Year (I - II)		36,792,792	82,236,628
Balance In Profit & Loss Account Brought Forward From Previous Year		237,664,559	176,234,914
IV Amount Available For Appropriation		274,457,351	258,471,542
V Appropriations:			
Transfer to Statutory Reserve		9,198,198	20,559,157
Transfer to/(from) Investment Reserve		(871,671)	(418,074)
Transfer to Capital Reserve	18 (1.2.1)	7,555,740	620,406
Transfer to/(from) Reserve Fund	18 (1.2.2)	17,522	17,409
Dividend paid (includes tax on dividend)	18 (1.2.5)	14,074,287	28,085
Balance in Profit & Loss Account carried forward		244,483,275	237,664,559
Total		274,457,351	258,471,542
VI Earnings Per Equity Share	18 (1.2.3)		
(Face value ₹2/- per share) (Rupees)			
Basic		15.40	34.59
Diluted		15.34	34.40
Significant Accounting Policies and Notes to Accounts	17 & 18		
Schedules referred to above form an integral part of the Profit and Loss Account			

In terms of our report attached.

For Axis Bank Ltd.

For S. R. Batliboi & Co. LLP
Chartered Accountants

Sanjiv Misra
Chairman

Viren H. Mehta
Partner

Samir K. Barua
Director

S. Vishvanathan
Director

Rakesh Makhija
Director

Shikha Sharma
Managing Director & CEO

Date : 26 April, 2017
Place: Mumbai

Girish V. Koliyote
Company Secretary

Jairam Sridharan
Chief Financial Officer

V. Srinivasan
Deputy Managing Director

CASH FLOW STATEMENT

for the year ended 31 March, 2017

(₹ in Thousands)

	Year ended 31-03-2017	Year ended 31-03-2016
Cash flow from operating activities		
Net profit before taxes	54,675,647	123,937,495
Adjustments for:		
Depreciation on fixed assets	5,087,979	4,439,115
Depreciation on investments	2,386,992	840,096
Amortisation of premium on Held to Maturity investments	1,352,848	728,575
Provision for Non Performing Assets (including bad debts)	111,570,646	38,004,587
Provision on standard assets	3,484,504	3,870,067
Provision on unhedged foreign currency exposure	(138,800)	16,200
Provision for wealth tax	-	(477)
(Profit)/loss on sale of fixed assets (net)	35,506	(62,010)
Provision for country risk	199,434	-
Provision for restructured assets/strategic debt restructuring/sustainable structuring	2,905,233	(617,811)
Provision for other contingencies	761,558	(5,014,010)
	182,321,547	166,141,827
Adjustments for:		
(Increase)/Decrease in investments	132,717,737	(40,177,057)
(Increase)/Decrease in advances	(444,184,140)	(613,096,568)
Increase /(Decrease) in deposits	564,112,274	355,256,234
(Increase)/Decrease in other assets	(96,324,158)	(42,394,402)
Increase/(Decrease) in other liabilities & provisions	54,110,786	25,966,969
Direct taxes paid	(50,831,209)	(43,530,801)
Net cash flow from operating activities	341,922,837	(191,833,798)
Cash flow from investing activities		
Purchase of fixed assets	(7,426,953)	(14,637,087)
(Increase)/Decrease in Held to Maturity investments	(117,857,686)	(38,854,665)
Increase in Investment in Subsidiaries	(1,167,500)	(1,190,245)
Decrease in Investment in Subsidiaries	83,658	135,000
Proceeds from sale of fixed assets	64,612	191,928
Net cash used in investing activities	(126,303,869)	(54,355,069)

CASH FLOW STATEMENT (CONT.)

(₹ in Thousands)

	Year ended 31-03-2017	Year ended 31-03-2016
Cash flow from financing activities		
Proceeds from issue of subordinated debt, perpetual debt & upper Tier II instruments (net of repayment)	55,458,748	12,264,056
Increase/(Decrease) in borrowings (excluding subordinated debt, perpetual debt & upper Tier II instruments)	(90,953,843)	216,597,043
Proceeds from issue of share capital	24,409	24,620
Proceeds from share premium (net of share issue expenses)	3,256,270	3,028,823
Payment of dividend	(14,074,287)	(13,083,526)
Net cash generated from financing activities	(46,288,703)	218,831,016
Effect of exchange fluctuation translation reserve	(22,838)	(378,063)
Net increase in cash and cash equivalents	169,307,427	(27,735,914)
Cash and cash equivalents at the beginning of the year	333,254,404	360,990,318
Cash and cash equivalents at the end of the year	502,561,831	333,254,404
Notes to the Cash Flow Statement:		
1. Cash and cash equivalents includes the following		
Cash and Balances with Reserve Bank of India (Refer Schedule 6)	308,579,390	223,611,495
Balances with Banks and Money at Call and Short Notice (Refer Schedule 7)	193,982,441	109,642,909
Cash and cash equivalents at the end of the year	502,561,831	333,254,404
2. Amount of Corporate Social Responsibility related expenses spent during the year in cash ₹109.58 crores (previous year ₹105.10 crores)		

In terms of our report attached.

For Axis Bank Ltd.

For S. R. Batliboi & Co. LLP
Chartered Accountants

Sanjiv Misra
Chairman

Viren H. Mehta
Partner

Samir K. Barua
Director

S. Vishvanathan
Director

Rakesh Makhija
Director

Shikha Sharma
Managing Director & CEO

Date : 26 April, 2017
Place: Mumbai

Girish V. Koliyote
Company Secretary

Jairam Sridharan
Chief Financial Officer

V. Srinivasan
Deputy Managing Director

SCHEDULES

forming part of the Balance Sheet as at 31 March, 2017

Schedule 1 - Capital

(₹ in Thousands)

	As at 31-03-2017	As at 31-03-2016
Authorised Capital		
4,250,000,000 (Previous year - 4,250,000,000) Equity Shares of ₹2/- each	8,500,000	8,500,000
Issued, Subscribed and Paid-up capital		
2,395,036,109 (Previous year - 2,382,831,826) Equity Shares of ₹2/- each fully paid-up	4,790,072	4,765,664

Schedule 2 - Reserves And Surplus

(₹ in Thousands)

	As at 31-03-2017	As at 31-03-2016
I. Statutory Reserve		
Opening Balance	105,872,325	85,313,168
Additions during the year	9,198,198	20,559,157
	115,070,523	105,872,325
II. Share Premium Account		
Opening Balance	166,769,462	163,740,639
Additions during the year	3,256,269	3,028,823
Less: Share issue expenses	-	-
	170,025,731	166,769,462
III. Investment Reserve Account		
Opening Balance	871,671	1,289,745
Additions/(Deductions) during the year (net)	(871,671)	(418,074)
	-	871,671
IV. General Reserve		
Opening Balance	3,543,100	3,543,100
Additions during the year	-	-
	3,543,100	3,543,100
V. Capital Reserve		
Opening Balance	11,100,655	10,480,249
Additions during the year [Refer Schedule 18 (1.2.1)]	7,555,740	620,406
	18,656,395	11,100,655
VI. Foreign Currency Translation Reserve [Refer Schedule 17 (5.5)]		
Opening Balance	1,020,343	1,398,406
Additions during the year	-	-
Deductions during the year	(22,837)	(378,063)
	997,506	1,020,343
VII. Reserve Fund		
Opening Balance	41,294	23,885
Additions/(Deductions) during the year (net) [Refer Schedule 18 (1.2.2)]	17,522	17,409
	58,816	41,294
VIII. Balance in Profit & Loss Account	244,483,275	237,664,559
Total	552,835,346	526,883,409

Schedule 3 - Deposits

(₹ in Thousands)

		As at 31-03-2017	As at 31-03-2016
A.	I. Demand Deposits		
	(i) From banks	47,949,171	46,706,288
	(ii) From others	822,068,294	589,812,876
	II. Savings Bank Deposits	1,260,482,884	1,057,931,260
	III. Term Deposits		
	(i) From banks	112,242,565	74,025,125
	(ii) From others	1,901,044,964	1,811,200,054
	Total	4,143,787,878	3,579,675,603
B.	I. Deposits of branches in India	4,108,878,428	3,533,429,221
	II. Deposits of branches outside India	34,909,450	46,246,382
	Total	4,143,787,878	3,579,675,603

Schedule 4 - Borrowings

(₹ in Thousands)

		As at 31-03-2017	As at 31-03-2016
I.	Borrowings in India		
	(i) Reserve Bank of India	-	93,540,000
	(ii) Other banks [#]	22,265,000	14,078,000
	(iii) Other institutions & agencies ^{**}	488,557,527	365,006,111
II.	Borrowings outside India [§]	539,486,167	613,179,678
	Total	1,050,308,694	1,085,803,789
	Secured borrowings included in I & II above	13,810,898	93,540,000

Borrowings from other banks include Subordinated Debt of ₹35.00 crores (previous year ₹90.10 crores) in the nature of Non-Convertible Debentures, Perpetual Debt of Nil (previous year ₹25.00 crores) and Upper Tier II instruments of Nil (previous year ₹49.10 crores) [Also refer Note 18 (1.1.2)]

** Borrowings from other institutions & agencies include Subordinated Debt of ₹16,170.00 crores (previous year ₹12,240.70 crores) in the nature of Non-Convertible Debentures, Perpetual Debt of ₹3,500.00 crores (previous year ₹189.00 crores) and Upper Tier II instruments of Nil (previous year ₹258.40 crores) [Also refer Note 18 (1.1.2)]

§ Borrowings outside India include Perpetual Debt of Nil (previous year ₹304.77 crores) and Upper Tier II instruments of ₹389.06 crores (previous year ₹1,391.12 crores) [Also refer Note 18 (1.1.2)]

Schedule 5 - Other Liabilities and Provisions

(₹ in Thousands)

		As at 31-03-2017	As at 31-03-2016
I.	Bills payable	39,525,431	36,453,959
II.	Inter-office adjustments (net)	-	-
III.	Interest accrued	19,614,831	25,607,530
IV.	Proposed dividend (includes tax on dividend) [Refer Schedule 18(1.2.5)]	-	-
V.	Contingent provision against standard assets	23,385,751	19,997,702
VI.	Others (including provisions)	180,428,700	119,022,540
	Total	262,954,713	201,081,731

SCHEDULES FORMING PART OF THE BALANCE SHEET AS AT 31 MARCH, 2017 (CONT.)

Schedule 6 - Cash and Balances with Reserve Bank of India

(₹ in Thousands)

	As at 31-03-2017	As at 31-03-2016
I. Cash in hand (including foreign currency notes)	63,579,154	41,204,831
II. Balances with Reserve Bank of India		
(i) in Current Account	183,000,236	182,406,664
(ii) in Other Accounts	62,000,000	-
Total	308,579,390	223,611,495

Schedule 7 - Balances with Banks and Money at Call and Short Notice

(₹ in Thousands)

	As at 31-03-2017	As at 31-03-2016
I. In India		
(i) Balance with Banks		
(a) in Current Accounts	1,423,790	1,956,494
(b) in Other Deposit Accounts	19,594,700	11,742,150
(ii) Money at Call and Short Notice		
(a) With banks	-	-
(b) With other institutions	143,221,545	41,184,875
Total	164,240,035	54,883,519
II. Outside India		
(i) in Current Accounts	9,689,155	15,425,387
(ii) in Other Deposit Accounts	14,755,151	26,820,821
(iii) Money at Call & Short Notice	5,298,100	12,513,182
Total	29,742,406	54,759,390
Grand Total (I+II)	193,982,441	109,642,909

Schedule 8 - Investments

(₹ in Thousands)

	As at 31-03-2017	As at 31-03-2016
I. Investments in India in -		
(i) Government Securities ^{##}	905,980,625	945,608,591
(ii) Other approved securities	-	-
(iii) Shares	13,227,530	12,439,171
(iv) Debentures and Bonds	264,848,859	229,119,358
(v) Investment in Subsidiaries/Joint Ventures	10,726,865	9,559,365
(vi) Others (Mutual Fund units, CD/CP, PTC etc.)	64,196,202	93,688,157
Total Investments in India	1,258,980,081	1,290,414,642
II. Investments outside India in -		
(i) Government Securities (including local authorities)	24,097,852	19,765,979
(ii) Subsidiaries and/or joint ventures abroad	2,995,712	3,185,957
(iii) Others (Equity Shares and Bonds)	1,860,059	1,874,031
Total Investments outside India	28,953,623	24,825,967
Grand Total (I+II)	1,287,933,704	1,315,240,609

^{##} Includes securities costing ₹27,179.69 crores (previous year ₹29,020.93 crores) pledged for availment of fund transfer facility, clearing facility and margin requirements

Schedule 9 - Advances

(₹ in Thousands)

		As at 31-03-2017	As at 31-03-2016
A.	(i) Bills purchased and discounted	67,496,591	47,107,156
	(ii) Cash credits, overdrafts and loans repayable on demand @	1,042,273,019	965,580,679
	(iii) Term loans #	2,620,923,885	2,375,049,394
	Total	3,730,693,495	3,387,737,229
B.	(i) Secured by tangible assets \$	2,840,548,136	2,548,351,778
	(ii) Covered by Bank/Government Guarantees &&	63,995,186	38,950,273
	(iii) Unsecured	826,150,173	800,435,178
	Total	3,730,693,495	3,387,737,229
C.	I. Advances in India		
	(i) Priority Sector	938,737,979	816,012,439
	(ii) Public Sector	29,134,862	35,457,656
	(iii) Banks	7,233,845	3,724,685
	(iv) Others	2,273,892,697	2,032,043,809
	Total	3,248,999,383	2,887,238,589
	II. Advances Outside India		
	(i) Due from banks	26,861,261	1,373,656
	(ii) Due from others -		
	(a) Bills purchased and discounted	25,448,317	13,220,139
	(b) Syndicated loans	91,277,687	120,042,346
	(c) Others	338,106,847	365,862,499
	Total	481,694,112	500,498,640
	Grand Total (CI+CII)	3,730,693,495	3,387,737,229

@ Net of borrowings under Inter Bank Participation Certificate/Funded Risk Participation Nil (previous year ₹662.55 crores)

Net of borrowings under Inter Bank Participation Certificate Nil (previous year ₹7,483.34 crores).

\$ Includes advances against book debts

&& Includes advances against L/Cs issued by banks

SCHEDULES FORMING PART OF THE BALANCE SHEET AS AT 31 MARCH, 2017 (CONT.)

Schedule 10 - Fixed Assets

(₹ in Thousands)

	As at 31-03-2017	As at 31-03-2016
I. Premises		
Gross Block		
At cost at the beginning of the year	18,289,466	9,506,571
Additions during the year	41,517	8,800,025
Deductions during the year	-	(17,130)
Total	18,330,983	18,289,466
Depreciation		
As at the beginning of the year	860,678	708,708
Charge for the year	304,676	158,678
Deductions during the year	-	(6,708)
Depreciation to date	1,165,354	860,678
Net Block	17,165,629	17,428,788
II. Other fixed assets (including furniture & fixtures)		
Gross Block		
At cost at the beginning of the year	39,665,948	35,463,482
Additions during the year	6,645,577	4,779,949
Deductions during the year	(514,919)	(577,483)
Total	45,796,606	39,665,948
Depreciation		
As at the beginning of the year	23,932,741	20,130,851
Charge for the year	4,783,303	4,280,437
Deductions during the year	(413,152)	(478,547)
Depreciation to date	28,302,892	23,932,741
Net Block	17,493,714	15,733,207
III. Capital Work-In-Progress (including capital advances)	2,809,582	2,069,724
Grand Total (I+II+III)	37,468,925	35,231,719

Schedule 11 - Other Assets

(₹ in Thousands)

	As at 31-03-2017	As at 31-03-2016
I. Inter-office adjustments (net)	-	-
II. Interest Accrued	52,440,280	43,874,709
III. Tax paid in advance/tax deducted at source (net of provisions)	4,101,192	3,158,993
IV. Stationery and stamps	19,790	8,291
V. Non banking assets acquired in satisfaction of claims	22,086,151	-
VI. Others #@	377,371,335	279,704,242
Total	456,018,748	326,746,235

Includes deferred tax assets of ₹5,062.19 crores (previous year ₹1,958.79 crores) [Refer Schedule 18 (1.2.10)]

@ Includes Priority Sector Shortfall Deposits of ₹17,107.12 crores (previous year ₹16,659.19 crores)

Schedule 12 - Contingent Liabilities

(₹ in Thousands)

	As at 31-03-2017	As at 31-03-2016
I. Claims against the Bank not acknowledged as debts	4,702,440	2,634,701
II. Liability for partly paid investments	-	-
III. Liability on account of outstanding forward exchange and derivative contracts:		
a) Forward Contracts	2,681,952,183	2,556,675,471
b) Interest Rate Swaps, Currency Swaps, Forward Rate Agreement & Interest Rate Futures	2,011,141,718	1,796,648,784
c) Foreign Currency Options	493,833,247	429,005,192
Total (a+b+c)	5,186,927,148	4,782,329,447
IV. Guarantees given on behalf of constituents		
In India	763,736,463	558,340,064
Outside India	47,579,859	128,192,798
V. Acceptances, endorsements and other obligations	335,366,639	294,853,158
VI. Other items for which the Bank is contingently liable	357,945,893	408,113,397
Grand Total (I+II+III+IV+V+VI) [Refer Schedule 18 (1.2.15)]	6,696,258,442	6,174,463,565

SCHEDULES FORMING PART OF THE PROFIT & LOSS ACCOUNT
FOR THE YEAR ENDED 31 MARCH, 2017

Schedule 13 - Interest Earned

(₹ in Thousands)

	Year ended 31-03-2017	Year ended 31-03-2016
I. Interest/discount on advances/bills	331,249,593	300,405,581
II. Income on investments	96,228,239	93,775,869
III. Interest on balances with Reserve Bank of India and other inter-bank funds	5,038,389	2,952,470
IV. Others	12,905,358	12,746,444
Total	445,421,579	409,880,364

Schedule 14 - Other Income

(₹ in Thousands)

	Year ended 31-03-2017	Year ended 31-03-2016
I. Commission, exchange and brokerage	70,283,094	67,075,650
II. Profit/(Loss) on sale of investments (net) [Refer Schedule 18(1.2.1)]	31,737,897	10,186,480
III. Profit/(Loss) on sale of fixed assets (net) [Refer Schedule 18(1.2.1)]	(35,506)	62,010
IV. Profit on exchange/derivative transactions (net)	10,802,458	12,750,694
V. Income earned by way of dividends etc. from subsidiaries/companies and/or joint venture abroad/in India	1,832,842	1,397,525
VI. Miscellaneous Income [including recoveries on account of advances/investments written off in earlier years ₹181.89 crores (previous year ₹160.49 crores) and net profit on account of portfolio sell downs/ securitisation ₹3.79 crores (previous year ₹6.12 crores)]	2,292,322	2,242,285
Total	116,913,107	93,714,644

Schedule 15 - Interest Expended

(₹ in Thousands)

	Year ended 31-03-2017	Year ended 31-03-2016
I. Interest on deposits	196,396,260	185,402,135
II. Interest on Reserve Bank of India/Inter-bank borrowings	18,358,479	20,672,680
III. Others	49,735,681	35,475,860
Total	264,490,420	241,550,675

Schedule 16 - Operating Expenses

(₹ in Thousands)

	Year ended 31-03-2017	Year ended 31-03-2016
I. Payments to and provisions for employees	38,918,640	33,760,064
II. Rent, taxes and lighting	9,345,921	6,740,961
III. Printing and stationery	1,860,164	1,383,908
IV. Advertisement and publicity	1,303,362	883,416
V. Depreciation on bank's property	5,087,979	4,439,115
VI. Directors' fees, allowance and expenses	24,668	21,146
VII. Auditors' fees and expenses	17,976	16,411
VIII. Law charges	109,057	170,562
IX. Postage, telegrams, telephones etc.	3,040,845	2,579,313
X. Repairs and maintenance	8,565,421	7,142,770
XI. Insurance	5,014,831	4,154,531
XII. Other expenditure	48,710,189	39,715,989
Total	121,999,053	101,008,186

17. SIGNIFICANT ACCOUNTING POLICIES

for the year ended 31 March, 2017

1 Background

Axis Bank Limited ('the Bank') was incorporated in 1993 and provides a complete suite of corporate and retail banking products. The Bank is primarily governed by the Banking Regulation Act, 1949. The Bank has overseas branches at Singapore, Hong Kong, DIFC - Dubai, Shanghai and Colombo

2 Basis of preparation

The financial statements have been prepared and presented under the historical cost convention on the accrual basis of accounting in accordance with the generally accepted accounting principles in India to comply with the statutory requirements prescribed under the Banking Regulation Act, 1949, the circulars and guidelines issued by the Reserve Bank of India ('RBI') from time to time and the Accounting Standards notified under Section 133 of the Companies Act, 2013 read together with paragraph 7 of the Companies (Accounts) Rules, 2014 and the Companies (Accounting Standards) Amendment Rules, 2016 to the extent applicable and practices generally prevalent in the banking industry in India.

3 Use of estimates

The preparation of the financial statements in conformity with the generally accepted accounting principles requires the Management to make estimates and assumptions that affect the reported amounts of assets and liabilities at the date of the financial statements, revenues and expenses during the reporting period and disclosure of contingent liabilities at the date of the financial statements. Actual results could differ from those estimates. The Management believes that the estimates used in the preparation of the financial statements are prudent and reasonable. Any revisions to the accounting estimates are recognised prospectively in the current and future periods.

4 Changes in accounting policies

4.1 Mark-to-market gain or loss on derivatives and foreign exchange contracts

In terms the guidance note issued by ICAI on "Accounting for Derivative Contracts", the Bank has presented mark-to-market gain or loss on derivatives and foreign exchange contracts on a gross basis as against the erstwhile practice of presenting the same on a net basis under other assets and other liabilities. Previous year figures have been regrouped and reclassified to conform to current year's classification. The aforesaid change has no impact on the profit of the Bank for the year ended 31 March, 2017.

4.2 Repurchase and reverse repurchase transactions with RBI under Liquidity Adjustment Facility/Marginal Standing Facility

In terms of RBI circular no. FMRD.DIRD.10/14.03.002/2015-16 dated 19 May, 2016, repurchase and reverse repurchase transactions with RBI under Liquidity Adjustment Facility/Marginal Standing Facility are accounted for as borrowing and lending respectively as against the earlier practice of including the same under investments. Previous year figures have been regrouped and reclassified to conform to current year's classification. The aforesaid change has no impact on the profit of the Bank for the year ended 31 March, 2017.

5 Significant accounting policies

5.1 Investments

Classification

In accordance with the RBI guidelines, investments are classified at the time of purchase as:

- Held for Trading ('HFT');
- Available for Sale ('AFS'); and
- Held to Maturity ('HTM').

Investments that are held principally for sale within a short period are classified as HFT securities. As per the RBI guidelines, HFT securities, which remain unsold for a period of 90 days are reclassified as AFS securities.

Investments that the Bank intends to hold till maturity are classified under the HTM category. Investments in the equity of subsidiaries/joint ventures are categorised as HTM in accordance with the RBI guidelines.

All other investments are classified as AFS securities.

SIGNIFICANT ACCOUNTING POLICIES (CONT.)

However, for disclosure in the Balance Sheet, investments in India are classified under six categories - Government Securities, Other approved securities, Shares, Debentures and Bonds, Investment in Subsidiaries/Joint Ventures and Others.

Investments made outside India are classified under three categories – Government Securities, Subsidiaries and/or Joint Ventures abroad and Others.

Transfer of security between categories

Transfer of security between categories of investments is accounted as per the RBI guidelines.

Acquisition cost

Costs including brokerage and commission pertaining to investments, paid at the time of acquisition, are charged to the Profit and Loss Account.

Broken period interest is charged to the Profit and Loss Account.

Cost of investments is computed based on the weighted average cost method.

Valuation

Investments classified under the HTM category are carried at acquisition cost unless it is more than the face value, in which case the premium is amortised over the period remaining to maturity on a constant yield to maturity basis. In terms of RBI guidelines, discount on securities held under HTM category is not accrued and such securities are held at the acquisition cost till maturity.

Investments classified under the AFS and HFT categories are marked to market. The market/fair value of quoted investments included in the 'AFS' and 'HFT' categories is the market price of the scrip as available from the trades/quotes on the stock exchanges or prices declared by Primary Dealers Association of India ('PDAI') jointly with Fixed Income Money Market and Derivatives Association of India ('FIMMDA'), periodically. Net depreciation, if any, within each category of each investment classification is recognised in the Profit and Loss Account. The net appreciation if any, under each category of each investment classification is ignored. The depreciation on securities acquired by way of conversion of outstanding loans is provided in accordance with the RBI guidelines. The book value of individual securities is not changed consequent to the periodic valuation of investments. Non-performing investments are identified and provision is made thereon as per RBI guidelines.

Treasury Bills, Exchange Funded Bills, Commercial Paper and Certificate of Deposits being discounted instruments, are valued at carrying cost.

Units of mutual funds are valued at the latest repurchase price/net asset value declared by the mutual fund.

Market value of investments where current quotations are not available, is determined as per the norms prescribed by the RBI as under:

- in case of unquoted bonds, debentures and preference shares where interest/dividend is received regularly (i.e. not overdue beyond 90 days), the market price is derived based on the YTM for Government Securities as published by FIMMDA/PDAI and suitably marked up for credit risk applicable to the credit rating of the instrument. The matrix for credit risk mark-up for each categories and credit ratings along with residual maturity issued by FIMMDA is adopted for this purpose;
- in case of bonds and debentures (including Pass Through Certificates) where interest is not received regularly (i.e. overdue beyond 90 days), the valuation is in accordance with prudential norms for provisioning as prescribed by RBI;
- equity shares, for which current quotations are not available or where the shares are not quoted on the stock exchanges, are valued at break-up value (without considering revaluation reserves, if any) which is ascertained from the company's latest Balance Sheet. In case the latest Balance Sheet is not available, the shares are valued at Re 1 per company;
- units of Venture Capital Funds ('VCF') held under AFS category where current quotations are not available are marked to market based on the Net Asset Value ('NAV') shown by VCF as per the latest audited financials of the fund. In case the audited financials are not available for a period beyond 18 months, the investments are valued at Re 1 per VCF. Investment in unquoted VCF after 23 August, 2006 are categorised under HTM category for the initial period of three years and valued at cost as per RBI guidelines and
- security receipts are valued as per the NAV obtained from the issuing Reconstruction Company/Securitisation Company.

Investments in subsidiaries/joint ventures are categorised as HTM and assessed for impairment to determine permanent diminution, if any, in accordance with the RBI guidelines.

Realised gains on investments under the HTM category are recognised in the Profit and Loss Account and subsequently appropriated to Capital Reserve account (net of taxes and transfer to statutory reserves) in accordance with the RBI guidelines. Losses are recognised in the Profit and Loss Account. Realised gains/losses on investments under the AFS and HFT category are recognised in the Profit and Loss Account.

All investments are accounted for on settlement date, except investments in equity shares which are accounted for on trade date.

Repurchase and reverse repurchase transactions

Repurchase and reverse repurchase transactions in government securities and corporate debt securities including those conducted under the Liquidity Adjustment Facility ('LAF') and Marginal Standby Facility ('MSF') with RBI are accounted as collateralised borrowing and lending respectively.

Short Sales

In accordance with the RBI guidelines, the Bank undertakes short sale transactions in Central Government dated securities. The short positions are reflected in 'Securities Short Sold ('SSS') A/c', specifically created for this purpose. Such short positions are categorised under HFT category and netted off from investments in the Balance Sheet. These positions are marked-to-market along with the other securities under HFT portfolio and the resultant mark-to-market gains/losses are accounted for as per the relevant RBI guidelines for valuation of investments discussed earlier.

5.2 Advances

Advances are classified into performing and non-performing advances ('NPAs') as per the RBI guidelines and are stated net of bills rediscounted, inter-bank participation certificates, specific provisions made towards NPAs, interest in suspense for NPAs, claims received from Export Credit Guarantee Corporation, provisions for funded interest on term loan classified as NPAs, provisions in lieu of diminution in the fair value of restructured assets and floating provisions.

NPAs are classified into sub-standard, doubtful and loss assets based on the criteria stipulated by the RBI. Advances held at the overseas branches that are identified as impaired as per host country regulations for reasons other than record of recovery, but which are standard as per the RBI guidelines, are classified as NPAs to the extent of amount outstanding in the host country. Provisions for NPAs are made for sub-standard and doubtful assets at rates as prescribed by the RBI with the exception for agriculture advances and schematic retail advances. In respect of schematic retail advances, provisions are made in terms of a bucket-wise policy upon reaching specified stages of delinquency (90 days or more of delinquency) under each type of loan, which satisfies the RBI prudential norms on provisioning. Provisions in respect of agriculture advances classified into sub-standard and doubtful assets are made at rates which are higher than those prescribed by the RBI. Provisions for advances booked in overseas branches, which are standard as per the RBI guidelines but are classified as NPAs based on host country guidelines, are made as per the host country regulations.

In addition to the above, the Bank on a prudential basis, makes provision for expected losses against advances or other exposures to specific assets/industry/sector either on a case-by-case basis or for a group of assets, based on specific information or general economic environment. These are classified as contingent provision and included under Schedule 5 - Other Liabilities in the Balance Sheet.

Loss assets and unsecured portion of doubtful assets are provided/written off as per the extant RBI guidelines.

Amounts recovered against debts written off are recognised in the Profit and Loss account.

For restructured/rescheduled assets, provision is made in accordance with the guidelines issued by RBI, which requires the diminution in the fair value of the assets to be provided at the time of restructuring.

The Bank makes provision in accordance with the RBI guidelines, on assets subjected to Strategic Debt Restructuring (SDR) scheme and Scheme for Sustainable Structuring of Stressed Asset (S4A).

For entities with Unhedged Foreign Currency Exposure (UFCE), provision is made in accordance with the guidelines issued by RBI, which requires to ascertain the amount of UFCE, estimate the extent of likely loss and estimate the riskiness of unhedged position. This provision is classified under Schedule 5 – Other Liabilities in the Balance Sheet.

The Bank maintains a general provision on standard advances at the rates prescribed by RBI. In case of overseas branches, general provision on standard advances is maintained at the higher of the levels stipulated by the respective overseas regulator or RBI.

Under its home loan portfolio, the Bank offers housing loans with certain features involving waiver of Equated Monthly Installments ('EMIs') of a specific period subject to fulfilment of a set of conditions by the borrower. The Bank makes provision on an estimated basis against the probable loss that could be incurred in future on account of waivers to eligible borrowers in respect of such loans. This provision is classified under Schedule 5 – Other Liabilities in the Balance Sheet.

SIGNIFICANT ACCOUNTING POLICIES (CONT.)

5.3 Country risk

In addition to the provisions required to be held according to the asset classification status, provisions are held for individual country exposure (other than for home country as per the RBI guidelines). The countries are categorised into seven risk categories namely insignificant, low, moderate, high, very high, restricted and off-credit and provision is made on exposures exceeding 180 days on a graded scale ranging from 0.25% to 100%. For exposures with contractual maturity of less than 180 days, 25% of the normal provision requirement is held. If the net funded exposure of the Bank in respect of each country does not exceed 1% of the total assets, no provision is maintained on such country exposure.

5.4 Securitisation

The Bank enters into purchase/sale of corporate and retail loans through direct assignment/Special Purpose Vehicle ('SPV'). In most cases, post securitisation, the Bank continues to service the loans transferred to the assignee/SPV. The Bank also provides credit enhancement in the form of cash collaterals and/or by subordination of cash flows to Senior Pass Through Certificate ('PTC') holders. In respect of credit enhancements provided or recourse obligations (projected delinquencies, future servicing etc.) accepted by the Bank, appropriate provision/disclosure is made at the time of sale in accordance with AS-29, Provisions, Contingent Liabilities and Contingent Assets as notified under Section 133 of the Companies Act, 2013 read together with paragraph 7 of the Companies (Accounts) Rules, 2014 and the Companies (Accounting Standards) Amendment Rules, 2016.

In accordance with RBI guidelines of 7 May, 2012, on 'Guidelines on Securitisation of Standard Assets', gain on securitisation transaction is recognised over the period of the underlying securities issued by the SPV as prescribed under RBI guidelines. Loss on securitisation is immediately debited to the Profit and Loss Account.

5.5 Foreign currency transactions

In respect of domestic operations, transactions denominated in foreign currencies are accounted for at the rates prevailing on the date of the transaction. Monetary foreign currency assets and liabilities are translated at the Balance Sheet date at rates notified by Foreign Exchange Dealers Association of India ('FEDAI'). All profits/losses resulting from year end revaluations are recognised in the Profit and Loss Account.

Financial statements of foreign branches classified as non-integral foreign operations as per the RBI guidelines are translated as follows:

- Assets and liabilities (both monetary and non-monetary as well as contingent liabilities) are translated at closing exchange rates notified by FEDAI at the Balance Sheet date.
- Income and expenses are translated at the rates prevailing on the date of the transactions.
- All resulting exchange differences are accumulated in a separate 'Foreign Currency Translation Reserve' till the disposal of the net investments. Any realised gains or losses are recognised in the Profit and Loss Account.

Outstanding forward exchange contracts including tom/spot contracts (excluding currency swaps undertaken to hedge foreign currency assets/liabilities and funding swaps which are not revalued) are revalued at year end on PV basis by discounting the forward value till spot date and converting the FCY amount using the respective spot rates as notified by FEDAI. The resulting gains or losses on revaluation are included in the Profit and Loss Account in accordance with RBI/FEDAI guidelines.

Premium/discount on currency swaps undertaken to hedge foreign currency assets and liabilities and funding swaps is recognised as interest income/expense and is amortised on a pro-rata basis over the underlying swap period.

Contingent liabilities on account of forward exchange and derivative contracts, guarantees, acceptances, endorsements and other obligations denominated in foreign currencies are disclosed at closing rates of exchange notified by FEDAI.

5.6 Derivative transactions

Derivative transactions comprise of forward contracts, swaps and options which are disclosed as contingent liabilities. The forwards, swaps and options are categorised as trading or hedge transactions. Trading derivative contracts are revalued at the Balance Sheet date with the resulting unrealised gain or loss being recognised in the Profit and Loss Account and correspondingly in other assets (representing positive Mark to Market) and in other liabilities (representing negative Mark to Market (MTM)) on a gross basis. For hedge transactions, the Bank identifies the hedged item (asset or liability) at the inception of transaction itself. The effectiveness is ascertained at the time of inception of the hedge and periodically thereafter. Hedge swaps are accounted for on accrual basis except in case of swaps designated with an asset or liability that is carried at market value or lower of cost or market value in the financial statements. In such cases the swaps are marked to market with the resulting gain or loss recorded as an adjustment to the market value of designated asset or liability. The premium on option contracts is accounted for as per FEDAI guidelines. Pursuant to the RBI guidelines any receivables under derivative contracts comprising of crystallised receivables as well as positive Mark to Market (MTM) in respect of future receivables which remain overdue for more than 90 days are reversed through the Profit and Loss account and are held in separate Suspense Account.

Currency futures contracts are marked to market using daily settlement price on a trading day, which is the closing price of the respective futures contracts on that day. While the daily settlement price is computed based on the last half an hour weighted average price of such contract, the final settlement price is taken as the RBI reference rate on the last trading day of the futures contract or as may be specified by the relevant authority from time to time. All open positions are marked to market based on the settlement price and the resultant marked to market profit/loss is daily settled with the exchange.

Valuation of Exchange Traded Currency Options (ETCO) is carried out on the basis of the daily settlement price of each individual option provided by the exchange and valuation of Interest Rate Futures (IRF) is carried out on the basis of the daily settlement price of each contract provided by the exchange.

5.7 Revenue recognition

Interest income is recognised on an accrual basis in accordance with AS-9, Revenue Recognition as notified under Section 133 of the Companies Act, 2013 read together with paragraph 7 of the Companies (Accounts) Rules, 2014, the Companies (Accounting Standards) Amendment Rules, 2016 and the RBI guidelines, except in the case of interest income on non-performing assets and loans under Strategic Debt Restructuring (SDR) scheme and Scheme for Sustainable Structuring of Stressed Asset (S4A) of RBI, where it is recognised on receipt basis if overdue for more than 90 days. Income on non-coupon bearing discounted instruments or low-coupon bearing instruments is recognised over the tenor of the instrument on a constant yield basis.

Guarantee commission is recognized on a pro-rata basis over the period of the guarantee. Locker rent and annual fees for credit cards are recognised on a straight-line basis over the period of contract. Arrangership/syndication fee is accounted for on completion of the agreed service and when right to receive is established. Other fees and commission income are recognised when due.

Dividend is accounted on an accrual basis when the right to receive the dividend is established.

Gain/loss on sell down of loans and advances through direct assignment is recognised at the time of sale.

In accordance with RBI guidelines on sale of non-performing advances, if the sale is at a price below the net book value (i.e. book value less provisions held), the shortfall is charged to the Profit and Loss Account. If the sale is for a value higher than the net book value, the excess provision is credited to the Profit and Loss Account in the year the amounts are received.

The Bank deals in bullion business on a consignment basis. The difference between the price recovered from customers and cost of bullion is accounted for at the time of sale to the customers. The Bank also deals in bullion on a borrowing and lending basis and the interest paid/received is accounted on an accrual basis.

5.8 Fixed assets and depreciation/impairment

Fixed assets are carried at cost of acquisition less accumulated depreciation and impairment, if any. Cost includes initial handling and delivery charges, duties, taxes and incidental expenses related to the acquisition and installation of the asset.

Capital work-in-progress includes cost of fixed assets that are not ready for their intended use and also includes advances paid to acquire fixed assets.

Depreciation is provided over the estimated useful life of a fixed asset on the straight-line method from the date of addition. The management believes that depreciation rates currently used, fairly reflect its estimate of the useful lives and residual values of fixed assets, though these rates in certain cases are different from lives prescribed under Schedule II of Companies Act, 2013.

Asset	Estimated useful life
Owned premises	60 years
Computer hardware including printers	3 years
Application software	5 years
Vehicles	4 years
EPABX, telephone instruments	8 years
CCTV and video conferencing equipment	3 years
Mobile phone	2 years
Locker cabinets/cash safe/strong room door	10 years
Modem, scanner, routers, hubs, switches, racks/cabinets for IT equipment	5 years
UPS, VSAT, fax machines	5 years
Cheque book/cheque encoder, currency counting machine, fake note detector	5 years
Assets at staff residence	3 years
All other fixed assets	10 years

Depreciation on assets sold during the year is recognised on a pro-rata basis to the Profit and Loss Account till the date of sale.

SIGNIFICANT ACCOUNTING POLICIES (CONT.)

Profit on sale of premises is appropriated to Capital Reserve account (net of taxes and transfer to statutory reserve) in accordance with RBI instructions.

The carrying amounts of assets are reviewed at each Balance Sheet date to ascertain if there is any indication of impairment based on internal/external factors. An impairment loss is recognised wherever the carrying amount of an asset exceeds its recoverable amount. The recoverable amount is the greater of the asset's net selling price and value in use. In assessing value in use, the estimated future cash flows are discounted to their present value at the weighted average cost of capital. After impairment, depreciation is provided on the revised carrying amount of the asset over its remaining useful life.

5.9 Lease transactions

Leases where the lessor effectively retains substantially all the risks and benefits of ownership over the lease term are classified as operating lease. Lease payments for assets taken on operating lease are recognised as an expense in the Profit and Loss Account on a straight-line basis over the lease term.

5.10 Retirement and other employee benefits

Provident Fund

Retirement benefit in the form of provident fund is a defined benefit plan wherein the contributions are charged to the Profit and Loss Account of the year when the contributions to the fund are due and when services are rendered by the employees. Further, an actuarial valuation is conducted by an independent actuary using the Projected Unit Credit Method as at 31 March each year to determine the deficiency, if any, in the interest payable on the contributions as compared to the interest liability as per the statutory rate.

Gratuity

The Bank contributes towards gratuity fund (defined benefit retirement plan) administered by various insurers for eligible employees. Under this scheme, the settlement obligations remain with the Bank, although various insurers administer the scheme and determine the contribution premium required to be paid by the Bank. The plan provides a lump sum payment to vested employees at retirement or termination of employment based on the respective employee's salary and the years of employment with the Bank. Liability with regard to gratuity fund is accrued based on actuarial valuation conducted by an independent actuary using the Projected Unit Credit Method as at 31 March each year. In respect of employees at overseas branches (other than expatriates) liability with regard to gratuity is provided on the basis of a prescribed method as per local laws, wherever applicable.

Compensated Absences

Short term compensated absences are provided for based on estimates of encashment/availment of leave. The Bank provides long term compensated absences based on actuarial valuation conducted by an independent actuary. The actuarial valuation is carried out as per the Projected Unit Credit Method as at 31 March each year.

Actuarial gains/losses are immediately taken to the Profit and Loss Account and are not deferred.

Superannuation

Employees of the Bank are entitled to receive retirement benefits under the Bank's Superannuation scheme either under a cash-out option through salary or under a defined contribution plan. Through the defined contribution plan, the Bank contributes annually a specified sum of 10% of the employee's eligible annual basic salary to LIC, which undertakes to pay the lumpsum and annuity benefit payments pursuant to the scheme. Superannuation contributions are recognised in the Profit and Loss Account in the period in which they accrue.

5.11 Reward points

The Bank runs a loyalty program which seeks to recognize and reward customers based on their relationship with the Bank. Under the program, eligible customers are granted loyalty points redeemable in future, subject to certain conditions. In addition, the Bank continues to grant reward points in respect of certain credit cards (not covered under the loyalty program). The Bank estimates the probable redemption of such loyalty/reward points using an actuarial method at the Balance Sheet date by employing an independent actuary. Provision for the said reward points is then made based on the actuarial valuation report as furnished by the said independent actuary.

5.12 Taxation

Income tax expense is the aggregate amount of current tax and deferred tax charge. Current year taxes are determined in accordance with the relevant provisions of Income tax Act, 1961. Deferred income taxes reflects the impact of current year timing differences between taxable income and accounting income for the year and reversal of timing differences of earlier years.

Deferred tax is measured based on the tax rates and the tax laws enacted or substantively enacted at the Balance Sheet date. Deferred tax assets and deferred tax liabilities are offset, if a legally enforceable right exists to set off assets against liabilities representing current tax and the deferred tax assets and deferred tax liabilities relate to the taxes on income levied by same governing taxation laws.

Deferred tax assets are recognised only to the extent that there is reasonable certainty that sufficient future taxable income will be available against which such deferred tax assets can be realised. The impact of changes in the deferred tax assets and liabilities is recognised in the Profit and Loss Account.

Deferred tax assets are recognised and reassessed at each reporting date, based upon the Management's judgement as to whether realisation is considered as reasonably certain. Deferred tax assets are recognised on carry forward of unabsorbed depreciation and tax losses only if there is virtual certainty supported by convincing evidence that such deferred tax asset can be realised against future profits.

5.13 Share issue expenses

Share issue expenses are adjusted from Share Premium Account in terms of Section 52 of the Companies Act, 2013.

5.14 Earnings per share

The Bank reports basic and diluted earnings per share in accordance with AS-20, Earnings per Share, as notified under Section 133 of the Companies Act, 2013 read together with paragraph 7 of the Companies (Accounts) Rules, 2014 and the Companies (Accounting Standards) Amendment Rules, 2016. Basic earnings per share is computed by dividing the net profit after tax by the weighted average number of equity shares outstanding for the year.

Diluted earnings per share reflect the potential dilution that could occur if securities or other contracts to issue equity shares were exercised or converted during the year. Diluted earnings per share is computed using the weighted average number of equity shares and dilutive potential equity shares outstanding at the year end except where the results are anti-dilutive.

5.15 Employee stock option scheme

The 2001 Employee Stock Option Scheme ('the Scheme') provides for grant of stock options on equity shares of the Bank to employees and Directors of the Bank and its subsidiaries. The Scheme is in accordance with the Securities and Exchange Board of India (SEBI) (Employees Stock Option Scheme and Employee Stock Purchase Scheme) Guidelines, 1999 ('the Guidelines'). These Guidelines have been repealed in the month of October, 2014 and were substituted by Securities and Exchange Board of India (Share Based Employee Benefits) Regulations, 2014. The Scheme is in compliance with the said regulations. The Bank follows the intrinsic value method to account for its stock based employee compensation plans as per the Guidelines. Options are granted at an exercise price, which is equal to/less than the fair market price of the underlying equity shares. The excess of such fair market price over the exercise price of the options as at the grant date is recognised as a deferred compensation cost and amortised on a straight-line basis over the vesting period of such options.

The fair market price is the latest available closing price, prior to the date of grant, on the stock exchange on which the shares of the Bank are listed. If the shares are listed on more than one stock exchange, then the stock exchange where there is highest trading volume on the said date is considered.

5.16 Provisions, contingent liabilities and contingent assets

A provision is recognised when the Bank has a present obligation as a result of past event where it is probable that an outflow of resources will be required to settle the obligation, in respect of which a reliable estimate can be made. Provisions are not discounted to its present value and are determined based on best estimate required to settle the obligation at the Balance Sheet date. These are reviewed at each Balance Sheet date and adjusted to reflect the current best estimates.

A disclosure of contingent liability is made when there is:

- a possible obligation arising from a past event, the existence of which will be confirmed by occurrence or non-occurrence of one or more uncertain future events not within the control of the Bank; or
- a present obligation arising from a past event which is not recognised as it is not probable that an outflow of resources will be required to settle the obligation or a reliable estimate of the amount of the obligation cannot be made.

When there is a possible obligation or a present obligation in respect of which the likelihood of outflow of resources is remote, no provision or disclosure is made.

Contingent assets are not recognised in the financial statements. However, contingent assets are assessed continually and if it is virtually certain that an inflow of economic benefits will arise, the asset and related income are recognised in the period in which the change occurs.

5.17 Cash and cash equivalents

Cash and cash equivalents include cash in hand, balances with RBI, balances with other banks and money at call and short notice.

18. NOTES

forming part of the financial statements for the year ended 31 March, 2017

(Currency: In Indian Rupees)

1.1 Statutory disclosures as per RBI

1.1.1 'Provisions and contingencies' recognised in the Profit and Loss Account comprise of:

	(₹ in crores)	
For the year ended	31 March, 2017	31 March, 2016
Provision for income tax		
- Current tax	4,988.90	4,241.96
- Deferred tax (Refer 1.2.10)	(3,200.62)	(71.87)
	1,788.28	4,170.09
Provision for wealth tax	-	(0.05)
Provision for non-performing assets (including bad debts written off and write backs)	11,157.06	3,800.46
Provision for restructured assets/strategic debt restructuring/sustainable structuring	290.53	(61.78)
Provision towards standard assets	348.45	387.00
Provision for depreciation in value of investments	238.70	84.01
Provision for unhedged foreign currency exposure	(13.88)	1.62
Provision for country risk	19.94	-
Provision for other contingencies*	76.16	(501.40)
Total	13,905.24	7,879.95

* includes contingent provision for advances/other exposures, legal cases and other contingencies

1.1.2 The capital adequacy ratio of the Bank, calculated as per the RBI guidelines (under Basel III) is set out below:

	(₹ in crores)	
	31 March, 2017	31 March, 2016
Common Equity Tier I	52,555.81	50,409.23
Tier I	56,039.32	50,517.51
Tier II	14,565.85	11,231.79
Total capital	70,605.17	61,749.30
Total risk weighted assets and contingents	472,313.18	403,949.18
Capital ratios		
Common Equity Tier I	11.13%	12.48%
Tier I	11.87%	12.51%
Tier II	3.08%	2.78%
CRAR	14.95%	15.29%
Amount of equity capital raised	-	-
Amount of additional Tier I capital raised of which:		
Perpetual Non-Cumulative Preference Shares (PNCPS)	-	-
Perpetual Debt Instruments (PDI) (details given below)	3,500.00	-
Amount of Tier II capital raised of which:		
Debt capital instrument (details given below)	4,230.00	1,500.00
Preferential capital instrument	-	-

During the year ended 31 March, 2017, the Bank raised debt instruments eligible for Tier-I/Tier-II capital, the details of which are set out below:

Instrument	Capital	Date of maturity	Period	Coupon	Amount
Perpetual debt	Additional Tier-I	-*	-	8.75%	₹3,500 crores
Subordinated debt	Tier-II	27 May, 2026	120 months	8.50%	₹2,430 crores
Subordinated debt	Tier-II	23 November, 2026	120 months	7.84%	₹1,800 crores

*Call option on expiry of 60 months from the date of allotment

During the year ended 31 March, 2016, the Bank raised debt instruments eligible for Tier-I/Tier-II capital, the details of which are set out below:

Instrument	Capital	Date of maturity	Period	Coupon	Amount
Subordinated debt	Tier-II	30 September, 2025	120 months	8.50%	₹1,500 crores

During the year ended 31 March, 2017, the Bank redeemed debt instruments eligible for Tier-I/Tier-II capital, the details of which are set out below:

Instrument	Capital	Date of maturity	Period	Coupon	Amount
Subordinated debt	Tier-II	28 June, 2016	120 months	9.10%	₹104.90 crores
Upper Tier-II	Tier-II	11 August, 2016*	180 months	7.25%	\$150 million
Perpetual debt	Tier-I	30 September, 2016*	-	10.05%	₹214.00 crores
Perpetual debt	Tier-I	16 November, 2016*	-	7.17%	\$46 million
Upper Tier-II	Tier-II	24 November, 2016*	180 months	9.35%	₹200.00 crores
Upper Tier-II	Tier-II	6 February, 2017*	180 months	9.50%	₹107.50 crores
Subordinated debt	Tier-II	30 March, 2017	120 months	10.10%	₹250.90 crores

* represents call date

During the year ended 31 March, 2016, the Bank redeemed debt instruments eligible for Tier-I/Tier-II capital, the details of which are set out below:

Instrument	Capital	Date of maturity	Period	Coupon	Amount
Subordinated debt	Tier-II	22 March, 2016	120 months	8.75%	₹360 crores
Subordinated debt	Tier-II	22 March, 2016	120 months	8.56%	₹10 crores

1.1.3 The key business ratios and other information is set out below:

As at	31 March, 2017 %	31 March, 2016 %
Interest income as a percentage to working funds [#]	7.88	8.59
Non-interest income as a percentage to working funds [#]	2.07	1.96
Operating profit as a percentage to working funds [#]	3.11	3.38
Return on assets (based on working funds [#])	0.65	1.72
Business (deposits less inter-bank deposits plus advances) per employee ^{**}	₹14.00 crores	₹14.84 crores
Profit per employee ^{**}	₹0.07 crores	₹0.18 crores
Net non-performing assets as a percentage of net customer assets *	2.11	0.70

[#] Working funds represent average of total assets as reported to RBI in Form X under Section 27 of the Banking Regulation Act, 1949 during the year

* Net Customer assets include advances and credit substitutes

** Productivity ratios are based on average employee numbers for the year

NOTES (CONT.)

1.1.4 The provisioning coverage ratio of the Bank computed in terms of the RBI guidelines as on 31 March, 2017 was 64.79% (previous year 72.27%).

1.1.5 Asset Quality

i) Net non-performing advances to net advances is set out below:

	31 March, 2017 %	31 March, 2016 %
Net non-performing advances as a percentage of net advances	2.27	0.74

ii) Movement in gross non-performing assets is set out below:

(₹ in crores)

	31 March, 2017			
	Advances	Investments	Others*	Total
Gross NPAs as at the beginning of the year	5,848.48	239.03	-	6,087.51
Intra Category Transfer	(42.23)	45.69	(3.46)	-
Additions (fresh NPAs) during the year	19,857.84	1,920.49	3.46	21,781.79
Sub-total (A)	25,664.09	2,205.21	-	27,869.30
Less:-				
(i) Upgradations	1,806.53	559.25	-	2,365.78
(ii) Recoveries (excluding recoveries made from upgraded accounts)#	1,824.79	176.16	-	2,000.95
(iii) Technical/Prudential Write-offs	469.01	35.00	-	504.01
(iv) Write-offs other than those under (iii) above#	1,518.10	199.98	-	1,718.08
Sub-total (B)	5,618.43	970.39	-	6,588.82
Gross NPAs as at the end of the year (A-B)	20,045.66	1,234.82	-	21,280.48

* represents amount outstanding under application money classified as non-performing asset

including sale of NPAs

(₹ in crores)

	31 March, 2016			
	Advances	Investments	Others*	Total
Gross NPAs as at the beginning of the year	3,866.91	243.28	-	4,110.19
Intra Category Transfer	-	-	-	-
Additions (fresh NPAs) during the year	7,241.14	66.26	37.16	7,344.56
Sub-total (A)	11,108.05	309.54	37.16	11,454.75
Less:-				
(i) Upgradations	341.87	-	-	341.87
(ii) Recoveries (excluding recoveries made from upgraded accounts)#	1,683.27	9.04	10.53	1,702.84
(iii) Technical/Prudential Write-offs	1,470.55	61.47	1.99	1,534.01
(iv) Write-offs other than those under (iii) above#	1,763.88	-	24.64	1,788.52
Sub-total (B)	5,259.57	70.51	37.16	5,367.24
Gross NPAs as at the end of the year (A-B)	5,848.48	239.03	-	6,087.51

* represents amount outstanding under application money classified as non-performing asset

including sale of NPAs

iii) Movement in net non-performing assets is set out below:

(₹ in crores)

	31 March, 2017			
	Advances	Investments	Others	Total
Opening balance at the beginning of the year	2,518.59	3.55	-	2,522.14
Additions during the year	10,000.70	1,138.60	-	11,139.30
Effect of exchange rate fluctuation	90.11	(0.64)	-	89.47
Reductions during the year	(3,977.46)	(870.69)	-	(4,848.15)
Interest Capitalisation – Restructured NPA Accounts	(144.74)	(131.47)	-	(276.21)
Closing balance at the end of the year[#]	8,487.20	139.35	-	8,626.55

net of balance outstanding in interest capitalisation-restructured NPA accounts amounting to ₹448.21 crores

(₹ in crores)

	31 March, 2016			
	Advances	Investments	Others	Total
Opening balance at the beginning of the year	1,286.97	29.74	-	1,316.71
Additions during the year	4,400.89	(15.69)	21.10	4,406.30
Effect of exchange rate fluctuation	(10.35)	(0.62)	-	(10.97)
Reductions during the year	(3,088.14)	(9.88)	(21.10)	(3,119.12)
Interest Capitalisation – Restructured NPA Accounts	(70.78)	-	-	(70.78)
Closing balance at the end of the year[#]	2,518.59	3.55	-	2,522.14

net of balance outstanding in interest capitalisation-restructured NPA accounts amounting to ₹172.00 crores

iv) Movement in provisions for non-performing assets is set out below:

(₹ in crores)

	31 March, 2017			
	Advances	Investments	Others	Total
Opening balance at the beginning of the year	3,160.96	232.41	-	3,393.37
Intra-Category Transfer	(42.23)	45.69	(3.46)	-
Provisions made during the year	9,798.09	781.89	3.46	10,583.44
Effect of exchange rate fluctuation	(90.11)	0.64	-	(89.47)
Transfer from restructuring provision	59.05	-	-	59.05
Write-offs/(write back) of excess provision*	(1,640.97)	(99.70)	-	(1,740.67)
Closing balance at the end of the year	11,244.79	960.93	-	12,205.72

* includes provision utilised for sale of NPAs amounting to ₹964.16 crores

(₹ in crores)

	31 March, 2016			
	Advances	Investments	Others	Total
Opening balance at the beginning of the year	2,481.79	210.47	-	2,692.26
Intra-Category Transfer	-	-	-	-
Provisions made during the year	2,786.61	81.95	16.06	2,884.62
Effect of exchange rate fluctuation	10.35	0.62	-	10.97
Transfer from restructuring provision	53.64	-	-	53.64
Write-offs/(write back) of excess provision*	(2,171.43)	(60.63)	(16.06)	(2,248.12)
Closing balance at the end of the year	3,160.96	232.41	-	3,393.37

* includes provision utilised for sale of NPAs amounting to ₹498.62 crores

NOTES (CONT.)

- v) Movement in technical/prudential written off accounts is set out below:

(₹ in crores)

	31 March, 2017	31 March, 2016
Opening balance at the beginning of the year	3,627.15	2,255.57
Add: Technical/Prudential write-offs during the year*	504.01	1,534.01
Sub-total (A)	4,131.16	3,789.58
Less: Recovery made from previously technical/prudential written-off accounts during the year	339.29	113.87
Less: Sacrifice made from previously technical/prudential written-off accounts during the year	570.79	48.56
Sub-total (B)	910.08	162.43
Closing balance at the end of the year (A-B)	3,221.08	3,627.15

* includes effect of exchange fluctuation for foreign currency loans written off in earlier years.

- vi) Total exposure to top four non-performing assets is given below:

(₹ in crores)

	31 March, 2017	31 March, 2016
Total exposure to top four NPA accounts	4,983.87	1,121.06

- vii) Sector-wise advances:

(₹ in crores)

Sr. No.	Sector	31 March, 2017			31 March, 2016		
		Outstanding Total Advances	Gross NPAs	% of Gross NPAs to Total Advances in that sector	Outstanding Total Advances	Gross NPAs	% of Gross NPAs to Total Advances in that sector
A	Priority Sector						
1	Agriculture and allied activities	25,882.66	840.48	3.25%	22,846.55	557.71	2.44%
2	Advances to industries sector eligible as priority sector lending	20,301.02	630.46	3.11%	17,236.22	302.01	1.75%
-	Basic Metal & Metal Products	1,824.25	54.36	2.98%	1,656.87	43.17	2.61%
-	Infrastructure	549.17	21.95	4.00%	646.23	15.43	2.39%
3	Services	15,904.56	428.02	2.69%	15,318.79	271.96	1.78%
-	Professional services	725.40	9.61	1.32%	-*	-*	-*
-	Banking and Finance other than NBFCs and MFs	3,496.52	107.06	3.06%	3,452.87	94.78	2.74%
-	Non-banking financial companies (NBFCs)	1,799.13	-	-	-*	-*	-*
-	Commercial Real Estate	226.52	6.80	3.00%	268.85	6.55	2.44%
-	Trade	7,554.33	264.74	3.50%	7,784.33	144.25	1.85%
4	Personal loans	32,903.26	250.29	0.76%	26,964.96	175.91	0.65%
-	Consumer Durables	3,801.88	26.00	0.68%	-*	-*	-*
-	Housing	23,173.31	123.54	0.53%	23,620.65	90.73	0.38%
	Sub-total (A)	94,991.50	2,149.25	2.26%	82,366.52	1,307.59	1.59%

(₹ in crores)

Sr. No.	Sector	31 March, 2017			31 March, 2016		
		Outstanding Total Advances	Gross NPAs	% of Gross NPAs to Total Advances in that sector	Outstanding Total Advances	Gross NPAs	% of Gross NPAs to Total Advances in that sector
B	Non Priority Sector						
1	Agriculture and allied activities	-	-	-	-	-	-
2	Industry	124,556.99	13,294.97	10.67%	123,016.88	2,817.80	2.29%
-	Basic Metal & Metal Products	23,650.81	4,103.34	17.35%	18,637.41	172.80	0.93%
-	Infrastructure	42,621.62	3,405.53	7.99%	47,196.13	917.46	1.94%
3	Services	67,039.50	3,688.76	5.50%	54,104.27	1,143.99	2.11%
-	Professional services	7,719.71	1,594.60	20.66%	-*	-*	-*
-	Banking and Finance other than NBFCs and MFs	11,525.80	-	-	6,448.59	-	-
-	Non-banking financial companies (NBFCs)	8,762.60	-	-	-*	-*	-*
-	Commercial Real Estate	14,022.35	562.33	4.01%	15,302.23	143.79	0.94%
-	Trade	11,167.65	332.71	2.98%	10,380.73	390.22	3.76%
4	Personal loans	98,135.43	912.68	0.93%	82,824.28	579.10	0.70%
-	Consumer Durables	9,712.81	64.05	0.66%	-*	-*	-*
-	Housing	51,647.93	370.73	0.72%	40,266.78	214.97	0.53%
	Sub-total (B)	289,731.92	17,896.41	6.18%	259,945.43	4,540.89	1.75%
	Total (A+B)	384,723.42	20,045.66	5.21%	342,311.95	5,848.48	1.71%

Classification of advances into sector is based on Sector wise Industry Bank Credit return submitted to RBI

Figures in italics represent sub-sectors where the outstanding advance exceeds 10% of total outstanding advance to that sector.

* does not exceed 10% of total advances to sector as on 31st March

viii) Divergence in Asset Classification and Provisioning for NPAs

- The Bank classifies advances into performing and non-performing advances (NPAs) as per the RBI guidelines. NPAs are identified and provided for based on RBI's Prudential Norms on Income Recognition, Asset Classification and Provisioning.
- Based on application of RBI's prudential norms as stated above, the Bank classified and made the prescribed provisions against the NPAs as at the end of 31 March, 2016.
- As part of its Risk Based Supervision exercise for FY 2015-16 completed in Q3 FY 2016-17, the RBI pointed out certain modifications in the Banks' asset classification and provisioning as detailed in the table below:

Sr. No.	Particulars	(₹ in crores)
1	Gross NPAs as on 31 March, 2016, as reported by the Bank	6,087.51
2	Gross NPAs as on 31 March, 2016, as assessed by RBI	15,565.41
3	Divergence in Gross NPAs (2-1)	9,477.90
4	Net NPAs as on 31 March, 2016, as reported by the Bank	2,522.14
5	Net NPAs as on 31 March, 2016, as assessed by RBI	9,685.24
6	Divergence in Net NPAs (5-4)	7,163.10
7	Provisions for NPAs as on 31 March, 2016, as reported by the Bank	3,393.37
8	Provisions for NPAs as on 31 March, 2016, as assessed by RBI	5,708.17
9	Divergence in provisioning (8-7)	2,314.80
10	Reported Net Profit after Tax (PAT) for the year ended 31 March, 2016	8,223.66
11	Adjusted (notional) Net Profit after Tax (PAT) for the year ended 31 March, 2016 after taking into account the divergence in provisioning	6,687.79

NOTES (CONT.)

- The Bank has duly considered the impact of the above in the Financial Statements for the year ended 31 March, 2017.
- Of the above:
 - Based on operations in the borrower accounts subsequent to 31 March, 2016, accounts with value of ₹5,260 crores were recognized as NPAs in Q1 and Q2 of FY 2016-17, prior to the Risk Based Supervision exercise for 2016.
 - Based on operations in the borrower accounts subsequent to 31 March, 2016, accounts with value of ₹1,811 crores were recognized as NPA in Q3 of FY 2016-17.
 - The balance accounts with value of ₹2,408 crores continued to remain standard as on 31 March, 2017 upon resolution of irregularity in those accounts.

1.1.6 During the years ended 31 March, 2017 and 31 March, 2016; none of the exposures to Indian corporates at overseas branches of the Bank have been classified as NPA by any host banking regulator for reasons other than record of recovery.

1.1.7 Movement in floating provision is set out below:

(₹ in crores)		
For the year ended	31 March, 2017	31 March, 2016
Opening balance at the beginning of the year	3.25	3.25
Provisions made during the year	-	-
Draw down made during the year	-	-
Closing balance at the end of the year	3.25	3.25

The Bank has not made any draw down out of the floating provision during the current and the previous year.

1.1.8 Provision on Standard Assets

(₹ in crores)		
	31 March, 2017	31 March, 2016
Provision towards Standard Assets [includes ₹37.60 crores (previous year ₹21.54 crores) of standard provision on derivative exposures]	2,338.58	1,999.77

1.1.9 Details of Investments are set out below:

i) Value of Investments:

(₹ in crores)		
	31 March, 2017	31 March, 2016
1) Gross value of Investments		
a) In India	127,248.79	129,491.14
b) Outside India	2,915.37	2,487.95
2) (i) Provision for Depreciation		
a) In India	(409.86)	(222.62)
b) Outside India	-	-
(ii) Provision for Non-Performing Investments		
a) In India	(940.93)	(227.06)
b) Outside India	(20.00)	(5.35)
3) Net value of Investments		
a) In India	125,898.00	129,041.46
b) Outside India	2,895.37	2,482.60

ii) Movement of provisions held towards depreciation on investments:

	(₹ in crores)	
	31 March, 2017	31 March, 2016
Opening balance	222.62	72.34
Add: Provisions made during the year	316.19	150.28
Less: Write offs/write back of excess provisions during the year	(128.95)	-
Closing balance	409.86	222.62

1.1.10 A summary of lending to sensitive sectors is set out below:

		(₹ in crores)	
As at		31 March, 2017	31 March, 2016
A. Exposure to Real Estate Sector			
1) Direct Exposure			
(i) Residential mortgages		88,332.95	74,755.77
- of which housing loans eligible for inclusion in priority sector advances		23,505.73	20,953.54
(ii) Commercial real estate		25,330.23	25,240.95
(iii) Investments in Mortgage Backed Securities (MBS) and other securitised exposures -			
a. Residential		-	-
b. Commercial real estate		75.00	75.00
2) Indirect Exposure			
Fund based and non-fund based exposures on National Housing Bank (NHB) and Housing Finance Companies (HFCs)		11,680.20	12,343.91
Total Exposure to Real Estate Sector		125,418.38	112,415.63
B. Exposure to Capital Market			
1. Direct investments in equity shares, convertible bonds, convertible debentures and units of equity-oriented mutual funds the corpus of which is not exclusively invested in corporate debt*		1,429.31	1,265.62
2. Advances against shares/bonds/debentures or other securities or on clean basis to individuals for investment in shares (including IPOs/ESOPs), convertible bonds, convertible debentures, and units of equity-oriented mutual funds		2.94	1.94
3. Advances for any other purposes where shares or convertible bonds or convertible debentures or units of equity-oriented mutual funds are taken as primary security		1,346.70	1,189.02
4. Advances for any other purposes to the extent secured by the collateral security of shares or convertible bonds or convertible debentures or units of equity-oriented mutual funds i.e. where primary security other than shares/convertible bonds/convertible debentures/units of equity-oriented mutual funds does not fully cover the advances		4,336.97	4,458.99
5. Secured and unsecured advances to stockbrokers and guarantees issued on behalf of stockbrokers and market makers		5,104.61	4,556.62
6. Loans sanctioned to corporates against the security of shares/bonds/debentures or other securities or on clean basis for meeting promoter's contribution to the equity of new companies in anticipation of raising resources		0.19	12.59
7. Bridge loans to companies against expected equity flows/issues		25.20	2.23
8. Underwriting commitments taken up in respect of primary issue of shares or convertible bonds or convertible debentures or units of equity-oriented mutual funds		-	-
9. Financing to stock brokers for margin trading		-	-
10. All exposures to Venture Capital Funds (both registered and unregistered)		26.77	88.10
Total exposure to Capital Market (Total of 1 to 10)		12,272.69	11,575.11

* excludes investment in equity shares on account of conversion of debt into equity as part of Strategic Debt Restructuring [including application money ₹67.29 crores, (previous year Nil)] amounting to ₹812.88 crores for the year ended 31 March, 2017 (previous year ₹27.22 crores) which are exempted from exposure to Capital Market

NOTES (CONT.)

1.1.11 As on 31 March, 2017, outstanding receivables acquired by the Bank under factoring stood at ₹7.10 crores (previous year ₹12.95 crores) which are reported under 'Bills Purchased and Discounted' in Schedule 9 of the Balance Sheet.

1.1.12 During the years ended 31 March, 2017 and 31 March, 2016 there are no unsecured advances for which intangible securities such as charge over the rights, licenses, authority etc. has been taken as collateral by the Bank.

1.1.13 Details of Non-SLR investment portfolio are set out below:

i) Issuer composition as at 31 March, 2017 of non-SLR investments*:

(₹ in crores)

No.	Issuer	Total Amount	Extent of private placement	Extent of "below investment grade" securities	Extent of "unrated" securities	Extent of "unlisted" securities
(1)	(2)	(3)	(4)	(5)	(6)	(7)
i.	Public Sector Units	8,587.03	7,533.92	175.50	-	6.50
ii.	Financial Institutions	5,901.15	4,247.55	0.30	-	3,907.07
iii.	Banks	2,421.00	1,582.35	102.84	-	-
iv.	Private Corporates	17,210.48	14,451.99	1,353.11	751.31	3,951.72
v.	Subsidiaries	1,429.44	1,429.44	-	-	1,372.26
vi.	Others	4,017.00	2,210.18	-	-	2,382.22
vii.	Provision held towards depreciation on investments	(409.86)				
viii.	Provision held towards non performing investments	(960.93)				
Total		38,195.31	31,455.43	1,631.75	751.31	11,619.77

Amounts reported under columns (4), (5), (6) and (7) above are not mutually exclusive.

Issuer composition as at 31 March, 2016 of non-SLR investments*:

(₹ in crores)

No.	Issuer	Total Amount	Extent of private placement	Extent of "below investment grade" securities	Extent of "unrated" securities	Extent of "unlisted" securities
(1)	(2)	(3)	(4)	(5)	(6)	(7)
i.	Public Sector Units	4,506.81	3,579.86	336.30	-	49.00
ii.	Financial Institutions	2,837.05	1,273.80	0.30	-	2.00
iii.	Banks	5,876.60	4,780.19	102.84	-	4,611.53
iv.	Private Corporates	20,059.26	16,666.34	2,995.80	750.06	6,367.41
v.	Subsidiaries	1,274.53	1,274.53	-	-	1,274.53
vi.	Others	2,863.99	1,569.67	-	0.15	1,676.02
vii.	Provision held towards depreciation on investments	(222.62)				
viii.	Provision held towards non performing investments	(232.41)				
Total		36,963.21	29,144.39	3,435.24	750.21	13,980.49

Amounts reported under columns (4), (5), (6) and (7) above are not mutually exclusive.

* excludes investments in non-SLR government securities amounting to ₹604.04 crores (previous year ₹1,017.83 crores)

ii) Movement in non-performing non SLR investments is set out below:

(₹ in crores)

	31 March, 2017	31 March, 2016
Opening balance	239.03	243.28
Additions during the year	1,966.18	66.26
Reductions during the year	(970.39)	(70.51)
Closing balance	1,234.82	239.03
Total provisions held	960.93	232.41

1.1.14 Details of securities sold/purchased (in face value terms) during the years ended 31 March, 2017 and 31 March, 2016 under repos/reverse repos including LAF and MSF transactions:

Year ended 31 March, 2017 (₹ in crores)

	Minimum outstanding during the year	Maximum outstanding during the year	Daily Average outstanding during the year	As at 31 March, 2017
Securities sold under repos				
i. Government Securities	-	31,372.78	8,220.60	44.46
ii. Corporate debt Securities	-	1,365.00	844.78	1,365.00
Securities purchased under reverse repos				
i. Government Securities	-	23,260.41	5,063.20	19,140.39
ii. Corporate debt Securities	-	-	-	-

There have been no defaults in making the same set of securities available at the time of 2nd leg settlement of the Term Reverse Repo during the year ended 31 March, 2017.

Year ended 31 March, 2016 (₹ in crores)

	Minimum outstanding during the year	Maximum outstanding during the year	Daily Average outstanding during the year	As at 31 March, 2016
Securities sold under repos				
i. Government Securities	-	14,252.16	6,711.29	9,728.16
ii. Corporate debt Securities	-	580.00	198.40	-
Securities purchased under reverse repos				
i. Government Securities	-	15,856.59	1,944.46	3,938.23
ii. Corporate debt Securities	-	25.00	0.07	-

There have been no defaults in making the same set of securities available at the time of 2nd leg settlement of the Term Reverse Repo during the year ended 31 March, 2016.

1.1.15 Details of financial assets sold to Securitisation/Reconstruction companies for Asset Reconstruction:

(₹ in crores)

	31 March, 2017	31 March, 2016
Number of accounts*	39	7
Aggregate value (net of provisions) of accounts sold	2,960.40	1,676.24
Aggregate consideration [#]	2,475.58	764.75
Additional consideration realised in respect of accounts transferred in earlier years	-	-
Aggregate gain/(loss) over net book value	(484.82)	(911.49)

* Excludes 15 accounts already written-off (previous year 1 account)

[#] Value of security receipts received as a part of the consideration has been initially recognised at lower of net book value of the financial asset/ redemption value of the security receipts as per RBI guidelines

NOTES (CONT.)

In accordance with the RBI guidelines on sale of NPAs, banks have the dispensation of amortising the shortfall on sale of NPAs to Securitisation/Reconstruction companies, if the sale value is lower than the net book value, over the period specified therein. The Bank has not amortised any such shortfall arising during the years ended 31 March, 2017 and 31 March, 2016.

(₹ in crores)

Particulars	Backed by NPAs sold by the Bank as underlying		Backed by NPAs sold by other banks/financial institutions/non-banking financial companies as underlying		Total	
	As on 31 March, 2017	As on 31 March, 2016	As on 31 March, 2017	As on 31 March, 2016	As on 31 March, 2017	As on 31 March, 2016
Book value of investments in security receipts	1,517.76*	791.01*	7.68	9.36	1,525.44	800.37

* excludes application money of ₹1,420.35 crores (previous year ₹85.00 crores)

1.1.16 During the years ended 31 March, 2017 and 31 March, 2016 there were no Non-Performing Financial Assets purchased/sold by the Bank from/to other banks (excluding securitisation/reconstruction companies).

1.1.17 Details of securitisation transactions undertaken by the Bank are as follows:

(₹ in crores)

Sr. No.	Particulars	31 March, 2017	31 March, 2016
1	No. of SPVs sponsored by the bank for securitisation transactions	-	-
2	Total amount of securitised assets as per books of the SPVs sponsored by the Bank	-	-
3	Total amount of exposures retained by the bank to comply with MRR as on the date of balance sheet		
	a) Off-balance sheet exposures		
	First loss	-	-
	Others	-	-
	b) On-balance sheet exposures		
	First loss	-	-
	Others	-	-
4	Amount of exposures to securitisation transactions other than MRR		
	a) Off-balance sheet exposures		
	i) Exposure to own securitisations		
	First loss	-	-
	Loss	-	-
	ii) Exposure to third party securitisations		
	First loss	-	-
	Others	-	-
	b) On-balance sheet exposures		
	i) Exposure to own securitisations		
	First loss	-	-
	Loss	-	-
	ii) Exposure to third party securitisations		
	First loss	-	-
	Others	-	-

1.1.18 The information on concentration of deposits is given below:

	(₹ in crores)	
	31 March, 2017	31 March, 2016
Total deposits of twenty largest depositors	48,081.76	39,023.06
Percentage of deposits of twenty largest depositors to total deposits	11.60	10.90

1.1.19 The information on concentration of advances* is given below:

	(₹ in crores)	
	31 March, 2017	31 March, 2016
Total advances to twenty largest borrowers	65,055.41	53,902.14
Percentage of advances to twenty largest borrowers to total advances of the Bank	11.13	10.21

* Advances represent credit exposure (funded and non-funded) including derivative exposure as defined by RBI

1.1.20 The information on concentration of exposure* is given below:

	(₹ in crores)	
	31 March, 2017	31 March, 2016
Total exposure to twenty largest borrowers/customers	83,229.90	71,942.91
Percentage of exposures to twenty largest borrowers/customers to total exposure on borrowers/customers	13.06	12.41

* Exposure includes credit exposure (funded and non-funded), derivative exposure, investment exposure (including underwriting and similar commitments) and deposits placed for meeting short fall in Priority Sector Lending

1.1.21 During the years ended 31 March, 2017 and 31 March, 2016, the Bank's credit exposure to single borrower and group borrowers was within the prudential exposure limits prescribed by RBI.

1.1.22 Details of Risk Category wise Country Exposure:

	(₹ in crores)			
Risk Category	Exposure (Net) as at 31 March, 2017	Provision Held as at 31 March, 2017	Exposure (Net) as at 31 March, 2016	Provision Held as at 31 March, 2016
Insignificant	-	-	-	-
Low	29,144.84	19.94	23,210.36	-
Moderate	2,301.13	-	1,605.58	-
High	4,014.89	-	2,804.75	-
Very High	338.60	-	1,212.24	-
Restricted	0.33	-	0.68	-
Off-Credit	-	-	-	-
Total	35,799.79	19.94	28,833.61	-

NOTES (CONT.)

1.1.23 A maturity pattern of certain items of assets and liabilities at 31 March, 2017 and 31 March, 2016 is set out below:

Year ended 31 March, 2017							(₹ in crores)
	Deposits	Advances	Investments	Borrowings	Foreign Currency Assets	Foreign Currency Liabilities	
1 day	5,561.09	4,738.06	19,038.68	-	232.94	4,682.66	
2 days to 7 days	16,154.59	2,942.50	4,119.70	830.97	1,512.44	1,579.19	
8 days to 14 days	8,619.31	2,478.10	2,055.69	828.21	1,036.04	976.21	
15 days to 30 days	12,706.72	11,382.78	2,776.60	3,429.24	3,547.41	6,458.97	
31 days and upto 2 months	18,899.18	7,713.50	4,002.32	5,050.40	3,810.04	2,795.53	
Over 2 months and upto 3 months	19,690.06	10,255.26	4,064.54	8,052.01	6,287.42	5,314.49	
Over 3 months and upto 6 months	44,667.08	19,616.97	8,436.47	16,414.12	13,001.27	5,926.14	
Over 6 months and upto 1 year	67,157.22	23,819.76	14,808.47	19,888.78	20,226.83	8,953.44	
Over 1 year and upto 3 years	32,840.70	65,017.59	13,601.13	10,573.26	6,442.15	12,164.41	
Over 3 years and upto 5 years	7,036.47	48,160.05	6,943.49	16,806.09	10,226.33	7,933.38	
Over 5 years	181,046.37	176,944.78	48,946.28	23,157.79	3,188.15	12,759.54	
Total	4,14,378.79	373,069.35	128,793.37	105,030.87	69,511.02	69,543.96	

Year ended 31 March, 2016							(₹ in crores)
	Deposits	Advances*	Investments	Borrowings	Foreign Currency Assets	Foreign Currency Liabilities	
1 day	3,892.93	4,206.00	16,709.87	10.81	5,380.12	175.87	
2 days to 7 days	11,888.80	3,738.62	13,561.42	9,389.75	3,088.48	464.30	
8 days to 14 days	5,985.75	3,156.66	2,786.89	1,143.51	1,665.67	1,400.20	
15 days to 30 days	7,942.96	4,697.41	3,525.10	3,691.71	2,784.15	3,902.98	
31 days and upto 2 months	15,650.28	6,395.99	4,399.47	8,527.12	2,674.76	8,746.67	
Over 2 months and upto 3 months	14,979.17	10,480.53	4,197.73	4,667.88	5,040.94	5,676.58	
Over 3 months and upto 6 months	33,112.05	13,419.27	7,069.88	9,781.37	4,608.67	8,648.05	
Over 6 months and upto 1 year	68,263.61	28,192.44	18,734.33	21,464.92	12,556.15	32,118.44	
Over 1 year and upto 3 years	36,767.87	60,521.06	13,508.05	22,771.23	12,567.01	15,258.95	
Over 3 years and upto 5 years	11,713.63	43,764.72	5,400.62	9,970.72	9,851.90	7,552.73	
Over 5 years	147,770.51	160,201.02	41,630.70	17,161.36	27,141.48	2,501.53	
Total	357,967.56	338,773.72	131,524.06	108,580.38	87,359.33	86,446.30	

Classification of assets and liabilities under the different maturity buckets is based on the same estimates and assumptions as used by the Bank for compiling the return submitted to the RBI, which has been relied upon by the auditors. Maturity profile of foreign currency assets and liabilities is excluding off balance sheet items.

* For the purpose of disclosing the maturity pattern, loans and advances that have been subject to risk participation vide Inter-Bank Participation Certificates ('IBPCs') and Funded Risk Participation ('FRPs') have been classified in the maturity bucket corresponding to the contractual maturities of such underlying loans and advances gross of any risk participation. The IBPC and FRP amounts have been classified in the respective maturities of the corresponding underlying loans.

1.1.24 Disclosure on Restructured Assets

Details of loans subjected to restructuring during the year ended 31 March, 2017 are given below:

(₹ in crores)

Type of Restructuring Asset Classification		Under CDR Mechanism					Under SME Debt Restructuring Mechanism				
		Standard	Sub-Standard	Doubtful	Loss	Total	Standard	Sub-Standard	Doubtful	Loss	Total
Restructured accounts as on April 1 of the FY (Opening Balance)	No. of borrowers	37	-	10	6	53	-	-	-	-	-
	Amount Outstanding – Restructured facility	3,522.19	-	601.54	97.88	4,221.61	-	-	-	-	-
	Amount Outstanding – Other facility	1,170.57	-	48.63	26.64	1,245.84	-	-	-	-	-
	Provision thereon	122.50	-	27.10	-	149.60	-	-	-	-	-
Movement in balance for accounts appearing under opening balance	No. of borrowers	-	-	-	-	-	-	-	-	-	-
	Amount Outstanding – Restructured facility	(365.88)	-	0.75	(0.03)	(365.16)	-	-	-	-	-
	Amount Outstanding – Other facility	44.51	-	0.01	-	44.52	-	-	-	-	-
	Provision thereon	(39.55)	-	(16.67)	-	(56.22)	-	-	-	-	-
Fresh Restructuring during the year ^{1,2}	No. of borrowers	-	-	-	-	-	-	-	-	-	-
	Amount Outstanding – Restructured facility	-	-	-	-	-	-	-	-	-	-
	Amount Outstanding – Other facility	60.55	-	-	-	60.55	-	-	-	-	-
	Provision thereon	-	-	-	-	-	-	-	-	-	-
Upgradation to restructured standard category during the FY	No. of borrowers	-	-	-	-	-	-	-	-	-	-
	Amount Outstanding – Restructured facility	-	-	-	-	-	-	-	-	-	-
	Amount Outstanding – Other facility	-	-	-	-	-	-	-	-	-	-
	Provision thereon	-	-	-	-	-	-	-	-	-	-
Restructured Standard Advances which cease to attract higher provisioning and/or additional risk weight at the end of FY	No. of borrowers	(7)	-	-	-	(7)	-	-	-	-	-
	Amount Outstanding – Restructured facility	(311.73)	-	-	-	(311.73)	-	-	-	-	-
	Amount Outstanding – Other facility	(28.33)	-	-	-	(28.33)	-	-	-	-	-
	Provision thereon	(7.81)	-	-	-	(7.81)	-	-	-	-	-
Downgradation of restructured accounts during the FY ³	No. of borrowers	(15)	-	12	5	2	-	-	-	-	-
	Amount Outstanding – Restructured facility	(1,567.82)	-	1,444.96	339.06	216.20	-	-	-	-	-
	Amount Outstanding – Other facility	(682.50)	-	401.62	302.57	21.69	-	-	-	-	-
	Provision thereon	(38.47)	-	38.46	-	(0.01)	-	-	-	-	-
Write-offs of restructured accounts during the FY ^{4,5,6}	No. of borrowers	-	-	(6)	(2)	(8)	-	-	-	-	-
	Amount Outstanding – Restructured facility	(177.66)	-	(501.07)	(18.08)	(696.81)	-	-	-	-	-
	Amount Outstanding – Other facility	(122.85)	-	(91.93)	(0.66)	(215.44)	-	-	-	-	-
	Provision thereon	-	-	-	-	-	-	-	-	-	-
Restructured accounts as on March 31 of the FY (closing figures)	No. of borrowers	15	-	16	9	40	-	-	-	-	-
	Amount Outstanding – Restructured facility	1,099.10	-	1,546.18	418.83	3,064.11	-	-	-	-	-
	Amount Outstanding – Other facility	441.95	-	358.33	328.55	1,128.83	-	-	-	-	-
	Provision thereon	36.67	-	48.89	-	85.56	-	-	-	-	-

NOTES (CONT.)

(₹ in crores)

Type of Restructuring		Others					Total				
		Standard	Sub-Standard	Doubtful	Loss	Total	Standard	Sub-Standard	Doubtful	Loss	Total
Restructured accounts as on April 1 of the FY (Opening Balance)	No. of borrowers	821	1	281	31	1,134	858	1	291	37	1,187
	Amount Outstanding – Restructured facility	5,211.23	0.04	785.07	68.48	6,064.82	8,733.42	0.04	1,386.61	166.36	10,286.43
	Amount Outstanding – Other facility	1,216.63	-	123.10	10.88	1,350.61	2,387.20	-	171.73	37.52	2,596.45
	Provision thereon	61.51	-	17.20	-	78.71	184.01	-	44.30	-	228.31
Movement in balance for accounts appearing under opening balance	No. of borrowers	-	-	-	-	-	-	-	-	-	-
	Amount Outstanding – Restructured facility	35.18	-	(0.43)	0.03	34.78	(330.70)	-	0.32	-	(330.38)
	Amount Outstanding – Other facility	429.67	0.01	(0.12)	0.01	429.57	474.18	0.01	(0.11)	0.01	474.09
	Provision thereon	(15.94)	-	(13.39)	-	(29.33)	(55.49)	-	(30.06)	-	(85.55)
Fresh Restructuring during the year ^{1,2}	No. of borrowers	43	2	1	-	46	43	2	1	-	46
	Amount Outstanding – Restructured facility	597.63	417.73	33.59	-	1,048.95	597.63	417.73	33.59	-	1,048.95
	Amount Outstanding – Other facility	161.56	-	0.01	-	161.57	222.11	-	0.01	-	222.12
	Provision thereon	-	22.03	0.56	-	22.59	-	22.03	0.56	-	22.59
Upgradation to restructured standard category during the FY	No. of borrowers	-	-	-	-	-	-	-	-	-	-
	Amount Outstanding – Restructured facility	-	-	-	-	-	-	-	-	-	-
	Amount Outstanding – Other facility	-	-	-	-	-	-	-	-	-	-
	Provision thereon	-	-	-	-	-	-	-	-	-	-
Restructured Standard Advances which cease to attract higher provisioning and/or additional risk weight at the end of FY	No. of borrowers	(225)	-	-	-	(225)	(232)	-	-	-	(232)
	Amount Outstanding – Restructured facility	(349.16)	-	-	-	(349.16)	(660.89)	-	-	-	(660.89)
	Amount Outstanding – Other facility	(171.75)	-	-	-	(171.75)	(200.08)	-	-	-	(200.08)
	Provision thereon	-	-	-	-	-	(7.81)	-	-	-	(7.81)
Downgradation of restructured accounts during the FY ³	No. of borrowers	(203)	-	165	67	29	(218)	-	177	72	31
	Amount Outstanding – Restructured facility	(821.74)	(0.03)	208.83	646.91	33.97	(2,389.56)	(0.03)	1,653.79	985.97	250.17
	Amount Outstanding – Other facility	(335.61)	0.03	43.68	292.11	0.21	(1,018.11)	0.03	445.30	594.68	21.90
	Provision thereon	(6.43)	-	6.43	-	-	(44.90)	-	44.89	-	(0.01)
Write-offs of restructured accounts during the FY ^{4,5,6}	No. of borrowers	(86)	-	(74)	(7)	(167)	(86)	-	(80)	(9)	(175)
	Amount Outstanding – Restructured facility	(150.22)	-	(298.39)	(22.29)	(470.90)	(327.88)	-	(799.46)	(40.37)	(1,167.71)
	Amount Outstanding – Other facility	(41.03)	-	(11.11)	(0.18)	(52.32)	(163.88)	-	(103.04)	(0.84)	(267.76)
Restructured accounts as on March 31 of the FY (closing figures)	No. of borrowers	350	3	373	91	817	365	3	389	100	857
	Amount Outstanding – Restructured facility	4,522.92	417.74	728.67	693.13	6,362.46	5,622.02	417.74	2,274.85	1,111.96	9,426.57
	Amount Outstanding – Other facility	1,259.47	0.04	155.56	302.82	1,717.89	1,701.42	0.04	513.89	631.37	2,846.72
	Provision thereon	39.14	22.03	10.80	-	71.97	75.81	22.03	59.69	-	157.53

Amount outstanding under restructuring facilities and other facilities is as on 31 March, 2017:

1. Amount reported here represents outstanding as on 31 March, 2017. Actual amount subjected to restructuring determined as on the date of approval of restructuring proposal is ₹1,001.35 crores for the FY 2016-17
2. Includes ₹213.53 crores of fresh/additional sanction to existing restructured accounts (₹3.56 crores under restructured facility and ₹209.97 crores under other facility)
3. Includes accounts which were not attracting higher provisioning and/or additional risk weight at the beginning of FY
4. Includes accounts partially written-off during the year
5. Amount outstanding under restructuring facilities and other facilities is as on the date of write-off in the books
6. Includes ₹881.83 crores of reduction from existing restructured accounts by way of sale/recovery (₹716.59 crores from restructured facility and ₹165.24 crores from other facility)
7. The cumulative value of net restructured advances after reducing the provision held for diminution in fair value and balance in interest capitalization account upto 31 March, 2017 aggregated ₹5,379.10 crores
8. Information appearing under substandard, doubtful and loss category also include accounts slipped into NPAs from restructured standard advances along with restructured NPAs

Details of loans subjected to restructuring during the year ended 31 March, 2016 are given below:

(₹ in crores)

Type of Restructuring Asset Classification		Under CDR Mechanism					Under SME Debt Restructuring Mechanism				
		Standard	Sub-Standard	Doubtful	Loss	Total	Standard	Sub-Standard	Doubtful	Loss	Total
Restructured accounts as on April 1 of the FY (Opening Balance)	No. of borrowers	50	1	6	7	64	-	-	-	-	-
	Amount Outstanding – Restructured facility	5,460.31	21.05	314.52	181.87	5,977.75	-	-	-	-	-
	Amount Outstanding – Other facility	894.71	0.81	14.44	1.59	911.55	-	-	-	-	-
	Provision thereon	224.12	1.22	11.60	-	236.94	-	-	-	-	-
Movement in balance for accounts appearing under opening balance	No. of borrowers	-	-	-	-	-	-	-	-	-	-
	Amount Outstanding – Restructured facility	(77.39)	-	(1.18)	(0.01)	(78.58)	-	-	-	-	-
	Amount Outstanding – Other facility	288.36	0.81	11.13	-	300.30	-	-	-	-	-
	Provision thereon	(68.17)	(0.30)	(2.82)	-	(71.29)	-	-	-	-	-
Fresh Restructuring during the year ^{1,2,3}	No. of borrowers	-	-	-	-	-	-	-	-	-	-
	Amount Outstanding – Restructured facility	91.45	-	-	-	91.45	-	-	-	-	-
	Amount Outstanding – Other facility	333.19	-	-	-	333.19	-	-	-	-	-
	Provision thereon	-	-	-	-	-	-	-	-	-	-
Upgradation to restructured standard category during the FY	No. of borrowers	-	-	-	-	-	-	-	-	-	-
	Amount Outstanding – Restructured facility	-	-	-	-	-	-	-	-	-	-
	Amount Outstanding – Other facility	-	-	-	-	-	-	-	-	-	-
	Provision thereon	-	-	-	-	-	-	-	-	-	-
Restructured Standard Advances which cease to attract higher provisioning and/or additional risk weight at the end of FY	No. of borrowers	(5)	-	-	-	(5)	-	-	-	-	-
	Amount Outstanding – Restructured facility	(447.12)	-	-	-	(447.12)	-	-	-	-	-
	Amount Outstanding – Other facility	(150.28)	-	-	-	(150.28)	-	-	-	-	-
	Provision thereon	(16.05)	-	-	-	(16.05)	-	-	-	-	-
Downgradation of restructured accounts during the FY ⁴	No. of borrowers	(7)	(1)	7	3	2	-	-	-	-	-
	Amount Outstanding – Restructured facility	(1,165.24)	(20.53)	933.02	308.64	55.89	-	-	-	-	-
	Amount Outstanding – Other facility	(94.56)	(1.52)	96.08	25.05	25.05	-	-	-	-	-
	Provision thereon	(17.40)	(0.92)	18.32	-	-	-	-	-	-	-
Write-offs of restructured accounts during the FY ^{5,6,7}	No. of borrowers	(1)	-	(3)	(4)	(8)	-	-	-	-	-
	Amount Outstanding – Restructured facility	(339.82)	(0.52)	(644.82)	(392.62)	(1,377.78)	-	-	-	-	-
	Amount Outstanding – Other facility	(100.85)	(0.10)	(73.02)	-	(173.97)	-	-	-	-	-
	Provision thereon	-	-	-	-	-	-	-	-	-	-
Restructured accounts as on March 31 of the FY (closing figures)	No. of borrowers	37	-	10	6	53	-	-	-	-	-
	Amount Outstanding – Restructured facility	3,522.19	-	601.54	97.88	4,221.61	-	-	-	-	-
	Amount Outstanding – Other facility	1,170.57	-	48.63	26.64	1,245.84	-	-	-	-	-
	Provision thereon	122.50	-	27.10	-	149.60	-	-	-	-	-

NOTES (CONT.)

(₹ in crores)

Type of Restructuring Asset Classification		Others					Total				
		Standard	Sub-Standard	Doubtful	Loss	Total	Standard	Sub-Standard	Doubtful	Loss	Total
Restructured accounts as on April 1 of the FY (Opening Balance)	No. of borrowers	1,334	11	188	80	1,613	1,384	12	194	87	1,677
	Amount Outstanding – Restructured facility	3,748.93	0.51	150.08	248.44	4,147.96	9,209.24	21.56	464.60	430.31	10,125.71
	Amount Outstanding – Other facility	940.63	0.22	2.22	2.40	945.47	1,835.34	1.03	16.66	3.99	1,857.02
	Provision thereon	106.99	-	3.81	-	110.80	331.11	1.22	15.41	-	347.74
Movement in balance for accounts appearing under opening balance	No. of borrowers	-	-	-	-	-	-	-	-	-	-
	Amount Outstanding – Restructured facility	214.92	-	(0.71)	(0.39)	213.82	137.53	-	(1.89)	(0.40)	135.24
	Amount Outstanding – Other facility	189.22	-	-	-	189.22	477.58	0.81	11.13	-	489.52
	Provision thereon	(39.99)	-	-	-	(39.99)	(108.16)	(0.30)	(2.82)	-	(111.28)
Fresh Restructuring during the year ^{1,2,3}	No. of borrowers	156	-	-	-	156	156	-	-	-	156
	Amount Outstanding – Restructured facility	2,149.58	-	-	-	2,149.58	2,241.03	-	-	-	2,241.03
	Amount Outstanding – Other facility	265.94	-	-	-	265.94	599.13	-	-	-	599.13
	Provision thereon	7.90	-	-	-	7.90	7.90	-	-	-	7.90
Upgradation to restructured standard category during the FY	No. of borrowers	-	-	-	-	-	-	-	-	-	-
	Amount Outstanding – Restructured facility	-	-	-	-	-	-	-	-	-	-
	Amount Outstanding – Other facility	-	-	-	-	-	-	-	-	-	-
	Provision thereon	-	-	-	-	-	-	-	-	-	-
Restructured Standard Advances which cease to attract higher provisioning and/or additional risk weight at the end of FY	No. of borrowers	(171)	-	-	-	(171)	(176)	-	-	-	(176)
	Amount Outstanding – Restructured facility	(166.25)	-	-	-	(166.25)	(613.37)	-	-	-	(613.37)
	Amount Outstanding – Other facility	(2.54)	-	-	-	(2.54)	(152.82)	-	-	-	(152.82)
	Provision thereon	-	-	-	-	-	(16.05)	-	-	-	(16.05)
Downgradation of restructured accounts during the FY ⁴	No. of borrowers	(344)	(9)	344	15	6	(351)	(10)	351	18	8
	Amount Outstanding – Restructured facility	(666.88)	(0.39)	656.81	27.23	16.77	(1,832.12)	(20.92)	1,589.83	335.87	72.66
	Amount Outstanding – Other facility	(127.21)	(0.21)	122.87	9.16	4.61	(221.77)	(1.73)	218.95	34.21	29.66
	Provision thereon	(13.39)	-	13.39	-	-	(30.79)	(0.92)	31.71	-	-
Write-offs of restructured accounts during the FY ^{5,6,7}	No. of borrowers	(154)	(1)	(251)	(64)	(470)	(155)	(1)	(254)	(68)	(478)
	Amount Outstanding – Restructured facility	(69.07)	(0.08)	(21.11)	(206.80)	(297.06)	(408.89)	(0.60)	(665.93)	(599.42)	(1,674.84)
	Amount Outstanding – Other facility	(49.41)	(0.01)	(1.99)	(0.68)	(52.09)	(150.26)	(0.11)	(75.01)	(0.68)	(226.06)
	Provision thereon	-	-	-	-	-	-	-	-	-	-
Restructured accounts as on March 31 of the FY (closing figures)	No. of borrowers	821	1	281	31	1,134	858	1	291	37	1,187
	Amount Outstanding – Restructured facility	5,211.23	0.04	785.07	68.48	6,064.82	8,733.42	0.04	1,386.61	166.36	10,286.43
	Amount Outstanding – Other facility	1,216.63	-	123.10	10.88	1,350.61	2,387.20	-	171.73	37.52	2,596.45
	Provision thereon	61.51	-	17.20	-	78.71	184.01	-	44.30	-	228.31

Amount outstanding under restructuring facilities and other facilities is as on 31 March, 2016:

1. Amount reported here represents outstanding as on 31 March, 2016. Actual amount subjected to restructuring determined as on the date of approval of restructuring proposal is ₹2,266.67 crores for the FY 2015-16
2. Includes accounts on account of re-work of restructuring and these accounts are not included in opening balance of standard restructured accounts
3. Includes ₹497.23 crores of fresh/additional sanction to existing restructured accounts (₹93.21 crores under restructured facility and ₹404.02 crores under other facility)
4. Includes accounts which were not attracting higher provisioning and/or additional risk weight at the beginning of FY
5. Includes accounts partially written-off during the year
6. Amount outstanding under restructuring facilities and other facilities is as on the date of write-off in the books
7. Includes ₹802.72 crores of reduction from existing restructured accounts by way of sale/recovery (₹623.75 crores from restructured facility and ₹178.96 crores from other facility)
8. The cumulative value of net restructured advances after reducing the provision held for diminution in fair value and balance in interest capitalization account upto 31 March, 2016 aggregated ₹8,072.42 crores
9. Information appearing under substandard, doubtful and loss category also include accounts slipped into NPAs from restructured standard advances along with restructured NPAs

1.1.25 Disclosure on Flexible Structuring of existing loans

(₹ in crores)

Year ended	No. of borrowers taken up for flexible structuring	Amount of loans taken up for flexible structuring [#]		Exposure weighted average duration of loans taken up for flexible structuring (years)	
		Classified as standard*	Classified as NPA*	Before applying flexible structuring	After applying flexible structuring
31 March, 2017	8	1,066.14	803.79	9.22	20.72
31 March, 2016	9	3,549.23	-	9.24	19.27

[#] represents outstanding as on date of sanction of the proposal

* asset classification represents position as on 31 March of the respective year

1.1.26 Disclosure on Strategic Debt Restructuring Scheme (accounts which are currently under the stand-still period)

(₹ in crores)

No. of accounts where SDR has been invoked	Amount outstanding as at 31 March, 2017 [#]		Amount outstanding as at 31 March, 2017 with respect to accounts where conversion of debt to equity is pending		Amount outstanding as at 31 March, 2017 with respect to accounts where conversion of debt to equity has taken place [#]	
	Classified as standard	Classified as NPA	Classified as standard	Classified as NPA	Classified as standard	Classified as NPA
19	3,807.18	322.40	846.10	214.69	2,961.08	107.71

[#] includes outstanding under equity investments post conversion under SDR

(₹ in crores)

No. of accounts where SDR has been invoked	Amount outstanding as at 31 March, 2016 [#]		Amount outstanding as at 31 March, 2016 with respect to accounts where conversion of debt to equity is pending		Amount outstanding as at 31 March, 2016 with respect to accounts where conversion of debt to equity has taken place [#]	
	Classified as standard	Classified as NPA	Classified as standard	Classified as NPA	Classified as standard	Classified as NPA
11	2,266.16	250.00	1,637.51	250.00	628.65	-

[#] includes outstanding under equity investments post conversion under SDR

1.1.27 Disclosure on Change in Ownership outside SDR Scheme (accounts which are currently under the stand-still period)

(₹ in crores)

No. of accounts where banks have decided to effect change in ownership	Amount outstanding as at 31 March, 2017		Amount outstanding as at 31 March, 2017 with respect to accounts where conversion of debt to equity/invocation of pledge of equity shared is pending		Amount outstanding as at 31 March, 2017 with respect to accounts where conversion of debt to equity/invocation of pledge of equity shared has taken place		Amount outstanding as at 31 March, 2017 with respect to accounts where change in ownership is envisaged by issuance of fresh shares or sale of promoters equity	
	Classified as standard	Classified as NPA	Classified as standard	Classified as NPA	Classified as standard	Classified as NPA	Classified as standard	Classified as NPA
-	-	-	-	-	-	-	-	-

NOTES (CONT.)

(₹ in crores)

No. of accounts where banks have decided to effect change in ownership	Amount outstanding as at 31 March, 2016		Amount outstanding as at 31 March, 2016 with respect to accounts where conversion of debt to equity/invocation of pledge of equity shared is pending		Amount outstanding as at 31 March, 2016 with respect to accounts where conversion of debt to equity/invocation of pledge of equity shared has taken place		Amount outstanding as at 31 March, 2016 with respect to accounts where change in ownership is envisaged by issuance of fresh shares or sale if promoters equity	
	Classified as standard	Classified as NPA	Classified as standard	Classified as NPA	Classified as standard	Classified as NPA	Classified as standard	Classified as NPA
-	-	-	-	-	-	-	-	-

1.1.28 Disclosure on Change in Ownership of Projects under Implementation (accounts which are currently under the stand-still period)

(₹ in crores)

No. of project loan accounts where banks have decided to effect change in ownership	Amount outstanding as at 31 March, 2017		
	Classified as standard	Classified as standard restructured	Classified as NPA
1	98.87	-	-

(₹ in crores)

No. of project loan accounts where banks have decided to effect change in ownership	Amount outstanding as at 31 March, 2016		
	Classified as standard	Classified as standard restructured	Classified as NPA
-	-	-	-

1.1.29 Disclosure on Scheme for Sustainable Structuring of Stressed Assets (S4A) as at 31 March, 2017

(₹ in crores)

	No. of accounts where S4A has been applied	Aggregate amount outstanding	Amount outstanding		Provision held
			In Part A	In Part B	
Classified as standard	2	323.46	160.35	163.11	67.05
Classified as NPA	-	-	-	-	-

1.1.30 Disclosure in respect of Interest Rate Swaps ('IRS'), Forward Rate Agreement ('FRA') and Cross Currency Swaps ('CCS') outstanding is set out below:

(₹ in crores)

Sr. No.	Items	As at 31 March, 2017	As at 31 March, 2016
i)	Notional principal of swap agreements	197,871.67	179,664.88
ii)	Losses which would be incurred if counterparties failed to fulfill their obligations under the agreements	2,558.71	2,527.55
iii)	Collateral required by the Bank upon entering into swaps	903.93	652.85
iv)	Concentration of credit risk arising from the swaps		
	Maximum single industry exposure with Banks (previous year with Banks)		
	- Interest Rate Swaps/FRAs	2,379.59	2,482.75
	- Cross Currency Swaps	2,086.53	1,599.24
v)	Fair value of the swap book (hedging & trading)		
	- Interest Rate Swaps/FRAs	(410.81)	77.82
	- Currency Swaps	1,056.44	527.68

The nature and terms of the IRS as on 31 March, 2017 are set out below:

(₹ in crores)

Nature	Nos.	Notional Principal	Benchmark	Terms
Hedging	39	12,178.83	LIBOR	Fixed Receivable v/s Floating Payable
Hedging	2	907.90	LIBOR	Floating Receivable v/s Fixed Payable
Trading	6	325.00	INBMK	Fixed Receivable v/s Floating Payable
Trading	259	32,773.03	LIBOR	Fixed Receivable v/s Floating Payable
Trading	467	29,645.28	MIBOR	Fixed Receivable v/s Floating Payable
Trading	341	16,724.00	MIFOR	Fixed Receivable v/s Floating Payable
Trading	25	1,909.00	INBMK	Floating Receivable v/s Fixed Payable
Trading	304	36,231.81	LIBOR	Floating Receivable v/s Fixed Payable
Trading	476	25,709.54	MIBOR	Floating Receivable v/s Fixed Payable
Trading	225	12,223.00	MIFOR	Floating Receivable v/s Fixed Payable
Trading	28	4,669.20	LIBOR	Floating Receivable v/s Floating Payable
Trading	3	66.14	LIBOR	Pay Cap
Trading	1	197.11	LIBOR	Pay Cap/ Receive Floor
Trading	1	197.11	LIBOR	Pay Floor/ Receive Cap
Trading	3	66.14	LIBOR	Receive Cap
	2,180	1,73,823.09		

The nature and terms of the IRS as on 31 March, 2016 are set out below:

(₹ in crores)

Nature	Nos.	Notional Principal	Benchmark	Terms
Hedging	42	12,224.05	LIBOR	Fixed Receivable v/s Floating Payable
Hedging	2	1,325.10	LIBOR	Floating Receivable v/s Fixed Payable
Trading	21	775.00	INBMK	Fixed Receivable v/s Floating Payable
Trading	267	29,402.04	LIBOR	Fixed Receivable v/s Floating Payable
Trading	351	21,494.11	MIBOR	Fixed Receivable v/s Floating Payable
Trading	374	17,855.00	MIFOR	Fixed Receivable v/s Floating Payable
Trading	37	2,309.00	INBMK	Floating Receivable v/s Fixed Payable
Trading	304	32,169.96	LIBOR	Floating Receivable v/s Fixed Payable
Trading	355	22,784.10	MIBOR	Floating Receivable v/s Fixed Payable
Trading	282	15,671.00	MIFOR	Floating Receivable v/s Fixed Payable
Trading	22	2,716.46	LIBOR	Floating Receivable v/s Floating Payable
Trading	3	84.47	LIBOR	Pay Cap
Trading	1	287.69	LIBOR	Pay Cap/Receive Floor
Trading	1	287.69	LIBOR	Pay Floor/Receive Cap
Trading	3	84.47	LIBOR	Receive Cap
	2,065	159,470.14		

The nature and terms of the FRA as on 31 March, 2017 are set out below:

(₹ in crores)

Nature	Nos.	Notional Principal	Benchmark	Terms
Hedging	2	2,107.63	LIBOR	Fixed Receivable v/s Floating Payable
	2	2,107.63		

The nature and terms of the FRA as on 31 March, 2016 are set out below:

(₹ in crores)

Nature	Nos.	Notional Principal	Benchmark	Terms
Hedging	2	331.28	LIBOR	Fixed Receivable v/s Floating Payable
	2	331.28		

NOTES (CONT.)

The nature and terms of the CCS as on 31 March, 2017 are set out below:

(₹ in crores)

Nature	Nos.	Notional Principal	Benchmark	Terms
Trading	85	5,095.10	Principal & Coupon Swap	Fixed Payable v/s Fixed Receivable
Trading	58	4,646.82	LIBOR	Fixed Receivable v/s Floating Payable
Trading	62	6,247.64	LIBOR	Floating Receivable v/s Fixed Payable
Trading	3	1,011.29	LIBOR/MIFOR/ MIBOR	Floating Receivable v/s Floating Payable
Trading	40	3,858.99	Principal Only	Fixed Receivable
Trading	6	1,081.11	Principal Only	Fixed Payable
	254	21,940.95		

The nature and terms of the CCS as on 31 March, 2016 are set out below

(₹ in crores)

Nature	Nos.	Notional Principal	Benchmark	Terms
Hedging	1	331.27	LIBOR	Fixed Receivable v/s Floating Payable
Trading	88	3,854.97	Principal & Coupon Swap	Fixed Payable v/s Fixed Receivable
Trading	41	3,131.42	LIBOR	Fixed Receivable v/s Floating Payable
Trading	74	5,598.59	LIBOR	Floating Receivable v/s Fixed Payable
Trading	3	699.39	LIBOR/MIFOR	Floating Receivable v/s Floating Payable
Trading	33	2,731.40	Principal Only	Fixed Receivable
Trading	40	3,516.42	Principal Only	Fixed Payable
	280	19,863.46		

Details of Exchange Traded Interest Rate Derivatives for the year ended 31 March, 2017 are set out below:

(₹ in crores)

Sr. No.	Particulars	As at 31 March, 2017
i)	Notional principal amount of exchange traded interest rate derivatives undertaken during the year	
	697GS2026 - 6.97% GOI 2026	152.38
	759GS2026 - 7.59% GOI 2026	4,678.12
	759GS2029 - 7.59% GOI 2029	186.98
	761GS2030 - 7.61% GOI 2030	0.10
	768GS2023 - 7.68% GOI 2023	2.00
	772GS2025 - 7.72% GOI 2025	3,219.84
	788GS2030 - 7.88% GOI 2030	1,531.36
	EDH7 - 90 Day Euro Future - March 2017	12,970.00
	EDH8 - 90 Day Euro Future - March 2018	12,970.00
	EDM7 - 90 Day Euro Future - June 2017	8,754.75
	EDM8 - 90 Day Euro Future - June 2018	8,754.75
	EDQ6 - 90 Day Euro \$ Future - August 2016	1,297.00
	EDZ6 - 90 Day Euro Future - December 2016	9,662.65
	EDZ7 - 90 Day Euro Future - December 2017	907.90
	FVH7 - 5 Yrs US Note - March 2017	64.85
	FVM6 - 5 Yrs US Note - June 2016	2,042.78
	FVU6 - 5 Yrs US Note - September 2016	1,725.01
	TUM6 - 2 Yrs Treasury Note - June 2016	2,983.10
	TUM7 - 2 Yrs Treasury Note - June 2017	259.40
	TUU6 - 2 Yrs Treasury Note - September 2016	3,761.30
	TYH7 - US 10 Yrs Note - March 2017	453.95
	TYM6 - US 10 Yrs Note - June 2016	4,344.95
	TYM7 - US 10 Yrs Note - June 2017	136.19
	TYU6 - US 10 Yrs Note - September 2016	12,133.43
	TYZ6 - US 10 Yrs Note - December 2016	911.79
		93,904.58

		(₹ in crores)
Sr. No.	Particulars	As at 31 March, 2017
ii)	Notional principal amount of exchange traded interest rate derivatives outstanding as on 31 March, 2017	
	EDM7 - 90 Day Euro Future - June 2017	1,621.25
	EDM8 - 90 Day Euro Future - June 2018	1,621.25
		3,242.50
iii)	Notional principal amount of exchange traded interest rate derivatives outstanding as on 31 March, 2017 and "not highly effective"	N.A.
iv)	Mark-to-market value of exchange traded interest rate derivatives outstanding as on 31 March, 2017 and "not highly effective"	N.A.

Details of Exchange Traded Interest Rate Derivatives for the year ended 31 March, 2016 are set out below:

		(₹ in crores)
Sr. No.	Particulars	As at 31 March, 2016
i)	Notional principal amount of exchange traded interest rate derivatives undertaken during the year	
	759GS2026 - 7.59% GOI 2026	35.04
	759GS2029 - 7.59% GOI 2029	4.12
	768GS2023 - 7.68% GOI 2023	4.40
	772GS2025 - 7.72% GOI 2025	6,003.86
	788GS2030 - 7.88% GOI 2030	3,545.24
	827GS2020 - 8.27% GOI 2020	4.84
	840GS2024 - 8.40% GOI 2024	14,364.10
		23,961.60
ii)	Notional principal amount of exchange traded interest rate derivatives outstanding as on 31 March, 2016	Nil
iii)	Notional principal amount of exchange traded interest rate derivatives outstanding as on 31 March, 2016 and "not highly effective"	N.A.
iv)	Mark-to-market value of exchange traded interest rate derivatives outstanding as on 31 March, 2016 and "not highly effective"	N.A.

The Bank has not undertaken any transactions in Credit Default Swaps (CDS) during the year ended 31 March, 2017 and 31 March, 2016.

NOTES (CONT.)

1.1.31 Disclosure on risk exposure in Derivatives

Qualitative disclosures:

(a) Structure and organisation for management of risk in derivatives trading, the scope and nature of risk measurement, risk reporting and risk monitoring systems, policies for hedging and/or mitigating risk and strategies and processes for monitoring the continuing effectiveness of hedges/mitigants:

Derivatives are financial instruments whose characteristics are derived from an underlying asset, or from interest and exchange rates or indices. The Bank undertakes over the counter and Exchange Traded derivative transactions for Balance Sheet management and also for proprietary trading/market making whereby the Bank offers derivative products to the customers to enable them to hedge their interest rate and currency risks within the prevalent regulatory guidelines.

Proprietary trading includes Interest Rate Futures, Currency Futures and Rupee Interest Rate Swaps under different benchmarks (viz. MIBOR, MIFOR and INBMK), and Currency Options. The Bank also undertakes transactions in Cross Currency Swaps, Principal Only Swaps, Coupon Only Swaps and Long Term Forex Contracts (LTFX) for hedging its Balance Sheet and also offers them to its customers. These transactions expose the Bank to various risks, primarily credit, market, legal, reputation and operational risk. The Bank has adopted the following mechanism for managing risks arising out of the derivative transactions.

There is a functional separation between the Treasury Front Office, Treasury Mid Office and Treasury Back Office to undertake derivative transactions. The derivative transactions are originated by Treasury Front Office, which ensures compliance with the trade origination requirements as per the Bank's policy and the RBI guidelines. The Market Risk Group within the Bank's Risk Department independently identifies measures and monitors the market risks associated with derivative transactions and apprises the Asset Liability Management Committee (ALCO) and the Risk Management Committee of the Board (RMC) on the compliance with the risk limits. The Treasury Back Office undertakes activities such as trade confirmation, settlement, ISDA documentation, accounting, valuation and other MIS reporting.

The derivative transactions are governed by the derivative policy, market risk management policy, hedging policy and the Asset Liability Management (ALM) policy of the Bank as well as by the extant RBI guidelines. The Bank has also implemented policy on customer suitability & appropriateness approved by the Board to ensure that derivatives transactions entered into are appropriate and suitable to the customer. The Bank has also put in place a detailed process flow on documentation for customer derivative transactions for effective management of operational risk/reputation risk.

Various risk limits are set up and actual exposures are monitored vis-à-vis the limits allocated. These limits are set up taking into account market volatility, risk appetite, business strategy and management experience. Risk limits are in place for risk parameters viz. PVO1, VaR, Stop Loss, Delta, Gamma and Vega. Actual positions are monitored against these limits on a daily basis and breaches, if any, are dealt with in accordance with board approved Risk Appetite Statement. Risk assessment of the portfolio is undertaken periodically. The Bank ensures that the Gross PVO1 (Price value of a basis point) position arising out of all non-option rupee derivative contracts are within 0.25% of net worth of the Bank as on Balance Sheet date.

Hedging transactions are undertaken by the Bank to protect the variability in the fair value or the cash flow of the underlying Balance Sheet item. These deals are accounted on an accrual basis except the swap designated with an asset/liability that is carried at market value or lower of cost or market value. In that case, the swap is marked to market with the resulting gain or loss recorded as an adjustment to the market value of designated asset or liability. These transactions are tested for hedge effectiveness and in case any transaction fails the test, the same is re-designated as a trading deal with the approval of the competent authority and appropriate accounting treatment is followed.

(b) Accounting policy for recording hedge and non-hedge transactions, recognition of income, premiums and discounts, valuation of outstanding contracts

The Hedging Policy approved by the RMC governs the use of derivatives for hedging purpose. Subject to the prevailing RBI guidelines, the Bank deals in derivatives for hedging fixed rate and floating rate coupon or foreign currency assets/liabilities. Transactions for hedging and market making purposes are recorded separately. For hedge transactions, the Bank identifies the hedged item (asset or liability) at the inception of the transaction itself. The effectiveness is ascertained at the time of inception of the hedge and periodically thereafter. Hedge derivative transactions are accounted for in accordance with the hedge accounting principles. Derivatives for market making purpose are marked to market and the resulting gain/loss is recorded in the Profit and Loss Account. The premium on option contracts is accounted for as per FEDAI guidelines. Derivative transactions are covered under International Swaps

and Derivatives Association (ISDA) master agreements with respective counterparties. The exposure on account of derivative transactions is computed as per the RBI guidelines and is marked against the credit limits approved for the respective counterparties.

(c) Provisioning, collateral and credit risk mitigation

Derivative transactions comprise of swaps, FRAs, futures and options which are disclosed as contingent liabilities. Trading swaps/FRAs/futures/options are revalued at the Balance Sheet date with the resulting unrealised gain or loss being recognised in the Profit and Loss Account and correspondingly in other assets or other liabilities respectively. Hedged swaps are accounted for as per the RBI guidelines. In accordance with RBI guidelines, any receivables (crystallised receivables and positive MTM) under derivatives contracts, which remain overdue for more than 90 days, are reversed through the Profit and Loss Account and are held in a separate Suspense account.

Collateral requirements for derivative transactions are laid down as part of credit sanction terms on a case by case basis. Such collateral requirements are determined, based on usual credit appraisal process. The Bank retains the right to terminate transactions as a risk mitigation measure in certain cases.

The credit risk in respect of customer derivative transactions is sought to be mitigated through a laid down policy on sanction of Loan Equivalent Risk (LER) limits, monitoring mechanism for LER limits and trigger events for escalation/margin calls/termination.

Quantitative disclosure on risk exposure in derivatives*:

(₹ in crores)

		As at 31 March, 2017			
		Currency Derivatives		Interest rate Derivatives	
Sr. No.	Particulars	Forward Contracts ^	CCS	Options	
1	Derivatives (Notional Principal Amount)				
a)	For hedging	27,154.50	-	-	15,194.36
b)	For trading	241,040.72	21,940.95	49,383.32	160,736.36
2	Marked to Market Positions#				
a)	Asset (+)	5,435.98	1,537.28	1,540.08	988.93
b)	Liability (-)	(5,429.65)	(480.84)	(1,374.76)	(1,361.16)
3	Credit Exposure@	15,606.43	4,079.81	1,793.32	3,015.89
4	Likely impact of one percentage change in interest rate (100*PV01) (as at 31 March, 2017)				
a)	on hedging derivatives	2.33	-	-	249.77
b)	on trading derivatives	2.15	1.81	12.35	63.12
5	Maximum and Minimum of 100*PV01 observed during the year				
a)	on hedging				
I)	Minimum	4.15	-	-	128.43
II)	Maximum	1.05	3.77	-	272.71
b)	on Trading				
I)	Minimum	0.01	0.96	4.08	27.55
II)	Maximum	13.03	3.68	94.91	97.29
#	Only on trading derivatives				
@	Includes accrued interest				
^	Excluding Tom/Spot contracts				

NOTES (CONT.)

(₹ in crores)

As at 31 March, 2016					
Sr. Particulars No.	Currency Derivatives			Interest rate Derivatives	
	Forward Contracts ^	CCS	Options		
1 Derivatives (Notional Principal Amount)					
a) For hedging	41,179.29	331.28	-	13,880.42	
b) For trading	214,488.26	19,532.19	42,900.52	145,920.99	
2 Marked to Market Positions#					
a) Asset (+)	2,275.48	1,183.77	1,227.35	1,237.54	
b) Liability (-)	(2,071.33)	(630.64)	(1,097.72)	(1,263.06)	
3 Credit Exposure@	10,513.88	3,119.51	1,196.28	3,158.66	
4 Likely impact of one percentage change in interest rate (100*PV01) (as at 31 March, 2016)					
a) on hedging derivatives	1.67	4.20	-	121.55	
b) on trading derivatives	4.46	136.62	7.04	277.26	
5 Maximum and Minimum of 100*PV01 observed during the year					
a) on hedging					
I) Minimum	1.67	1.74	-	121.55	
II) Maximum	6.37	4.73	-	282.76	
b) on Trading					
I) Minimum	1.00	132.99	0.27	124.15	
II) Maximum	7.35	233.48	17.16	277.26	
# Only on trading derivatives					
@ Includes accrued interest					
^ Excluding Tom/Spot contracts					

* only Over The Counter derivatives included

The outstanding notional principal amount of Exchange Traded Currency Options as at 31 March, 2017 was Nil (previous year Nil) and the mark-to-market value was Nil (previous year Nil).

1.1.32 Details of penalty/stricture levied by RBI during the year ended 31 March, 2017 is as under:

Sr. No.	Amount (₹ in crores)	Reason for stricture issued /levy of penalty by RBI	Date of payment of penalty
1.	-	Warning issued by RBI on 27 July, 2016 for certain lapses in adherence to KYC/AML guidelines on monitoring of transactions in customer accounts and FEMA provisions	-

No penalty/stricture was levied by RBI during the year ended 31 March, 2016.

1.1.33 Disclosure of customer complaints

(a) Disclosure of customer complaints relating to Bank's customers on Bank's ATMs

	31 March, 2017	31 March, 2016
a. No. of complaints pending at the beginning of the year	208	119
b. No. of complaints received during the year	35,009	38,122
c. No. of complaints redressed during the year	35,074	38,033
d. No. of complaints pending at the end of the year	143	208

(b) Disclosure of customer complaints relating to Bank's customers on other bank's ATMs

	31 March, 2017	31 March, 2016
a. No. of complaints pending at the beginning of the year	934	701
b. No. of complaints received during the year	80,572	59,940
c. No. of complaints redressed during the year	80,273	59,707
d. No. of complaints pending at the end of the year	1,233	934

(c) Disclosure of customer complaints other than ATM transaction complaints

	31 March, 2017	31 March, 2016
a. No. of complaints pending at the beginning of the year	8,357	8,693
b. No. of complaints received during the year	222,092	129,614
c. No. of complaints redressed during the year	189,641	129,950
d. No. of complaints pending at the end of the year	40,808	8,357

(d) Total customer complaints

	31 March, 2017	31 March, 2016
a. No. of complaints pending at the beginning of the year	9,499	9,513
b. No. of complaints received during the year	337,673	227,676
c. No. of complaints redressed during the year	304,988	227,690
d. No. of complaints pending at the end of the year	42,184	9,499

The above information does not include complaints redressed within 1 working day and is as certified by the Management and relied upon by the auditors.

1.1.34 Disclosure of Awards passed by the Banking Ombudsman

	31 March, 2017	31 March, 2016
a. No. of unimplemented awards at the beginning of the year	-	-
b. No. of awards passed by the Banking Ombudsman during the year	-	3
c. No. of awards implemented during the year	-	-
d. No. of unimplemented awards at the end of the year	-	-*

*During the previous year, the Bank received 3 awards which got cancelled

The above information is as certified by the Management and relied upon by the auditors.

1.1.35 Draw Down from Reserves

During the years ended 31 March, 2017 and 31 March, 2016 the Bank has made a draw down out of the Investment Reserve account towards depreciation on investments in AFS and HFT categories in terms of RBI guidelines.

1.1.36 Letter of Comfort

The Bank has not issued any Letter of Comfort (LoC) on behalf of its subsidiaries during the current and previous year.

NOTES (CONT.)

1.1.37 Disclosure on Remuneration

Qualitative disclosures

a) Information relating to the bodies that oversee remuneration:

❖ Name, composition and mandate of the main body overseeing remuneration:

The Nomination and Remuneration Committee of the Board oversees the framing, review and implementation of the compensation policy of the Bank on behalf of the Board. The Committee works in close co-ordination with the Risk Management Committee of the Bank, in order to achieve effective alignment between remuneration and risks.

As at 31 March, 2017, the Nomination and Remuneration Committee comprises of the following Non-Executive Directors:

1. Shri Prasad R. Menon - Chairman
2. Shri V. R. Kaundinya
3. Shri Rohit Bhagat
4. Shri Rakesh Makhija

In respect of Remuneration/HR matters, the Nomination and Remuneration Committee of the Board, functions with the following main objectives:

- a. Review and recommend to the Board for approval, the overall remuneration framework and associated policy of the Bank (including remuneration policy for Directors and key managerial personnel) including the level and structure of fixed pay, variable pay, perquisites, bonus pool, stock-based compensation and any other form of compensation as may be included from time to time to all the employees of the Bank including the Managing Director & CEO (MD & CEO), other Whole-Time Directors (WTD) and senior managers one level below the Board.
- b. Review and recommend to the Board for approval, the total increase in manpower cost budget of the Bank as a whole, at an aggregate level, for the next year.
- c. Recommend to the Board the compensation payable to the Chairman of the Bank.
- d. Review the Code of Conduct and HR strategy, policy and performance appraisal process within the Bank, as well as any fundamental changes in organization structure which could have wide ranging or high risk implications.
- e. Review and recommend to the Board for approval, the talent management and succession policy and process in the Bank for ensuring business continuity, especially at the level of MD & CEO, the other WTDs, senior managers one level below the Board and other key roles and their progression to the Board.
- f. Review and recommend to the Board for approval:
 - the creation of new positions one level below MD & CEO
 - appointments, promotions and exits of senior managers one level below the MD & CEO
- g. Set the goals, objectives and performance benchmarks for the Bank and for MD & CEO, the other WTDs for the financial year and over the medium to long term.
- h. Review the performance of the MD & CEO and other WTDs at the end of each year.
- i. Review organization health through feedback from employee surveys conducted on a regular basis.
- j. Perform such other duties as may be required to be done under any law, statute, rules, regulations etc. enacted by Government of India, Reserve Bank of India or by any other regulatory or statutory body.

❖ **External consultants whose advice has been sought, the body by which they were commissioned, and in what areas of the remuneration process:**

The Nomination and Remuneration Committee has commissioned McLagan Aon Hewitt, a globally renowned compensation benchmarking firm, to conduct market benchmarking of employee compensation. The Bank participates in the salary benchmarking survey conducted by Aon Hewitt every year. Aon Hewitt collects data from multiple private sector peer banks across functions, levels and roles which is then used by the Bank to assess market competitiveness of remuneration offered to Bank employees.

❖ **A description of the scope of the Bank's remuneration policy, including the extent to which it is applicable to foreign subsidiaries and branches:**

The Committee monitors the remuneration policy for both domestic and overseas branches of the Bank on behalf of the Board. However, it does not oversee the compensation policy for subsidiaries of the Bank.

❖ **A description of the type of employees covered and number of such employees:**

Employees are categorized into following three categories from remuneration structure and administration standpoint:

Category 1

MD & CEO and WTDs. This category includes 4 employees.

Category 2

All the employees in the Grade of Vice President and above engaged in the functions of Risk Control and Compliance. This category includes 31 employees.

Category 3: Other Staff

'Other Staff' has been defined as a "group of employees who pose a material risk". This category includes all the employees of the Bank in the grade of Executive Vice President (EVP) and above and also few other key business roles in case they are below the grade of Executive Vice President. This category includes 35 employees.

b) Information relating to the design and structure of remuneration processes:

❖ **An overview of the key features and objectives of remuneration policy:**

The compensation philosophy of the Bank aims to attract, retain and motivate professionals in order to enable the Bank to attain its strategic objectives and develop a strong performance culture in the competitive environment in which it operates. To achieve this, the following principles are adopted:

- Affordability: Pay to reflect productivity improvements to retain cost-income competitiveness
- Maintain competitiveness on fixed pay in talent market
- Pay for performance to drive meritocracy through variable pay
- Employee Stock Options for long-term value creation
- Benefits and perquisites to remain aligned with market practices and provide flexibility

Apart from the above, the compensation structure for MD & CEO and WTDs is aligned to RBI's guidelines for sound compensation practices (effective FY 2012-13) and addresses the general principles of:

- Effective and independent governance and monitoring of compensation
- Alignment of compensation with prudent risk-taking through well designed and consistent compensation structures
- Clear and timely disclosure to facilitate supervisory oversight by all stakeholders

Accordingly, the compensation policy for MD & CEO and WTDs seeks to:

- a) Ensure that the compensation, in terms of structure and total amount, is in line with the best practices, as well as competitive vis-à-vis that of peer banks

NOTES (CONT.)

- b) Establish the linkage of compensation with individual performance as well as achievement of the corporate objectives of the Bank
- c) Include a significant variable pay component tied to the achievement of pre-established objectives in line with Bank's scorecard while ensuring that the compensation is aligned with prudent risk taking
- d) Encourage attainment of long term shareholder returns through inclusion of equity linked long-term incentives as part of compensation

Compensation is structured in terms of fixed pay, variable pay and employee stock options (for selective employees), with the last two being highly contingent on employee performance. The compensation policy of the Bank is approved by the Nomination and Remuneration Committee. Additional approval from Shareholders and RBI is obtained specifically for compensation of MD & CEO and WTDs.

❖ **Whether the remuneration committee reviewed the firm's remuneration policy during the past year, and if so, an overview of any changes that were made:**

The Nomination and Remuneration committee reviews the Bank's remuneration policy every year. There were no major changes made in the remuneration policy during the year.

❖ **A discussion of how the Bank ensures that risk and compliance employees are remunerated independently of the businesses they oversee:**

The Bank ensures that risk and compliance employees are remunerated independently of the businesses they oversee and is guided by the individual employee performance. The remuneration is determined on the basis of relevant risk measures included in the Balanced Scorecard / key deliverables of staff in these functions. The parameters reviewed for performance based rewards are independent of performance of the business area they oversee and commensurate with their individual role in the Bank. Additionally, the ratio of fixed and variable compensation is weighed towards fixed compensation.

c) **Description of the ways in which current and future risks are taken into account in the remuneration processes:**

❖ **An overview of the key risks that the Bank takes into account when implementing remuneration measures:**

The business activity of the Bank is undertaken within the limits of the following risk measures to achieve the financial plan:

- NPA - net slippages
- Ratio of Risk Weighted Assets to Total Assets
- Liquidity Coverage Ratio

❖ **An overview of the nature and type of key measures used to take account of these risks, including risk difficult to measure:**

The Bank has a robust system of measuring and reviewing these risks. The risk parameters are a part of the Balanced Scorecard used for setting of performance objectives and for measuring performance which includes, besides financial performance, adherence to internal processes, compliance and people perspectives. Weightage is placed on not only financial or quantitative achievement of objectives but also on qualitative aspects detailing how the objectives were achieved.

❖ **A discussion of the ways in which these measures affect remuneration:**

The relevant risk measures are included in the scorecards of MD & CEO and WTDs. Inclusion of the above mentioned measures ensures that performance parameters are aligned to risk measures at the time of performance evaluation. The Nomination and Remuneration Committee takes into consideration all the above aspects while assessing organisational and individual performance and making compensation related recommendations to the Board.

- ❖ **A discussion of how the nature and type of these measures have changed over the past year and reasons for the changes, as well as the impact of changes on remuneration:**

During FY 2016-17, the risk measures were reviewed and no major changes were made to the performance parameters in the Balanced Scorecards.

d) Description of the ways in which the Bank seeks to link performance during a performance measurement period with levels of remuneration:

The Bank's performance management and compensation philosophies are structured to support the achievement of the Bank's on-going business objectives by rewarding achievement of objectives linked directly to its strategic business priorities. These strategic priorities are cascaded through annualized objectives to the employees.

The Bank follows the Balanced Scorecard approach in designing its performance management system. Adequate attention is given to the robust goal setting process to ensure alignment of individual objectives to support the achievement of business strategy, financial and non-financial goals across and through the organization. The non-financial goals for employees includes customer service, process improvement, adherence to risk and compliance norms, self-capability development and behaviours such as integrity and team management.

- ❖ **An overview of main performance metrics for Bank, top level business lines and individuals:**

The Bank follows a Balanced Scorecard approach for measuring performance for the Bank, top business lines and individuals. The approach broadly comprises financial, customer, internal processes, compliance and people perspectives and includes parameters on revenue and profitability, business growth, customer initiatives, operational efficiencies, regulatory compliance, risk management and people management.

- ❖ **A discussion of how amounts of individual remuneration are linked to the Bank-wide and individual performance:**

Performance appraisals are conducted annually and initiated by the employee with self-appraisal. The immediate supervisor reviews the appraisal ratings in a joint consultation meeting with the employee and assigns the performance rating. The final ratings are discussed by a Moderation Committee comprising of senior officials of the Bank. Both relative and absolute individual performances are considered for the moderation process. Individual fixed pay increases, variable pay and ESOPs are linked to the final performance ratings. In addition, the fixed pay increase is also influenced by an employee's position in the salary range.

- ❖ **A discussion of the measures the Bank will in general implement to adjust remuneration in the event that performance metrics are weak:**

In cases where the performance metrics are weak or not well defined to measure the performance effectively, the Bank uses discretion to reward such employees. The remuneration is then influenced by the performance of previous years and supervisor reviews.

Whilst determining fixed and variable remuneration, relevant risk measures are included in scorecards of senior employees. Identified risk parameters that are taken into account are as under:

- NPA – net slippages
- Ratio of Risk Weighted Assets to Total Assets
- Liquidity Coverage Ratio

As a prudent measure, a portion of variable pay if it exceeds a certain threshold is deferred and is paid proportionately over a period of 3 years. The deferred variable pay amount of reference year would be held back in case of any misrepresentation or gross inaccuracy resulting in a wrong risk assessment.

e) Description of the ways in which the Bank seeks to adjust remuneration to take account of the longer term performance:

- ❖ **A discussion of the Bank's policy on deferral and vesting of variable remuneration and, if the fraction of variable remuneration that is deferred differs across employees or groups of employees, a description of the factors that determine the fraction and their relative importance:**

The deferral of the Variable Pay for the three categories of employees as stated earlier is given below:

Category 1: MD & CEO and WTDs

Variable Pay will not exceed 70% of the Fixed Pay

To ensure that risk measures do not focus only on achieving short term goals, variable payout is deferred. If the variable pay exceeds 40% of fixed pay, 45% of the variable pay to be deferred proportionately over a period of three years.

NOTES (CONT.)

Category 2: All the employees in the Grade of Vice President and above engaged in the functions of Risk Control and Compliance

- Variable Pay will be paid on the basis of laid down risk control, compliance and process improvement parameters in the balanced scorecard / key deliverables of staff in this function
- The parameters will be independent of performance of the business area they oversee and will commensurate with their key role in the Bank
- The ratio of fixed and variable compensation will be weighed towards fixed compensation
- Percentage of variable pay to be capped at 70% of fixed pay
- Appropriate deferral structure as approved by the Nomination and Remuneration Committee will be applicable to this category of employees

Category 3: Other Staff

- Variable Pay will be paid on the basis of performance against key deliverables and overall business performance for the financial year
- Percentage of variable pay to be capped at 70% of fixed pay
- Appropriate deferral structure as approved by the Nomination and Remuneration Committee will be applicable to this category of employees

❖ A discussion of the Bank's policy and criteria for adjusting deferred remuneration before vesting and (if permitted by national law) after vesting through claw back arrangements:

The deferred portion of the variable pay may be delayed in the event of an enquiry determining gross negligence or breach of integrity. The deferred portion is withheld by the Bank till the completion of such enquiries, if any. As a result, no claw back arrangements are made on the deferred portion of the variable pay.

f) Description of the different forms of variable remuneration that the Bank utilizes and the rationale for using these different forms:

❖ An overview of the forms of variable remuneration offered:

- Variable Pay: Variable Pay is linked to corporate performance, business performance and individual performance and ensures differential pay based on the performance levels of employees
- Employee Stock Options (ESOPs): ESOPs are given to selective set of employees at senior levels based on their level of performance and role. ESOP scheme has an inbuilt deferred vesting design which helps in directing long term performance orientation among employees

❖ A discussion of the use of different forms of variable remuneration and, if the mix of different forms of variable remuneration differs across employees or group of employees, a description of the factors that determine the mix and their relative importance:

Variable pay in the form of performance based bonus is paid out annually and is linked to performance achievement against balanced performance measures and aligned with the principles of meritocracy. The proportion of variable pay in total pay shall be higher at senior management levels. The payment of all forms of variable pay is governed by the affordability of the Bank and based on profitability and cost income ratios. At senior management levels (and for certain employees with potential to cause material impact on risk exposure), a portion of variable compensation may be paid out in a deferred manner in order to drive prudent behaviour as well as long term & sustainable performance orientation. Long term variable pay is administered in the form of ESOPs with an objective of enabling employee participation in the business as an active stakeholder and to usher in an 'owner-manager' culture. The quantum of grant of stock options is determined and approved by the Nomination and Remuneration Committee, in terms of the said Regulations and in line with best practices, subject to the approval of RBI. The current ESOP design has an inbuilt deferral intended to spread and manage risk.

Quantitative disclosures

- a) The quantitative disclosures pertaining to the MD & CEO, Whole Time Directors and other risk takers for the year ended 31 March, 2017 and 31 March, 2016 are given below. Other risk takers include all employees in the grade of Executive Vice President (EVP) and above and also cover certain select roles in case they are below the grade of EVP.

	31 March, 2017	31 March, 2016
a. i) Number of meetings held by the Remuneration Committee (main body overseeing remuneration) during the financial year	7	7
ii) Remuneration paid to its members (sitting fees)	₹13,50,000	₹15,00,000
b. Number of employees having received a variable remuneration award during the financial year	38*	31*
c. Number and total amount of sign-on awards made during the financial year	N.A.	N.A.
d. Number and total amount of guaranteed bonus awarded during the financial year, if any	N.A.	N.A.
e. Details of severance pay, in addition to accrued benefits, if any	N.A.	N.A.
f. Total amount of outstanding deferred remuneration, split into cash, shares and share-linked instruments and other forms	₹0.99 crores (cash bonus)	₹1.64 crores (cash bonus)
g. Total amount of deferred remuneration paid out in the financial year	₹0.65 crores	₹0.30 crores
h. Breakdown of amount of remuneration awards for the financial year to show fixed and variable, deferred and non-deferred, different forms used	Fixed - ₹38.19 crores#	Fixed - ₹36.93 crores#
	Variable - ₹11.22 crores*	Variable - ₹11.79 crores*
	Deferred - Nil	Deferred - ₹1.04 crores
	Non-Deferred ₹11.22 crores*	Non-Deferred ₹10.75 crores*
	Number of stock options granted during the financial year- 34,91,000	Number of stock options granted during the financial year- 41,70,500
i. Total amount of outstanding deferred remuneration and retained remuneration exposed to ex post explicit and/or implicit adjustments	N.A.	N.A.
j. Total amount of reductions during the financial year due to ex- post explicit adjustments	N.A.	N.A.
k. Total amount of reductions during the financial year due to ex- post implicit adjustments	N.A.	N.A.

* pertains to FY 2015-16 paid to MD & CEO, WTDs and other risk takers (previous years pertains to FY 2014-15)

Fixed Remuneration includes basic salary, fixed allowance, leave fare concession, house rent allowance, super annuation allowance, certain other allowances and contribution towards provident fund

- b) Disclosure for compensation of Non-executive Directors (Except Part-time Chairman):

(₹ in crores)

	31 March, 2017	31 March, 2016
a. Amount of remuneration paid during the year	1.02	0.90

NOTES (CONT.)

- 1.1.38 The details of fees / brokerage earned in respect of insurance broking, agency and bancassurance business undertaken by the Bank are as under:

(₹ in crores)

Sr. No.	Nature of Income*	31 March, 2017	31 March, 2016
1.	For selling life insurance policies	558.24	498.17
2.	For selling non-life insurance policies	32.95	23.35
3.	For selling mutual fund products	317.44	311.44
4.	Others (selling of gold coins, wealth advisory, RBI and other bonds etc.)	88.57	57.09
	Total	997.20	890.05

*includes receipts on account of marketing activities undertaken on behalf of bancassurance partners

- 1.1.39 The Bank has not sponsored any special purpose vehicle which is required to be consolidated in the consolidated financial statements as per accounting norms.

- 1.1.40 Amount of total assets, non-performing assets and revenue of overseas branches is given below:

(₹ in crores)

Particulars	31 March, 2017	31 March, 2016
Total assets	54,252.62	53,971.32
Total NPAs	4,695.18	903.35
Total revenue	2,636.36	2,777.71

- 1.1.41 During the year ended 31 March, 2017 the value of sales/transfers of securities to/from HTM category (excluding one-time transfer of securities and sales to RBI under OMO auctions) exceeded 5% of the book value of investments held in HTM category at the beginning of the year by ₹11,558.20 crores.

Market value of investments held in HTM category	Excess of book value over market value for which provision is not made
₹82,665.92 crores	Nil

During the year ended 31 March, 2016 the value of sales/transfers of securities to/from HTM category (excluding one-time transfer of securities, sales to RBI under OMO auctions, repurchase of government securities by Government of India and sale/transfer of securities consequent to reduction of ceiling on SLR securities under HTM) did not exceed 5% of the book value of investments held in HTM category at the beginning of the year.

- 1.1.42 Disclosure on transfers to Depositor Education and Awareness Fund (DEAF)

(₹ in crores)

Particulars	31 March, 2017	31 March, 2016
Opening balance of amounts transferred to DEAF	41.57	26.67
Add : Amounts transferred to DEAF during the year	24.23	15.40
Less : Amounts reimbursed by DEAF towards claims	(0.90)*	(0.50)*
Closing balance of amounts transferred to DEAF	64.90	41.57

* includes ₹0.21 crores (previous year ₹0.44 crores) of claim raised and pending settlement with RBI

- 1.1.43 Disclosure on Intra-Group Exposures

(₹ in crores)

Particulars	31 March, 2017	31 March, 2016
Total amount of intra-group exposures	3,232.20	3,418.77
Total amount of top-20 intra-group exposures	3,232.20	3,418.77
Percentage of intra-group exposures to total exposure of the Bank on borrowers/customers	0.51	0.59

During the year ended 31 March, 2017 and 31 March, 2016, the intra-group exposures were within the limits specified by RBI.

1.1.44 Unhedged Foreign Currency Exposure

The Bank's Corporate Credit Policy lays down the framework to manage credit risk arising out of unhedged foreign currency exposures of the borrowers. Both at the time of initial approval as well as subsequent reviews/renewals, the assessment of credit risk arising out of foreign currency exposure of the borrowers include details of imports, exports, repayments of foreign currency borrowings, as well as hedges done by the borrowers or naturally enjoyed by them vis-a-vis their intrinsic financial strength, history of hedging and losses arising out of foreign currency volatility. The extent of hedge/cover required on the total foreign currency exposure including natural hedge and hedged positions, is guided through a matrix of internal ratings. The hedging policy is applicable for existing as well as new clients with foreign currency exposures above a predefined threshold. The details of un-hedged foreign currency exposure of customers for transactions undertaken through the Bank are monitored periodically. The Bank also maintains additional provision and capital, in line with RBI guidelines.

During the year ended 31 March, 2017, there is a write back of ₹13.88 crores (previous year incremental provision of ₹1.62 crores) in provision for un-hedged foreign currency exposures. As on 31 March, 2017, the Bank held incremental capital of ₹300.05 crores (previous year ₹249.19 crores) towards borrowers having un-hedged foreign currency exposures.

1.1.45 Disclosure on provisioning pertaining to fraud accounts

(₹ in crores)

	31 March, 2017	31 March, 2016
Number of frauds reported during the year*	205	135
Amounts involved	72.92	250.28
Provisions held at the beginning of the year	48.63	35.69
Provisions made during the year	24.29	214.59
Provisions held at the end of the year	72.92	250.28
Unamortised provision debited from 'other reserves' as at the end of the year	-	-

* Excluding 4 cases (previous year 1 case) amounting to ₹407.73 crores (previous year ₹11.78 crores) reported as fraud during the year and subsequently prudentially written off

1.1.46 During the year ended 31 March, 2017, the Bank purchased Priority Sector Lending Certificates (PSLC) amounting to ₹5,600 crores, the details of which are set out below:

(₹ in crores)

Date	Category	Amount
28 February, 2017	PSLC – General	₹200 crores
01 March, 2017	PSLC – General	₹400 crores
01 March, 2017	PSLC – Small/Marginal Farmers	₹5,000 crores
	Total	₹5,600 crores

The Bank has not sold any Priority Sector Lending Certificates during the year ended 31 March, 2017.

NOTES (CONT.)

1.1.47 Disclosure on Liquidity Coverage Ratio

Qualitative disclosure

The Bank has adopted the Basel III framework on liquidity standards as prescribed by RBI and has put in place requisite systems and processes to enable periodical computation and reporting of the Liquidity Coverage Ratio (LCR). The mandated regulatory threshold as per the transition plan is embedded into the Risk Appetite Statement of the Bank thus subjecting LCR maintenance to Board oversight and periodical review. The Risk department computes the LCR and reports the same to the Asset Liability Management Committee (ALCO) every month for review as well as to the Risk Management Committee of the Board.

The Bank computes LCR on a daily basis and in accordance with RBI guidelines the quarterly disclosures of LCR commencing from March 2017 contains data on the simple average calculated on daily observations over a period of 90 days.

The Bank follows the criteria laid down by RBI for month-end calculation of High Quality Liquid Assets (HQLA), gross outflows and inflows within the next 30-day period. HQLA predominantly comprises Government securities viz. Treasury Bills, Central and State Government securities. A relatively smaller part of HQLA is accounted for by the corporate bonds rated AA- and above with mandated haircuts applied thereto.

The Bank monitors the concentration of funding sources from significant counterparties, significant instruments/products as part of the asset liability management framework. The Bank adheres to the regulatory and internal limits on Inter-bank liability and call money borrowings which form part of the ALM policy. The Bank's funding sources are fairly dispersed across sources and maturities.

Expected derivative cash outflows and inflows are calculated for outstanding contracts in accordance with laid down valuation methodologies. Cash flows, if any, from collaterals posted against derivatives are not considered.

The Bank monitors the LCR in US Dollar currency which qualifies as a significant currency for monitoring LCR as per RBI guidelines.

The liquidity risk management of the Bank is undertaken by the Asset Liability Management group in the Treasury in accordance with the Board approved policies and ALCO approved funding plans. The Risk department measures and monitors the liquidity profile of the Bank with reference to the Board approved limits, for both domestic as well as overseas operations, on a static as well as on a dynamic basis by using the gap analysis technique supplemented by monitoring of key liquidity ratios and periodical liquidity stress testing. Periodical reports are placed before the Bank's ALCO for perusal and review.

All significant outflows and inflows determined in accordance with RBI guidelines are included in the prescribed LCR computation template.

Quantitative disclosure

(₹ in crores)

	Quarter ended 31 March, 2017		Quarter ended 31 December, 2016		Quarter ended 30 September, 2016		Quarter ended 30 June, 2016	
	Total Unweighted Value (average)	Total Weighted Value (average)	Total Unweighted Value (average)	Total Weighted Value (average)	Total Unweighted Value (average)	Total Weighted Value (average)	Total Unweighted Value (average)	Total Weighted Value (average)
High Quality Liquid Assets								
1 Total High Quality Liquid Assets (HQLAs)		69,068.02		73,485.84		62,071.82		57,911.67
Cash Outflows								
2 Retail Deposits and deposits from small business customers, of which:	223,062.16	19,876.45	227,335.01	20,322.23	214,721.91	19,443.96	206,725.61	18,700.11
(i) Stable Deposits	48,595.25	2,429.76	48,225.63	2,411.29	40,564.79	2,028.25	39,449.20	1,972.47
(ii) Less Stable Deposits	174,466.91	17,446.69	179,109.38	17,910.94	174,157.12	17,415.71	167,276.41	16,727.64
3 Unsecured wholesale funding, of which :	114,310.99	57,658.68	105,538.02	51,751.28	107,610.78	51,052.33	104,027.70	52,853.63
(i) Operational deposits (all counterparties)	31,269.64	7,812.33	33,120.72	8,275.36	35,890.75	8,967.75	32,443.10	8,105.92
(ii) Non-operational deposits (all counterparties)	83,041.35	49,846.35	72,417.30	43,475.92	71,720.03	42,084.58	71,584.60	44,747.71
(iii) Unsecured debt	-	-	-	-	-	-	-	-
4 Secured wholesale funding		462.22		500.00		1,014.84		1,752.55
5 Additional requirements, of which	33,918.61	26,359.82	30,613.59	22,523.69	22,670.54	15,707.75	24,332.56	13,495.84
(i) Outflows related to derivative exposures and other collateral requirements	24,578.76	24,578.76	19,194.47	19,194.47	14,927.66	14,927.67	12,354.13	12,354.13
(ii) Outflows related to loss of funding on debt products	864.71	864.71	2,388.52	2,388.52	-	-	-	-
(iii) Credit and liquidity facilities	8,475.14	916.35	9,030.60	940.70	7,742.88	780.08	11,978.43	1,141.71
6 Other contractual funding obligations	3,696.81	3,606.81	3,505.93	3,415.93	3,777.42	3,687.42	3,046.03	2,956.03
7 Other contingent funding obligations	199,879.47	7,735.28	196,561.11	7,658.97	181,755.53	7,110.29	180,297.54	6,994.77
8 TOTAL CASH OUTFLOWS		115,699.26		106,172.10		98,016.59		96,752.93
Cash Inflows								
9 Secured lending (eg. reverse repo)	7,332.28	-	9,101.00	-	2,570.67	-	-	-
10 Inflows from fully performing exposures	23,518.10	18,575.43	27,200.87	18,767.80	26,214.48	17,804.76	24,594.96	17,307.41
11 Other cash inflows	24,605.83	24,605.83	19,063.95	19,063.95	14,913.06	14,913.06	12,401.32	12,401.32
12 Total Cash Inflows	55,456.21	43,181.26	55,365.82	37,831.75	43,698.21	32,717.82	36,996.28	29,708.73
		Total adjusted Value		Total adjusted Value		Total adjusted Value		Total adjusted Value
21 Total HQLA		69,068.02		73,485.84		62,071.82		57,911.67
22 Total Net Cash Outflows		72,518.00		68,340.35		65,298.77		67,044.20
23 Liquidity Coverage Ratio %		95.24%		107.53%		95.06%		86.38%

Notes: 1) Average for quarter ended 31 March, 2017 is simple average of daily observations for the quarter. Average for other quarters represents simple average of monthly observations for the respective quarters.

2) Classification of inflows and outflows for determining the run off factors is based on the same estimates and assumptions as used by the Bank for compiling the return submitted to the RBI, which has been relied upon by the auditors.

NOTES (CONT.)

(₹ in crores)

	Quarter ended 31 March, 2016		Quarter ended 31 December, 2015		Quarter ended 30 September, 2015		Quarter ended 30 June, 2015	
	Total Unweighted Value (average)	Total Weighted Value (average)	Total Unweighted Value (average)	Total Weighted Value (average)	Total Unweighted Value (average)	Total Weighted Value (average)	Total Unweighted Value (average)	Total Weighted Value (average)
High Quality Liquid Assets								
1 Total High Quality Liquid Assets (HQLAs)		56,803.00		46,563.12		47,627.42		44,570.50
Cash Outflows								
2 Retail Deposits and deposits from small business customers, of which:								
(i) Stable Deposits	196,006.46	17,684.87	178,087.15	15,930.27	173,627.67	15,530.07	170,249.41	15,223.40
(ii) Less Stable Deposits	38,315.64	1,915.79	37,568.97	1,878.45	36,661.71	1,833.47	36,031.01	1,801.56
3 Unsecured wholesale funding, of which :	157,690.82	15,769.08	140,518.18	14,051.82	136,965.96	13,696.60	134,218.40	13,421.84
(i) Operational deposits (all counterparties)	106,696.03	50,177.86	99,688.42	45,309.58	95,590.76	41,013.16	89,298.62	39,009.13
(ii) Non-operational deposits (all counterparties)	36,597.91	9,143.53	30,895.00	7,716.81	31,017.95	7,747.27	27,753.22	6,931.43
(iii) Unsecured debt	70,098.12	41,034.33	68,793.42	37,592.77	64,572.81	33,265.89	61,545.40	32,077.70
4 Secured wholesale funding	-	-	-	-	-	-	-	-
5 Additional requirements, of which:	2,092.31	2,092.31	2,845.78	2,845.78	2,112.83	2,112.83	3,580.11	3,580.11
(i) Outflows related to derivative exposures and other collateral requirements	22,254.33	13,471.24	19,173.28	11,361.57	19,878.86	11,441.47	19,323.58	9,583.26
(ii) Outflows related to loss of funding on debt products	12,551.90	12,551.90	10,565.75	10,565.75	10,577.10	10,577.10	8,570.58	8,570.58
(iii) Credit and liquidity facilities	-	-	-	-	-	-	-	-
6 Other contractual funding obligations	9,702.43	919.34	8,607.53	795.82	9,301.76	864.37	10,753.00	1,012.68
7 Other contingent funding obligations	2,345.44	2,255.44	2,298.80	2,298.80	2,460.54	2,460.54	2,386.46	2,386.46
8 TOTAL CASH OUTFLOWS	173,856.05	7,370.36	174,861.74	8,743.09	172,412.38	8,620.68	165,931.33	8,296.56
Cash Inflows								
9 Secured lending (eg. reverse repo)								
10 Inflows from fully performing exposures	-	-	-	-	-	-	-	-
11 Other cash inflows	21,847.41	14,243.44	17,387.74	12,253.81	15,865.10	11,087.30	15,238.38	10,099.06
12 Total Cash Inflows	12,564.22	12,564.22	10,580.85	10,580.85	10,753.91	10,643.10	8,541.66	8,541.66
	34,411.63	26,807.66	27,968.59	22,834.66	26,619.01	21,730.40	23,780.04	18,640.72
	Total adjusted Value		Total adjusted Value		Total adjusted Value		Total adjusted Value	
21 Total HQLA		56,803.00		46,563.12		47,627.42		44,570.50
22 Total Net Cash Outflows		66,244.42		63,654.43		59,448.35		59,438.20
23 Liquidity Coverage Ratio %		85.75%		73.15%		80.12%		74.99%

Notes: 1) The above data represents simple average of monthly observations for the respective quarters.

2) Classification of inflows and outflows for determining the run off factors is based on the same estimates and assumptions as used by the Bank for compiling the return submitted to the RBI, which has been relied upon by the auditors.

1.2 Other disclosures

- 1.2.1 During the year, the Bank has appropriated ₹755.57 crores (previous year ₹55.84 crores) to the Capital Reserve, net of taxes and transfer to statutory reserve, being the gain on sale of HTM investments in accordance with RBI guidelines. As advised by RBI, during the previous year, the Bank appropriated ₹6.20 crores (net of taxes and transfer to statutory reserve) to the Capital Reserve, being the profit earned on sale of premises.
- 1.2.2 During the year, the Bank has appropriated an amount of ₹1.75 crores (previous year ₹1.74 crores) to Reserve Fund account towards statutory reserve in accordance with guidelines issued by Central Bank of Sri Lanka in respect of Colombo branch operations.
- 1.2.3 Earnings Per Share ('EPS')

The details of EPS computation is set out below:

	31 March, 2017	31 March, 2016
Basic and Diluted earnings for the year (Net profit after tax) (₹ in crores)	3,679.28	8,223.66
Basic weighted average no. of shares (in crores)	238.93	237.73
Add: Equity shares for no consideration arising on grant of stock options under ESOP (in crores)	0.94	1.30
Diluted weighted average no. of shares (in crores)	239.87	239.03
Basic EPS (₹)	15.40	34.59
Diluted EPS (₹)	15.34	34.40
Nominal value of shares (₹)	2.00	2.00

Dilution of equity is on account of 9,429,479 (previous year 13,010,331) stock options.

- 1.2.4 Employee Stock Options Scheme ('the Scheme') in February 2001, pursuant to the approval of the shareholders at the Extraordinary General Meeting, the Bank approved an Employee Stock Option Scheme. Under the Scheme, the Bank is authorised to issue upto 65,000,000 equity shares to eligible employees. Eligible employees are granted an option to purchase shares subject to vesting conditions. Further, over the period June 2004 to July 2013, pursuant to the approval of the shareholders at Annual General Meetings, the Bank approved an ESOP scheme for additional options aggregating 175,087,000. The options vest in a graded manner over 3 years. The options can be exercised within three/five years from the date of the vesting as the case may be. Within the overall ceiling of 240,087,000 stock options approved for grant by the shareholders as stated earlier, the Bank is also authorised to issue options to employees and directors of the subsidiary companies. 239,119,950 options have been granted under the Scheme till the previous year ended 31 March, 2016.

On 26 April, 2016, the Bank granted 7,153,000 stock options (each option representing entitlement to one equity share of the Bank) to its eligible employees/directors of the Bank/subsidiary companies at a price of ₹469.90 per option.

Stock option activity under the Scheme for the year ended 31 March, 2017 is set out below:

	Options outstanding	Range of exercise prices (₹)	Weighted average exercise price (₹)	Weighted average remaining contractual life (Years)
Outstanding at the beginning of the year	35,527,310	217.33 to 535.00	327.56	3.33
Granted during the year	7,153,000	469.90	469.90	-
Forfeited during the year	(690,050)	217.33 to 535.00	455.72	-
Expired during the year	(74,853)	217.33 to 289.51	257.56	-
Exercised during the year	(12,204,283)	217.33 to 535.00	268.81	-
Outstanding at the end of the year	29,711,124	217.33 to 535.00	383.16	3.98
Exercisable at the end of the year	15,934,524	217.33 to 535.00	319.45	2.41

The weighted average share price in respect of options exercised during the year was ₹507.67.

NOTES (CONT.)

Stock option activity under the Scheme for the year ended 31 March, 2016 is set out below:

	Options outstanding	Range of exercise prices (₹)	Weighted average exercise price (₹)	Weighted average remaining contractual life (Years)
Outstanding at the beginning of the year	41,829,791	100.65 to 306.54	269.17	3.13
Granted during the year	7,144,500	486.25 to 535.00	532.95	-
Forfeited during the year	(970,750)	100.65 to 535.00	350.00	-
Expired during the year	(166,604)	100.65 to 289.51	218.92	-
Exercised during the year	(12,309,627)	100.65 to 306.54	248.05	-
Outstanding at the end of the year	35,527,310	217.33 to 535.00	327.56	3.33
Exercisable at the end of the year	19,856,810	217.33 to 306.54	268.07	1.74

The weighted average share price in respect of options exercised during the year was ₹495.51.

Fair Value Methodology

On applying the fair value based method in Guidance Note on 'Accounting for Employee Share-based Payments' the impact on reported net profit and EPS would be as follows:

	31 March, 2017	31 March, 2016
Net Profit (as reported) (₹ in crores)	3,679.28	8,223.66
Add: Stock based employee compensation expense included in net income (₹ in crores)	-	-
Less: Stock based employee compensation expense determined under fair value based method (proforma) (₹ in crores)	(101.47)	(103.06)
Net Profit (Proforma) (₹ in crores)	3,577.81	8,120.60
Earnings per share: Basic (in ₹)		
As reported	15.40	34.59
Proforma	14.97	34.16
Earnings per share: Diluted (in ₹)		
As reported	15.34	34.40
Proforma	14.92	33.98

The fair value of the options is estimated on the date of the grant using the Black-Scholes options pricing model, with the following assumptions:

	31 March, 2017	31 March, 2016
Dividend yield	1.29%	1.40%
Expected life	2.57-4.57 years	2.57-4.57 years
Risk free interest rate	7.15% to 7.39%	7.61% to 7.78%
Volatility	32.92% to 35.75%	34.85% to 36.51%

Volatility is the measure of the amount by which a price has fluctuated or is expected to fluctuate during a period. The measure of volatility used in the Black-Scholes options pricing model is the annualised standard deviation of the continuously compounded rates of return on the stock over a period of time. For calculating volatility, the daily volatility of the stock prices on the National Stock Exchange, over a period prior to the date of grant, corresponding with the expected life of the options has been considered.

The weighted average fair value of options granted during the year ended 31 March, 2017 is ₹153.66 (previous year ₹178.22).

1.2.5 Proposed Dividend

The Board of Directors, in their meeting held on 26 April, 2017 have proposed a final dividend of ₹5 per equity share amounting to ₹1,403.99 crores, inclusive of corporate dividend tax. The proposal is subject to the approval of shareholders at the Annual General Meeting. In terms of revised Accounting Standard (AS) 4 'Contingencies and Events occurring after the Balance sheet date' as notified by the Ministry of Corporate Affairs through amendments to Companies (Accounting Standards) Amendment Rules, 2016, dated 30 March, 2016, such proposed dividend has not been recognised as a liability as on 31 March, 2017.

Dividend paid during the year, represents dividend (₹5 per equity share) for the year ended 31 March, 2016 paid pursuant to approval of shareholders at Annual General Meeting held on 22 July, 2016.

1.2.6 Segmental reporting

The business of the Bank is divided into four segments: Treasury, Retail Banking, Corporate/Wholesale Banking and Other Banking Business. These segments have been identified based on the RBI's revised guidelines on Segment Reporting issued on 18 April, 2007 vide Circular No. DBOD.No.BP.BC.81/21.04.018/2006-07. The principal activities of these segments are as under.

Segment	Principal Activities
Treasury	Treasury operations include investments in sovereign and corporate debt, equity and mutual funds, trading operations, derivative trading and foreign exchange operations on the proprietary account and for customers. The Treasury segment also includes the central funding unit.
Retail Banking	Constitutes lending to individuals/small businesses through the branch network and other delivery channels subject to the orientation, nature of product, granularity of the exposure and the quantum thereof. Retail Banking activities also include liability products, card services, internet banking, mobile banking, ATM services, depository, financial advisory services and NRI services.
Corporate/Wholesale Banking	Includes corporate relationships not included under Retail Banking, corporate advisory services, placements and syndication, project appraisals, capital market related services and cash management services.
Other Banking Business	Includes para banking activities like third party product distribution and other banking transactions not covered under any of the above three segments.

Revenues of the Treasury segment primarily consist of fees and gains or losses from trading operations and interest income on the investment portfolio. The principal expenses of the segment consist of interest expense on funds borrowed from external sources and other internal segments, premises expenses, personnel costs, other direct overheads and allocated expenses.

Revenues of the Corporate/Wholesale Banking segment consist of interest and fees earned on loans given to customers falling under this segment and fees arising from transaction services and merchant banking activities such as syndication and debenture trusteeship. Revenues of the Retail Banking segment are derived from interest earned on loans classified under this segment, fees for banking and advisory services, ATM interchange fees and cards products. Expenses of the Corporate/Wholesale Banking and Retail Banking segments primarily comprise interest expense on deposits and funds borrowed from other internal segments, infrastructure and premises expenses for operating the branch network and other delivery channels, personnel costs, other direct overheads and allocated expenses.

Segment income includes earnings from external customers and from funds transferred to the other segments. Segment result includes revenue as reduced by interest expense and operating expenses and provisions, if any, for that segment. Segment-wise income and expenses include certain allocations. Inter segment interest income and interest expense represent the transfer price received from and paid to the Central Funding Unit (CFU) respectively. For this purpose, the funds transfer pricing mechanism presently followed by the Bank, which is based on historical matched maturity and internal benchmarks, has been used. Operating expenses other than those directly attributable to segments are allocated to the segments based on an activity-based costing methodology. All activities in the Bank are segregated segment-wise and allocated to the respective segment.

NOTES (CONT.)

Segmental results are set out below:

(₹ in crores)

	31 March, 2017				
	Treasury	Corporate/ Wholesale Banking	Retail Banking	Other Banking Business	Total
Segment Revenue					
Gross interest income (external customers)	11,653.01	15,767.68	17,121.47	-	44,542.16
Other income	4,642.18	2,958.55	3,088.44	1,002.14	11,691.31
Total income as per Profit and Loss Account	16,295.19	18,726.23	20,209.91	1,002.14	56,233.47
Add/(less) inter segment interest income	48,713.22	5,358.37	18,029.89	-	72,101.48
Total segment revenue	65,008.41	24,084.60	38,239.80	1,002.14	128,334.95
Less: Interest expense (external customers)	12,484.43	663.30	13,301.31	-	26,449.04
Less: Inter segment interest expense	47,974.47	11,937.93	12,188.50	0.58	72,101.48
Less: Operating expenses	456.91	3,317.95	8,307.81	117.24	12,199.91
Operating profit	4,092.60	8,165.42	4,442.18	884.32	17,584.52
Less: Provision for non-performing assets/others*	1,233.89	10,041.75	841.32	-	12,116.96
Segment result	2,858.71	(1,876.33)	3,600.86	884.32	5,467.56
Less: Provision for tax					1,788.28
Extraordinary profit/loss					-
Net Profit					3,679.28
Segment assets	209,865.71	198,331.45	186,937.38	746.92	595,881.46
Unallocated assets					5,586.21
Total assets					601,467.67
Segment liabilities	194,987.16	118,340.37	232,331.99	42.00	545,701.52
Unallocated liabilities					3.61
Total liabilities					545,705.13
Net assets	14,878.55	79,991.08	(45,394.61)	704.92	55,762.54
Capital expenditure for the year	26.75	210.64	417.94	13.37	668.71
Depreciation on fixed assets for the year	20.35	160.27	318.00	10.18	508.80

(₹ in crores)

	31 March, 2016				
	Treasury	Corporate/ Wholesale Banking	Retail Banking	Other Banking Business	Total
Segment Revenue					
Gross interest income (external customers)	11,191.40	15,276.51	14,520.13	-	40,988.04
Other income	2,523.77	3,255.10	2,697.86	894.73	9,371.46
Total income as per Profit and Loss Account	13,715.17	18,531.61	17,217.99	894.73	50,359.50
Add/(less) inter segment interest income	46,475.49	4,816.81	16,769.97	-	68,062.27
Total segment revenue	60,190.66	23,348.42	33,987.96	894.73	118,421.77
Less: Interest expense (external customers)	11,569.88	510.83	12,074.36	-	24,155.07
Less: Inter segment interest expense	44,734.13	11,743.24	11,584.76	0.14	68,062.27
Less: Operating expenses	391.24	2,528.99	7,071.99	108.60	10,100.82
Operating profit	3,495.41	8,565.36	3,256.85	785.99	16,103.61
Less: Provision for non-performing assets/others*	189.87	3,005.70	514.29	-	3,709.86
Segment result	3,305.54	5,559.66	2,742.56	785.99	12,393.75
Less: Provision for tax					4,170.09
Extraordinary profit/loss					-
Net Profit					8,223.66
Segment assets	189,256.25	190,831.82	156,657.98	731.53	537,477.58
Unallocated assets					2,343.44
Total assets					539,821.02
Segment liabilities	183,655.51	90,433.40	212,526.77	22.69	486,638.37
Unallocated liabilities					17.74
Total liabilities					486,656.11
Net assets	5,600.74	100,398.42	(55,868.79)	708.84	53,164.91
Capital expenditure for the year	60.03	415.07	857.27	25.63	1,358.00
Depreciation on fixed assets for the year	19.62	135.68	280.23	8.38	443.91

* represents material non-cash items other than depreciation

Geographic Segment

(₹ in crores)

	Domestic		International		Total	
	31 March, 2017	31 March, 2016	31 March, 2017	31 March, 2016	31 March, 2017	31 March, 2016
Revenue	53,597.11	47,581.79	2,636.36	2,777.71	56,233.47	50,359.50
Assets	547,215.05	485,849.70	54,252.62	53,971.32	601,467.67	539,821.02
Capital Expenditure incurred	667.83	1,353.98	0.88	4.02	668.71	1,358.00
Depreciation provided	506.00	441.00	2.80	2.91	508.80	443.91

NOTES (CONT.)

1.2.7 Related party disclosure

The related parties of the Bank are broadly classified as:

a) Promoters

The Bank has identified the following entities as its Promoters.

- Administrator of the Specified Undertaking of the Unit Trust of India (SUUTI)
- Life Insurance Corporation of India (LIC)
- General Insurance Corporation and four Government-owned general insurance companies - New India Assurance Co. Limited, National Insurance Co. Limited, United India Insurance Co. Limited and The Oriental Insurance Co. Limited.

b) Key Management Personnel

- Ms. Shikha Sharma (Managing Director & Chief Executive Officer)
- Mr. V. Srinivasan (Deputy Managing Director)
- Mr. Rajesh Dahiya [Executive Director (Corporate Centre)] with effect from 4 August, 2016
- Mr. Rajiv Anand [Executive Director (Retail Banking)] with effect from 4 August, 2016
- Mr. Sanjeev K. Gupta [Executive Director (Corporate Centre)] upto 18 March, 2016

c) Relatives of Key Management Personnel

Mr. Sanjaya Sharma, Ms. Usha Bharadwaj, Mr. Tilak Sharma, Ms. Tvisha Sharma, Dr. Sanjiv Bharadwaj, Dr. Prashant Bharadwaj, Dr. Brevis Bharadwaj, Dr. Reena Bharadwaj, Ms. Gayathri Srinivasan, Ms. Vanjulam Varadarajan, Mr. V. Satish, Ms. Camy Satish, Ms. Ananya Srinivasan, Ms. Anagha Srinivasan, Ms. Geetha N., Ms. Chitra R., Ms. Sumathi N., Mr. S. Ranganathan, Mr. R. Narayan, Ms. Gitanjali Anand, Ms. Tara Anand, Ms. Nandita Anand, Mr. P.L. Narain, Mr. P. Srinivas, Ms. Ratna Rao Shekar, Ms. P. Kamashi, Ms. Hemant Dahiya, Ms. Arooshi Dahiya, Ms. Mallika Dahiya, Ms. Jal Medha, Ms. Pooja Rathi, Mr. Jai Prakash Dahiya.

d) Subsidiary Companies

- Axis Capital Limited
- Axis Private Equity Limited
- Axis Trustee Services Limited
- Axis Asset Management Company Limited
- Axis Mutual Fund Trustee Limited
- Axis Bank UK Limited
- Axis Finance Limited
- Axis Securities Limited
- A.Treds Limited with effect from 23 May, 2016
- Axis Securities Europe Limited (under voluntary winding up as on 31 March, 2017)

The significant transactions between the Bank and related parties during the year ended 31 March, 2017 and 31 March, 2016 are given below. A specific related party transaction is disclosed as a significant related party transaction wherever it exceeds 10% of the aggregate value of all related party transactions in that category:

- Dividend paid: Administrator of The Specified Undertaking of the Unit Trust of India ₹137.42 crores (previous year ₹126.43 crores), Life Insurance Corporation of India ₹174.43 crores (previous year ₹130.91 crores)
- Dividend received: Axis Securities Ltd. ₹17.70 crores (previous year ₹14.45 crores), Axis Trustee Services Ltd. ₹12.38 crores (previous year ₹11.25 crores), Axis Capital Ltd. ₹51.45 crores (previous year ₹51.45 crores), Axis Finance Ltd. ₹94.94 crores (previous year ₹62.60 crores)
- Interest paid: Administrator of The Specified Undertaking of the Unit Trust of India ₹73.12 crores (previous year ₹70.97 crores), Life Insurance Corporation of India ₹543.21 crores (previous year ₹530.85 crores)

- Interest received: Life Insurance Corporation of India ₹1.48 crores (previous year ₹0.37 crores), Axis Asset Management Company Ltd. Nil (previous year ₹2.29 crores), Axis Bank UK Ltd. ₹8.89 crores (previous year ₹7.94 crores), Axis Finance Ltd. ₹4.91 crores (previous year ₹1.81 crores)
- Investment of the Bank: Axis Finance Ltd. ₹100.00 crores (previous year ₹100.00 crores), A.Treds Ltd. ₹16.75 crores (Previous year not applicable)
- Investment in non-equity instruments of related party: Axis Finance Ltd. ₹347.32 crores (Previous year Nil), National Insurance Company Ltd. ₹110.00 crores (previous year Nil)
- Investment of related party in the Bank: Ms. Shikha Sharma ₹29.66 crores (previous year ₹16.08 crores), Mr. V. Srinivasan ₹12.03 crores (previous year ₹11.52 crores) , Mr. Sanjeev K. Gupta N.A. (previous year ₹11.43 crores)
- Investment of related party in bonds of the Bank: Life Insurance Corporation of India ₹1,000 crores (previous year Nil), United India Insurance Company Ltd. ₹50.00 crores (previous year Nil)
- Redemption of debt: Life Insurance Corporation of India Nil (previous year ₹50.00 crores), General Insurance Corporation ₹50.00 crores (previous year Nil), United India Insurance Company Ltd. ₹20.00 crores (previous year Nil)
- Sale of Investments: General Insurance Corporation of India ₹390.00 crores (previous year ₹195.00 crores), New India Assurance Company Ltd. ₹200.00 crores (previous year Nil), National Insurance Company Ltd. ₹50.00 crores (previous year ₹80.12 crores), United India Insurance Company Ltd. ₹55.09 crores (previous year ₹50.00 crores)
- Management Contracts: Axis Securities Ltd. ₹6.18 crores (previous year ₹5.02 crores), Axis Trustee Services Ltd. ₹3.43 crores (previous year ₹3.21 crores), Axis Finance Ltd. ₹2.99 crores (previous year ₹2.91 crores), Axis Capital Ltd. ₹3.84 crores (previous year ₹1.73 crores), Ms. Shikha Sharma ₹5.42 crores (previous year ₹5.37 crores), Mr. V. Srinivasan ₹3.36 crores (previous year ₹3.39 crores) , Mr. Sanjeev K. Gupta N.A. (previous year ₹4.41 crores)
- Contribution to employee benefit fund: Life Insurance Corporation of India ₹15.75 crores (previous year ₹15.67 crores)
- Placement of Deposit by the Bank (net): Life Insurance Corporation of India Nil (previous year ₹0.08 crores)
- Call/Term lending to related party: Axis Bank UK Ltd. ₹10.05 crores (previous year ₹66.00 crores)
- Swap/forward contracts: Axis Bank UK Ltd. ₹97.59 crores (previous year ₹48.19 crores)
- Advance granted (net): Life Insurance Corporation of India ₹0.67 crores (previous year Nil), Axis Finance Ltd. Nil (previous year ₹65.11 crores)
- Advance repaid: Axis Finance Ltd. ₹97.17 crores (previous year Nil), Axis Asset Management Company Ltd. Nil (previous year ₹44.69 crores)
- Advance to related party against rendering of services: Axis Securities Ltd. Nil (previous year ₹24.00 crores)
- Receiving of services: Oriental Insurance Company Ltd. ₹75.00 crores (previous year ₹57.88 crores) and Axis Securities Ltd. ₹583.77 crores (previous year ₹418.56 crores)
- Rendering of services: Axis Asset Management Company Ltd. ₹121.38 crores (previous year ₹63.59 crores), Axis Bank UK Ltd. ₹1.19 crores (previous year ₹0.84 crores) and Axis Capital Ltd. ₹7.43 crores (previous year ₹4.55 crores)
- Purchase of equity shares from related party: Axis Capital Ltd. Nil (previous year ₹19.02 crores)
- Refund of share capital from related party: Axis Securities Europe Ltd. ₹8.36 crores (previous year Nil) Axis Private Equity Ltd. Nil (previous year ₹13.50 crores)
- Other reimbursement from related party: Axis Securities Ltd. ₹0.47 crores (previous year ₹0.66 crores), Axis Asset Management Company Ltd. ₹3.05 crores (previous year ₹1.94 crores), Axis Bank UK Ltd. ₹0.41 crores (previous year ₹0.67 crores) and Axis Capital Ltd. ₹4.73 crores (previous year ₹4.20 crores)
- Other reimbursement to related party: Life Insurance Corporation of India ₹0.41 crores (previous year ₹0.40 crores) and Axis Bank UK Ltd. ₹0.12 crores (previous year Nil)

NOTES (CONT.)

The details of transactions of the Bank with its related parties during the year ended 31 March, 2017 are given below:

(₹ in crores)

Items/Related Party	Promoters	Key Management Personnel	Relatives of Key Management Personnel	Subsidiaries	Total
Dividend paid	354.69	0.70	-	-	355.39
Dividend received	-	-	-	183.28	183.28
Interest paid	666.31	0.14	0.16	24.90	691.51
Interest received	1.61	0.55	-	14.51	16.67
Investment of the Bank	-	-	-	116.75	116.75
Investment in non-equity instruments of related party	110.00	-	-	347.32	457.32
Investment of related party in the Bank	-	46.45	-	-	46.45
Investment of related party in Hybrid capital/Bonds of the Bank	1,050.00	-	-	-	1,050.00
Redemption of Hybrid capital/Bonds of the Bank	70.00	-	-	-	70.00
Purchase of investments	-	-	-	-	-
Sale of investments	758.78	3.52	0.11	-	762.41
Management contracts	-	11.35	-	16.91	28.26
Contribution to employee benefit fund	15.75	-	-	-	15.75
Purchase of fixed assets	-	-	-	-	-
Sale of fixed assets	-	-	-	-	-
Placement of deposits	-	-	-	-	-
Repayment of deposits	-	-	-	-	-
Non-funded commitments (issued)	0.05	-	-	31.00	31.05
Call/Term borrowing	-	-	-	-	-
Call/Term lending	-	-	-	10.05	10.05
Swaps/Forward contracts	-	-	-	97.59	97.59
Advance granted (net)	0.67	-	-	-	0.67
Advance repaid	-	0.20	-	97.18	97.38
Advance to related party against rendering of services	-	-	-	-	-
Receiving of services	100.67	-	-	610.55	711.22
Rendering of services	2.43	0.05	-	137.91	140.39
Purchase of equity shares from related party	-	-	-	-	-
Refund of Share Capital from related party	-	-	-	8.36	8.36
Other reimbursements from related party	-	-	-	10.38	10.38
Other reimbursements to related party	0.41	-	-	0.18	0.59

The balances payable to/receivable from the related parties of the Bank as on 31 March, 2017 are given below:

(₹ in crores)

Items/Related Party	Promoters	Key Management Personnel	Relatives of Key Management Personnel	Subsidiaries	Total
Borrowings from the Bank	-	-	-	-	-
Call/Term lending to related party	-	-	-	-	-
Deposits with the Bank	7,951.11	1.90	2.99	830.10	8,786.10
Placement of deposits	0.38	-	-	-	0.38
Advances	13.57	10.35	0.02	162.44	186.38
Investment of the Bank	-	-	-	1,372.26	1,372.26
Investment in non-equity instruments of related party	56.10	-	-	57.18	113.28
Investment of related party in the Bank	137.76	0.41	-	-	138.17
Non-funded commitments	3.14	-	-	-	3.14
Investment of related party in Hybrid capital/Bonds of the Bank	4,300.00	-	-	-	4,300.00
Payable under management contracts	-	0.81	-	-	0.81
Other receivables (net)	-	-	-	50.58*	50.58
Other payables (net)	-	-	-	31.24	31.24
Swap/Forward contracts	-	-	-	-	-

The maximum balances payable to/receivable from the related parties of the Bank during the year ended 31 March, 2017 are given below:

(₹ in crores)

Items/Related Party	Promoters	Key Management Personnel	Relatives of Key Management Personnel	Subsidiaries	Total
Deposits with the Bank	9,003.33	10.82	3.53	1,874.66	10,892.34
Placement of deposits	0.38	-	-	-	0.38
Advances	25.70	10.52	0.08	1,327.66	1,363.96
Investment of the Bank	-	-	-	1,391.28	1,391.28
Investment of related party in the Bank	141.89	0.41	-	-	142.30
Investment in non-equity instruments of the Bank	110.00	-	-	347.32	457.32
Non-funded commitments	3.21	-	-	31.00	34.21
Call borrowing	-	-	-	-	-
Call lending	-	-	-	67.75	67.75
Swaps/Forward contracts	-	-	-	5.09	5.09
Investment of related party in Hybrid Capital/Bonds of the Bank	4,355.00	-	-	-	4,355.00
Payable under management contracts	-	1.37	-	-	1.37
Other receivables (net)	-	-	-	71.04	71.04
Other payables (net)	-	-	-	36.73	36.73

NOTES (CONT.)

The details of transactions of the Bank with its related parties during the year ended 31 March, 2016 are given below:

(₹ in crores)

Items/Related Party	Promoters	Key Management Personnel	Relatives of Key Management Personnel	Subsidiaries	Total
Dividend paid	299.18	0.40	-	-	299.58
Dividend received	-	-	-	139.75	139.75
Interest paid	644.89	0.07	0.32	28.90	674.18
Interest received	0.38	0.03	-	12.10	12.51
Investment of the Bank	-	-	-	100.00	100.00
Investment of related party in the Bank	-	39.03	-	-	39.03
Investment of related party in Hybrid capital/Bonds of the Bank	-	-	-	-	-
Redemption of Hybrid capital/Bonds of the Bank	50.00	-	-	-	50.00
Purchase of investments	-	-	-	-	-
Sale of investments	325.12	-	-	-	325.12
Management contracts	-	13.18	-	13.13	26.31
Contribution to employee benefit fund	15.67	-	-	-	15.67
Purchase of fixed assets	-	-	-	-	-
Sale of fixed assets	-	-	-	-	-
Placement of deposits	0.08	-	-	-	0.08
Non-funded commitments (issued)	0.13	-	-	-	0.13
Call/Term borrowing	-	-	-	-	-
Call/Term lending	-	-	-	66.00	66.00
Swaps/Forward contracts	-	-	-	48.19	48.19
Advance granted (net)	1.05	-	-	65.11	66.16
Advance repaid	-	0.66	-	44.70	45.36
Purchase of loans	-	-	-	-	-
Sell down of loans (including undisbursed loan commitments)	-	-	-	-	-
Advance to related party against rendering of services	-	-	-	24.00	24.00
Receiving of services	79.24	-	-	433.70	512.94
Rendering of services	2.76	0.03	-	72.58	75.37
Purchase of equity shares from related party	-	-	-	19.02	19.02
Refund of Share Capital from related party	-	-	-	13.50	13.50
Other reimbursements from related party	-	-	-	8.48	8.48
Other reimbursements to related party	0.40	-	-	-	0.40

The balances payable to/receivable from the related parties of the Bank as on 31 March, 2016 are given below:

(₹ in crores)

Items/Related Party	Promoters	Key Management Personnel	Relatives of Key Management Personnel	Subsidiaries	Total
Borrowings from the Bank	-	-	-	-	-
Call/Term lending to related party	-	-	-	66.26	66.26
Deposits with the Bank	7,839.14	1.03	1.97	570.57	8,412.71
Placement of deposits	0.38	-	-	-	0.38
Advances	12.89	0.37	0.03	263.11	276.40
Investment of the Bank	-	-	-	1,274.53	1,274.53
Investment of related party in the Bank	141.68	0.28	-	-	141.96
Non-funded commitments	3.17	-	-	19.00	22.17
Investment of related party in Hybrid capital/Bonds of the Bank	3,320.00	-	-	-	3,320.00
Payable under management contracts	-	1.37	-	-	1.37
Other receivables (net)	-	-	-	71.04*	71.04
Other payables (net)	-	-	-	17.20	17.20
Swap/Forward contracts	-	-	-	-	-

The maximum balances payable to/receivable from the related parties of the Bank during the year ended 31 March, 2016 are given below:

(₹ in crores)

Items/Related Party	Promoters	Key Management Personnel	Relatives of Key Management Personnel	Subsidiaries	Total
Deposits with the Bank	12,103.47	9.76	10.21	731.86	12,855.30
Placement of deposits	0.41	-	-	-	0.41
Advances	19.91	0.99	0.09	416.28	437.27
Investment of the Bank	-	-	-	1,288.03	1,288.03
Investment of related party in the Bank	143.43	0.28	-	-	143.71
Non-funded commitments	3.19	-	-	73.35	76.54
Call borrowing	-	-	-	-	-
Call lending	-	-	-	68.72	68.72
Swaps/Forward contracts	-	-	-	20.88	20.88
Investment of related party in Hybrid capital/Bonds of the Bank	3,370.00	-	-	-	3,370.00
Payable under management contracts	-	1.64	-	-	1.64
Other receivables (net)	-	-	-	90.85	90.85
Other payables (net)	-	-	-	29.40	29.40

The transactions with Promoters and Key Management Personnel excluding those under management contracts are in nature of the banker-customer relationship.

Details of transactions with Axis Mutual Fund and Axis Infrastructure Fund-I, the funds floated by Axis Asset Management Company Ltd. and Axis Private Equity Ltd., the Bank's subsidiaries have not been disclosed since these entities do not qualify as Related Parties as defined under the Accounting Standard 18, Related Party Disclosure, as notified under Section 2(2) and Section 133 of the Companies Act, 2013 and as per RBI guidelines.

* Upto 31 December, 2014, the Bank had entered into an arrangement with Axis Asset Management Company Ltd. (Axis AMC), the Bank's subsidiary, in terms of which payment of brokerage in respect of distribution of certain schemes is scheduled over the period of the schemes. This arrangement, however, has no effect on the accounting policy of the Bank, as such brokerage income is recognised by the Bank as and when the same is due. Other receivables include such brokerage recoverable from Axis AMC as on the reporting date.

NOTES (CONT.)

1.2.8 Leases

Disclosure in respect of assets taken on operating lease

This comprise of office premises/ATMs, cash deposit machines, staff quarters, electronic data capturing machines and IT equipment.

(₹ in crores)

	31 March, 2017	31 March, 2016
Future lease rentals payable as at the end of the year:		
- Not later than one year	682.25	656.03
- Later than one year and not later than five years	2,110.88	2,080.29
- Later than five years	1,446.88	1,261.53
Total of minimum lease payments recognised in the Profit and Loss Account for the year	756.48	494.45
Total of future minimum sub-lease payments expected to be received under non-cancellable subleases	23.08	-
Sub-lease payments recognised in the Profit and Loss Account for the year	0.49	0.03

The Bank has sub-leased certain of its properties taken on lease.

There are no provisions relating to contingent rent.

The terms of renewal/purchase options and escalation clauses are those normally prevalent in similar agreements. There are generally no undue restrictions or onerous clauses in the agreements.

1.2.9 Other Fixed Assets (including furniture & fixtures)

The movement in fixed assets capitalised as application software is given below:

(₹ in crores)

Particulars	31 March, 2017	31 March, 2016
At cost at the beginning of the year	852.85	713.77
Additions during the year	206.75	141.87
Deductions during the year	(0.04)	(2.79)
Accumulated depreciation as at 31 March	(691.66)	(560.81)
Closing balance as at 31 March	367.90	292.04
Depreciation charge for the year	130.88	101.80

1.2.10 The major components of deferred tax assets and deferred tax liabilities arising out of timing differences are as under:

(₹ in crores)

As at	31 March, 2017	31 March, 2016
Deferred tax assets on account of provisions for loan losses	4,732.25	1,709.70
Deferred tax assets on account of amortisation of HTM investments	12.80	26.33
Deferred tax assets on account of provision for employee benefits	97.45	73.62
Deferred tax assets on account of other items	311.17	324.04
Deferred tax assets	5,153.67	2,133.69
Deferred tax liabilities on account of depreciation on fixed assets	91.48	48.21
Deferred tax liabilities on account of other items	-	126.69
Deferred tax liabilities	91.48	174.90
Net Deferred tax assets	5,062.19	1,958.79

1.2.11 Employee Benefits

Provident Fund

The rules of the Bank's Provident Fund administered by a Trust require that if the Board of Trustees are unable to pay interest at the rate declared for Employees' Provident Fund by the Government under para 60 of the Employees' Provident Fund Scheme, 1952 for the reason that the return on investment is less or for any other reason, then the deficiency shall be made good by the Bank. Based on an actuarial valuation conducted by an independent actuary, there is no deficiency as at the Balance Sheet date.

The following tables summarise the components of net benefit expenses recognised in the Profit and Loss Account and funded status and amounts recognised in the Balance Sheet for the Provident Fund benefit plan.

Profit and Loss Account

Net employee benefit expenses (recognised in payments to and provisions for employees)

	(₹ in crores)	
	31 March, 2017	31 March, 2016
Current Service Cost	76.80	65.55
Interest on Defined Benefit Obligation	115.68	99.45
Expected Return on Plan Assets	(135.93)	(117.69)
Net Actuarial Losses/(Gains) recognised in the year	20.25	18.25
Total included in "Employee Benefit Expense" [Schedule 16(I)]	76.80	65.56
Actual Return on Plan Assets	136.51	99.04

Balance Sheet

Details of provision for provident fund

	(₹ in crores)	
	31 March, 2017	31 March, 2016
Fair Value of Plan Assets	1,687.15	1,437.90
Present Value of Funded Obligations	(1,687.15)	(1,437.90)
Net Asset	-	-
Amounts in Balance Sheet		
Liabilities	-	-
Assets	-	-
Net Asset (included under Schedule 11 – Other Assets)	-	-

Changes in the present value of the defined benefit obligation are as follows:

	(₹ in crores)	
	31 March, 2017	31 March, 2016
Change in Defined Benefit Obligation		
Opening Defined Benefit Obligation	1,437.90	1,240.83
Current Service Cost	76.80	65.55
Interest Cost	115.68	99.45
Actuarial Losses/(Gains)	20.83	12.08
Employees Contribution	181.16	160.81
Liability transferred from/to other companies	(22.88)	(11.96)
Benefits Paid	(122.34)	(128.86)
Closing Defined Benefit Obligation	1,687.15	1,437.90

NOTES (CONT.)

Changes in the fair value of plan assets are as follows:

	(₹ in crores)	
	31 March, 2017	31 March, 2016
Change in the Fair Value of Assets		
Opening Fair Value of Plan Assets	1,437.90	1,240.83
Expected Return on Plan Assets	135.93	117.69
Actuarial Gains/(Losses)	0.58	(6.16)
Employer contribution during the period	76.80	65.55
Employee contribution during the period	181.16	160.81
Assets transferred from/to other companies	(22.88)	(11.96)
Benefits Paid	(122.34)	(128.86)
Closing Fair Value of Plan Assets	1,687.15	1,437.90

Experience adjustments*

	(₹ in crores)			
	31 March, 2017	31 March, 2016	31 March, 2015	31 March, 2014
Defined Benefit Obligations	1,687.15	1,437.90	1,240.83	1,013.25
Plan Assets	1,687.15	1,437.90	1,240.83	1,013.25
Surplus/(Deficit)	-	-	-	-
Experience Adjustments on Plan Liabilities	20.83	12.08	(1.78)	53.03
Experience Adjustments on Plan Assets	0.58	(6.16)	(3.99)	41.42

* information provided to the extent available with the Bank

Major categories of plan assets (managed by Insurers) as a percentage of fair value of total plan assets

	31 March, 2017	31 March, 2016
	%	%
Government securities	53.74	53.04
Bonds, debentures and other fixed income instruments	31.81	30.74
Equity shares	1.66	-
Others	12.79	16.22

	31 March, 2017	31 March, 2016
Discount rate for the term of the obligation	7.40%	7.95%
Average historic yield on the investment portfolio	9.11%	9.01%
Discount rate for the remaining term to maturity of the investment portfolio	6.93%	7.94%
Expected investment return	9.58%	9.02%
Guaranteed rate of return	8.65%	8.75%

The contribution to the employee's provident fund (including Employee Pension Scheme) amounted to ₹133.67 crores (previous year ₹115.39 crores) for the year.

Superannuation

The Bank contributed ₹15.33 crores (previous year ₹15.27 crores) to the employees' superannuation plan for the year.

Leave Encashment

The actuarial liability of compensated absences of accumulated privileged leave of the employees of the Bank is given below:

	(₹ in crores)	
	31 March, 2017	31 March, 2016
Actuarial Liability – Privilege Leave	247.46	209.10
Total Expense included in Schedule 16(I)	79.87	34.49
Assumptions		
Discount rate	7.40% p.a.	7.95% p.a.
Salary escalation rate	7.00% p.a.	7.00% p.a.

Gratuity

The following tables summarise the components of net benefit expenses recognised in the Profit and Loss Account and funded status and amounts recognised in the Balance Sheet for the Gratuity benefit plan.

Profit and Loss Account

Net employee benefit expenses (recognised in payments to and provisions for employees)

	(₹ in crores)	
	31 March, 2017	31 March, 2016
Current Service Cost	32.54	30.08
Interest on Defined Benefit Obligation	20.15	17.94
Expected Return on Plan Assets	(18.07)	(15.70)
Net Actuarial Losses/(Gains) recognised in the year	25.32	9.20
Past Service Cost	-	-
Total included in "Employee Benefit Expense" [Schedule 16(I)]	59.94	41.52
Actual Return on Plan Assets	16.44	10.34

Balance Sheet

Details of provision for gratuity

	(₹ in crores)	
	31 March, 2017	31 March, 2016
Fair Value of Plan Assets	279.65	232.56
Present Value of Funded Obligations	(284.83)	(232.55)
Net Asset	(5.18)	0.01
Amounts in Balance Sheet		
Liabilities	5.18	-
Assets	-	0.01
Net Asset (included under Schedule 11 – Other Assets)	(5.18)	0.01

NOTES (CONT.)

Changes in the present value of the defined benefit obligation are as follows:

	(₹ in crores)	
	31 March, 2017	31 March, 2016
Change in Defined Benefit Obligation		
Opening Defined Benefit Obligation	232.55	206.96
Current Service Cost	32.54	30.08
Interest Cost	20.15	17.94
Actuarial Losses/(Gains)	23.68	3.84
Past service cost	-	-
Benefits Paid	(24.09)	(26.27)
Closing Defined Benefit Obligation	284.83	232.55

Changes in the fair value of plan assets are as follows:

	(₹ in crores)	
	31 March, 2017	31 March, 2016
Change in the Fair Value of Assets		
Opening Fair Value of Plan Assets	232.56	209.49
Expected Return on Plan Assets	18.07	15.70
Actuarial Gains/(Losses)	(1.64)	(5.36)
Contributions by Employer	54.75	39.00
Benefits Paid	(24.09)	(26.27)
Closing Fair Value of Plan Assets	279.65	232.56

Experience adjustments

	(₹ in crores)				
	31 March, 2017	31 March, 2016	31 March, 2015	31 March, 2014	31 March, 2013
Defined Benefit Obligations	284.83	232.55	206.96	157.72	137.60
Plan Assets	279.65	232.56	209.49	163.35	146.22
Surplus/(Deficit)	(5.18)	0.01	2.53	5.63	8.62
Experience Adjustments on Plan Liabilities	6.64	2.78	1.06	7.67	4.58
Experience Adjustments on Plan Assets	(1.64)	(5.36)	1.27	2.33	2.07

Major categories of plan assets (managed by Insurers) as a percentage of fair value of total plan assets

	31 March, 2017 %	31 March, 2016 %
Government securities	37.30	49.15
Bonds, debentures and other fixed income instruments	47.98	39.34
Money market instruments	8.66	5.69
Equity shares	3.52	2.62
Others	2.54	3.20

Principal actuarial assumptions at the Balance Sheet date:

	31 March, 2017	31 March, 2016
Discount Rate	7.40% p.a.	7.95% p.a.
Expected Rate of Return on Plan Assets	7.50% p.a.	7.50% p.a.
Salary Escalation Rate	7.00% p.a.	7.00% p.a.
Employee Turnover		
- 21 to 30 (age in years)	20.00%	19.00%
- 31 to 44 (age in years)	10.00%	8.00%
- 45 to 59 (age in years)	5.00%	4.00%

The estimates of future salary increases considered in actuarial valuation take account of inflation, seniority, promotion and other relevant factors.

The expected rate of return on plan assets is based on the average long-term rate of return expected on investments of the Fund during the estimated term of the obligations.

As the contribution expected to be paid to the plan during the annual period beginning after the balance sheet date is based on various internal/external factors, a best estimate of the contribution is not determinable.

The above information is as certified by the actuary and relied upon by the auditors.

1.2.12 Provisions and contingencies

- a) Movement in provision for frauds included under other liabilities is set out below:

	31 March, 2017	31 March, 2016
Opening balance at the beginning of the year	39.82	24.80
Additions during the year	23.47	15.78
Reductions on account of payments during the year	-	-
Reductions on account of reversals during the year	(3.89)	(0.76)
Closing balance at the end of the year	59.40	39.82

- b) Other liabilities include provision for reward points made on actuarial basis, the movement of which is set out below:

	31 March, 2017	31 March, 2016
Opening provision at the beginning of the year	127.38	83.19
Provision made during the year	32.17	62.14
Reductions during the year	(49.10)	(17.95)
Closing provision at the end of the year	110.45	127.38

- c) Movement in provision for other contingencies is set out below:

	31 March, 2017	31 March, 2016
Opening provision at the beginning of the year	539.09	1,058.68
Provision made during the year	1,036.59	1,342.21
Reductions during the year	(980.06)	(1,861.80)
Closing provision at the end of the year	595.62	539.09

The above provision includes contingent provision for advances/other exposures, legal cases and other contingencies.

NOTES (CONT.)

1.2.13 Small and Micro Industries

Under the Micro, Small and Medium Enterprises Development Act, 2006 which came into force from 2 October, 2006, certain disclosures are required to be made relating to Micro, Small and Medium enterprises. There have been no reported cases of delays in payments to micro and small enterprises or of interest payments due to delays in such payments. The above is based on the information available with the Bank which has been relied upon by the auditors.

1.2.14 Corporate Social Responsibility (CSR)

- a) Amount required to be spent by the Bank on CSR during the year ₹196.46 crores (previous year ₹163.03 crores).
- b) Amount spent towards CSR during the year and recognized as expense in the statement of profit and loss on CSR related activities is ₹135.39 crores (previous year ₹137.41 crores), which comprise of following -

(₹ in crores)

	31 March, 2017			31 March, 2016		
	In cash	Yet to be paid in cash (i.e. provision)	Total	In cash	Yet to be paid in cash (i.e. provision)	Total
Construction/ acquisition of any asset	2.80	10.40	13.20	8.06	14.97	23.03
On purpose other than above	106.78	15.41	122.19	97.04	17.34	114.38

1.2.15 Description of contingent liabilities

- a) Claims against the Bank not acknowledged as debts

These represent claims filed against the Bank in the normal course of business relating to various legal cases currently in progress. These also include demands raised by income tax authorities and disputed by the Bank. Apart from claims assessed as possible, the Bank holds provision of ₹26.23 crores as on 31 March 2017 (previous year ₹25.67 crores) towards claims assessed as probable.

- b) Liability on account of forward exchange and derivative contracts

The Bank enters into foreign exchange contracts, currency options/swaps, interest rate/currency futures and forward rate agreements on its own account and for customers. Forward exchange contracts are commitments to buy or sell foreign currency at a future date at the contracted rate. Currency swaps are commitments to exchange cash flows by way of interest/principal in two currencies, based on ruling spot rates. Interest rate swaps are commitments to exchange fixed and floating interest rate cash flows. Interest rate futures are standardised, exchange-traded contracts that represent a pledge to undertake a certain interest rate transaction at a specified price, on a specified future date. Forward rate agreements are agreements to pay or receive a certain sum based on a differential interest rate on a notional amount for an agreed period. A foreign currency option is an agreement between two parties in which one grants to the other the right to buy or sell a specified amount of currency at a specific price within a specified time period or at a specified future time. An Exchange Traded Currency Option contract is a standardised foreign exchange derivative contract, which gives the owner the right, but not the obligation, to exchange money denominated in one currency into another currency at a pre-agreed exchange rate on a specified date on the date of expiry. Currency Futures contract is a standardised, exchange-traded contract, to buy or sell a certain underlying currency at a certain date in the future, at a specified price.

- c) Guarantees given on behalf of constituents

As a part of its banking activities, the Bank issues guarantees on behalf of its customers to enhance their credit standing. Guarantees represent irrevocable assurances that the Bank will make payments in the event of the customer failing to fulfill its financial or performance obligations.

d) Acceptances, endorsements and other obligations

These include documentary credit issued by the Bank on behalf of its customers and bills drawn by the Bank's customers that are accepted or endorsed by the Bank.

e) Other items

Other items represent outstanding amount of bills rediscounted by the Bank, estimated amount of contracts remaining to be executed on capital account, notional principal on account of outstanding Tom/Spot foreign exchange contracts, commitments towards underwriting and investment in equity through bids under Initial Public Offering (IPO) of corporates as at the year end, demands raised by statutory authorities (other than income tax) and disputed by the Bank and amount transferred to Depositor Education and Awareness Fund (DEAF).

The Bank has a process whereby periodically all long term contracts (including derivative contracts) are assessed for material foreseeable losses. At the year end, the Bank has reviewed and recorded adequate provision as required under any law/accounting standards for material foreseeable losses on such long term contracts (including derivative contracts) in the books of account and disclosed the same under the relevant notes in the financial statements, where applicable.

1.2.16 Disclosure on Specified Bank Notes (SBNs)

As advised by RBI, the disclosure on SBNs as required in accordance with notification of Ministry of Corporate Affairs dated 30 March, 2017 is not applicable to banks. Accordingly, the same has not been disclosed.

1.2.17 Previous year figures have been regrouped and reclassified, where necessary to conform to current year's presentation.

For Axis Bank Ltd.

Sanjiv Misra
Chairman

Samir K. Barua
Director

S. Vishvanathan
Director

Rakesh Makhija
Director

Shikha Sharma
Managing Director & CEO

Date : 26 April, 2017
Place: Mumbai

Girish V. Koliyote
Company Secretary

Jairam Sridharan
Chief Financial Officer

V. Srinivasan
Deputy Managing Director

INDEPENDENT AUDITOR'S REPORT

To the Members of Axis Bank Limited

Report on the Consolidated Financial Statements

We have audited the accompanying consolidated financial statements of Axis Bank Limited (hereinafter referred to as "the Bank"), its subsidiaries (the Holding Company and its subsidiaries together referred to as "the Group"), comprising of the consolidated Balance Sheet as at 31 March, 2017, the consolidated Profit and Loss Account and consolidated Cash Flow Statement for the year then ended, and a summary of significant accounting policies and other explanatory information (hereinafter referred to as "the consolidated financial statements").

Management's Responsibility for the Consolidated Financial Statements

The Bank's Board of Directors is responsible for the preparation of these consolidated financial statements in terms of the requirement of the Companies Act, 2013 ("the Act") that give a true and fair view of the consolidated financial position, consolidated financial performance and consolidated cash flows of the Group in accordance with accounting principles generally accepted in India, including the Accounting Standards specified under Section 133 of the Act, read with Rule 7 of the Companies (Accounts) Rules, 2014, the Companies (Accounting Standards) Amendment Rules, 2016, the provisions of Section 29 of the Banking Regulation Act, 1949 and the circulars, guidelines and directions issued by the Reserve Bank of India ('RBI') from time to time. The respective Board of Directors of the companies included in the Group are responsible for maintenance of adequate accounting records in accordance with the provisions of the Act for safeguarding of the assets of the Group and for preventing and detecting frauds and other irregularities; the selection and application of appropriate accounting policies; making judgments and estimates that are reasonable and prudent; and the design, implementation and maintenance of adequate internal financial controls, that were operating effectively for ensuring the accuracy and completeness of the accounting records, relevant to the preparation and presentation of the financial statements that give a true and fair view and are free from material misstatement, whether due to fraud or error, which have been used for the purpose of preparation of the consolidated financial statements by the Directors of the Bank, as aforesaid.

Auditor's Responsibility

Our responsibility is to express an opinion on these consolidated financial statements based on our audit. While conducting the audit, we have taken into account the provisions of the Act, the accounting and auditing standards and matters which are required to be included in the audit report under the provisions of the Act and the Rules made thereunder. We conducted our audit in accordance with the Standards on Auditing, issued by the Institute of Chartered Accountants of India, as specified under Section 143(10) of the Act. Those Standards require that we comply with ethical requirements and plan and perform the audit to obtain reasonable assurance about whether the financial statements are free from material misstatement.

An audit involves performing procedures to obtain audit evidence about the amounts and disclosures in the consolidated financial statements. The procedures selected depend on the auditor's judgment, including the assessment of the risks of material misstatement of the consolidated financial statements, whether due to fraud or error. In making those risk assessments, the auditor considers internal financial control relevant to the Bank's preparation of the consolidated financial statements that give a true and fair view in order to design audit procedures that are appropriate in the circumstances. An audit also includes evaluating the appropriateness of accounting policies used and the reasonableness of the accounting estimates made by the Bank's Board of Directors, as well as evaluating the overall presentation of the consolidated financial statements. We believe that the audit evidence obtained by us and the audit evidence obtained by the other auditors in terms of their reports referred to in paragraph (a) of the Other Matters paragraph below, is sufficient and appropriate to provide a basis for our audit opinion on the consolidated financial statements.

Opinion

In our opinion and to the best of our information and according to the explanations given to us, the aforesaid consolidated financial statements give the information required by the Act in the manner so required and give a true and fair view in conformity with the accounting principles generally accepted in India of the consolidated state of affairs of the Group, as at 31 March, 2017, their consolidated profit and their consolidated cash flows for the year ended on that date.

Report on Other Legal and Regulatory Requirements

As required by section 143 (3) of the Act, we report, to the extent applicable, that:

- (a) The other auditors whose reports we have relied upon have sought and obtained all the information and explanations which to the best of our knowledge and belief were necessary for the purpose of our audit of the aforesaid consolidated financial statements;
- (b) In our opinion proper books of account as required by law relating to preparation of the aforesaid consolidation of the financial statements have been kept so far as it appears from our examination of those books and reports of the other auditors;
- (c) The consolidated Balance Sheet, consolidated Statement of Profit and Loss, and consolidated Cash Flow Statement dealt with by this Report are in agreement with the books of account maintained for the purpose of preparation of the consolidated financial statements;
- (d) In our opinion, the aforesaid consolidated financial statements comply with the Accounting Standards specified under section 133 of the Act, read with Rule 7 of the Companies (Accounts) Rules, 2014 and Companies (Accounting Standards) Amendment Rules, 2016;
- (e) On the basis of the written representations received from the directors of the Bank as on 31 March, 2017 taken on record by the Board of Directors of the Bank and the reports of the statutory auditors who are appointed under Section 139 of the Act, of its subsidiary companies incorporated in India, none of the directors of the Group's companies, incorporated in India is disqualified as on March 31, 2017 from being appointed as a director in terms of Section 164 (2) of the Act;
- (f) With respect to the adequacy and the operating effectiveness of the internal financial controls over financial reporting of the Bank and its subsidiary companies incorporated in India, refer to our separate report in "Annexure 1" to this report;
- (g) With respect to the other matters to be included in the Auditor's Report in accordance with Rule 11 of the Companies (Audit and Auditors) Rules, 2014 as amended, in our opinion and to the best of our information and according to the explanations given to us:
 - i. The consolidated financial statements disclose the impact of pending litigations on its consolidated financial position of the Group— Refer Schedule 12.1 and Note 18.1.1.14 (a) to the consolidated financial statements;
 - ii. Provision has been made in the consolidated financial statements, as required under the applicable law or accounting standards, for material foreseeable losses, if any, on long-term contracts including derivative contracts – Refer Note 18.1.1.14 (b) to the consolidated financial statements in respect of such items as it relates to the Group;
 - iii. There has been no delay in transferring amounts, required to be transferred, to the Investor Education and Protection Fund by the Bank, its subsidiaries, incorporated in India during the year ended 31 March, 2017;
 - iv. As per books of accounts of the Bank and represented by the management, the disclosure requirement as envisaged in Notification G.S.R 308(E) dated 30 March, 2017 is not applicable to the Bank - Refer Note 18.1.1.15 to the consolidated financial statements.

Other Matter

The accompanying consolidated financial statements include total assets of ₹5,717 crores as at 31 March, 2017, and total revenues and net cash inflows of ₹743 crores and ₹42 crores respectively for the year ended on that date, in respect of subsidiaries, which have been audited by other auditors, which financial statements, other financial information and auditor's reports have been furnished to us by the management. Our opinion, in so far as it relates amounts and disclosures included in respect of these subsidiaries, and our report in terms of sub-sections (3) of Section 143 of the Act in so far as it relates to the aforesaid subsidiaries, is based solely on the reports of such other auditors.

Our opinion above on the consolidated financial statements, and our report on Other Legal and Regulatory Requirements above, is not modified in respect of the above matters with respect to our reliance on the work done and the reports of the other auditors and the financial statements and other financial information certified by the Management.

For S.R. Batliboi & CO. LLP

Chartered Accountants

ICAI Firm Registration Number: 301003E/E300005

per Viren H. Mehta

Partner

Membership Number: 048749

Place of Signature: Mumbai

Date: 26 April, 2017

INDEPENDENT AUDITOR'S REPORT (CONT.)

ANNEXURE TO THE INDEPENDENT AUDITOR'S REPORT OF EVEN DATE ON THE CONSOLIDATED FINANCIAL STATEMENTS OF AXIS BANK LIMITED

Report on the Internal Financial Controls under Clause (i) of Sub-section 3 of Section 143 of the Companies Act, 2013 ("the Act")

To the Members of Axis Bank Limited

In conjunction with our audit of the consolidated financial statements of Axis Bank Limited as of and for the year ended 31 March, 2017, we have audited the internal financial controls over financial reporting of Axis Bank Limited (hereinafter referred to as the "Bank") and its subsidiary companies, which are companies incorporated in India, as of that date.

Management's Responsibility for Internal Financial Controls

The respective Board of Directors of the Bank, its subsidiary companies which are companies incorporated in India, are responsible for establishing and maintaining internal financial controls based on the internal control over financial reporting criteria established by the Bank considering the essential components of internal control stated in the Guidance Note on Audit of Internal Financial Controls Over Financial Reporting issued by the Institute of Chartered Accountants of India (the "Guidance Note"). These responsibilities include the design, implementation and maintenance of adequate internal financial controls that were operating effectively for ensuring the orderly and efficient conduct of its business, including adherence to the respective company's policies, the safeguarding of its assets, the prevention and detection of frauds and errors, the accuracy and completeness of the accounting records, and the timely preparation of reliable financial information, as required under the Act, in so far as they apply to the Bank and Guideline issued by the Reserve Bank of India.

Auditor's Responsibility

Our responsibility is to express an opinion on the Bank's internal financial controls over financial reporting based on our audit. We conducted our audit in accordance with the Guidance Note on Audit of Internal Financial Controls Over Financial Reporting issued by the Institute of Chartered Accountants of India (the "Guidance Note") and the Standards on Auditing, both, issued by Institute of Chartered Accountants of India, and deemed to be prescribed under section 143(10) of the Act, to the extent applicable to an audit of internal financial controls. Those Standards and the Guidance Note require that we comply with ethical requirements and plan and perform the audit to obtain reasonable assurance about whether adequate internal financial controls over financial reporting was established and maintained and if such controls operated effectively in all material respects.

Our audit involves performing procedures to obtain audit evidence about the adequacy of the internal financial controls system over financial reporting and their operating effectiveness. Our audit of internal financial controls over financial reporting included obtaining an understanding of internal financial controls over financial reporting, assessing the risk that a material weakness exists, and testing and evaluating the design and operating effectiveness of internal control based on the assessed risk. The procedures selected depend on the auditor's judgement, including the assessment of the risks of material misstatement of the financial statements, whether due to fraud or error.

We believe that the audit evidence we have obtained and the audit evidence obtained by the other auditors in terms of their reports referred to in the Other Matters paragraph below, is sufficient and appropriate to provide a basis for our audit opinion on the internal financial controls system over financial reporting.

Meaning of Internal Financial Controls Over Financial Reporting

A company's internal financial control over financial reporting is a process designed to provide reasonable assurance regarding the reliability of financial reporting and the preparation of financial statements for external purposes in accordance with generally accepted accounting principles. A company's internal financial control over financial reporting includes those policies and procedures that (1) pertain to the maintenance of records that, in reasonable detail, accurately and fairly reflect the transactions and dispositions of the assets of the company; (2) provide reasonable assurance that transactions are recorded as necessary to permit preparation of financial statements in accordance with generally accepted accounting principles, and that receipts and expenditures of the company are being made only in accordance with authorisations of management and directors of the company; and (3) provide reasonable assurance regarding prevention or timely detection of unauthorised acquisition, use, or disposition of the company's assets that could have a material effect on the financial statements.

Inherent Limitations of Internal Financial Controls Over Financial Reporting

Because of the inherent limitations of internal financial controls over financial reporting, including the possibility of collusion or improper management override of controls, material misstatements due to error or fraud may occur and not be detected. Also, projections of any evaluation of the internal financial controls over financial reporting to future periods are subject to the risk that the internal financial control over financial reporting may become inadequate because of changes in conditions, or that the degree of compliance with the policies or procedures may deteriorate.

Opinion

In our opinion, the Bank and its subsidiaries, has maintained in all material respects, an adequate internal financial controls system over financial reporting and such internal financial controls over financial reporting were operating effectively as at 31 March, 2017, based on the internal control over financial reporting criteria established by the Bank considering the essential components of internal control stated in the Guidance Note.

Other Matters

Our report under Section 143(3)(i) of the Act on the adequacy and operating effectiveness of the internal financial controls over financial reporting of the Bank, insofar as it relates to a subsidiary company which is incorporated in India, is based on the corresponding report of the auditor of such subsidiary incorporated in India.

For S.R. Batliboi & CO. LLP

Chartered Accountants

ICAI Firm Registration Number: 301003E/E300005

per Viren H. Mehta

Partner

Membership Number: 048749

Place of Signature: Mumbai

Date: 26 April, 2017

CONSOLIDATED BALANCE SHEET

as at 31 March, 2017

(₹ in Thousands)

	Schedule No.	As at 31-03-2017	As at 31-03-2016
Capital And Liabilities			
Capital	1	4,790,072	4,765,664
Reserves & Surplus	2	559,013,433	530,821,913
Minority Interest	2A	613,066	390,546
Deposits	3	4,149,826,752	3,583,021,932
Borrowings	4	1,124,547,615	1,138,477,320
Other Liabilities and Provisions	5	275,829,172	206,388,758
Total		6,114,620,110	5,463,866,133
Assets			
Cash and Balances with Reserve Bank of India	6	308,579,478	223,611,562
Balances with Banks and Money at Call and Short Notice	7	201,081,701	113,416,529
Investments	8	1,290,183,496	1,313,986,431
Advances	9	3,810,802,630	3,446,633,156
Fixed Assets	10	38,102,336	35,737,637
Other Assets	11	465,870,469	330,480,818
Total		6,114,620,110	5,463,866,133
Contingent Liabilities	12	6,731,363,457	6,188,115,431
Bills for Collection		810,553,648	512,794,653
Significant Accounting Policies and Notes to Accounts	17 & 18		
Schedules referred to above form an integral part of the Consolidated Balance Sheet			

In terms of our report attached.

For Axis Bank Ltd.

For S. R. Batliboi & Co. LLP
Chartered Accountants

Sanjiv Misra
Chairman

Viren H. Mehta
Partner

Samir K. Barua
Director

S. Vishvanathan
Director

Rakesh Makhija
Director

Shikha Sharma
Managing Director & CEO

Date : 26 April, 2017
Place: Mumbai

Girish V. Koliyote
Company Secretary

Jairam Sridharan
Chief Financial Officer

V. Srinivasan
Deputy Managing Director

CONSOLIDATED PROFIT & LOSS ACCOUNT

for the year ended 31 March, 2017

(₹ in Thousands)

	Schedule No.	Year ended 31-03-2017	Year ended 31-03-2016
I Income			
Interest earned	13	451,750,929	414,092,495
Other income	14	124,216,034	99,549,760
Total		575,966,963	513,642,255
II Expenditure			
Interest expended	15	267,893,474	243,442,343
Operating expenses	16	127,256,277	106,113,710
Provisions and contingencies	18 (1.1.1)	141,146,907	80,510,360
Total		536,296,658	430,066,413
III Net Profit For The Year		39,670,305	83,575,842
Minority interest		(140,020)	(79,185)
Share in Profit/(Loss) of Associate		-	-
IV Consolidated Net Profit Attributable To Group		39,530,285	83,496,657
Balance In Profit & Loss Account brought forward from previous year		240,026,960	177,897,402
V Amount Available for Appropriation		279,557,245	261,394,059
VI Appropriations:			
Transfer to Statutory Reserve		9,198,198	20,559,157
Transfer to Reserve Fund u/s 45 IC of RBI Act, 1934		330,600	221,600
Transfer to/(from) Investment Reserve		(871,671)	(418,074)
Transfer to Capital Reserve		7,555,740	620,406
Transfer to General Reserve		68,737	54,011
Transfer to/(from) Reserve Fund		17,522	17,409
Dividend paid (includes tax on dividend)	18 (1.1.6)	14,442,570	312,590
Balance in Profit & Loss Account carried forward		248,815,549	240,026,960
Total		279,557,245	261,394,059
VII Earnings Per Equity Share	18 (1.1.4)		
(Face value ₹2/- per share) (Rupees)			
Basic		16.54	35.12
Diluted		16.48	34.93
Significant Accounting Policies and Notes to Accounts	17 & 18		
Schedules referred to above form an integral part of the Consolidated Profit and Loss Account			

In terms of our report attached.

For Axis Bank Ltd.

For S. R. Batliboi & Co. LLP
Chartered Accountants

Sanjiv Misra
Chairman

Viren H. Mehta
Partner

Samir K. Barua
Director

S. Vishvanathan
Director

Rakesh Makhija
Director

Shikha Sharma
Managing Director & CEO

Date : 26 April, 2017
Place : Mumbai

Girish V. Koliyote
Company Secretary

Jairam Sridharan
Chief Financial Officer

V. Srinivasan
Deputy Managing Director

CONSOLIDATED CASH FLOW STATEMENT

for the year ended 31 March, 2017

(₹ in Thousands)

	Year ended 31-03-2017	Year ended 31-03-2016
Cash flow from operating activities		
Net profit before taxes	59,398,037	126,820,480
Adjustments for:		
Depreciation on fixed assets	5,266,715	4,613,903
Depreciation on investments	2,441,831	841,094
Amortisation of premium on Held to Maturity investments	1,401,509	783,691
Provision for Non Performing Assets (including bad debts)	111,570,646	38,004,587
Provision on standard assets	3,643,427	3,956,954
Provision for wealth tax	-	(477)
(Profit)/Loss on sale of fixed assets (net)	38,846	(60,574)
Provision for country risk	199,434	-
Provision for restructured assets/strategic debt restructuring	2,905,233	(617,811)
Provision on unhedged foreign currency exposure	(138,800)	16,200
Provision for other contingencies	657,383	(5,014,010)
	187,384,261	169,344,037
Adjustments for:		
(Increase)/Decrease in investments	126,928,387	(176,129,028)
(Increase)/Decrease in advances	(465,397,348)	(638,336,336)
Increase /(Decrease) in deposits	566,804,821	360,580,232
(Increase)/Decrease in other assets	(102,041,288)	(40,502,240)
Increase/(Decrease) in other liabilities & provisions	61,623,469	25,498,152
Direct taxes paid	(53,216,114)	(45,401,573)
Net cash flow from operating activities	322,086,188	(344,946,756)
Cash flow from investing activities		
Purchase of fixed assets	(7,737,105)	(14,944,047)
(Increase)/Decrease in Held to Maturity investments	(116,759,648)	107,004,252
Proceeds from sale of fixed assets	65,195	192,654
Net cash used in investing activities	(124,431,558)	92,252,859

CONSOLIDATED CASH FLOW STATEMENT (CONT.)

(₹ in Thousands)

	Year ended 31-03-2017	Year ended 31-03-2016
Cash flow from financing activities		
Proceeds from issue of subordinated debt, perpetual debt & upper Tier II instruments (net of repayment)	55,458,748	12,264,056
Increase/(Decrease) in borrowings (excluding subordinated debt, perpetual debt & upper Tier II instruments)	(69,388,454)	222,918,228
Proceeds from issue of share capital	24,409	24,620
Proceeds from share premium (net of share issue expenses)	3,256,270	3,028,823
Payment of dividend	(14,442,570)	(13,368,029)
Increase in minority interest	222,520	79,185
Net cash generated from financing activities	(24,869,077)	224,946,883
Effect of exchange fluctuation translation reserve	(152,465)	(145,879)
Net increase in cash and cash equivalents	172,633,088	(27,892,894)
Cash and cash equivalents at the beginning of the year	337,028,091	364,920,985
Cash and cash equivalents at the end of the year	509,661,179	337,028,091
Notes to the Cash Flow Statement:		
1. Cash and cash equivalents includes the following		
Cash and Balances with Reserve Bank of India (Refer Schedule 6)	308,579,478	223,611,562
Balances with Banks and Money at Call and Short Notice (Refer Schedule 7)	201,081,701	113,416,529
Cash and cash equivalents at the end of the year	509,661,179	337,028,091

In terms of our report attached.

For Axis Bank Ltd.

For S. R. Batliboi & Co. LLP
Chartered Accountants

Sanjiv Misra
Chairman

Viren H. Mehta
Partner

Samir K. Barua
Director

S. Vishvanathan
Director

Rakesh Makhija
Director

Shikha Sharma
Managing Director & CEO

Date : 26 April, 2017
Place : Mumbai

Girish V. Koliyote
Company Secretary

Jairam Sridharan
Chief Financial Officer

V. Srinivasan
Deputy Managing Director

SCHEDULES

forming part of the Consolidated Balance Sheet as at 31 March, 2017

Schedule 1 - Capital

(₹ in Thousands)

	As at 31-03-2017	As at 31-03-2016
Authorised Capital		
4,250,000,000 (Previous year - 4,250,000,000) Equity Shares of ₹2/- each	8,500,000	8,500,000
Issued, Subscribed and Paid-up capital		
2,395,036,109 (Previous year - 2,382,831,826) Equity Shares of ₹2/- each fully paid-up	4,790,072	4,765,664

Schedule 2 - Reserves and Surplus

(₹ in Thousands)

	As at 31-03-2017	As at 31-03-2016
I. Statutory Reserve		
Opening Balance	105,872,325	85,313,168
Additions during the year	9,198,198	20,559,157
	115,070,523	105,872,325
II. Share Premium Account		
Opening Balance	166,871,859	163,843,036
Additions during the year	3,256,270	3,028,823
Less: Share issue expenses	-	-
	170,128,129	166,871,859
III. Investment Reserve Account		
Opening Balance	871,671	1,289,745
Additions/(Deductions) during the year (net)	(871,671)	(418,074)
	-	871,671
IV. General Reserve		
Opening Balance	3,794,837	3,740,826
Additions during the year	68,737	54,011
	3,863,574	3,794,837
V. Capital Reserve		
Opening Balance	11,100,655	10,480,249
Additions during the year	7,555,740	620,406
	18,656,395	11,100,655
VI. Foreign Currency Translation Reserve [Refer Schedule 17 (5.5)]		
Opening Balance	1,716,212	1,862,091
Additions during the year	-	-
Deductions during the year	(152,465)	(145,879)
	1,563,747	1,716,212
VII. Reserve Fund		
Opening Balance	41,294	23,885
Additions/(Deductions) during the year (net)	17,522	17,409
	58,816	41,294
VIII. Reserve Fund u/s 45 IC of RBI Act, 1934		
Opening Balance	526,100	304,500
Additions during the year	330,600	221,600
	856,700	526,100
IX. Balance in Profit & Loss Account	248,815,549	240,026,960
Total	559,013,433	530,821,913

Schedule 2A - Minority Interest

(₹ in Thousands)

	As at 31-03-2017	As at 31-03-2016
I. Minority Interest		
Opening Balance	390,546	311,361
Increase/(Decrease) during the year	222,520	79,185
Closing Minority Interest	613,066	390,546

Schedule 3 - Deposits

(₹ in Thousands)

	As at 31-03-2017	As at 31-03-2016
A. I. Demand Deposits		
(i) From banks	47,922,195	46,692,546
(ii) From others	817,318,279	588,518,516
II. Savings Bank Deposits	1,260,484,706	1,057,934,225
III. Term Deposits		
(i) From banks	112,242,565	74,025,125
(ii) From others	1,911,859,007	1,815,851,520
Total	4,149,826,752	3,583,021,932
B. I. Deposits of branches in India	4,100,578,180	3,527,724,347
II. Deposits of branches/subsidiaries outside India	49,248,572	55,297,585
Total	4,149,826,752	3,583,021,932

Schedule 4 - Borrowings

(₹ in Thousands)

	As at 31-03-2017	As at 31-03-2016
I. Borrowings in India		
(i) Reserve Bank of India	-	93,540,000
(ii) Other banks #	39,285,727	22,837,989
(iii) Other institutions & agencies **	513,644,605	381,164,809
II. Borrowings outside India §	571,617,283	640,934,522
Total	1,124,547,615	1,138,477,320
Secured borrowings included in I & II above	30,134,771	111,063,923

Borrowings from other banks include Subordinated Debt of ₹35.00 crores (previous year ₹90.10 crores) in the nature of Non-Convertible Debentures, Perpetual Debt of Nil (previous year ₹25.00 crores) and Upper Tier II instruments of Nil (previous year ₹49.10 crores) [Also refer Notes 18 (1.1.2)]

** Borrowings from other institutions & agencies include Subordinated Debt of ₹16,170.00 crores (previous year ₹12,240.70 crores) in the nature of Non-Convertible Debentures, Perpetual Debt of ₹3,500.00 crores (previous year ₹189.00 crores) and Upper Tier II instruments of Nil (previous year ₹258.40 crores) [Also refer Notes 18 (1.1.2)]

§ Borrowings outside India include Perpetual Debt of Nil (previous year ₹304.77 crores) and Upper Tier II instruments of ₹389.06 (previous year ₹1,391.12 crores) [Also refer Notes 18 (1.1.2)]

SCHEDULES FORMING PART OF THE CONSOLIDATED BALANCE SHEET AS AT 31 MARCH, 2017 (CONT.)

Schedule 5 - Other Liabilities and Provisions

(₹ in Thousands)

	As at 31-03-2017	As at 31-03-2016
I. Bills payable	39,525,430	36,453,959
II. Inter-office adjustments (net)	-	-
III. Interest accrued	20,893,390	26,145,490
IV. Proposed dividend (includes tax on dividend) [Refer Schedule 18 (1.1.6)]	-	-
V. Contingent provision against standard assets	23,678,835	20,138,747
VI. Others (including provisions)	191,731,517	123,650,562
Total	275,829,172	206,388,758

Schedule 6 - Cash and Balances with Reserve Bank of India

(₹ in Thousands)

	As at 31-03-2017	As at 31-03-2016
I. Cash in hand (including foreign currency notes)	63,579,242	41,204,898
II. Balances with Reserve Bank of India:		
(i) in Current Account	183,000,236	182,406,664
(ii) in Other Accounts	62,000,000	-
Total	308,579,478	223,611,562

Schedule 7 - Balances with Banks and Money at Call and Short Notice

(₹ in Thousands)

	As at 31-03-2017	As at 31-03-2016
I. In India		
(i) Balance with Banks		
(a) in Current Accounts	2,250,573	2,104,609
(b) in Other Deposit Accounts	21,371,450	11,942,150
(ii) Money at Call and Short Notice		
(a) With banks	-	-
(b) With other institutions	143,221,546	41,184,875
Total	166,843,569	55,231,634
II. Outside India		
(i) in Current Accounts	12,531,206	15,738,488
(ii) in Other Deposit Accounts	14,755,151	26,158,271
(iii) Money at Call & Short Notice	6,951,775	16,288,136
Total	34,238,132	58,184,895
Grand Total (I+II)	201,081,701	113,416,529

Schedule 8 - Investments

(₹ in Thousands)

	As at 31-03-2017	As at 31-03-2016
I. Investments in India in -		
(i) Government Securities ##	905,980,625	945,608,590
(ii) Other approved securities	-	-
(iii) Shares	13,228,030	12,439,671
(iv) Debentures and Bonds	265,277,040	231,531,115
(v) Investment in Joint Ventures	-	-
(vi) Others (Mutual Fund units, CD/CP, PTC etc.)	69,969,442	94,022,174
Total Investments in India	1,254,455,137	1,283,601,550
II. Investments outside India in -		
(i) Government Securities (including local authorities)	26,340,917	21,088,195
(ii) Subsidiaries and/or joint ventures abroad	-	-
(iii) Others (Equity Shares and Bonds)	9,387,442	9,296,686
Total Investments outside India	35,728,359	30,384,881
Grand Total (I+II)	1,290,183,496	1,313,986,431

Includes securities costing ₹27,179.69 crores (previous year ₹29,020.93 crores) pledged for avilment of fund transfer facility, clearing facility and margin requirements

SCHEDULES FORMING PART OF THE CONSOLIDATED BALANCE SHEET AS AT 31 MARCH, 2017 (CONT.)

Schedule 9 - Advances

(₹ in Thousands)

			As at 31-03-2017	As at 31-03-2016
A.	(i)	Bills purchased and discounted	67,496,591	47,107,156
	(ii)	Cash credits, overdrafts and loans repayable on demand @	1,042,960,848	965,473,393
	(iii)	Term loans #	2,700,345,191	2,434,052,607
		Total	3,810,802,630	3,446,633,156
B.	(i)	Secured by tangible assets \$	2,913,049,655	2,600,830,091
	(ii)	Covered by Bank/Government Guarantees &&	66,920,973	40,302,677
	(iii)	Unsecured	830,832,002	805,500,388
		Total	3,810,802,630	3,446,633,156
C.	I.	Advances in India		
	(i)	Priority Sector	938,737,979	816,012,439
	(ii)	Public Sector	29,134,862	35,457,656
	(iii)	Banks	5,612,644	2,068,310
	(iv)	Others	2,316,812,680	2,062,119,670
		Total	3,290,298,165	2,915,658,075
	II.	Advances Outside India		
	(i)	Due from banks	26,861,261	1,373,656
	(ii)	Due from others -		
	(a)	Bills purchased and discounted	25,448,317	13,220,140
	(b)	Syndicated loans	103,681,545	135,410,920
	(c)	Others	364,513,342	380,970,365
		Total	520,504,465	530,975,081
		Grand Total [CI+CII]	3,810,802,630	3,446,633,156

@ Net of borrowings under Inter Bank Participation Certificate/Funded Risk Participation Nil (previous year ₹662.55 crores)

Net of borrowings under Inter Bank Participation Certificate Nil (previous year ₹7,483.34 crores)

\$ Includes advances against book debts

&& Includes advances against L/Cs issued by banks

Schedule 10 - Fixed Assets

(₹ in Thousands)

	As at 31-03-2017	As at 31-03-2016
I. Premises		
Gross Block		
At cost at the beginning of the year	18,289,915	9,507,021
Additions during the year	41,517	8,800,025
Deductions during the year	-	(17,131)
Total	18,331,432	18,289,915
Depreciation		
As at the beginning of the year	860,688	708,710
Charge for the year	304,683	158,686
Deductions during the year	-	(6,708)
Depreciation to date	1,165,371	860,688
Net Block	17,166,061	17,429,227
II. Other fixed assets (including furniture & fixtures)		
Gross Block		
At cost at the beginning of the year	40,692,916	36,256,166
Additions during the year	6,933,777	5,036,713
Deductions during the year	(558,725)	(599,963)
Total	47,067,968	40,692,916
Depreciation		
As at the beginning of the year	24,543,452	20,587,251
Charge for the year	4,962,032	4,455,217
Deductions during the year	(452,840)	(499,016)
Depreciation to date	29,052,644	24,543,452
Net Block	18,015,324	16,149,464
III. Capital Work-In-Progress (including capital advances)	2,920,951	2,158,946
Grand Total (I+II+III)	38,102,336	35,737,637

Schedule 11 - Other Assets

(₹ in Thousands)

	As at 31-03-2017	As at 31-03-2016
I. Inter-office adjustments (net)	-	-
II. Interest Accrued	52,743,566	44,459,222
III. Tax paid in advance/tax deducted at source (net of provisions)	5,279,496	3,951,774
IV. Stationery and stamps	19,790	8,291
V. Non banking assets acquired in satisfaction of claims	22,086,151	-
VI. Others #@	385,741,466	282,061,531
Total	465,870,469	330,480,818

Includes deferred tax assets of ₹5,071.86 crores (previous year ₹1,968.24crores) [Refer Schedule 18 (1.1.11)]

@ Includes Priority Sector Shortfall Deposits of ₹17,107.12 crores (previous year ₹16,659.19 crores)

SCHEDULES FORMING PART OF THE CONSOLIDATED BALANCE SHEET AS AT 31 MARCH, 2017 (CONT.)

Schedule 12 - Contingent Liabilities

(₹ in Thousands)

	As at 31-03-2017	As at 31-03-2016
I. Claims against the Group not acknowledged as debts	4,753,308	2,749,555
II. Liability for partly paid investments	-	-
III. Liability on account of outstanding forward exchange and derivative contracts:		
a) Forward Contracts	2,681,952,184	2,556,675,471
b) Interest Rate Swaps, Currency Swaps, Forward Rate Agreement & Interest Rate Futures	2,031,704,307	1,806,278,486
c) Foreign Currency Options	493,833,247	429,005,192
Total (a+b+c)	5,207,489,738	4,791,959,149
IV. Guarantees given on behalf of constituents		
In India	763,736,463	558,340,064
Outside India	47,579,859	128,192,798
V. Acceptances, endorsements and other obligations	335,366,639	294,853,158
VI. Other items for which the Group is contingently liable	372,437,450	412,020,707
Grand Total (I+II+III+IV+V+VI) [Refer Schedule 18 (1.1.14)]	6,731,363,457	6,188,115,431

SCHEDULES FORMING PART OF THE CONSOLIDATED PROFIT & LOSS ACCOUNT FOR THE YEAR ENDED 31 MARCH, 2017

Schedule 13 - Interest Earned

(₹ in Thousands)

	Year ended 31-03-2017	Year ended 31-03-2016
I. Interest/discount on advances/bills	336,946,444	304,101,900
II. Income on investments	96,749,715	94,258,541
III. Interest on balances with Reserve Bank of India and other inter-bank funds	5,057,855	2,962,541
IV. Others	12,996,915	12,769,513
Total	451,750,929	414,092,495

Schedule 14 - Other Income

(₹ in Thousands)

	Year ended 31-03-2017	Year ended 31-03-2016
I. Commission, exchange and brokerage	78,897,946	74,095,775
II. Profit/(Loss) on sale of investments (net)	32,285,565	10,408,517
III. Profit/(Loss) on sale of fixed assets (net)	(38,846)	60,574
IV. Profit on exchange/derivative transactions (net)	10,890,953	12,757,306
V. Income earned by way of dividends etc. from subsidiaries/companies and/or joint venture abroad/in India	-	-
VI. Miscellaneous Income [including recoveries on account of advances/investments written off in earlier years ₹181.89 crores (previous year ₹160.49 crores) and net profit on account of portfolio sell downs/securitisation ₹3.79 crores (previous year ₹6.12 crores)]	2,180,416	2,227,588
Total	124,216,034	99,549,760

Schedule 15 - Interest Expended

(₹ in Thousands)

	Year ended 31-03-2017	Year ended 31-03-2016
I. Interest on deposits	196,406,526	185,207,845
II. Interest on Reserve Bank of India/Inter-bank borrowings	18,800,730	20,919,676
III. Others	52,686,218	37,314,822
Total	267,893,474	243,442,343

Schedule 16 - Operating Expenses

(₹ in Thousands)

	Year ended 31-03-2017	Year ended 31-03-2016
I. Payments to and provisions for employees	47,420,971	40,193,437
II. Rent, taxes and lighting	9,599,482	6,967,403
III. Printing and stationery	1,895,987	1,427,830
IV. Advertisement and publicity	1,411,326	935,725
V. Depreciation on Group's property	5,266,715	4,613,903
VI. Directors' fees, allowance and expenses	33,774	30,448
VII. Auditors' fees and expenses	27,710	25,212
VIII. Law charges	110,127	171,559
IX. Postage, telegrams, telephones etc.	3,197,397	2,712,249
X. Repairs and maintenance	8,805,331	7,361,263
XI. Insurance	5,022,726	4,160,907
XII. Other expenditure	44,464,731	37,513,774
Total	127,256,277	106,113,710

17. SIGNIFICANT ACCOUNTING POLICIES

for the year ended 31 March, 2017

1 Principles of Consolidation

The consolidated financial statements comprise the financial statements of Axis Bank Limited ('the Bank') and its subsidiaries, which together constitute 'the Group'.

The Bank consolidates its subsidiaries in accordance with AS 21, Consolidated Financial Statements notified under Section 133 of the Companies Act, 2013 read together with paragraph 7 of the Companies (Accounts) Rules, 2014 and the Companies (Accounting Standards) Amendment Rules, 2016 on a line-by-line basis by adding together the like items of assets, liabilities, income and expenditure. All significant inter-company accounts and transactions are eliminated on consolidation. Further, the Bank accounts for investments in associates in accordance with AS-23, Accounting for Investments in Associates in Consolidated Financial Statements, notified under Section 133 of the Companies Act, 2013 read together with paragraph 7 of the Companies (Accounts) Rules, 2014 and the Companies (Accounting Standards) Amendment Rules, 2016 using the equity method of accounting.

2 Basis of preparation

a) The financial statements have been prepared and presented under the historical cost convention on the accrual basis of accounting in accordance with the generally accepted accounting principles in India to comply with the statutory requirements prescribed under the Banking Regulation Act, 1949, the circulars and guidelines issued by the Reserve Bank of India ('RBI') from time to time and the Accounting Standards notified under Section 133 of the Companies Act, 2013 read together with paragraph 7 of the Companies (Accounts) Rules, 2014 and the Companies (Accounting Standards) Amendment Rules, 2016 to the extent applicable and practices generally prevalent in the banking industry in India.

b) The consolidated financial statements present the accounts of Axis Bank Limited with its following subsidiaries and associates:

Name	Relation	Country of Incorporation	Ownership Interest
Axis Capital Ltd.	Subsidiary	India	100.00%
Axis Private Equity Ltd.	Subsidiary	India	100.00%
Axis Trustee Services Ltd.	Subsidiary	India	100.00%
Axis Mutual Fund Trustee Ltd.	Subsidiary	India	75.00%
Axis Asset Management Company Ltd.	Subsidiary	India	75.00%
Axis Finance Ltd.	Subsidiary	India	100.00%
Axis Securities Ltd.	Subsidiary	India	100.00%
A.Treds Ltd.	Subsidiary	India	67.00%
Axis Bank UK Ltd.	Subsidiary	U.K.	100.00%

c) The audited financial statements of the above subsidiaries have been drawn up to the same reporting date as that of the Bank, i.e. 31 March, 2017.

d) As on 31 March 2017, Axis Securities Europe Ltd., a wholly-owned subsidiary of the Bank in the United Kingdom has opted for voluntary winding up and the same is under process.

3 Use of estimates

The preparation of the financial statements in conformity with the generally accepted accounting principles requires the Management to make estimates and assumptions that affect the reported amounts of assets and liabilities at the date of the financial statements, revenues and expenses during the reporting period and disclosure of contingent liabilities at the date of the financial statements. Actual results could differ from those estimates. The Management believes that the estimates used in the preparation of the financial statements are prudent and reasonable. Any revisions to the accounting estimates are recognised prospectively in the current and future periods.

4 Changes in accounting policies

Axis Bank Limited

4.1 Mark-to-market gain or loss on derivatives and foreign exchange contracts

In terms of the guidance note issued by ICAI on "Accounting for Derivative Contracts", the Bank has presented mark-to-market gain or loss on derivatives and foreign exchange contracts on a gross basis as against the erstwhile practice of presenting the same on a net basis under other assets and other liabilities. Previous year figures have been regrouped and reclassified to conform to current year's classification. The aforesaid change has no impact on the profit of the Bank for the year ended 31 March, 2017.

4.2 Repurchase and reverse repurchase transactions with RBI under Liquidity Adjustment Facility/Marginal Standing Facility

In terms of RBI circular no. FMRD.DIRD.10/14.03.002/2015-16 dated 19 May, 2016, repurchase and reverse repurchase transactions with RBI under Liquidity Adjustment Facility/Marginal Standing Facility are accounted for as borrowing and lending respectively as against the earlier practice of including the same under investments. Previous year figures have been regrouped and reclassified to conform to current year's classification. The aforesaid change has no impact on the profit of the Bank for the year ended 31 March, 2017.

5 Significant accounting policies

5.1 Investments

Axis Bank Ltd.

Classification

In accordance with the RBI guidelines, investments are classified at the time of purchase as:

- Held for Trading ('HFT');
- Available for Sale ('AFS'); and
- Held to Maturity ('HTM').

Investments that are held principally for sale within a short period are classified as HFT securities. As per the RBI guidelines, HFT securities, which remain unsold for a period of 90 days are reclassified as AFS securities.

Investments that the Bank intends to hold till maturity are classified under the HTM category. Investments in the equity of subsidiaries/joint ventures are categorised as HTM in accordance with the RBI guidelines.

All other investments are classified as AFS securities.

However, for disclosure in the Balance Sheet, investments in India are classified under six categories - Government Securities, Other approved securities, Shares, Debentures and Bonds, Investment in Subsidiaries/Joint Ventures and Others.

Investments made outside India are classified under three categories – Government Securities, Subsidiaries and/or Joint Ventures abroad and Others.

Transfer of security between categories

Transfer of security between categories of investments is accounted as per the RBI guidelines.

Acquisition cost

Costs including brokerage and commission pertaining to investments, paid at the time of acquisition, are charged to the Profit and Loss Account.

Broken period interest is charged to the Profit and Loss Account.

Cost of investments is computed based on the weighted average cost method.

SIGNIFICANT ACCOUNTING POLICIES (CONT.)

Valuation

Investments classified under the HTM category are carried at acquisition cost unless it is more than the face value, in which case the premium is amortised over the period remaining to maturity on a constant yield to maturity basis. In terms of RBI guidelines, discount on securities held under HTM category is not accrued and such securities are held at the acquisition cost till maturity.

Investments classified under the AFS and HFT categories are marked to market. The market/fair value of quoted investments included in the 'AFS' and 'HFT' categories is the market price of the scrip as available from the trades/quotes on the stock exchanges or prices declared by Primary Dealers Association of India ('PDAI') jointly with Fixed Income Money Market and Derivatives Association of India ('FIMMDA'), periodically. Net depreciation, if any, within each category of each investment classification is recognised in the Profit and Loss Account. The net appreciation if any, under each category of each investment classification is ignored. The depreciation on securities acquired by way of conversion of outstanding loans is provided in accordance with the RBI guidelines. The book value of individual securities is not changed consequent to the periodic valuation of investments. Non-performing investments are identified and provision is made thereon as per RBI guidelines. Treasury Bills, Exchange Funded Bills, Commercial Paper and Certificate of Deposits being discounted instruments, are valued at carrying cost.

Units of mutual funds are valued at the latest repurchase price/net asset value declared by the mutual fund.

Market value of investments where current quotations are not available, is determined as per the norms prescribed by the RBI as under:

- in case of unquoted bonds, debentures and preference shares where interest/dividend is received regularly (i.e. not overdue beyond 90 days), the market price is derived based on the YTM for Government Securities as published by FIMMDA/PDAI and suitably marked up for credit risk applicable to the credit rating of the instrument. The matrix for credit risk mark-up for each categories and credit ratings along with residual maturity issued by FIMMDA is adopted for this purpose;
- in case of bonds and debentures (including Pass Through Certificates) where interest is not received regularly (i.e. overdue beyond 90 days), the valuation is in accordance with prudential norms for provisioning as prescribed by RBI;
- equity shares, for which current quotations are not available or where the shares are not quoted on the stock exchanges, are valued at break-up value (without considering revaluation reserves, if any) which is ascertained from the company's latest Balance Sheet. In case the latest Balance Sheet is not available, the shares are valued at ₹ 1 per company;
- units of Venture Capital Funds ('VCF') held under AFS category where current quotations are not available are marked to market based on the Net Asset Value ('NAV') shown by VCF as per the latest audited financials of the fund. In case the audited financials are not available for a period beyond 18 months, the investments are valued at ₹ 1 per VCF. Investment in unquoted VCF after 23 August, 2006 are categorised under HTM category for the initial period of three years and valued at cost as per RBI guidelines and
- security receipts are valued as per the NAV obtained from the issuing Reconstruction Company/Securitisation Company.

Investments in subsidiaries/joint ventures are categorised as HTM and assessed for impairment to determine permanent diminution, if any, in accordance with the RBI guidelines.

Realised gains on investments under the HTM category are recognised in the Profit and Loss Account and subsequently appropriated to Capital Reserve account (net of taxes and transfer to statutory reserves) in accordance with the RBI guidelines. Losses are recognised in the Profit and Loss Account. Realised gains/losses on investments under the AFS and HFT category are recognised in the Profit and Loss Account.

All investments are accounted for on settlement date, except investments in equity shares which are accounted for on trade date.

Repurchase and reverse repurchase transactions

Repurchase and reverse repurchase transactions in government securities and corporate debt securities including those conducted under the Liquidity Adjustment Facility ('LAF') and Marginal Standby Facility ('MSF') with RBI are accounted as collateralised borrowing and lending respectively.

Short Sales

In accordance with the RBI guidelines, the Bank undertakes short sale transactions in Central Government dated securities. The short positions are reflected in 'Securities Short Sold ('SSS') A/c', specifically created for this purpose. Such short positions are categorised under HFT category and netted off from investments in the Balance Sheet. These positions are marked-to-market along with the other securities under HFT portfolio and the resultant mark-to-market gains/losses are accounted for as per the relevant RBI guidelines for valuation of investments discussed earlier.

Subsidiaries

Investments are initially recognised at cost which comprises purchase price and directly attributable acquisition charges such as brokerage, fees and duties.

Investments which are readily realisable and intended to be held for not more than one year from the date on which such investments are made, are classified as current investments. All other investments are classified as long term investments.

Current investments are carried in the financial statements at lower of cost and fair value determined on an individual investment basis. Any reduction in the carrying amount and any reversal of such reductions are charged or credited to the Profit and Loss Account.

Long term investments are stated at cost. Provision is made to recognise a decline, other than temporary, in the value of such investments.

5.2 Advances

Axis Bank Ltd.

Advances are classified into performing and non-performing advances ('NPAs') as per the RBI guidelines and are stated net of bills rediscounted, inter-bank participation certificates, specific provisions made towards NPAs, interest in suspense for NPAs, claims received from Export Credit Guarantee Corporation, provisions for funded interest on term loan classified as NPAs, provisions in lieu of diminution in the fair value of restructured assets and floating provisions.

NPAs are classified into sub-standard, doubtful and loss assets based on the criteria stipulated by the RBI. Advances held at the overseas branches that are identified as impaired as per host country regulations for reasons other than record of recovery, but which are standard as per the RBI guidelines, are classified as NPAs to the extent of amount outstanding in the host country. Provisions for NPAs are made for sub-standard and doubtful assets at rates as prescribed by the RBI with the exception for agriculture advances and schematic retail advances. In respect of schematic retail advances, provisions are made in terms of a bucket-wise policy upon reaching specified stages of delinquency (90 days or more of delinquency) under each type of loan, which satisfies the RBI prudential norms on provisioning. Provisions in respect of agriculture advances classified into sub-standard and doubtful assets are made at rates which are higher than those prescribed by the RBI. Provisions for advances booked in overseas branches, which are standard as per the RBI guidelines but are classified as NPAs based on host country guidelines, are made as per the host country regulations.

In addition to the above, the Bank on a prudential basis, makes provision for expected losses against advances or other exposures to specific assets/industry/sector either on a case-by-case basis or for a group of assets, based on specific information or general economic environment. These are classified as contingent provision and included under Schedule 5 - Other Liabilities in the Balance Sheet.

Loss assets and unsecured portion of doubtful assets are provided/written off as per the extant RBI guidelines.

Amounts recovered against debts written off are recognised in the Profit and Loss account.

For restructured/rescheduled assets, provision is made in accordance with the guidelines issued by RBI, which requires the diminution in the fair value of the assets to be provided at the time of restructuring.

The Bank makes provision in accordance with the RBI guidelines, on assets subjected to Strategic Debt Restructuring (SDR) scheme and Scheme for Sustainable Structuring of Stressed Asset (S4A).

SIGNIFICANT ACCOUNTING POLICIES (CONT.)

For entities with Unhedged Foreign Currency Exposure (UFCE), provision is made in accordance with the guidelines issued by RBI, which requires to ascertain the amount of UFCE, estimate the extent of likely loss and estimate the riskiness of unhedged position. This provision is classified under Schedule 5 – Other Liabilities in the Balance Sheet.

The Bank maintains a general provision on standard advances at the rates prescribed by RBI. In case of overseas branches, general provision on standard advances is maintained at the higher of the levels stipulated by the respective overseas regulator or RBI.

Under its home loan portfolio, the Bank offers housing loans with certain features involving waiver of Equated Monthly Installments ('EMIs') of a specific period subject to fulfilment of a set of conditions by the borrower. The Bank makes provision on an estimated basis against the probable loss that could be incurred in future on account of waivers to eligible borrowers in respect of such loans. This provision is classified under Schedule 5 – Other Liabilities in the balance sheet.

Axis Finance Ltd.

Advances are classified into performing and non-performing advances ('NPAs') as per the RBI guidelines and are stated net of specific provisions made towards NPAs. Further, NPAs are classified into sub-standard, doubtful and loss assets based on the criteria stipulated by the RBI. Provisions for NPAs are made at rates as prescribed by the RBI.

Non-performing loans are written off/provided for, as per management estimates, subject to the minimum provision required as per Non-Banking Financial (Deposit Accepting or Holding) Companies Prudential Norms (Reserve Bank) Directions, 2007.

Provision on Standard Assets i.e. loans and advances is made at 0.40%.

5.3 Country risk

Axis Bank Ltd.

In addition to the provisions required to be held according to the asset classification status, provisions are held for individual country exposure (other than for home country as per the RBI guidelines). The countries are categorised into seven risk categories namely insignificant, low, moderate, high, very high, restricted and off-credit and provision is made on exposures exceeding 180 days on a graded scale ranging from 0.25% to 100%. For exposures with contractual maturity of less than 180 days, 25% of the normal provision requirement is held. If the net funded exposure of the Bank in respect of each country does not exceed 1% of the total assets, no provision is maintained on such country exposure.

5.4 Securitisation

Axis Bank Ltd.

The Bank enters into purchase/sale of corporate and retail loans through direct assignment/Special Purpose Vehicle ('SPV'). In most cases, post securitisation, the Bank continues to service the loans transferred to the assignee/SPV. The Bank also provides credit enhancement in the form of cash collaterals and/or by subordination of cash flows to Senior Pass Through Certificate ('PTC') holders. In respect of credit enhancements provided or recourse obligations (projected delinquencies, future servicing etc.) accepted by the Bank, appropriate provision/disclosure is made at the time of sale in accordance with AS-29, Provisions, Contingent Liabilities and Contingent Assets as notified under Section 133 of the Companies Act, 2013 read together with paragraph 7 of the Companies (Accounts) Rules, 2014 and the Companies (Accounting Standards) Amendment Rules, 2016.

In accordance with RBI guidelines of 7 May, 2012 on 'Guidelines on Securitisation of Standard Assets', gain on securitisation transaction is recognised over the period of the underlying securities issued by the SPV as prescribed under RBI guidelines. Loss on securitisation is immediately debited to the Profit and Loss Account.

5.5 Foreign currency transactions

Axis Bank Ltd.

In respect of domestic operations, transactions denominated in foreign currencies are accounted for at the rates prevailing on the date of the transaction. Monetary foreign currency assets and liabilities are translated at the Balance Sheet date at rates notified by Foreign Exchange Dealers Association of India ('FEDAI'). All profits/losses resulting from year end revaluations are recognised in the Profit and Loss Account.

Financial statements of foreign branches classified as non-integral foreign operations as per the RBI guidelines are translated as follows:

- Assets and liabilities (both monetary and non-monetary as well as contingent liabilities) are translated at closing exchange rates notified by FEDAI at the Balance Sheet date.
- Income and expenses are translated at the rates prevailing on the date of the transactions.
- All resulting exchange differences are accumulated in a separate 'Foreign Currency Translation Reserve' till the disposal of the net investments. Any realised gains or losses are recognised in the Profit and Loss Account.

Outstanding forward exchange contracts including tom/spot contracts (excluding currency swaps undertaken to hedge foreign currency assets/liabilities and funding swaps which are not revalued) are revalued at year end on PV basis by discounting the forward value till spot date and converting the FCY amount using the respective spot rates as notified by FEDAI. The resulting gains or losses on revaluation are included in the Profit and Loss Account in accordance with RBI/FEDAI guidelines.

Premium/discount on currency swaps undertaken to hedge foreign currency assets and liabilities and funding swaps is recognised as interest income/expense and is amortised on a pro-rata basis over the underlying swap period.

Contingent liabilities on account of forward exchange and derivative contracts, guarantees, acceptances, endorsements and other obligations denominated in foreign currencies are disclosed at closing rates of exchange notified by FEDAI.

Subsidiaries

Transactions in foreign currencies are recorded at the exchange rate prevailing on the date of the transactions. Monetary assets and liabilities denominated in foreign currencies as at the Balance Sheet date are translated at the closing rate on that date. Non-monetary items, which are measured in terms of historical cost denominated in a foreign currency, are reported using the exchange rate at the date of the transaction. Non-monetary items, which are measured at fair value or other similar valuation denominated in a foreign currency, are translated using the exchange rate at the date when such value was determined. The exchange differences, if any, either on settlement or translation are recognised in Profit and Loss Account.

5.6 Derivative transactions

Axis Bank Ltd.

Derivative transactions comprise of forward contracts, swaps and options which are disclosed as contingent liabilities. The forwards, swaps and options are categorised as trading or hedge transactions. Trading derivative contracts are revalued at the Balance Sheet date with the resulting unrealised gain or loss being recognised in the Profit and Loss Account and correspondingly in other assets (representing positive Mark to Market) and in other liabilities (representing negative Mark to Market (MTM)) on a gross basis. For hedge transactions, the Bank identifies the hedged item (asset or liability) at the inception of transaction itself. The effectiveness is ascertained at the time of inception of the hedge and periodically thereafter. Hedge swaps are accounted for on accrual basis except in case of swaps designated with an asset or liability that is carried at market value or lower of cost or market value in the financial statements. In such cases the swaps are marked to market with the resulting gain or loss recorded as an adjustment to the market value of designated asset or liability. The premium on option contracts is accounted for as per FEDAI guidelines. Pursuant to the RBI guidelines any receivables under derivative contracts comprising of crystallised receivables as well as positive MTM in respect of future receivables which remain overdue for more than 90 days are reversed through the Profit and Loss account and are held in separate Suspense Account.

Currency futures contracts are marked to market using daily settlement price on a trading day, which is the closing price of the respective futures contracts on that day. While the daily settlement price is computed based on the last half an hour weighted average price of such contract, the final settlement price is taken as the RBI reference rate on the last trading day of the futures contract or as may be specified by the relevant authority from time to time. All open positions are marked to market based on the settlement price and the resultant marked to market profit/loss is daily settled with the exchange.

Valuation of Exchange Traded Currency Options (ETCO) is carried out on the basis of the daily settlement price of each individual option provided by the exchange and valuation of Interest Rate Futures (IRF) is carried out on the basis of the daily settlement price of each contract provided by the exchange.

SIGNIFICANT ACCOUNTING POLICIES (CONT.)

5.7 Revenue recognition

Axis Bank Ltd.

Interest income is recognised on an accrual basis in accordance with AS-9, Revenue Recognition as notified under Section 133 of the Companies Act, 2013 read together with paragraph 7 of the Companies (Accounts) Rules, 2014, the Companies (Accounting Standards) Amendment Rules, 2016 and the RBI guidelines except in the case of interest income on non-performing assets and loans under Strategic Debt Restructuring (SDR) scheme and Scheme for Sustainable Structuring of Stressed Asset (S4A) of RBI, where it is recognised on receipt basis if overdue for more than 90 days. Income on non-coupon bearing or low-coupon bearing discounted instruments is recognised over the tenor of the instrument on a constant yield basis.

Guarantee commission is recognised on a pro-rata basis over the period of the guarantee. Locker rent and annual fees for credit cards are recognised on a straight-line basis over the period of contract. Arrangership/syndication fee is accounted for on completion of the agreed service and when right to receive is established. Other fees and commission income are recognised when due.

Dividend is accounted on an accrual basis when the right to receive the dividend is established.

Gain/loss on sell down of loans and advances through direct assignment is recognised at the time of sale.

In accordance with RBI guidelines on sale of non-performing advances, if the sale is at a price below the net book value (i.e. book value less provisions held), the shortfall is charged to the Profit and Loss Account. If the sale is for a value higher than the net book value, the excess provision is credited to the Profit and Loss Account in the year the amounts are received.

The Bank deals in bullion business on a consignment basis. The difference between the price recovered from customers and cost of bullion is accounted for at the time of sale to the customers. The Bank also deals in bullion on a borrowing and lending basis and the interest paid/received is accounted on an accrual basis.

Subsidiaries

Revenue is recognised to the extent that it is probable that the economic benefits will flow to the Company and the revenue can be reliably measured. Fee income is recognised on the basis of accrual when all the services are performed.

Interest income is recognised on an accrual basis.

Dividend income is recognised when the right to receive payment is established by the balance sheet date.

Income from sale of investments is determined on weighted average basis and recognised on the trade date basis.

Axis Capital Limited

Brokerage income in relation to stock broking activity is recognised as per contracted rates at the execution of transactions on behalf of the customers on a trade date basis. Gains/losses on dealing in securities are recognised on a trade date basis.

Revenue from issue management, loan syndication, financial advisory services is recognised based on the stage of completion of assignments and terms of agreement with the client.

Selling commissions/brokerage generated from primary market operations i.e. procuring subscriptions from investors for public offerings of companies, mutual funds, etc. are recorded on determination of the amount due to the Company, once the allotment of securities are completed.

Axis Trustee Services Limited

Annual Fees for trusteeship services and servicing fees are recognised, on a straight line basis, over the period when services are performed. Initial acceptance fee is recognised as and when the 'Offer Letter' for the services to be rendered is accepted by the customer.

Advisory service fees on family office service are recognised as and when the activities defined in the accepted offer letter are completed.

Axis Asset Management Company Limited

Management fees are recognised on accrual basis at specific rates, applied on the average daily net assets of each scheme. The fees charged are in accordance with the terms of scheme information documents of respective schemes and are in line with the provisions of SEBI (Mutual Funds) Regulations, 1996 as amended from time to time.

Portfolio Management Fees are recognised on an accrual basis as per the terms of the contract with the customers.

Investment advisory fees-offshore are recognised on an accrual basis as per the terms of the contract.

Axis Mutual Fund Trustee Limited

Trustee fee is recognised on accrual basis, at the specific rates/amount approved by the Board of Directors of the Company, within the limits specified under the Deed of Trust, and is applied on the net assets of each scheme of Axis Mutual Fund.

Axis Finance Limited

Interest and other dues are accounted on accrual basis except in the case of non-performing loans where it is recognised upon realisation, as per the income recognition and asset classification norms prescribed by the RBI.

Income on discounted instruments is recognised over the tenure of the instrument on a straight-line method.

Axis Securities Limited

Business sourcing and resource management fee is recognised on accrual basis when all the services are performed.

Income from Super Value Plan to the extent of account opening fees is recognised upfront and balance is amortised over the validity of plan.

Selling commissions/brokerage generated from primary market operations i.e. procuring subscriptions from investors for public offerings of companies, mutual funds etc. are recorded on determination of the amount due to the company, once the allotment of securities are completed.

Brokerage income on securities is recognised as per contracted rates at the execution of transactions on behalf of the customers on the trade date. Gains/losses on dealing in securities are recognised on trade date basis.

Depository fees are recognised on completion of the transaction.

Portfolio management fees are accounted on accrual basis as follows:

In case of fees based on fixed percentage of the corpus/fixed amount, income is accrued at the end of the quarter/month.

In case of fees, based on the returns of the portfolio, income is accounted on each anniversary as per the agreement.

5.8 Scheme expenses

Axis Asset Management Company Ltd.

Fund Expenses

Expenses of schemes of Axis Mutual Fund in excess of the stipulated limits as per SEBI (Mutual Fund) Regulations, 1996 and expenses incurred directly (inclusive of advertisement/brokerage expenses) on behalf of schemes of Axis Mutual Fund are charged to the Profit and Loss Account.

New fund offer expenses

Expenses relating to new fund offer of Axis Mutual Fund are charged to the Profit and Loss Account in the year in which they are incurred.

SIGNIFICANT ACCOUNTING POLICIES (CONT.)

Brokerage

Clawbackable brokerages paid by the Company in advance is charged to the statement of Profit and Loss account over the claw-back period/tenure of the respective scheme. The unamortized portion of the clawbackable brokerage is carried forward as prepaid expense.

Upfront brokerage on closed ended and fixed tenure schemes is amortized over the tenure of the respective scheme and in case of Equity Linked Saving Scheme (ELSS), upfront brokerage is amortized over 3 years. The unamortized portion of the brokerage is carried forward as prepaid expense. Any other brokerage is expensed out in the year in which they are incurred.

Brokerage paid on certain PMS products are amortised over the exit load period. Unamortised portion of brokerage is carried forward as prepaid expenses.

5.9 Fixed assets and depreciation/impairment

Group

Fixed assets are carried at cost of acquisition less accumulated depreciation and impairment, if any. Cost includes initial handling and delivery charges, duties, taxes and incidental expenses related to the acquisition and installation of the asset.

Capital work-in-progress includes cost of fixed assets that are not ready for their intended use and also includes advances paid to acquire fixed assets.

Depreciation is provided over the estimated useful life of a fixed asset on the straight-line method from the date of addition. The management believes that depreciation rates currently used fairly reflect its estimate of the useful lives and residual values of fixed assets, though these rates in certain cases are different from lives prescribed under Schedule II of Companies Act, 2013.

Asset	Estimated useful life
Owned premises	60 years
Computer hardware including printers	3 years
Application software	5 years
Vehicles	4 years
EPABX, telephone instruments	8 years
CCTV and video conferencing equipment	3 years
Mobile phone	2 years
Locker cabinets/cash safe/strong room door	10 years
Modem, scanner, routers, hubs, switches, racks/cabinets for IT equipment	5 years
UPS, VSAT, fax machines	5 years
Cheque book/cheque encoder, currency counting machine, fake note detector	5 years
Assets at staff residence	3 years
All other fixed assets	10 years

Depreciation on assets sold during the year is recognised on a pro-rata basis to the Profit and Loss Account till the date of sale.

The carrying amounts of assets are reviewed at each Balance Sheet date to ascertain if there is any indication of impairment based on internal/external factors. An impairment loss is recognised wherever the carrying amount of an asset exceeds its recoverable amount. The recoverable amount is the greater of the asset's net selling price and value in use. In assessing value in use, the estimated future cash flows are discounted to their present value at the weighted average cost of capital. After impairment, depreciation is provided on the revised carrying amount of the asset over its remaining useful life.

Profit on sale of premises is appropriated to Capital Reserve account (net of taxes and transfer to statutory reserve) in accordance with RBI instructions.

5.10 Lease transactions

Group

Leases where the lessor effectively retains substantially all the risks and benefits of ownership over the lease term are classified as operating lease. Lease payments for assets taken on operating lease are recognised as an expense in the Profit and Loss Account on a straight-line basis over the lease term.

5.11 Retirement and other employee benefits

Provident Fund

Axis Bank Ltd.

Retirement benefit in the form of provident fund is a defined benefit plan wherein the contributions are charged to the Profit and Loss Account of the year when the contributions to the fund are due and when services are rendered by the employees. Further, an actuarial valuation is conducted by an independent actuary using the Projected Unit Credit Method as at 31 March each year to determine the deficiency, if any, in the interest payable on the contributions as compared to the interest liability as per the statutory rate.

Subsidiaries

Retirement benefit in the form of provident fund is a defined contribution scheme. The Company has no obligation, other than the contribution payable to the provident fund. The Company recognises contribution payable to the provident fund scheme as an expenditure, when an employee renders the related service.

Gratuity

Axis Bank Ltd.

The Bank contributes towards gratuity fund (defined benefit retirement plan) administered by various insurers for eligible employees. Under this scheme, the settlement obligations remain with the Bank, although various insurers administer the scheme and determine the contribution premium required to be paid by the Bank. The plan provides a lump sum payment to vested employees at retirement or termination of employment based on the respective employee's salary and the years of employment with the Bank. Liability with regard to gratuity fund is accrued based on actuarial valuation conducted by an independent actuary using the Projected Unit Credit Method as at 31 March each year. In respect of employees at overseas branches (other than expatriates) liability with regard to gratuity is provided on the basis of a prescribed method as per local laws, wherever applicable.

Subsidiaries

Gratuity liability is a defined benefit obligation and is provided for on the basis of an actuarial valuation using Projected Unit Credit Method made at the end of each financial year.

Actuarial gains/losses are immediately taken to the Profit and Loss Account and are not deferred.

Compensated Absences

Group

Short term compensated absences are provided for based on estimates of encashment/availment of leave. The Group provides long term compensated absences based on actuarial valuation conducted by an independent actuary. The actuarial valuation is carried out as per the Projected Unit Credit Method as at 31 March each year.

Actuarial gains/losses are immediately taken to the Profit and Loss Account and are not deferred.

Superannuation

Axis Bank Ltd.

Employees of the Bank are entitled to receive retirement benefits under the Bank's Superannuation scheme either under a cash-out option through salary or under a defined contribution plan. Through the defined contribution plan the Bank contributes annually a specified sum of 10% of the employee's eligible annual basic salary to LIC, which undertakes to pay the lumpsum and annuity benefit payments pursuant to the scheme. Superannuation contributions are recognised in the Profit and Loss Account in the period in which they accrue.

SIGNIFICANT ACCOUNTING POLICIES (CONT.)

5.12 Long Term Incentive Plan (LTIP)

Axis Asset Management Company Ltd.

The Company has initiated Axis AMC - Long Term Incentive plan. The points granted to employees as per the guidelines laid down in the plan are encashable after they are held for a specified period as per the terms of the plan. The Company accounts for the liability arising on points granted proportionately over the period from the date of grant till the end of the exercise window. The liability is assessed and provided on the basis of valuation carried out by an independent valuer.

5.13 Reward points

Axis Bank Ltd.

The Bank runs a loyalty program which seeks to recognize and reward customers based on their relationship with the Bank. Under the program, eligible customers are granted loyalty points redeemable in future, subject to certain conditions. In addition, the Bank continues to grant reward points in respect of certain credit cards (not covered under the loyalty program). The Bank estimates the probable redemption of such loyalty/reward points using an actuarial method at the Balance Sheet date by employing an independent actuary. Provision for the said reward points is then made based on the actuarial valuation report as furnished by the said independent actuary.

5.14 Taxation

Group

Income tax expense is the aggregate amount of current tax and deferred tax charge. Current year taxes are determined in accordance with the relevant provisions of Income tax Act, 1961. In case of overseas subsidiary the local tax laws prevailing in that country are followed. Deferred income taxes reflects the impact of current year timing differences between taxable income and accounting income for the year and reversal of timing differences of earlier years.

Deferred tax is measured based on the tax rates and the tax laws enacted or substantively enacted at the Balance Sheet date. Deferred tax assets and deferred tax liabilities are offset, if a legally enforceable right exists to set off assets against liabilities representing current tax and the deferred tax assets and deferred tax liabilities relate to the taxes on income levied by same governing taxation laws.

Deferred tax assets are recognised only to the extent that there is reasonable certainty that sufficient future taxable income will be available against which such deferred tax assets can be realised. The impact of changes in the deferred tax assets and liabilities is recognised in the Profit and Loss Account.

Deferred tax assets are recognised and reassessed at each reporting date, based upon the Management's judgement as to whether realisation is considered as reasonably certain. Deferred tax assets are recognised on carry forward of unabsorbed depreciation and tax losses only if there is virtual certainty supported by convincing evidence that such deferred tax asset can be realised against future profits.

5.15 Share issue expenses

Axis Bank Ltd.

Share issue expenses are adjusted from Share Premium Account in terms of Section 52 of the Companies Act, 2013.

5.16 Earnings per share

Group

The Bank reports basic and diluted earnings per share in accordance with AS-20, Earnings per Share, as notified under Section 133 of the Companies Act, 2013 read together with paragraph 7 of the Companies (Accounts) Rules, 2014 and the Companies (Accounting Standards) Amendment Rules, 2016. Basic earnings per share is computed by dividing the net profit after tax by the weighted average number of equity shares outstanding for the year.

Diluted earnings per share reflect the potential dilution that could occur if securities or other contracts to issue equity shares were exercised or converted during the year. Diluted earnings per share is computed using the weighted average number of equity shares and dilutive potential equity shares outstanding at the year end except where the results are anti-dilutive.

5.17 Employee stock option scheme

Axis Bank Ltd.

The 2001 Employee Stock Option Scheme ('the Scheme') provides for grant of stock options on equity shares of the Bank to employees and Directors of the Bank and its subsidiaries. The Scheme is in accordance with the Securities and Exchange Board of India (SEBI) (Employees Stock Option Scheme and Employee Stock Purchase Scheme) Guidelines, 1999 ('the Guidelines'). These Guidelines have been repealed in the month of October, 2014 and were substituted by Securities and Exchange Board of India (Share Based Employee Benefits) Regulations, 2014. The Scheme is in compliance with the said regulations. The Bank follows the intrinsic value method to account for its stock based employee compensation plans as per the Guidelines. Options are granted at an exercise price, which is equal to/less than the fair market price of the underlying equity shares. The excess of such fair market price over the exercise price of the options as at the grant date is recognised as a deferred compensation cost and amortised on a straight-line basis over the vesting period of such options.

The fair market price is the latest available closing price, prior to the date of grant, on the stock exchange on which the shares of the Bank are listed. If the shares are listed on more than one stock exchange, then the stock exchange where there is highest trading volume on the said date is considered.

5.18 Provisions, contingent liabilities and contingent assets

Group

A provision is recognised when the Group has a present obligation as a result of past event where it is probable that an outflow of resources will be required to settle the obligation, in respect of which a reliable estimate can be made. Provisions are not discounted to its present value and are determined based on best estimate required to settle the obligation at the Balance Sheet date. These are reviewed at each Balance Sheet date and adjusted to reflect the current best estimates.

A disclosure of contingent liability is made when there is:

- a possible obligation arising from a past event, the existence of which will be confirmed by occurrence or non-occurrence of one or more uncertain future events not within the control of the Group; or
- a present obligation arising from a past event which is not recognised as it is not probable that an outflow of resources will be required to settle the obligation or a reliable estimate of the amount of the obligation cannot be made.

When there is a possible obligation or a present obligation in respect of which the likelihood of outflow of resources is remote, no provision or disclosure is made.

Contingent assets are not recognised in the financial statements. However, contingent assets are assessed continually and if it is virtually certain that an inflow of economic benefits will arise, the asset and related income are recognised in the period in which the change occurs.

5.19 Cash and cash equivalents

Group

Cash and cash equivalents include cash in hand, balances with RBI, balances with other banks and money at call and short notice.

18. NOTES

forming part of the consolidated financial statements for the year ended 31 March, 2017

(Currency: In Indian Rupees)

1 Disclosures

1.1.1 'Provisions and contingencies' recognised in the Profit and Loss Account comprise of:

	(₹ in crores)	
For the year ended	31 March, 2017	31 March, 2016
Provision for income tax		
- Current tax	5,188.84	4,406.18
- Deferred tax (Refer 1.1.11)	(3,202.06)	(73.80)
	1,986.78	4,332.38
Provision for wealth tax	-	(0.05)
Provision for non-performing assets (including bad debts written off and write backs)	11,157.06	3,800.46
Provision for restructured assets/strategic debt restructuring/sustainable structuring	290.53	(61.78)
Provision towards standard assets	364.34	395.7
Provision for depreciation in value of investments	244.18	84.11
Provision for unhedged foreign currency exposure	(13.88)	1.62
Provision for country risk	19.94	-
Provision for other contingencies*	65.74	(501.40)
Total	14,114.69	8,051.04

* includes contingent provision for advances/other exposures, legal cases and other contingencies.

1.1.2 During the year ended 31 March, 2017, the Bank raised debt instruments eligible for Tier-I/Tier-II capital, the details of which are set out below:

Instrument	Capital	Date of maturity	Period	Coupon	Amount
Perpetual debt	Additional Tier-I	-*	-	8.75%	₹3,500 crores
Subordinated debt	Tier-II	27 May, 2026	120 months	8.50%	₹2,430 crores
Subordinated debt	Tier-II	23 November, 2026	120 months	7.84%	₹1,800 crores

*Call option on expiry of 60 months from the date of allotment

During the year ended 31 March, 2016, the Bank raised debt instruments eligible for Tier-I/Tier-II capital, the details of which are set out below:

Instrument	Capital	Date of maturity	Period	Coupon	Amount
Subordinated debt	Tier-II	30 September, 2025	120 months	8.50%	₹1,500 crores

During the year ended 31 March, 2017, the Bank redeemed debt instruments eligible for Tier-I/Tier-II capital, the details of which are set out below:

Instrument	Capital	Date of maturity	Period	Coupon	Amount
Subordinated debt	Tier-II	28 June, 2016	120 months	9.10%	₹104.90 crores
Upper Tier-II	Tier-II	11 August, 2016*	180 months	7.25%	\$150 million
Perpetual debt	Tier-I	30 September, 2016*	-	10.05%	₹214.00 crores
Perpetual debt	Tier-I	16 November, 2016*	-	7.17%	\$46 million
Upper Tier-II	Tier-II	24 November, 2016*	180 months	9.35%	₹200.00 crores
Upper Tier-II	Tier-II	6 February, 2017*	180 months	9.50%	₹107.50 crores
Subordinated debt	Tier-II	30 March, 2017	120 months	10.10%	₹250.90 crores

* represents call date

During the year ended 31 March, 2016, the Bank redeemed debt instruments eligible for Tier-II capital, the details of which are set out below:

Instrument	Capital	Date of maturity	Period	Coupon	Amount
Subordinated debt	Tier-II	22 March, 2016	120 months	8.75%	₹360 crores
Subordinated debt	Tier-II	22 March, 2016	120 months	8.56%	₹10 crores

1.1.3 Divergence in Asset Classification and Provisioning for NPAs

- The Bank classifies advances into performing and non-performing advances (NPAs) as per the RBI guidelines. NPAs are identified and provided for based on RBI's Prudential Norms on Income Recognition, Asset Classification and Provisioning.
- Based on application of RBI's prudential norms as stated above, the Bank classified and made the prescribed provisions against the NPAs as at the end of 31 March, 2016.
- As part of its Risk Based Supervision exercise for FY 2015-16 completed in Q3 FY 2016-17, the RBI pointed out certain modifications in the Banks' asset classification and provisioning as detailed in the table below:

Sr. No.	Particulars	(₹ in crores)
1	Gross NPAs as on 31 March, 2016, as reported by the Bank	6,087.51
2	Gross NPAs as on 31 March, 2016, as assessed by RBI	15,565.41
3	Divergence in Gross NPAs (2-1)	9,477.90
4	Net NPAs as on 31 March, 2016, as reported by the Bank	2,522.14
5	Net NPAs as on 31 March, 2016, as assessed by RBI	9,685.24
6	Divergence in Net NPAs (5-4)	7,163.10
7	Provisions for NPAs as on 31 March, 2016, as reported by the Bank	3,393.37
8	Provisions for NPAs as on 31 March, 2016, as assessed by RBI	5,708.17
9	Divergence in provisioning (8-7)	2,314.80
10	Reported Net Profit after Tax (PAT) for the year ended 31 March, 2016	8,223.66
11	Adjusted (notional) Net Profit after Tax (PAT) for the year ended 31 March, 2016 after taking into account the divergence in provisioning	6,687.79

- The Bank has duly considered the impact of the above in the Financial Statements for the year ended 31 March 2017.
- Of the above:
 - Based on operations in the borrower accounts subsequent to 31 March 2016, accounts with value of ₹5,260 crores were recognized as NPAs in Q1 and Q2 of FY 2016-17, prior to the Risk Based Supervision exercise for 2016.
 - Based on operations in the borrower accounts subsequent to 31 March 2016, accounts with value of ₹1,811 crores were recognized as NPA in Q3 of FY 2016-17.
 - The balance accounts with value of ₹2,408 crores continued to remain standard as on 31 March, 2017 upon resolution of irregularity in those accounts.

NOTES (CONT.)

1.1.4 Earnings Per Share ('EPS')

The details of EPS computation is set out below:

As at	31 March, 2017	31 March, 2016
Basic and Diluted earnings for the year (Net profit after tax) (₹ in crores)	3,953.03	8,349.67
Basic weighted average no. of shares (in crores)	238.93	237.73
Add: Equity shares for no consideration arising on grant of stock options under ESOP (in crores)	0.94	1.30
Diluted weighted average no. of shares (in crores)	239.87	239.03
Basic EPS (₹)	16.54	35.12
Diluted EPS (₹)	16.48	34.93
Nominal value of shares (₹)	2.00	2.00

Dilution of equity is on account of 9,429,479 (previous year 13,010,331) stock options.

1.1.5 Employee Stock Options Scheme ('the Scheme')

In February 2001, pursuant to the approval of the shareholders at the Extraordinary General Meeting, the Bank approved an Employee Stock Option Scheme. Under the Scheme, the Bank is authorised to issue upto 65,000,000 equity shares to eligible employees. Eligible employees are granted an option to purchase shares subject to vesting conditions. Further, over the period June 2004 to July 2013, pursuant to the approval of the shareholders at Annual General Meetings, the Bank approved an ESOP scheme for additional options aggregating 175,087,000. The options vest in a graded manner over 3 years. The options can be exercised within three/five years from the date of the vesting as the case may be. Within the overall ceiling of 240,087,000 stock options approved for grant by the shareholders as stated earlier, the Bank is also authorised to issue options to employees and directors of the subsidiary companies.

239,119,950 options have been granted under the Scheme till the previous year ended 31 March, 2016.

On 26 April, 2016, the Bank granted 7,153,000 stock options (each option representing entitlement to one equity share of the Bank) to its eligible employees/directors of the Bank/subsidiary companies at a price of ₹469.90 per option.

Stock option activity under the Scheme for the year ended 31 March, 2017 is set out below:

	Options outstanding	Range of exercise prices (₹)	Weighted average exercise price (₹)	Weighted average remaining contractual life (Years)
Outstanding at the beginning of the year	35,527,310	217.33 to 535.00	327.56	3.33
Granted during the year	7,153,000	469.90	469.90	-
Forfeited during the year	(690,050)	217.33 to 535.00	455.72	-
Expired during the year	(74,853)	217.33 to 289.51	257.56	-
Exercised during the year	(12,204,283)	217.33 to 535.00	268.81	-
Outstanding at the end of the year	29,711,124	217.33 to 535.00	383.16	3.98
Exercisable at the end of the year	15,934,524	217.33 to 535.00	319.45	2.41

The weighted average share price in respect of options exercised during the year was ₹507.67.

Stock option activity under the Scheme for the year ended 31 March, 2016 is set out below:

	Options outstanding	Range of exercise prices (₹)	Weighted average exercise price (₹)	Weighted average remaining contractual life (Years)
Outstanding at the beginning of the year	41,829,791	100.65 to 306.54	269.17	3.13
Granted during the year	7,144,500	486.25 to 535.00	532.95	-
Forfeited during the year	(970,750)	100.65 to 535.00	350.00	-
Expired during the year	(166,604)	100.65 to 289.51	218.92	-
Exercised during the year	(12,309,627)	100.65 to 306.54	248.05	-
Outstanding at the end of the year	35,527,310	217.33 to 535.00	327.56	3.33
Exercisable at the end of the year	19,856,810	217.33 to 306.54	268.07	1.74

The weighted average share price in respect of options exercised during the year was ₹495.51.

Fair Value Methodology

On applying the fair value based method in Guidance Note on 'Accounting for Employee Share-based Payments' the impact on reported net profit and EPS would be as follows:

	31 March, 2017	31 March, 2016
Net Profit (as reported) (₹ in crores)	3,953.03	8,349.67
Add: Stock based employee compensation expense included in net income (₹ in crores)	-	-
Less: Stock based employee compensation expense determined under fair value based method (proforma) (₹ in crores)	(101.47)	(103.06)
Net Profit (Proforma) (₹ in crores)	3,851.56	8,246.61
Earnings per share: Basic (in ₹)		
As reported	16.54	35.12
Proforma	16.12	34.69
Earnings per share: Diluted (in ₹)		
As reported	16.48	34.93
Proforma	16.06	34.51

The fair value of the options is estimated on the date of the grant using the Black-Scholes options pricing model, with the following assumptions:

	31 March, 2017	31 March, 2016
Dividend yield	1.29%	1.40%
Expected life	2.57-4.57 years	2.57-4.57 years
Risk free interest rate	7.15% to 7.39%	7.61% to 7.78%
Volatility	32.92% to 35.75%	34.85% to 36.51%

Volatility is the measure of the amount by which a price has fluctuated or is expected to fluctuate during a period. The measure of volatility used in the Black-Scholes options pricing model is the annualised standard deviation of the continuously compounded rates of return on the stock over a period of time. For calculating volatility, the daily volatility of the stock prices on the National Stock Exchange, over a period prior to the date of grant, corresponding with the expected life of the options has been considered.

The weighted average fair value of options granted during the year ended 31 March, 2017 is ₹153.66 (previous year ₹178.22).

NOTES (CONT.)

1.1.6 Proposed Dividend

The Board of Directors, in their meeting held on 26 April, 2017 have proposed a final dividend of ₹5 per equity share amounting to ₹1,403.99 crores, inclusive of corporate dividend tax. The proposal is subject to the approval of shareholders at the Annual General Meeting. In terms of revised Accounting Standard (AS) 4 'Contingencies and Events occurring after the Balance sheet date' as notified by the Ministry of Corporate Affairs through amendments to Companies (Accounting Standards) Amendment Rules, 2016, dated 30 March, 2016, such proposed dividend has not been recognised as a liability as on 31 March, 2017.

Dividend paid during the year, represents dividend (₹5 per equity share) for the year ended 31 March, 2016 paid pursuant to approval of shareholders at Annual General Meeting held on 22 July, 2016.

1.1.7 Segmental reporting

The business of the Bank is divided into four segments: Treasury, Retail Banking, Corporate/Wholesale Banking, and Other Banking Business. These segments have been identified and based on RBI's revised guidelines on Segment Reporting issued on 18 April 2007 vide Circular No. DBOD.No.BP:BC.81/21.04.018/2006-07. The principal activities of these segments are as under.

Segment	Principal Activities
Treasury	Treasury operations include investments in sovereign and corporate debt, equity and mutual funds, trading operations, derivative trading and foreign exchange operations on the proprietary account and for customers. The Treasury segment also includes the central funding unit.
Retail Banking	Constitutes lending to individuals/small businesses through the branch network and other delivery channels subject to the orientation, nature of product, granularity of the exposure and the quantum thereof. Retail Banking activities also include liability products, card services, internet banking, mobile banking, ATM services, depository, financial advisory services and NRI services.
Corporate/Wholesale Banking	Includes corporate relationships not included under Retail Banking, corporate advisory services, placements and syndication, project appraisals, capital market related services and cash management services.
Other Banking Business	Includes para banking activities like third party product distribution and other banking transactions not covered under any of the above three segments.

Business segments in respect of operations of the subsidiaries have been identified and reported taking into account the customer profile, the nature of product and services and the organisation structure.

Revenues of the Treasury segment primarily consist of fees and gains or losses from trading operations and interest income on the investment portfolio. The principal expenses of the segment consist of interest expense on funds borrowed from external sources and other internal segments, premises expenses, personnel costs, other direct overheads and allocated expenses.

Revenues of the Corporate/Wholesale Banking segment consist of interest and fees earned on loans given to customers falling under this segment and fees arising from transaction services and merchant banking activities such as syndication and debenture trusteeship. Revenues of the Retail Banking segment are derived from interest earned on loans classified under this segment and fees for banking and advisory services, ATM interchange fees and cards products. Expenses of the Corporate/Wholesale Banking and Retail Banking segments primarily comprise interest expense on deposits and funds borrowed from other internal segments, infrastructure and premises expenses for operating the branch network and other delivery channels, personnel costs, other direct overheads and allocated expenses.

Segment income includes earnings from external customers and from funds transferred to the other segments. Segment result includes revenue as reduced by interest expense and operating expenses and provisions, if any, for that segment. Segment-wise income and expenses include certain allocations. Inter segment interest income and interest expense represent the transfer price received from and paid to the Central Funding Unit (CFU) respectively. For this purpose, the funds transfer pricing mechanism presently followed by the Bank, which is based on historical matched maturity and internal benchmarks, has been used. Operating expenses other than those directly attributable to segments are allocated to the segments based on an activity-based costing methodology. All activities in the Bank are segregated segment-wise and allocated to the respective segment.

Segmental results are set out below:

(₹ in crores)

	31 March, 2017				
	Treasury	Corporate/ Wholesale Banking	Retail Banking	Other Banking Business	Total
Segment Revenue					
Gross interest income (external customers)	11,684.45	16,364.82	17,125.82	0.00	45,175.09
Other income	4,467.90	3,421.50	3,239.84	1,292.36	12,421.60
Total income as per Profit and Loss Account	16,152.35	19,786.32	20,365.66	1,292.36	57,596.69
Add/(less) inter segment interest income	48,713.22	5,358.37	18,029.89	-	72,101.48
Total segment revenue	64,865.57	25,144.69	38,395.55	1,292.36	129,698.17
Less: Interest expense (external customers)	12,531.94	949.39	13,308.00	0.01	26,789.34
Less: Inter segment interest expense	47,974.47	11,937.93	12,188.50	0.58	72,101.48
Less: Operating expenses	465.33	3,521.52	8,398.30	340.48	12,725.63
Operating profit	3,893.83	8,735.85	4,500.75	951.29	18,081.72
Less: Provision for non-performing assets/others*	1,228.96	10,057.64	841.32	-	12,127.92
Segment result	2,664.87	(1,321.79)	3,659.43	951.29	5,953.80
Less: Provision for tax					1,986.77
Net Profit before minority interest and earnings from Associate					3,967.03
Less: Minority Interest					14.00
Add: Share of Profit in Associate					-
Extraordinary profit/loss					-
Net Profit					3,953.03
Segment assets	209,880.80	207,804.80	187,276.45	782.46	605,744.51
Unallocated assets					5,717.50
Total assets					611,462.01
Segment liabilities	198,146.86	123,007.05	233,695.38	153.95	555,003.24
Unallocated liabilities ⁽¹⁾					78.42
Total liabilities					555,081.66
Net assets	11,733.94	84,797.75	(46,418.93)	628.51	56,380.35
Capital Expenditure for the year	26.76	215.57	436.60	18.60	697.53
Depreciation on fixed assets for the year	20.84	166.08	325.46	14.29	526.67

⁽¹⁾ Includes minority interest of ₹61.31 crores

* represents material non-cash items other than depreciation

NOTES (CONT.)

(₹ in crores)

	31 March, 2016				
	Treasury	Corporate/ Wholesale Banking	Retail Banking	Other Banking Business	Total
Segment Revenue					
Gross interest income (external customers)	11,223.76	15,664.85	14,520.61	0.03	41,409.25
Other income	2,526.88	3,543.79	2,802.26	1,082.05	9,954.98
Total income as per Profit and Loss Account	13,750.64	19,208.64	17,322.87	1,082.08	51,364.23
Add/(less) inter segment interest income	46,475.49	4,816.81	16,769.97	-	68,062.27
Total segment revenue	60,226.13	24,025.45	34,092.84	1,082.08	1,19,426.50
Less: Interest expense (external customers)	11,581.63	688.24	12,074.37	-	24,344.24
Less: Inter segment interest expense	44,734.13	11,743.24	11,584.76	0.14	68,062.27
Less: Operating expenses	401.76	2,725.83	7,159.04	324.74	10,611.37
Operating profit	3,508.61	8,868.14	3,274.67	757.20	16,408.62
Less: Provision for non-performing assets/others*	189.97	3,014.39	514.29	-	3,718.65
Segment result	3,318.64	5,853.75	2,760.38	757.20	12,689.97
Less: Provision for tax					4,332.38
Net Profit before minority interest and earnings from Associate					8,357.59
Less: Minority Interest					7.92
Add: Share of Profit in Associate					-
Extraordinary profit/loss					-
Net Profit					8,349.67
Segment assets	189,206.69	197,317.53	156,752.54	677.50	543,954.26
Unallocated assets					2,432.35
Total assets					546,386.61
Segment liabilities	186,143.85	93,135.46	213,406.72	84.98	492,771.01
Unallocated liabilities ⁽¹⁾					56.84
Total liabilities					492,827.85
Net assets	3,062.84	104,182.07	(56,654.18)	592.52	53,558.76
Capital Expenditure for the year	60.37	418.83	874.63	29.84	1,383.67
Depreciation on fixed assets for the year	21.03	140.53	288.42	11.41	461.39

⁽¹⁾ Includes minority interest of ₹39.05 crores

* represents material non-cash items other than depreciation

Geographic Segments

(₹ in crores)

	Domestic		International		Total	
	31 March, 2017	31 March, 2016	31 March, 2017	31 March, 2016	31 March, 2017	31 March, 2016
Revenue	54,750.01	48,466.41	2,846.68	2,897.82	57,596.69	51,364.23
Assets	551,877.12	488,567.02	59,584.89	57,819.59	611,462.01	546,386.61
Capital Expenditure for the year	696.65	1,378.32	0.88	5.35	697.53	1,383.67
Depreciation on fixed assets for the year	521.32	452.92	5.35	8.47	526.67	461.39

1.1.8 Related party disclosure

The related parties of the Group are broadly classified as:

a) Promoters

The Bank has identified the following entities as its Promoters.

- Administrator of the Specified Undertaking of the Unit Trust of India (SUUTI)
- Life Insurance Corporation of India (LIC)
- General Insurance Corporation and four Government-owned general insurance companies – New India Assurance Co. Limited, National Insurance Co. Limited, United India Insurance Co. Limited and The Oriental Insurance Co. Limited.

b) Key Management Personnel

- Ms. Shikha Sharma (Managing Director & Chief Executive Officer)
- Mr. V. Srinivasan (Deputy Managing Director)
- Mr. Rajesh Dahiya [Executive Director (Corporate Centre)] with effect from 4 August, 2016
- Mr. Rajiv Anand [Executive Director (Retail Banking)] with effect from 4 August, 2016
- Mr. Sanjeev K. Gupta [Executive Director (Corporate Centre)] upto 18 March, 2016

c) Relatives of Key Management Personnel

Mr. Sanjaya Sharma, Ms. Usha Bharadwaj, Mr. Tilak Sharma, Ms. Tvisha Sharma, Dr. Sanjiv Bharadwaj, Dr. Prashant Bharadwaj, Dr. Brevis Bharadwaj, Dr. Reena Bharadwaj, Ms. Gayathri Srinivasan, Ms. Vanjulam Varadarajan, Mr. V. Satish, Ms. Camy Satish, Ms. Ananya Srinivasan, Ms. Anagha Srinivasan, Ms. Geetha N., Ms. Chitra R., Ms. Sumathi N., Mr. S. Ranganathan, Mr. R. Narayan, Ms. Gitanjali Anand, Ms. Tara Anand, Ms. Nandita Anand, Mr. P.L. Narain, Mr. P. Srinivas, Ms. Ratna Rao Shekar, Ms. P. Kamashi, Ms. Hemant Dahiya, Ms. Arooshi Dahiya, Ms. Mallika Dahiya, Ms. Jal Medha, Ms. Pooja Rathi, Mr. Jai Prakash Dahiya.

The significant transactions between the Bank and related parties during the year ended 31 March, 2017 and 31 March, 2016 are given below. A specific related party transaction is disclosed as a significant related party transaction wherever it exceeds 10% of the aggregate value of all related party transactions in that category:

- Dividend paid: Administrator of The Specified Undertaking of the Unit Trust of India ₹137.42 crores (previous year ₹126.43 crores), Life Insurance Corporation of India ₹174.43 crores (previous year ₹130.91 crores)
- Interest paid: Administrator of The Specified Undertaking of the Unit Trust of India ₹73.12 crores (previous year ₹70.97 crores), Life Insurance Corporation of India ₹543.21 crores (previous year ₹530.85 crores)
- Interest received: Life Insurance Corporation of India ₹1.48 crores (previous year ₹0.37 crores) and New India Assurance Company Ltd. ₹0.13 crores (previous year ₹0.01 crores), Mr. Rajiv Anand ₹0.54 crores (previous year not applicable)
- Investment in non-equity instruments of related party: National Insurance Company Ltd. ₹110.00 crores (previous year Nil)
- Investment of related party in the Bank: Ms. Shikha Sharma ₹29.66 crores (previous year ₹16.08 crores), Mr. V. Srinivasan ₹12.03 crores (previous year ₹11.52 crores), Mr. Sanjeev K. Gupta N.A. (previous year ₹11.43 crores)

NOTES (CONT.)

- Investment of related party in bonds of the Bank: Life Insurance Corporation of India ₹1,000 crores (previous year Nil)
- Redemption of debt: Life Insurance Corporation of India Nil (previous year ₹50.00 crores), General Insurance Corporation ₹50.00 crores (previous year Nil), United India Insurance ₹20.00 crores (previous year Nil)
- Sale of Investments: General Insurance Corporation of India ₹390.00 crores (previous year ₹195.00 crores), New India Assurance Company Ltd. ₹200.00 crores (previous year Nil), National Insurance Company Ltd. ₹50.00 crores (previous year ₹80.12 crores), United India Insurance Company Ltd. ₹55.09 crores (previous year ₹50.00 crores)
- Management Contracts: Ms. Shikha Sharma ₹5.42 crores (previous year ₹5.37 crores), Mr. V. Srinivasan ₹3.36 crores (previous year ₹3.39 crores), Mr. Rajiv Anand ₹1.50 crores (previous year not applicable) Mr. Sanjeev K. Gupta N.A. (previous year ₹4.41 crores)
- Contribution to employee benefit fund: Life Insurance Corporation of India ₹15.75 crores (previous year ₹15.67 crores)
- Placement of Deposit by the Bank (net): Life Insurance Corporation of India Nil (previous year ₹0.08 crores)
- Advance granted (net): Life Insurance Corporation of India Ltd. ₹0.67 crores (previous year ₹1.05 crores)
- Advance repaid: Ms. Shikha Sharma ₹0.04 crores (previous year ₹0.04 crores), Mr. Rajesh Dahiya ₹0.16 crores (previous year not applicable), Mr. Sanjeev K. Gupta N.A. (previous year ₹0.62 crores)
- Receiving of services: Oriental Insurance Company Ltd. ₹75.00 crores (previous year ₹57.88 crores), New India Assurance Company Ltd. ₹18.09 crores (previous year ₹14.39 crores)
- Rendering of services: Life Insurance Corporation of India ₹1.45 crores (previous year ₹2.03 crores), Oriental Insurance Company Ltd. ₹0.61 crores (previous year ₹0.47 crores), New India Assurance Company Ltd. ₹0.37 crores (previous year ₹0.26 crores)
- Other reimbursement to related party: Life Insurance Corporation of India ₹0.41 crores (previous year ₹0.40 crores)

The details of transactions of the Bank with its related parties during the year ended 31 March, 2017 are given below:

Items/Related Party	(₹ in crores)			Total
	Promoters	Key Management Personnel	Relatives of Key Management Personnel	
Dividend paid	354.69	0.70	-	355.39
Interest paid	666.31	0.14	0.16	666.61
Interest received	1.61	0.55	-	2.16
Investment in non-equity instrument of related party	110.00	-	-	110.00
Investment of related party in the Bank	-	46.45	-	46.45
Investment of related party in Hybrid capital/Bonds of the Bank	1,050.00	-	-	1,050.00
Redemption of Hybrid capital/Bonds of the Bank	70.00	-	-	70.00
Purchase of investments	-	-	-	-
Sale of investments	758.78	3.52	0.11	762.41
Management contracts	-	11.35	-	11.35
Contribution to employee benefit fund	15.75	-	-	15.75
Purchase of fixed assets	-	-	-	-
Sale of fixed assets	-	-	-	-
Placement of deposits	-	-	-	-

(₹ in crores)

Items/Related Party	Promoters	Key Management Personnel	Relatives of Key Management Personnel	Total
Repayment of deposits	-	-	-	-
Non-funded commitments (issued)	0.05	-	-	0.05
Advance granted (net)	0.67	-	-	0.67
Advance repaid	-	0.20	-	0.20
Receiving of services	100.67	-	-	100.67
Rendering of services	2.43	0.05	-	2.48
Other reimbursements from related party	-	-	-	-
Other reimbursements to related party	0.41	-	-	0.41

The balances payable to/receivable from the related parties of the Bank as on 31 March, 2017 are given below:

(₹ in crores)

Items/Related Party	Promoters	Key Management Personnel	Relatives of Key Management Personnel	Total
Borrowings from the Bank	-	-	-	-
Deposits with the Bank	7,951.11	1.90	2.99	7,956.00
Placement of deposits	0.38	-	-	0.38
Advances	13.57	10.35	0.02	23.94
Investment in non-equity instruments of related party	56.10	-	-	56.10
Investment of related party in the Bank	137.76	0.41	-	138.17
Non-funded commitments	3.14	-	-	3.14
Investment of related party in Hybrid capital/ Bonds of the Bank	4,300.00	-	-	4,300.00
Payable under management contracts	-	0.81	-	0.81
Other receivables (net)	-	-	-	-
Other payables (net)	-	-	-	-

The maximum balances payable to/receivable from the related parties of the Bank during the year ended 31 March, 2017 are given below:

(₹ in crores)

Items/Related Party	Promoters	Key Management Personnel	Relatives of Key Management Personnel	Total
Borrowings from the Bank	-	-	-	-
Deposits with the Bank	9,003.33	10.82	3.53	9,017.68
Placement of deposits	0.38	-	-	0.38
Advances	25.70	10.52	0.08	36.30
Investment of related party in the Bank	141.89	0.41	-	142.30
Investment in non-equity instrument of the Bank	110.00	-	-	110.00
Non-funded commitments	3.21	-	-	3.21
Investment of related party in Hybrid Capital/Bonds of the Bank	4,355.00	-	-	4,355.00
Payable under management contracts	-	1.37	-	1.37
Other receivables (net)	-	-	-	-
Other payables (net)	-	-	-	-

NOTES (CONT.)

The details of transactions of the Bank with its related parties during the year ended 31 March, 2016 are given below:

(₹ in crores)

Items/Related Party	Promoters	Key Management Personnel	Relatives of Key Management Personnel	Total
Dividend paid	299.18	0.40	-	299.58
Interest paid	644.89	0.07	0.32	645.28
Interest received	0.38	0.03	-	0.41
Investment of related party in the Bank	-	39.03	-	39.03
Redemption of Hybrid capital/Bonds of the Bank	50.00	-	-	50.00
Purchase of investments	-	-	-	-
Sale of investments	325.12	-	-	325.12
Management contracts	-	13.18	-	13.18
Contribution to employee benefit fund	15.67	-	-	15.67
Purchase of fixed assets	-	-	-	-
Sale of fixed assets	-	-	-	-
Placement of deposits	0.08	-	-	0.08
Non-funded commitments (issued)	0.13	-	-	0.13
Advance granted (net)	1.05	-	-	1.05
Advance repaid	-	0.66	-	0.66
Receiving of services	79.24	-	-	79.24
Rendering of services	2.76	0.03	-	2.79
Other reimbursements from related party	-	-	-	-
Other reimbursements to related party	0.40	-	-	0.40

The balances payable to/receivable from the related parties of the Bank as on 31 March, 2016 are given below:

(₹ in crores)

Items/Related Party	Promoters	Key Management Personnel	Relatives of Key Management Personnel	Total
Borrowings from the Bank	-	-	-	-
Deposits with the Bank	7,839.14	1.03	1.97	7,842.14
Placement of deposits	0.38	-	-	0.38
Advances	12.89	0.37	0.03	13.29
Investment of related party in the Bank	141.68	0.28	-	141.96
Non-funded commitments	3.17	-	-	3.17
Investment of related party in Hybrid Capital/Bonds of the Bank	3,320.00	-	-	3,320.00
Payable under management contracts	-	1.37	-	1.37
Other receivables (net)	-	-	-	-
Other payables (net)	-	-	-	-

The maximum balances payable to/receivable from the related parties of the Bank during the year ended 31 March, 2016 are given below:

Items/Related Party	(₹ in crores)			Total
	Promoters	Key Management Personnel	Relatives of Key Management Personnel	
Borrowings from the Bank	-	-	-	-
Deposits with the Bank	12,103.47	9.76	10.21	12,123.44
Placement of deposits	0.41	-	-	0.41
Advances	19.91	0.99	0.09	20.99
Investment of related party in the Bank	143.43	0.28	-	143.71
Non-funded commitments	3.19	-	-	3.19
Investment of related party in Hybrid capital/Bonds of the Bank	3,370.00	-	-	3,370.00
Payable under management contracts	-	1.64	-	1.64
Other receivables (net)	-	-	-	-
Other payables (net)	-	-	-	-

1.1.9 Leases

Disclosure in respect of assets taken on operating lease

This comprise of office premises/ATMs, cash deposit machines, electronic data capturing machines and IT equipment.

	(₹ in crores)	
	31 March, 2017	31 March, 2016
Future lease rentals payable as at the end of the year:		
- Not later than one year	700.14	672.00
- Later than one year and not later than five years	2,175.20	2,136.83
- Later than five years	1,470.68	1,280.66
Total of minimum lease payments recognised in the Profit and Loss Account for the year	775.78	511.36

There are no provisions relating to contingent rent.

The terms of renewal/purchase options and escalation clauses are those normally prevalent in similar agreements.

There are generally no undue restrictions or onerous clauses in the agreements.

1.1.10 Other Fixed Assets (including furniture & fixtures)

The movement in fixed assets capitalized as application software is given below:

Particulars	(₹ in crores)	
	31 March, 2017	31 March, 2016
At cost at the beginning of the year	887.14	741.94
Additions during the year	213.39	148.17
Deductions during the year	(0.04)	(2.97)
Accumulated depreciation as at 31 March	(719.32)	(582.79)
Closing balance as at 31 March	381.17	304.35
Depreciation charge for the year	136.56	107.57

NOTES (CONT.)

1.1.11 The major components of deferred tax assets and deferred tax liabilities arising out of timing differences are as under:

As at	(₹ in crores)	
	31 March, 2017	31 March, 2016
Deferred tax assets on account of provisions for doubtful debts	4,739.05	1,715.49
Deferred tax assets on account of amortisation of HTM investments	12.80	26.33
Deferred tax assets on account of provision for employee benefits	98.36	74.25
Deferred tax assets on account of other items	314.77	327.50
Deferred tax assets	5,164.98	2,143.57
Deferred tax liability on account of depreciation on fixed assets	92.01	48.64
Deferred tax liabilities on account of other items	1.11	126.69
Deferred tax liabilities	93.12	175.33
Net deferred tax asset	5,071.86	1,968.24

1.1.12 Employee Benefits

Group

Provident Fund

The contribution to the employee's provident fund (including Employee Pension Scheme) of the Group amounted to ₹154.12 crores for the year ended 31 March, 2017 (previous year ₹130.35 crores).

Axis Bank Ltd.

The rules of the Bank's Provident Fund administered by a Trust require that if the Board of Trustees are unable to pay interest at the rate declared for Employees' Provident Fund by the Government under para 60 of the Employees' Provident Fund Scheme, 1952 for the reason that the return on investment is less or for any other reason, then the deficiency shall be made good by the Bank. Based on an actuarial valuation conducted by an independent actuary, there is no deficiency as at the Balance Sheet date for the Bank.

The following tables summarise the components of net benefit expenses recognised in the Profit and Loss Account and funded status and amounts recognised in the Balance Sheet for the Provident Fund benefit plan.

Profit and Loss Account

Net employee benefit expenses (recognised in payments to and provisions for employees)

	(₹ in crores)	
	31 March, 2017	31 March, 2016
Current Service Cost	76.80	65.55
Interest on Defined Benefit Obligation	115.68	99.45
Expected Return on Plan Assets	(135.93)	(117.69)
Net Actuarial Losses/(Gains) recognised in the year	20.25	18.25
Total included in "Employee Benefit Expense" [Schedule 16(I)]	76.80	65.56
Actual Return on Plan Assets	136.51	99.04

Balance Sheet

Details of provision for provident fund

	(₹ in crores)	
	31 March, 2017	31 March, 2016
Fair Value of Plan Assets	1,687.15	1,437.90
Present Value of Funded Obligations	(1,687.15)	(1,437.90)
Net Asset	-	-
Amounts in Balance Sheet		
Liabilities	-	-
Assets	-	-
Net Asset (included under Schedule 11 – Other Assets)	-	-

Changes in the present value of the defined benefit obligation are as follows:

	(₹ in crores)	
	31 March, 2017	31 March, 2016
Change in Defined Benefit Obligation		
Opening Defined Benefit Obligation	1,437.90	1,240.83
Current Service Cost	76.80	65.55
Interest Cost	115.68	99.45
Actuarial Losses/(Gains)	20.83	12.08
Employees Contribution	181.16	160.81
Liability transferred from/to other companies	(22.88)	(11.96)
Benefits Paid	(122.34)	(128.86)
Closing Defined Benefit Obligation	1,687.15	1,437.90

Changes in the fair value of plan assets are as follows:

	(₹ in crores)	
	31 March, 2017	31 March, 2016
Change in the Fair Value of Assets		
Opening Fair Value of Plan Assets	1,437.90	1,240.83
Expected Return on Plan Assets	135.93	117.69
Actuarial Gains/(Losses)	0.58	(6.16)
Employer contribution during the period	76.80	65.55
Employee contribution during the period	181.16	160.81
Assets transferred from/to other companies	(22.88)	(11.96)
Benefits Paid	(122.34)	(128.86)
Closing Fair Value of Plan Assets	1,687.15	1,437.90

Experience adjustments*

	(₹ in crores)			
	31 March, 2017	31 March, 2016	31 March, 2015	31 March, 2014
Defined Benefit Obligations	1,687.15	1,437.90	1,240.83	1,013.25
Plan Assets	1,687.15	1,437.90	1,240.83	1,013.25
Surplus/(Deficit)	-	-	-	-
Experience Adjustments on Plan Liabilities	20.83	12.08	(1.78)	53.03
Experience Adjustments on Plan Assets	0.58	(6.16)	(3.99)	41.42

* information provided to the extent available with the Bank

NOTES (CONT.)

Major categories of plan assets (managed by Insurers) as a percentage of fair value of total plan assets

	31 March, 2017 %	31 March, 2016 %
Government securities	53.74	53.04
Bonds, debentures and other fixed income instruments	31.81	30.74
Equity shares	1.66	-
Others	12.79	16.22

Principal actuarial assumptions at the balance sheet date:

	31 March, 2017	31 March, 2016
Discount rate for the term of the obligation	7.40%	7.95%
Average historic yield on the investment portfolio	9.11%	9.01%
Discount rate for the remaining term to maturity of the investment portfolio	6.93%	7.94%
Expected investment return	9.58%	9.02%
Guaranteed rate of return	8.65%	8.75%

Superannuation

The Bank contributed ₹15.69 crores to the employee's superannuation plan for the year ended 31 March, 2017 (previous year ₹15.61 crores).

Group

Leave Encashment

The actuarial liability of compensated absences of accumulated privileged leave of the employees of the Group is given below.

(₹ in crores)

	As at 31 March, 2017				
	Axis Bank Ltd.	Axis Capital Ltd.	Axis Securities Ltd.	Axis Asset Management Company Ltd.	Axis Finance Ltd.
Actuarial liability – Privilege Leave	247.46	0.11	0.27	0.62	0.15
Total Expense included under Schedule 16 (I)	79.87	0.12	0.36	0.28	0.07
Assumptions					
Discount rate	7.40% p.a.	6.82% p.a.	6.15% p.a.	6.82% p.a.	7.39% p.a.
Salary escalation rate	7.00% p.a.	7.00% p.a.	7.00% p.a.	9.00% p.a.	7.00% p.a.

(₹ in crores)

	As at 31 March, 2016				
	Axis Bank Ltd.	Axis Capital Ltd.	Axis Securities Ltd.	Axis Asset Management Company Ltd.	Axis Finance Ltd.
Actuarial liability – Privilege Leave	209.10	0.11	0.17	0.41	0.13
Total Expense included under Schedule 16 (I)	34.49	-*	(0.27)	0.12	0.09
Assumptions					
Discount rate	7.95% p.a.	7.85% p.a.	7.20% p.a.	8.00% p.a.	7.96% p.a.
Salary escalation rate	7.00% p.a.	7.00% p.a.	7.00% p.a.	9.00% p.a.	7.00% p.a.

*less than ₹50,000

Group

Gratuity

The following tables summarize the components of net benefit expenses recognised in the Profit and Loss Account and the funded status and amounts recognised in the Balance Sheet for the Gratuity benefit plan.

Profit and Loss Account

Net employee benefit expenses (recognised in payments to and provisions for employees)

	(₹ in crores)	
	31 March, 2017	31 March, 2016
Current Service Cost	34.52	31.68
Interest on Defined Benefit Obligation	21.19	18.94
Expected Return on Plan Assets	(18.84)	(16.42)
Net Actuarial Losses/(Gains) recognised in the year	26.79	9.51
Past Service Cost	0.36	-
Total included in "Employee Benefit Expense" [Schedule 16(l)]	64.02	43.71
Actual Return on Plan Assets	17.17	11.14

Balance Sheet

Details of provision for gratuity

	(₹ in crores)	
	31 March, 2017	31 March, 2016
Present Value of Funded Obligations	(298.44)	(244.85)
Present Value of un-funded Obligations	(3.01)	(1.99)
Fair Value of Plan Assets	290.10	243.00
Net (Liability)/Asset	(11.35)	(3.84)
Amounts in Balance Sheet		
Liabilities (included under Schedule 5 – Other Liabilities)	(11.35)	(3.85)
Assets (included under Schedule 11 – Other Assets)	-	0.01
Net (Liability)/Asset	(11.35)	(3.84)

Changes in the present value of the defined benefit obligation are as follows:

	(₹ in crores)	
	31 March, 2017	31 March, 2016
Change in Defined Benefit Obligation		
Opening Defined Benefit Obligation	246.84	219.95
Current Service Cost	34.52	31.68
Interest Cost	21.19	18.94
Actuarial Losses/(Gains)	25.11	4.23
Past Service Cost	0.19	-
Liabilities transferred in	0.17	-
Benefits Paid	(26.57)	(27.96)
Closing Defined Benefit Obligation	301.45	246.84

NOTES (CONT.)

Changes in the fair value of plan assets are as follows:

	(₹ in crores)	
	31 March, 2017	31 March, 2016
Opening Fair Value of Plan Assets	243.00	219.26
Expected Return on Plan Assets	18.84	16.42
Actuarial Gains/(Losses)	(1.68)	(5.28)
Contributions by Employer	56.52	40.38
Benefits Paid	(26.57)	(27.78)
Closing Fair Value of Plan Assets	290.11	243.00

Experience adjustments

	(₹ in crores)				
	31 March, 2017	31 March, 2016	31 March, 2015	31 March, 2014	31 March, 2013
Defined Benefit Obligations	301.45	246.84	219.95	168.99	147.25
Plan Assets	290.11	243.00	219.26	171.76	152.17
Surplus/(Deficit)	(11.34)	(3.84)	(0.69)	2.77	4.92
Experience Adjustments on Plan Liabilities	7.09	2.98	0.76	7.45	4.66
Experience Adjustments on Plan Assets	(1.68)	(5.28)	1.39	2.30	2.07

Axis Bank Ltd.

Major categories of plan assets (managed by Insurers) as a percentage of fair value of total plan assets

	31 March, 2017 %	31 March, 2016 %
Government securities	37.30	49.15
Bonds, debentures and other fixed income instruments	47.98	39.34
Money market instruments	8.66	5.69
Equity shares	3.52	2.62
Others	2.54	3.20

Principal actuarial assumptions at the balance sheet date:

	31 March, 2017	31 March, 2016
Discount Rate	7.40% p.a.	7.95% p.a.
Expected rate of Return on Plan Assets	7.50% p.a.	7.50% p.a.
Salary Escalation Rate	7.00% p.a.	7.00% p.a.
Employee Turnover		
- 21 to 30 (age in years)	20.00%	19.00%
- 31 to 44 (age in years)	10.00%	8.00%
- 45 to 59 (age in years)	5.00%	4.00%

The estimates of future salary increases considered take into account the inflation, seniority, promotion and other relevant factors.

The expected rate of return on plan assets is based on the average long-term rate of return expected on investments of the Fund during the estimated term of the obligations.

As the contribution expected to be paid to the plan during the annual period beginning after the balance sheet date is based on various internal/external factors, a best estimate of the contribution is not determinable.

The above information is as certified by the actuary and relied upon by the auditors.

Axis Capital Ltd.

	31 March, 2017	31 March, 2016
The major categories of plan assets* as a percentage of fair value of total plan assets – Insurer Managed Funds	100.00	100.00

*composition of plan assets is not available

	31 March, 2017	31 March, 2016
Principal actuarial assumptions at the balance sheet date:		
Discount Rate	6.82% p.a.	7.85% p.a.
Expected rate of Return on Plan Assets	6.82% p.a.	7.85% p.a.
Salary Escalation Rate	7.00% p.a.	7.00% p.a.
Employee Turnover	7.00%	7.00%

The estimates of future salary increases, considered in actuarial valuation, take account of inflation, seniority, promotion and other relevant factors, such as supply and demand in the employment market.

The overall expected rate of return on assets is determined based on the market prices prevailing on that date, applicable to the period over which the obligation is to be settled.

The Company expects to contribute ₹1.36 crores as gratuity in the year 2017-18 (previous year ₹0.26 crores).

Axis Asset Management Company Ltd.

	31 March, 2017	31 March, 2016
Principal actuarial assumptions at the balance sheet date:		
Discount Rate	6.82% p.a.	8.00% p.a.
Expected rate of Return on Plan Assets	N.A.	N.A.
Salary Escalation Rate	9.00% p.a.	9.00% p.a.
Employee Turnover	10.00%	10.00%

The estimates of future salary increases, considered in actuarial valuation, take account of inflation, seniority, promotion and other relevant factors, such as supply and demand in the employment market.

Axis Securities Ltd.

	31 March, 2017	31 March, 2016
The major categories of plan assets* as a percentage of fair value of total plan assets – Insurer Managed Funds	100.00	100.00

*composition of plan assets is not available

	31 March, 2017	31 March, 2016
Principal actuarial assumptions at the balance sheet date:		
Discount Rate	6.15% p.a.	7.20% p.a.
Expected rate of Return on Plan Assets	7.00% p.a.	7.20% p.a.
Salary Escalation Rate	7.00% p.a.	7.00% p.a.
Employee Turnover	7.00%	7.00%

NOTES (CONT.)

The estimates of future salary increases considered take into account the inflation, seniority, promotion and other relevant factors.

The expected rate of return on plan assets is based on the average long-term rate of return expected on investments of the Fund during the estimated term of the obligations.

The Company expects to contribute ₹1.50 crore as gratuity in the year 2017-18 (previous year ₹ 1.00 crores)

Axis Finance Ltd.

	31 March, 2017	31 March, 2016
The major categories of plan assets* as a percentage of fair value of total plan assets – Insurer Managed Funds	100.00	100.00

*composition of plan assets is not available

	31 March, 2017	31 March, 2016
Principal actuarial assumptions at the balance sheet date:		
Discount Rate	7.39% p.a.	7.96% p.a.
Expected rate of Return on Plan Assets	7.39% p.a.	7.96% p.a.
Salary Escalation Rate	7.00% p.a.	7.00% p.a.
Employee Turnover	5.00%	5.00%

The estimates of future salary increases, considered in actuarial valuation, take account of inflation, seniority, promotion and other relevant factors, such as supply and demand in the employment market.

Axis Trustee Services Ltd.

	31 March, 2017	31 March, 2016
Principal actuarial assumptions at the balance sheet date:		
Discount Rate	6.85% p.a.	7.38% p.a.
Expected rate of Return on Plan Assets	N.A.	N.A.
Salary Escalation Rate	10.00% p.a.	15.00% p.a.
Employee Turnover	20.00%	30.00%

The estimates of future salary increases, considered in actuarial valuation, take account of inflation, seniority, promotion and other relevant factors, such as supply and demand in the employment market.

1.1.13 Provisions and contingencies

- a) Movement in provision for frauds included under other liabilities is set out below:

	(₹ in crores)	
	31 March, 2017	31 March, 2016
Opening balance at the beginning of the year	39.82	24.80
Additions during the year	23.47	15.78
Reductions on account of payments during the year	-	-
Reductions on account of reversals during the year	(3.89)	(0.76)
Closing balance at the end of the year	59.40	39.82

- b) Other liabilities include provision for reward points made on actuarial basis, the movement of which is set out below:

(₹ in crores)

	31 March, 2017	31 March, 2016
Opening provision at the beginning of the year	127.38	83.19
Provision made during the year	32.17	62.14
Reductions during the year	(49.10)	(17.95)
Closing provision at the end of the year	110.45	127.38

- c) Movement in provision for other contingencies is set out below:

(₹ in crores)

	31 March, 2017	31 March, 2016
Opening provision at the beginning of the year	539.09	1,058.68
Provision made during the year	1,036.59	1,342.21
Reductions during the year	(980.06)	(1,861.80)
Closing provision at the end of the year	595.62	539.09

The above provision includes contingent provision for advances/other exposures, legal cases and other contingencies.

1.1.14 Description of contingent liabilities

- a) Claims against the Group not acknowledged as debts

These represent claims filed against the Group in the normal course of business relating to various legal cases currently in progress. These also include demands raised by income tax authorities and disputed by the Group. Apart from claims assessed as possible, the Group holds provision of ₹26.61 crores as on 31 March, 2017 (previous year ₹26.00 crores) towards claims assessed as probable.

- b) Liability on account of forward exchange and derivative contracts

The Group enters into foreign exchange contracts, currency options/swaps, interest rate/currency futures and forward rate agreements on its own account and for customers. Forward exchange contracts are commitments to buy or sell foreign currency at a future date at the contracted rate. Currency swaps are commitments to exchange cash flows by way of interest/principal in two currencies, based on ruling spot rates. Interest rate swaps are commitments to exchange fixed and floating interest rate cash flows. Interest rate futures are standardised, exchange-traded contracts that represent a pledge to undertake a certain interest rate transaction at a specified price, on a specified future date. Forward rate agreements are agreements to pay or receive a certain sum based on a differential interest rate on a notional amount for an agreed period. A foreign currency option is an agreement between two parties in which one grants to the other the right to buy or sell a specified amount of currency at a specific price within a specified time period or at a specified future time. An Exchange Traded Currency Option contract is a standardised foreign exchange derivative contract, which gives the owner the right, but not the obligation, to exchange money denominated in one currency into another currency at a pre-agreed exchange rate on a specified date on the date of expiry. Currency Futures contract is a standardised, exchange-traded contract, to buy or sell a certain underlying currency at a certain date in the future, at a specified price.

- c) Guarantees given on behalf of constituents

As a part of its banking activities, the Bank issues guarantees on behalf of its customers to enhance their credit standing. Guarantees represent irrevocable assurances that the Bank will make payments in the event of the customer failing to fulfill its financial or performance obligations.

NOTES (CONT.)

d) Acceptances, endorsements and other obligations

These include documentary credit issued by the Bank on behalf of its customers and bills drawn by the Bank's customers that are accepted or endorsed by the Bank.

e) Other items for which the Group is contingently liable

Other items represent outstanding amount of bills rediscounted by the Bank, estimated amount of contracts remaining to be executed on capital account, notional principal on account of outstanding Tom/Spot foreign exchange contracts, commitments towards underwriting and investment in equity through bids under Initial Public Offering (IPO) of corporates as at the year end, demands raised by statutory authorities (other than income tax) and disputed by the Group and the amount transferred to Depositor Education and Awareness Fund (DEAF).

The Group has a process whereby periodically all long term contracts (including derivative contracts) are assessed for material foreseeable losses. At the year end, the Bank has reviewed and recorded adequate provision as required under any law/accounting standards for material foreseeable losses on such long term contracts (including derivative contracts) in the books of account and disclosed the same under the relevant notes in the financial statements, where applicable.

1.1.15 Disclosure on Specified Bank Notes (SBNs)

As advised by RBI, the disclosure on SBNs as required in accordance with notification of Ministry of Corporate Affairs dated 30 March, 2017 is not applicable to banks. Accordingly, the same has not been disclosed.

1.1.16 Comparative Figures

Previous year figures have been regrouped and reclassified, where necessary to conform to current year's presentation.

For Axis Bank Ltd.

Sanjiv Misra
Chairman

Samir K. Barua
Director

S. Vishvanathan
Director

Rakesh Makhija
Director

Shikha Sharma
Managing Director & CEO

Date : 26 April, 2017
Place: Mumbai

Girish V. Koliyote
Company Secretary

Jairam Sridharan
Chief Financial Officer

V. Srinivasan
Deputy Managing Director

GENERAL INFORMATION

1. The Bank was incorporated under the Companies Act, 1956 on 3 December 1993 as “UTI Bank Limited” under the laws of the Republic of India with a certificate of incorporation dated 3 December 1993, granted by the Registrar of Companies, Gujarat Dadra and Nagar Haveli. Subsequently, its name was changed from “UTI Bank Limited” to “Axis Bank Limited” pursuant to a fresh certificate of incorporation dated 30 July 2007, from the Registrar of Companies, Gujarat Dadra and Nagar Haveli. It received its certificate for commencement of business on 14 December 1993.
2. The registered office the Bank is located at:

“Trishul”, Third Floor
Opposite Samartheshwar Temple
Law Garden, Ellisbridge
Ahmedabad 380 006
Gujarat, India
Telephone: +91 (79) 6630 6161
Facsimile: +91 (79) 2640 9321
Website: www.axisbank.com
Email: shareholders@axisbank.com
3. The corporate office the Bank is located at:

Axis House
C-2 Wadia International Centre
Pandurang Budhkar Marg Worli
Mumbai 400 025
Maharashtra, India
Telephone: +91 (79) 2425 2525
Facsimile: +91 (79) 2425 1800
Website: www.axisbank.com
Email: shareholders@axisbank.com
4. The CIN of the Bank is L65110GJ1993PLC020769.
5. The Bank’s Company Secretary and Compliance Officer is Mr Girish V. Koliyote. His contact details are as follows:

Axis House
C-2, Wadia International Centre
Pandurang Budhkar Marg Worli
Mumbai 400 025
Maharashtra, India
Telephone: +91 (79) 2425 2525
Facsimile: +91 (79) 2425 1800
Website: www.axisbank.com
Email: shareholders@axisbank.com
6. The authorised share capital of the Bank as on the date of this Preliminary Placement Document is ₹ 8,500,000,000 divided into 4,250,000,000 equity shares of ₹ 2 each. Our issued, subscribed and paid-up share capital as on the date of this Preliminary Placement Document is ₹ 524,05,52,628 divided in to 262,02,76,314 equity shares of ₹ 2 each.
7. Our Equity Shares were listed on NSE and BSE on 16 November 1998 and 19 November 1998. Our Equity Shares were listed on ASE on 1 December 1998 and were delisted from ASE with effect from 17 August 2009.
8. This Issue was authorised and approved by our Board of Directors on 20 July 2019 and approved by our Shareholders through a postal ballot on 21 August 2019.
9. The Bank has received in-principle approvals under Regulation 28(1)(a) of the SEBI Listing Regulations to list the Equity Shares on BSE and NSE on 19 September 2019. The Bank will make applications to

the respective Stock Exchanges to obtain final listing and trading approvals for the Equity Shares after Allotment of the Equity Shares in the Issue.

10. Copies of the Memorandum and Articles of Association will be available for inspection during usual business hours on any weekday between 10.00 A.M. to 1.00 P.M. (except public holidays) at our Registered Office.
11. Except as disclosed in this Preliminary Placement Document, the Bank has obtained necessary consents, approvals and authorisations required in connection with the Issue.
12. No change in the control of the Bank will occur consequent to the Issue.
13. Except as disclosed in this Preliminary Placement Document, there has been no material change in our consolidated financial condition since 31 March 2019, the date of the latest audited financial statements, prepared included herein.
14. Except as disclosed in this Preliminary Placement Document, there are no material litigations or arbitration proceedings pending against or affecting us, or our assets or revenues, nor are we aware of any pending or threatened litigation or arbitration proceedings, which may have a material adverse effect on the Issue.
15. Our Interim Consolidated Financial Statements and Special Purpose Condensed Standalone Financial Statements have been reviewed and Fiscal 2019 Audited Financial Statements, have been audited by our current Statutory Auditors and Fiscal 2017 and Fiscal Year 2018 Audited Financial Statements have been audited by S. R. Batliboi & Co. LLP, Chartered Accountants, our erstwhile statutory auditors.
16. The Floor Price for the Issue is ₹ 661.50 per Equity Share, calculated in accordance with Regulation 176 of the SEBI ICDR Regulations, as certified by our Statutory Auditors. The Bank may offer a discount of not more than 5.00% on the Floor Price in terms of Regulation 176(1) of the SEBI ICDR Regulations in accordance with the approval of the Shareholders accorded on 21 August 2019, by way of postal ballot.
17. The Bank and the Book Running Lead Managers accept no responsibility for statements made otherwise than in this Preliminary Placement Document and anyone placing reliance on any other source of information, including our website www.axisbank.com, would be doing so at his/her or her own risk.

DECLARATION

The Bank certifies that all relevant provisions of Chapter VI read with Schedule VII of the SEBI ICDR Regulations have been complied with and no statement made in this Preliminary Placement Document is contrary to the provisions of Chapter VI and Schedule VII of the SEBI ICDR Regulations. The Bank further certifies that all the statements in this Preliminary Placement Document are true and correct.

SIGNED ON BEHALF OF THE BOARD OF DIRECTORS:

Amitabh Chaudhry
Managing Director and Chief Executive
Officer

Date: 19 September 2019
Place: Mumbai

DECLARATION

We, the Board of Directors of the Bank certify that:

- (i) the Bank has complied with the provisions of the Companies Act, 2013 and the rules made thereunder;
- (ii) the compliance with the Companies Act, 2013 and the rules thereunder does not imply that payment of dividend or interest or repayment of preference shares or debentures, if applicable, is guaranteed by the Central Government; and
- (iii) the monies received under this Issue shall be used only for the purposes and objects indicated in this Preliminary Placement Document.

Signed by:

Amitabh Chaudhry
MD and CEO

I am authorised by the Committee of Whole-Time Directors, a committee constituted by the Board of Directors of the Bank, vide resolution number 2(b) dated 19 September 2019 to sign this form and declare that all the requirements of Companies Act, 2013 and the rules made thereunder in respect of the subject matter of this form and matters incidental thereto have been complied with. Whatever is stated in this form and in the attachments thereto is true, correct and complete and no information material to the subject matter of this form has been suppressed or concealed and is as per the original records maintained by the promoter(s) subscribing to the Memorandum of Association and the Articles of Association.

It is further declared and verified that all the required attachments have been completely, correctly and legibly attached to this form.

Signed:

Girish V. Koliyote, Company Secretary and Compliance Officer

Date: 19 September 2019

Place: Mumbai

AXIS BANK LIMITED

Registered Office:

“Trishul”, Third Floor
Opposite Samartheshwar Temple
Law Garden, Ellisbridge
Ahmedabad 380 006
Gujarat, India
Telephone: +91 (79) 6630 6161
Facsimile: +91 (79) 2640 9321
Website: www.axisbank.com
Email: shareholders@axisbank.com

Corporate Office

Axis House
C-2 Wadia International Centre
Pandurang Budhkar Marg Worli
Mumbai 400 025
Maharashtra, India
Telephone: +91 (79) 2425 2525
Facsimile: +91 (79) 2425 1800
Website: www.axisbank.com
Email: shareholders@axisbank.com

Compliance Officer: Mr Girish V. Koliyote
Telephone: +91 (79) 6630 6161
Facsimile: +91 (79) 2640 9321

BOOK RUNNING LEAD MANAGERS

Axis Capital Limited*	Citigroup Global Markets India Private Limited	Credit Suisse Securities (India) Private Limited	J.P. Morgan India Private Limited	BNP Paribas	HSBC Securities and Capital Markets (India) Private Limited	SBI Capital Markets Limited	UBS Securities India Private Limited
1st Floor, Axis House C-2 Wadia International Centre P.B. Marg Worli Mumbai 400 025	1202, 12th Floor First International Financial Centre G-Block, C54 & 55, Bandra Kurla Complex Bandra (East) Mumbai 400 098	9th Floor, Ceejay House Plot F, Shivsagar Estate Dr. Annie Besant Road Worli, Mumbai 400 018	J.P. Morgan Tower, off C.S.T. Road, Kalina, Santa Cruz (East), Mumbai 400 098	BNP Paribas House,1 North Avenue, Maker Maxity, Bandra - Kurla Complex, Bandra East, Mumbai 400 051	52/60, Mahatma Gandhi Marg Fort Mumbai 400 001	202, Maker Tower E Cuffe Parade, Mumbai 400 005 Maharashtra, India	2/F,2 North Avenue Maker Maxity Bandra Kurla Complex, Bandra (East) Mumbai 400 051

**In compliance with the proviso to Regulation 21A(1) of the Securities and Exchange Board of India (Merchant Bankers) Regulations, 1992, as amended, read with proviso to Regulation 174(2) of the SEBI ICDR Regulations, Axis Capital Limited will be involved only in marketing of the Issue*

STATUTORY AUDITORS OF THE BANK

M/s Haribhakti & Co. LLP, Chartered Accountants
705, Leela Business Park, Andheri Kurla Road, Andheri (E),
Mumbai 400 059
India

LEGAL ADVISERS TO THE BANK

As to Indian law

Shardul Amarchand Mangaldas

Express Towers, 24th Floor
Nariman Point, Mumbai 400 021
Maharashtra, India

LEGAL ADVISERS TO THE BOOK RUNNING LEAD MANAGERS

As to Indian law

AZB & Partners

AZB House
Peninsula Corporate Park
Ganpatrao Kadam Marg, Lower Parel
Mumbai 400 013
Maharashtra, India

As to U.S. law

Latham & Watkins LLP


9 Raffles Place
#42-02 Republic Plaza
Singapore 048 619

APPLICATION FORM

Indicative format of the Application Form

An indicative format of the Application Form is set forth below.

(Note: The format of the Application Form included herein below is indicative and for the illustrative purposes only and no Bids in this Issue can be made through the sample Application Form. The Bank, in consultation with the Book Running Lead Managers, shall identify Eligible QIBs and circulate serially numbered copies of the Preliminary Placement Document and the Application Form, specifically addressed to such Eligible QIBs. Any application to be made in the Issue should be made only upon receipt of serially numbered copies of the Preliminary Placement Document and the Application Form and not on the basis of the indicative format below.)

 <p>AXIS BANK Axis Bank Limited</p>	APPLICATION FORM
<small>(Incorporated in the Republic of India under the provisions of the Companies Act, 1956 and a scheduled commercial bank within the meaning of the Reserve Bank of India Act, 1934)</small> Registered Office: "Trishul", Third Floor, Opposite Samaratheshwar Temple, Law Garden, Ellisbridge, Ahmedabad 380 006, Gujarat, India; Corporate Office: Axis House, C-2 Wadia International Centre, Pandurang Budhkar Marg, Worli, Mumbai 400 025, Maharashtra, India; CIN: L65110GJ1993PLC020769; Website: www.axisbank.com ; Tel: +91 (79) 2425 2525; Email: shareholders@axisbank.com	Name of the Bidder <hr/> Form. No. Date: [●]

QUALIFIED INSTITUTIONS PLACEMENT OF UP TO [●] EQUITY SHARES OF FACE VALUE OF ₹ 2 EACH (THE "EQUITY SHARES") FOR CASH, AT A PRICE OF ₹[●] PER EQUITY SHARE (THE "ISSUE PRICE"), INCLUDING A PREMIUM OF ₹[●] PER EQUITY SHARE AGGREGATING UP TO ₹[●] MILLION IN RELIANCE UPON SECTION 42 OF THE COMPANIES ACT, 2013, AS AMENDED (THE "COMPANIES ACT"), READ WITH THE COMPANIES (PROSPECTUS AND ALLOTMENT OF SECURITIES) RULES, 2014, AS AMENDED (THE "PAS RULES") AND CHAPTER VI OF THE SECURITIES AND EXCHANGE BOARD OF INDIA (ISSUE OF CAPITAL AND DISCLOSURE REQUIREMENTS) REGULATIONS, 2018, AS AMENDED (THE "SEBI ICDR REGULATIONS") BY AXIS BANK LIMITED (THE "BANK" OR THE "ISSUER", AND SUCH ISSUE OF EQUITY SHARES, THE "ISSUE")

Only Qualified Institutional Buyers ("QIBs") as defined under Regulation 2(1)(ss) of the SEBI ICDR Regulations and which are not: (a) excluded pursuant to Regulation 179(2)(b) of the SEBI ICDR Regulations; or (b) restricted from participating in the Issue under SEBI ICDR Regulations and other applicable laws; are eligible to submit this Application Form. The Equity Shares have not been and will not be registered under the U.S. Securities Act of 1933, as amended (the "Securities Act") or any other applicable state securities laws of the United States and, unless so registered, may not be offered, sold or delivered within the United States except pursuant to an exemption from, or in a transaction not subject to, the registration requirements of the Securities Act and applicable state securities laws. Accordingly, the Equity Shares are being offered and sold (a) in the United States only to persons who are "qualified institutional buyers" (as defined in Rule 144A under the Securities Act ("Rule 144A")) ("U.S. QIB") in transactions exempt from, or not subject to, the registration requirements of the Securities Act, and (b) outside the United States in offshore transactions in compliance with Regulation S ("Regulation S") under the Securities Act and the applicable laws of the jurisdictions where those offers and sales occur. For the avoidance of doubt, the term "U.S. QIBs" does not refer to a category of institutional investors defined under applicable Indian regulations and referred to in the PPD (as defined below) as "QIBs". You should note and observe the solicitation and distribution restrictions contained in the sections titled "Selling Restrictions" and "Transfer Restrictions" in the accompanying preliminary placement document dated 19 September 2019 (the "PPD")

ELIGIBLE NON-RESIDENT QIBS CAN PARTICIPATE IN THE ISSUE IN COMPLIANCE WITH FEMA REGULATIONS. ELIGIBLE FPIS ARE PERMITTED TO PARTICIPATE THROUGH THE PORTFOLIO INVESTMENT SCHEME UNDER THE RESPECTIVE SCHEDULES OF FEMA REGULATIONS, IN THIS ISSUE, SUBJECT TO COMPLIANCE WITH ALL APPLICABLE LAWS AND SUCH THAT THE SHAREHOLDING OF ELIGIBLE FPIS DO NOT EXCEED SPECIFIED LIMITS AS PRESCRIBED UNDER APPLICABLE LAWS IN THIS REGARD. ALLOTMENTS MADE TO AIFs AND VCFs IN THE ISSUE SHALL REMAIN SUBJECT TO THE RULES AND REGULATIONS APPLICABLE TO EACH OF THEM RESPECTIVELY.

To,
The Board of Directors
Axis Bank Limited
 Axis House, C-2 Wadia International Centre, Pandurang Budhkar Marg, Worli, Mumbai 400 025, Maharashtra, India

On the basis of the serially numbered PPD and subject to the terms and conditions contained therein, and in this Application Form, we hereby submit our Application Form for the Allotment of the Equity Shares in the Issue, on the terms and price indicated below. We confirm that we are an eligible QIB in terms of Regulation 2(1)(ss) of the SEBI ICDR Regulations and are not:

STATUS (Please ✓)			
FI	Scheduled Commercial Banks and Public Financial Institutions	IC	Insurance Companies
MF	Mutual Funds	VCF	Venture Capital Funds
NIF	National Investment Fund	FPI	Foreign Portfolio Investor*
IF	Insurance Funds	AIF	Alternative Investment Fund
SI-NBFC	Systemically Important Non-Banking Financial Companies	OTH	Others _____ (Please specify)

*Foreign portfolio investors as defined under the Securities and Exchange Board of India (Foreign Portfolio Investors) Regulations, 2014, as amended, excluding Category III Foreign Portfolio Investors who are not allowed to participate in the Issue

(a) excluded pursuant to Regulation 179(2)(b) of the SEBI ICDR Regulations; and (b) restricted from participating in the Issue under SEBI ICDR Regulations and other applicable laws and that we are not a promoter of the Bank (as defined in the SEBI ICDR Regulations), or any person related to the promoters of the Bank, directly or indirectly. Further, we confirm that we do not have any right in the Issuer under a shareholders' agreement or voting agreement entered into with promoters or persons related to promoters of the Bank, veto rights or right to appoint any nominee director on the Board of Directors of the Bank. We confirm that the bid size / aggregate number of the Equity Shares applied for by us, and which may be Allocated to us thereon will not exceed the relevant regulatory or approved limits and further confirm that our Bid does not result in triggering an open offer under the Securities and Exchange Board of India (Substantial Acquisition of Shares and Takeovers) Regulations, 2011, as amended (the "Takeover Regulations"). We further understand and agree that (i) our names, address, contact details, PAN number and bank account details will be recorded by the Bank in the format prescribed in terms of the PAS Rules; (ii) in the event that any Equity Shares are Allocated to us in the Issue, our names (as proposed Allottees) and the percentage of our post-Issue shareholding in the Bank will be disclosed in the Placement Document pursuant to the requirements under Form PAS-4 of the PAS Rules; and (iii) in the event that Equity Shares are Allotted to us in the Issue, the Bank will place our name in the register of members of the Bank as a holder of such Equity Shares that may be Allotted to us and in the Form PAS-3 filed by the Bank with the Registrar of Companies, Ahmedabad (the "RoC") as required in terms of the PAS Rules. Further, we are aware and agree that if we, together with any other QIBs belonging to the same group or under common control, are Allotted more than 5% of the Equity Shares in the Issue, the Bank will disclose our name, along with the name of such other Allottees and the number of Equity Shares Allotted to us

and to such other Allottees, on the website of the National Stock Exchange of India Limited and BSE Limited (together referred to as the “**Stock Exchanges**”), and we consent to such disclosure.

We confirm, that we have a valid and existing registration under applicable laws and regulations of India, and undertake to acquire, hold, manage or dispose of any Equity Shares that are Allotted to us in accordance with Chapter VI of the SEBI ICDR Regulations and undertake to comply with the SEBI ICDR Regulations, and all other applicable laws, including any reporting obligations. We confirm that, in relation to our application, each foreign portfolio investor (“**FPI**”) as defined under the Securities and Exchange Board of India (Foreign Portfolio Investors) Regulations, 2014, as amended (other than category III FPIs), and including persons who have been registered under these regulations (such FPIs, “**Eligible FPIs**”), have submitted separate Application Form, and asset management companies of mutual funds have specified the details of each scheme for which the application is being made along with the price and amount to be Allotted under each such scheme. We undertake that we will sign all such documents, provide such documents and do all such acts, if any, necessary on our part to enable us to be registered as the holder(s) of the Equity Shares that may be Allotted to us. We confirm that the signatory is authorized to apply on behalf of the Applicant and the Applicant has all the necessary approvals. We note that the Board of Directors of the Bank, or any duly authorized committee thereof, is entitled, in consultation with Axis Capital Limited, Citigroup Global Markets India Private Limited, Credit Suisse Securities (India) Private Limited, J.P. Morgan India Private Limited, BNP Paribas, HSBC Securities and Capital Markets (India) Private Limited, SBI Capital Markets Limited and UBS Securities India Private Limited (collectively, the “**Book Running Lead Managers / BRLMs**”), in their absolute discretion, to accept or reject this Application Form without assigning any reason thereof. We hereby accept the Equity Shares that may be Allocated to us pursuant to the Confirmation of Allocation Note (“**CAN**”) and request you to credit the same to our beneficiary account as per the details given below, subject to receipt of Application Form and Application Amount towards the Equity Shares that may be allocated to us. By submitting this Application Form we acknowledge, represent and agree that our aggregate holding in the paid-up share capital of the Bank, whether direct or indirect, beneficial or otherwise held by us, our relatives, associate enterprises and persons acting in concert (any such interest, our “**Holding**”), when aggregated together with any existing Holding does not exceed 5% of the total paid-up share capital of the Bank, except in the case where we are an existing shareholder already holding 5% or more of the underlying paid up share capital of the Bank pursuant to the acknowledgment of the RBI, provided that our Holding does not, without the further acknowledgment of the RBI, exceed our Holding after Allotment. Further, we are also aware that the Bank shall, on completion of Allotment, file with the RBI, complete details of the Issue including the date of the Issue, details of the type of the Issue, Issue size, details of pricing, number and names of Allottees and post-allotment shareholding pattern, along with a copy of the resolutions of the Board and Shareholders in relation to the Issue and the Placement Document. The amount payable by us as Application Amount for the Equity Shares applied for has been/will be remitted to the designated bank account set out in this Application Form only through electronic mode, along with this duly completed Application Form within the Issue Closing Date and such Application Amount has been /will be transferred from a bank account maintained in our name.

We acknowledge and agree that we shall not make any payment in cash or cheque. We are aware that (i) Allocation and Allotment in the Issue shall be at the sole discretion of the Bank, in consultation with the BRLMs; and (ii) in the event that Equity Shares that we have applied for are not Allotted to us in full or at all, and/or the Application Amount is in excess of the amount equivalent to the product of the Equity Shares that will be Allocated to us and the Issue Price, or the Bank is unable to issue and Allot the Equity Shares offered in the Issue or if there is a cancellation of the Issue, the Application Amount or a portion thereof, as applicable, will be refunded to the same bank account from which the Application Amount has been paid by us. Further, we agree to comply with the rules and regulations that are applicable to us, including in relation to the lock-in requirements. In this regard, we authorize the Bank to issue instructions to the depositories for such lock-in requirements, as may be applicable to us.

By signing and submitting this Application Form, we hereby confirm and agree (i) that the representations, warranties and acknowledgements as provided in the “*Notice to Investors*”, “*Representations by Investors*”, “*Issue Procedure*”, “*Selling Restrictions*” and “*Transfer Restrictions*” sections of the PPD (ii) and the terms, conditions and agreements mentioned herein are true and correct and acknowledge and agree that these representations and warranties are given by us for the benefit of the Bank, BRLMs, each of which are entitled to rely and are relying on these representations and warranties in consummating the Issue.

By signing and submitting this Application Form, we hereby represent, warrant, acknowledge and agree as follows: (1) we have been provided a serially numbered copy of the PPD along with the Application Form, have read it in its entirety including in particular, the section titled ‘*Risk Factors*’ therein and we have relied only on the information contained in the PPD and not on any other information obtained by us either from the Bank, the BRLMs or from any other source, including publicly available information; (2) we will abide by the PPD and the Placement Document, this Application Form, the CAN and the terms, conditions and agreements contained therein; (3) that if Equity Shares are Allotted to us pursuant to the Issue, we shall not sell such Equity Shares otherwise than on the floor of a recognised stock exchange in India for a period of one year from the date of Allotment; (4) we will not have the right to withdraw our Bid or revise our Bid downwards after the Issue Closing Date; (5) we will not trade in the Equity Shares credited to our beneficiary account maintained with the Depository Participant until such time that the final listing and trading approvals for the Equity Shares are granted by the Stock Exchanges; (6) Equity Shares shall be Allocated and Allotted at the discretion of the Bank in consultation with the BRLMs and the submission of this Application Form and the corresponding Application Amount by us does not guarantee any Allocation or Allotment of Equity Shares to us in full or in part; (7) in terms of the requirements of the Companies Act, upon Allocation, the Bank will be required to disclose names and percentage of our post-Issue shareholding of the proposed Allottees in the Placement Document; however, disclosure of such details in relation to us in the Placement Document will not guarantee Allotment to us, as Allotment in the Issue shall continue to be at the sole discretion of the Bank, in consultation with the BRLMs; (8) the number of Equity Shares Allotted to us pursuant to the Issue, together with other Eligible QIBs that belong to the same group or are under common control as us, shall not exceed 50% of the Issue. For the purposes of this representation: The expression Eligible QIBs ‘belong to the same group’ shall derive meaning from Regulation 180(2) of the SEBI ICDR Regulations i.e. entities where (i) any of them controls, directly or indirectly, through its subsidiary or holding company, not less than 15% of the voting rights in the other; (ii) any of them, directly or indirectly, by itself, or in combination with other persons, exercise control over the others; or (iii) there is a common director, excluding nominee and independent directors, amongst the Eligible QIBs, its subsidiary or holding company and any other Eligible QIBs; and ‘control’ shall have the same meaning as is assigned to it under Regulation 2(1)(e) of the Takeover Regulations; (9) We agree to accept the Equity Shares applied for, or such lesser number of Equity Shares as may be Allocated to us, subject to the provisions of the memorandum of association and articles of association of the Bank, applicable laws and regulations, the terms of the PPD and the Placement Document, this Application Form, the CAN upon its issuance and the terms, conditions and agreements mentioned therein and request you to credit the same to our beneficiary account with the Depository Participant as per the details given below.

We acknowledge that the Equity Shares have not been and will not be registered under the Securities Act, and may not be offered or sold within the United States except pursuant to an exemption from, or in a transaction not subject to, the registration requirements of the Securities Act and applicable state securities laws. By signing this Application Form and checking the applicable box above, we hereby represent that we are either (i) a U.S. QIB purchasing the Equity Shares in transactions meeting the requirements of Rule 144A or another exemption from the registration requirements of the Securities Act, or (ii) located outside the United States and purchasing Equity Shares in an offshore transaction complying with Rule 903 or Rule 904 of Regulation S and the applicable laws of the jurisdiction where those offers and sales are made. We confirm that we have read the representations, warranties and agreements contained in the sections entitled "Selling Restrictions" and "Transfer Restrictions" of the PPD.

By signing and submitting this Application Form, we further represent, warrant and agree that we have such knowledge and experience in financial and business matters that we are capable of evaluating the merits and risks of the prospective investment in the Equity Shares and we understand the risks involved in making an investment in the Equity Shares. No action has been taken by us or any of our affiliates or representatives to permit a public offering of the Equity Shares in any jurisdiction. We satisfy any and all relevant suitability standards for investors in Equity Shares, have the ability to bear the economic risk of our investment in the Equity Shares, have adequate means of providing for our current and contingent needs, have no need for liquidity with respect to our investment in Equity Shares and are able to sustain a complete loss of our investment in the Equity Shares.

BIDDER DETAILS (In Block Letters)			
NAME OF APPLICANT*			
NATIONALITY			
REGISTERED ADDRESS			
CITY AND CODE			
COUNTRY		FAX NO.	
PHONE NO.			
EMAIL ID			
FOR FPIs**	SEBI FPI REGISTRATION NO. _____		
FOR AIFs***	SEBI AIF REGISTRATION NO. _____		
FOR VCFs	SEBI VCF REGISTRATION NO. _____		
FOR SI-NBFC	RBI REGISTRATION DETAILS _____		
FOR FVCI	SEBI REGISTRATION DETAILS _____		
FOR INSURANCE COMPANIES	IRDAI REGISTRATION DETAILS _____		
<p><i>*Name should exactly match with the name in which the beneficiary account is held. Application Amount payable on Equity Shares applied for by joint holders shall be paid from the bank account of the person whose name appears first in the application. Mutual Fund bidders are requested to provide details of the bids made by each scheme of the Mutual Fund. Each FPI is required to fill a separate Application Form. Further, any discrepancy in the name as mentioned in this Application Form with the depository records would render the application invalid and liable to be rejected at the sole discretion of the Issuer and the BRLMs.</i></p> <p>** In case you are an FPI holding a valid certificate of registration and eligible to invest in the Issue, please mention your SEBI FPI Registration Number.</p> <p>*** Allotments made to Alternative Investment Funds in the Issue are subject to the rules and regulations that are applicable to each of them respectively, including in relation to lock-in requirement. Alternative Investment Funds should independently consult their own counsel and advisors as to investment in and related matters concerning the Issue.</p>			

We are aware that the number of Equity Shares in the Bank held by us, together with the number of Equity Shares, if any, Allocated to us in the Issue will be aggregated to disclose the percentage of our post-Issue shareholding in the Bank in the Placement Document in line with the requirements under PAS-4 of the PAS Rules. For such information, the BRLMs have relied on the information provided by the Registrar for obtaining details of our shareholding and we consent and authorize such disclosure in the Placement Document.

DEPOSITORY ACCOUNT DETAILS												
Depository Name	National Securities Depository Limited				Central Depository Services (India) Limited							
Depository Participant Name												
DP – ID	I	N										
Beneficiary Account Number	(16-digit beneficiary A/c. No. to be mentioned above)											

The demographic details like address, bank account details etc., will be obtained from the Depositories as per the beneficiary account given above. However, for the purposes of refund, if any, only the bank details as mentioned below, from which Application Amount has been remitted for the Equity Shares applied for in the Issue will be considered.

PAYMENT DETAILS	
REMITTANCE BY WAY OF ELECTRONIC FUND TRANSFER	
By 1:00 p.m. (IST), [day] [date]	

BANK ACCOUNT DETAILS FOR PAYMENT OF APPLICATION AMOUNT THROUGH ELECTRONIC FUND TRANSFER			
Name of the Account	AXIS BANK LTD. QIP - ESCROW ACCOUNT 2019-20	Account Type	Escrow (Current) Account
Name of Bank	AXIS BANK LTD.	Address of the Branch of the Bank	Axis Bank Ltd. Fort-Mumbai Main Branch Jeevan Prakash Building, Sir P. M. Road, Fort, Mumbai-400001
Account No.	919020072832708	IFSC	UTIB0000004
Phone No.	022-40867324		

Kindly make your payment only by way of electronic fund transfers, towards the Escrow Account. Payment of the entire Application Amount should be made along with the Application Form on or before the closure of the Bidding Period i.e. within the Issue Closing Date. All payments must be made in favor of "Axis Bank Ltd. QIP Escrow Account 2019-20". The payment for subscription to the Equity Shares to be allotted in the Issue shall be made only from the bank account of the person subscribing to the Equity Shares and in case of joint holders, from the bank account of the person whose name appears first in the Application Form.

RUPEE BANK ACCOUNT DETAILS (FOR REMITTANCE)			
Bank Account Number		IFSC Code	
Bank Name		Bank Branch Address	

NO. OF EQUITY SHARES BID FOR		PRICE PER EQUITY SHARE (RUPEES)	
(In Figures)	(In Words)	(In Figures)	(In Words)

DETAILS OF CONTACT PERSON			
Name:	_____		
Address:	_____		

Tel. No:	_____	Fax No:	_____
Email:	_____		

OTHER DETAILS		ENCLOSURES ATTACHED	
PAN*		<input type="checkbox"/>	Copy of the PAN Card or PAN Allotment letter
Signature of Authorized Signatory		<input type="checkbox"/>	FIRC
		<input type="checkbox"/>	Copy of the SEBI registration certificate as a Mutual Fund
		<input type="checkbox"/>	Copy of the SEBI registration certificate as an Eligible FPI
		<input type="checkbox"/>	Copy of the SEBI registration certificate as an AIF
		<input type="checkbox"/>	Copy of the SEBI registration certificate as a VCF
		<input type="checkbox"/>	Certified copy of the certificate of registration issued by the RBI as an SI-NBFC/ a scheduled commercial bank
		<input type="checkbox"/>	Copy of notification as a public financial institution
		<input type="checkbox"/>	Copy of the IRDAI registration certificate
		<input type="checkbox"/>	Certified true copy of power of attorney
		<input type="checkbox"/>	Others, please specify _____

**Please note that the Applicant should not submit the GIR number or any other identification number instead of the PAN as the application is liable to be rejected on this ground.*

Note 1: Capitalized terms used but not defined herein shall have the same meaning as ascribed to them in the PPD and Placement Document.

Note 2: The Application Form is liable to be rejected if any information provided is incomplete or inadequate.

The Application Form, the PPD sent to you and the Placement Document which will be sent to you, either in physical form or in electronic form or both, are specific to you and you may not distribute or forward the same and are subject to the disclaimers and restrictions contained or accompanying these documents.