

## UTI Equity Savings Reg Gr

### Investment Objective

The investment objective of the Scheme is to provide capital appreciation and income distribution to the investors using arbitrage opportunities, investment in equity / equity related instruments and debt / money market instruments. However, there is no assurance or guarantee that the investment objective of the Scheme would be achieved.

### Manager Biography

V Srivatsa since 8/30/2018

### Operations

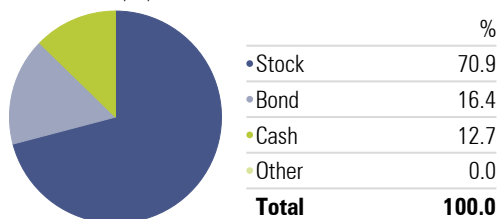
Inception Date	8/30/2018
Minimum Initial	5,000
Annual Report Net Expense Ratio	
Turnover Ratio %	
NAV (Mo-End)	10.11

### Risk Reward

Std Dev
Sharpe Ratio
Alpha
Sharpe Ratio
Treynor Ratio
R-Squared

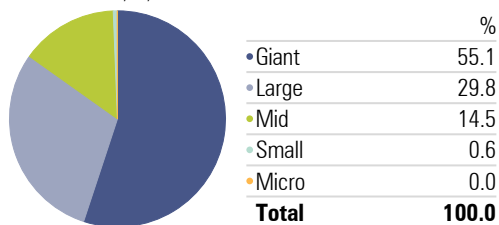
### Asset Allocation

Portfolio Date: 8/31/2019



### Market Capitalization

Portfolio Date: 8/31/2019



Past performance is not a guarantee of future returns. The value of investments may fall as well as rise and investors may not get back the full amount invested. Any decision to invest should be based on a full reading of the offer document. In case of any discrepancy between this sheet and the offer document in force, the offer document shall prevail.

Portfolio Date: 8/31/2019

## Category Hybrid - Equity Savings

### Trailing Returns

Period	Inv	Bmk1
3 months	-1.29	2.43
6 months	1.88	5.43
1 Year	0.99	3.81
2 Years		8.00
3 Years		9.51
5 Years		9.13

### Drawdown

Time Period: 9/1/2016 to 8/31/2019

	Inv	Bmk1
Max Drawdown		-5.44
Max Drawdown # of Periods		1.00
Max Drawdown Peak Date		10/1/2018
Max Drawdown Valley Date		10/31/2018

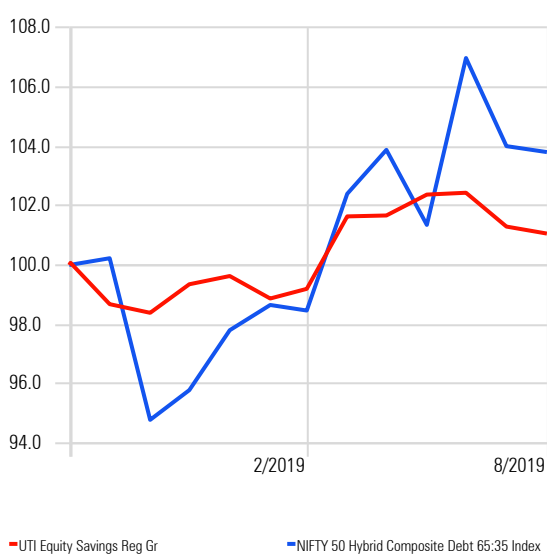
### Leading Detractors

Time Period: 9/1/2018 to 8/31/2019

	Rescaled Weight	Return Contribution
Yes Bank Ltd	3.40	-82.44
Reliance Capital Ltd	1.81	-70.98
ITC Ltd	5.09	-15.92
Titan Co Ltd	0.59	-9.68
Vedanta Ltd	1.55	-32.95

### Investment Growth

Time Period: 8/31/2018 to 8/31/2019



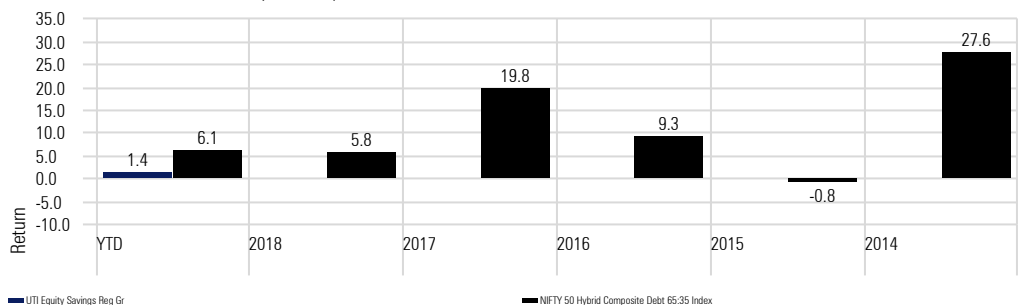
### Leading Contributors

Time Period: 9/1/2018 to 8/31/2019

	Rescaled Weight	Return Contribution
ICICI Bank Ltd	4.34	34.40
Infosys Ltd	6.80	16.56
Housing Development Finance Corp Ltd	6.57	12.96
Tata Consultancy Services Ltd	1.53	18.07
Oberoi Realty Ltd	0.93	41.29

### Returns

Calculation Benchmark: NIFTY 50 Hybrid Composite Debt 65:35 Index



### Sector Allocation

Portfolio Date: 8/31/2019

Basic Materials %	9.76
Consumer Cyclical %	5.12
Financial Services %	28.89
Real Estate %	1.04
Consumer Defensive %	9.83
Healthcare %	9.09
Utilities %	3.44
Communication Services %	1.07
Energy %	12.49
Industrials %	1.68
Technology %	17.58

### Portfolio Holdings

Portfolio Date: 8/31/2019

