

# GOODBYE QUEUES. HELLO FASTAG.


CASHLESS TOLL PAYMENT SERVICE



*Progress on...*

## READ THE INSTRUCTIONS CAREFULLY BEFORE AFFIXING

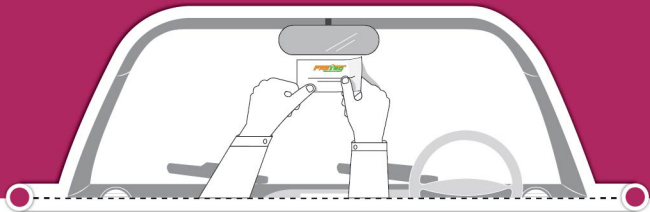
- Don't paste FASTag on dirty/wet glass surface
- If original adhesive is insufficient, return the FASTag and get it replaced
- Don't use cello tape/any supplementary adhesive to affix FASTag
- Don't try to peel off and reposition FASTag



## STEP 1

Remove the adhesive liner  
from the Tag sticker





## STEP 2

Install on the top middle centre of  
the windshield from **INSIDE** the vehicle  
(behind rear view mirror)





## STEP 3

Always keep the adhesive side  
facing outside

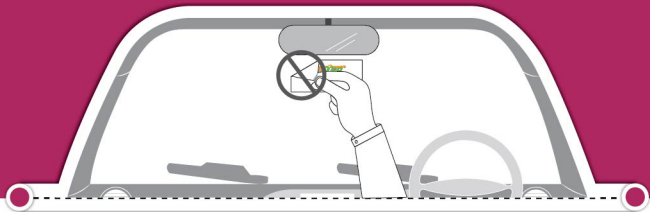




## STEP 4

Press the sticker gently  
on the windshield





## STEP 5

Once the sticker is pasted do not  
try to remove or reposition it





In case there is any issue/clarification required during the Affixation of the Tag, please contact the **Toll-Free Number 1800 419 8585**









Reach us at:

     | [www.axisbank.com](http://www.axisbank.com)

 [axisbank.com/support](mailto:axisbank.com/support)