



Annual Report and Financial Statements
for the year ended

31 March 2016

COMPANY REGISTRATION NUMBER 07554558

Contents

<i>Officers and professional advisers</i>	2
<i>Directors' report</i>	3 - 4
<i>Strategic report</i>	5 - 10
<i>Statement of Directors' responsibilities</i>	11
<i>Independent Auditor's report to the members of Axis Bank UK Ltd</i>	12 - 13
<i>Income statement</i>	14
<i>Statement of comprehensive income</i>	15
<i>Statement of changes in equity</i>	16
<i>Statement of financial position</i>	17
<i>Statement of cash flows</i>	18
<i>Notes to the financial statements</i>	19 - 48

AXIS BANK UK LIMITED
OFFICERS AND PROFESSIONAL ADVISERS
FOR THE YEAR ENDED 31 MARCH 2016

Company Registration Number 07554558 dated 7 March 2011

The Board of Directors

Varadarajan Srinivasan
Chairman

Sanjeev Kumar Gupta
Non-Executive Director

Sidharth Rath
Non-Executive Director

Michael Thomas Folger
Non-Executive Director

David Charles Budd
Non-Executive Director

Rajendra D Adsul
Managing Director & Chief Executive Officer

Martin Charles Say
Executive Director – Risk & Compliance

Company Secretary

Kanchan Dasgupta

Registered Office

4th Floor, Kings House,
36-37 King Street,
London EC2V 8BB

Auditor

Deloitte LLP

Chartered Accountants and Statutory Auditor
Hill House
1 Little New Street
London EC4A 3TR

AXIS BANK UK LIMITED

DIRECTORS' REPORT (CONTINUED)

FOR THE YEAR ENDED 31 MARCH 2016

The Directors have pleasure in presenting the annual report and the audited financial statements for the year ended 31 March 2016. These financial statements have been prepared in accordance with the Companies Act 2006 and applicable International Financial Reporting Standards as adopted by the European Union.

Principal activity and review of the business

Axis Bank UK Limited ("the Bank"), registered as a company with the Companies House of England and Wales, is a wholly-owned subsidiary of Axis Bank Limited (Axis Bank India), the third largest private sector bank in India having a balance sheet size of USD 75.03 billion as of 31 December 2015 (2014 USD 66.81 billion). The Bank commenced operations in April 2013, subsequent to receiving authorisation from the Prudential Regulation Authority on 19 April, 2013. The Bank is regulated by the Prudential Regulation Authority (PRA) and the Financial Conduct Authority (FCA) and is covered by the Financial Services Compensation Scheme (FSCS). The Bank offers a range of products covering retail banking, corporate and commercial banking, trade finance and treasury services to its customers.

Going concern basis

The accounts are prepared on a going concern basis. The Bank has adequate resources to continue its operations for the foreseeable future. The bank has maintained a stable liquidity position. It has a strong capital position, including a positive contribution of capital by way of retained earnings during the financial year.

As a consequence of this and the robust risk management framework that the Bank has in place, the Directors believe that the Bank is well placed to manage its business risks effectively and reasonably expect it to continue in operational existence for the foreseeable future.

Capital structure

Axis Bank UK Limited continues to monitor its current and projected capital adequacy ratios on a regular basis to ensure that capital held is always adequate to support the business transacted.

As at the close of the previous accounting year, the Bank had share capital of 55 million equity shares of USD 1 each, 1 equity share of GBP 1 and subordinated debt of USD 25 million. Both the equity share capital and the subordinated debt were issued to Axis Bank Limited. There was no change during the year.

Charitable donations

The Bank made no charitable donations during the year.

Directors

The current Directors are listed on page 2. Mr. Rajendra D Adsul was appointed as MD & CEO of the Bank w.e.f. 16/07/2015 in place of Mr. Cyril Anand who completed his tenure on 30/10/2015.

Mr. Sidharth Rath was appointed as a Non – Executive Director from 22/01/2016 in place of Mr Pathasarathi Mukherjee who ceased to be a Director w.e.f. 22/01/2016.

Disclosure as per Capital Requirement Regulation (CRR)

The Bank has made the disclosures as required for year ended 31 March 2016, under the CRR

AXIS BANK UK LIMITED
DIRECTORS' REPORT (CONTINUED)
FOR THE YEAR ENDED 31 MARCH 2016

in a separate document and the same is available on its website (www.axisbankuk.co.uk).

Statement as to disclosure of information to the auditor

The Directors who held office at the date of approval of this Directors' Report confirm that:

- So far as the Directors are aware, there is no relevant audit information of which the Bank's auditor is unaware, and
- The Directors have taken all steps that they ought to have taken to make themselves aware of any relevant audit information and to establish that the auditor is aware of that information.

This confirmation is given and should be interpreted in accordance with the provisions of section 418 of the Companies Act 2006.

Auditor

Deloitte LLP, Chartered Accountants were appointed as the statutory auditor for the Bank for a period of three years from April 2013. They have been reappointed for a further period of two years from April 2016.


General meetings

In accordance with the Companies Act 2006 the Bank is not required to hold an annual general meeting.

By order of the Board


Rajendra D Adsul

Managing Director & Chief Executive Officer
15 April 2016



Kanchan Dasgupta
Company Secretary

AXIS BANK UK LIMITED

STRATEGIC REPORT (CONTINUED)

FOR THE YEAR ENDED 31 MARCH 2016

Current Strategy

The business strategy of the Bank has been driven by the increased globalisation of the Indian economy, the growing trend of Indian corporates expanding overseas, the large population of non-resident Indians and persons of Indian origin across the globe and overseas companies looking to invest in India.

The Bank has approved a strategy which focuses on specific business segments which are aligned with its core competencies and strengths and are consistent with the risk appetite of the Bank. The primary activities of the Bank in the past 12 months have been lending to targeted corporate clients and lending to Professional Landlords in the Buy-to-Let market, whilst also investing and building a portfolio of high quality liquid assets as part of its liquidity management activities. The Bank has also implemented a retail proposition centred on a range of fixed deposit products, including online deposits, rather than the provision of transactional banking services. The Bank has also introduced a Mobile-Driven Remittance product as part of the development of its retail offering.

The Bank has leveraged its relationships with other institutions in order to fund its asset growth. A key focus has been to ensure that the Bank's business plans are achievable within its capital and liquidity resources.

Future Plans

In addition to growing its existing activities the Bank also recognises the desirability of diversifying its sources of revenues. In this regard the Bank plans to expand its corporate banking offerings to include Invoice Financing, offer plain vanilla hedge products to its clients and offer select Investment Banking activities. In the future the Bank will also look at passporting opportunities into the European markets. Regulatory approvals, wherever needed, will be sought prior to commencing the relevant businesses.

Key financial highlights

During the year, the Bank has made further progress in implementing its business plan. The Bank's total assets as at March 2016 were USD 661.73 million (2015: USD 432.41 million) and the Bank registered profit before taxes of USD 7.813 million (2015: USD 5.745 million). The capital, funding and liquidity positions of the Bank remained comfortable throughout the year.

Payment of Dividends

The Directors have not recommended the payment of any dividend (2015: USD Nil).

The financial statements for the reporting year ended 31 March 2016 are shown on pages 14 to 48.

Key performance indicators and ratios

The financial performance is summarised in the following table:

Income Statement	2015-16	2014-15
	USD	USD
Net interest income	8,926,733	6,053,028
Fee income (net)	4,460,317	4,152,071
Total operating income	13,682,984	10,612,845
Operating expenses	(5,869,669)	(4,867,534)
Profit before taxes	7,813,315	5,745,311

AXIS BANK UK LIMITED
STRATEGIC REPORT (CONTINUED)
FOR THE YEAR ENDED 31 MARCH 2016

Balance Sheet	2015-16	2014-15
	USD	USD
Loans and advances to banks	56,976,130	56,096,400
Loans and advances to customers	311,055,918	240,024,141
Loans and advances to BTL customers	148,707,680	-
Investments	131,785,175	125,866,098
Total assets	661,730,316	432,406,050
Shareholders' funds	67,314,847	61,150,413
Key performance indicators (%)	2015-16	2014-15
Net Interest Margin (NIM)	1.80	1.67
Cost to income ratio	49.18	46.07
Capital adequacy ratio	18.91	25.89
Core tier 1 ratio	13.79	18.38
Return on Assets (ROA)*	0.94	1.05

We confirm that there were no subsequent events post balance sheet date, please refer to note 31.

* Return on Assets (ROA): The Bank's Return on Assets as per requirement of Article 90 of CRD is calculated as Net profit divided by total Balance Sheet size.

Corporate and commercial Banking

The Bank's corporate business aims to provide products and services to enhance investment and trade primarily in the UK and India. The regulatory and emerging business environment both in UK and India will influence the mix of products offered to clients. The Bank is looking to expand its product range, developing existing relationships and acquiring new ones, while minimising risk by remaining focused on its core competencies.

Buy to Let

The Bank's Buy-to-Let business launched in April 2015 is focused on professional landlords. The Bank has in place a lending policy that is in line with market norms and currently has no plans to lend into the Consumer Buy-to-Let area. The Bank operates through a network of empanelled packagers and brokers and has a delivery system in place to serve its clientele.

Retail banking

The retail banking business is focused on offering a range of fixed deposit products. The Bank plans to offer variations of the deposit products to provide a wider choice of maturity to choose from. In addition to offering the remittances to India through its office in London, the Bank has also launched the Mobile Driven Remittance (MDR) product to enable easy remittance of funds to India. The Bank also assists, through its NRI desk, non-resident Indian (NRI) customers, based in UK, with their India-related banking facilities with Axis Bank Limited.

Treasury

The treasury function focuses on managing the balance sheet, and the market, FX and liquidity risk of the Bank.

The Bank complies with and maintains a portfolio of High Quality Liquid Assets (HQLA) to meet the Liquidity coverage ratio (LCR) and to ensure that the Bank has the necessary assets to manage any short-term liquidity disruptions.

The Bank has not undertaken any proprietary trading activities but routinely turns over part of its investment portfolio in line with regulatory requirements to evidence accessibility to the markets.

AXIS BANK UK LIMITED

STRATEGIC REPORT (CONTINUED)

FOR THE YEAR ENDED 31 MARCH 2016

The Bank reviews the asset/liability maturity mismatches and interest rate positions, on an on-going basis, and maintains liquidity gaps and interest rate positions within prescribed limits, which are monitored by the Asset and Liability Committee (ALCO) of the Bank.

The Bank is able to access the term money market and borrow funds at competitive rates by leveraging on the existing relationships of Axis Bank Limited. The Bank continues to diversify funding sources both in terms of maturity, products and markets.

Culture

The Bank takes pride in the fact that its culture is founded on the customer-centric, service driven ethic of its parent. This culture is driven from the top down within the organisation and reinforced by the inclusion of the principles of 'treating customers fairly' in all aspects of its business from product design through to customer interaction, supported by a strong compliance ethic. Emphasis on this positive culture is of key importance as at its heart, the Bank's strategy is relationship rather than transaction driven, and this strategy is further supported through its approach to remuneration which rewards staff on their holistic contribution to the organisation, rather than on the simple attainment of financial targets.

Corporate governance

The Bank places a strong emphasis on internal governance and the maintenance of high ethical standards in its working practices.

The Bank's corporate governance framework is driven by the Board which comprises two Executive Directors, three Non-Executive Directors representing the shareholder and two independent UK-based Non-Executive Directors. The UK-based Non-Executive Directors have considerable banking and regulatory experience gained at a senior level within global financial institutions and at the Financial Services Authority. Neither holds any other responsibilities within the wider Axis Bank Group and between them they Chair all Board committees excepting the HR Committee. The remaining three Non-Executive Directors, which include the Board Chair, have been appointed by the shareholder.

The Board has the collective responsibility for promoting the long-term success of the Bank. While the Executive Directors have the direct responsibility for business operations, the Non-Executive Directors are responsible for bringing independent judgement and scrutiny to decisions taken by the Management.

Responsibility for overseeing the risk framework of the Bank is devolved to the following Board Committees, each of which is chaired by a Non-Executive Director:

- Committee of Directors
- Risk Management Committee
- Audit & Compliance Committee
- Human Resources, Remuneration and Nominations Committee

The Bank has independent control functions which report to the Executive Director Risk & Compliance (EDR&C) and are responsible for the day-to-day evaluation and monitoring of the risks faced by the Bank and for submitting reports to the Bank and Board Committees. The Bank also has an Internal Audit function (outsourced to Axis India) which reports functionally to the Chair of the Audit & Compliance Committee (ACC).

The control functions actively monitor developments and changes in the regulatory environment and reporting on such developments forms standing agenda items at the Board Committee meetings where the implications are considered and the Bank's response is approved.

AXIS BANK UK LIMITED
STRATEGIC REPORT (CONTINUED)
FOR THE YEAR ENDED 31 MARCH 2016

Senior Managers & Certification Regime (SM&CR)

The Bank has implemented the SM&CR regime, which took effect on 7 March 2016. The Board of the Bank was engaged throughout the implementation process and systems and processes have been put in place for ensuring that, going forward, the Bank meets the requirements of the new regime on an ongoing basis.

Risk governance

The risk group plays a significant role in review and challenge of risk inherent in the business plans and strategy by verifying that they fall within the risk appetite and that the Bank incurs a level of risk that is individually and in aggregate acceptable to the Board.

The Bank follows the industry standard approach of "3 Lines of Defence" comprising:

- Heads of business units are directly accountable for the management of risks in their areas through the operational controls set out in the functional and departmental procedures manuals. To assist in making the first line more effective, the Bank actively promotes sustainable return thinking, up-to-date risk-related information and absolute respect for limits.
- Monitoring and reporting of risk positions by the Risk, Finance and Compliance teams forms the second line of defence. These teams are responsible for recommending risk policy and for providing oversight and challenge of the activities carried out by the first line. To assist in making the second line of defence more effective the Bank actively promotes a strong control structure, close interaction and co-ordination between the control functions and a supportive organisational structure.
- The Internal Audit function forms the third line of defence, providing independent assurance to senior management, the Audit & Compliance Committee, the Risk Management Committee and the Board over the design and operation of the Bank's risk management, governance and internal control processes.

The Board is responsible for ensuring the adequacy of the risk management systems of the Bank and for setting a clear statement of risk appetite. It is assisted in this by a framework of Committees, functions and control function managers. Risk Appetite refers to the level of risk deemed acceptable to the Board in each of the principal risk categories i.e. Market Risk, Credit Risk and Operational Risk. The role and responsibilities of the various risk management committees are set out in the following paragraphs.

Audit & Compliance
Committee

The ACC is responsible to the Board for the quality and effectiveness of the compliance and audit functions of the Bank. This includes but is not limited to oversight of all conduct of business matters and overseeing the Bank's relationship with its external auditors.

Risk Management
Committee

The RMC is responsible to the Board for the quality and effectiveness of the risk management framework of the Bank. This includes but is not limited to oversight of all prudential matters. The RMC also advises the Board on matters pertaining to the setting of the Bank's risk appetite.

Asset & Liability
Committee

The ALCO is responsible to the RMC for overseeing the asset and liability management function of the Bank and for monitoring compliance with all regulatory and internal limits in

the areas of liquidity and market risk. The ALCO is an executive committee, which monitors and manages the Bank's balance sheet, interest rates on deposits and liquidity. The ALCO also strives to optimise the return on the Bank's funds.

The control functions ensure that effective procedures for risk assessment are maintained, to identify the risks relating to the activities, processes and systems of the Bank and to recommend such amendments and changes as may be required from time to time to ensure the framework remains fit for purpose. The Role of the Risk Management Group is to:

- recommend appropriate changes to risk governance and organisational structures;
- draft and implement policies and procedures in order to maintain compliance with the regulatory framework;
- independently review and comment on all credit applications;
- provide periodic reports on risk positions and events to the Bank and Board Committees; and
- perform on-going monitoring and on a regular basis assess the adequacy and effectiveness of the measures and procedures put in place, and the actions taken to address any deficiencies in, the Bank's compliance with its prudential obligations.

In order to assist the Bank's management in prioritising and focusing its risk management efforts, the control functions working with line managers maintain a "Risk Register" covering the principal risks faced by the business, which is reviewed annually or in response to material developments in the business environment.

Anti-Money Laundering (AML) and compliance

The Bank maintains an independent compliance function, which is empowered to challenge business decisions.

The Bank's compliance function is responsible for ensuring that adequate policies and procedures are in place to maintain the Bank's and its employees' compliance with its legal and regulatory obligations in respect of both AML and conduct of business issues. Such policies and procedures are designed to detect and minimise any risk of failure by the Bank to comply with its regulatory obligations, as well as any associated risks.

The Bank supports a strong compliance culture.

Internal audit

The Internal Audit function acts independently of operations and is responsible for reviewing all business lines and support functions within the Bank. The Internal Audit function has been outsourced to the Group Internal Audit Division (GIAD) of the parent bank. The Audit plan proposed by GIAD is approved by the Audit & Compliance Committee. Internal Audit provides the Management and the Audit Committee with independent assurance that the Bank's policies and procedures have been implemented effectively, and that there are adequate controls in place to mitigate significant risks so that the exposure is within acceptable tolerance levels.

Risk management

Given its current business activities, the Bank views its primary financial risks as being credit and liquidity related. Operational and other market risks are considered of secondary magnitude due to the straightforward nature of the principal assets and modest overall transaction volumes.

AXIS BANK UK LIMITED
STRATEGIC REPORT (CONTINUED)
FOR THE YEAR ENDED 31 MARCH 2016

The Bank has implemented a Board-approved risk management framework which covers both the high-level governance matters referred to in the preceding section and the day-to-day identification and management of risks.

The control functions are responsible for maintaining a suite of risk management policies which give effect to the risk management framework and ensure compliance with the risk appetite set by the Board. On an annual basis the Bank undertakes a risk self-assessment programme which seeks to monitor developing risk trends and which supports the risk metrics produced through the Bank's management information systems.

The Bank's financial risks are managed through the ALCO and the Credit and Investment Committee (CIC) within authorities set down by the Risk Management Committee of the Board. Conduct of business and other operational risks are considered by the Management Committee (MANCOM) including monitoring of certain outsourced activities under service level agreements. The control functions are responsible for providing financial risk metrics to the Committees for monitoring and high-level risk management. Conduct of business and operational risk metrics are also collated to assist the Bank in delivering a high quality customer-centric outcome for both retail and corporate customers whilst maintaining appropriate fraud and AML controls.

To mitigate the primary risks, individual credit exposures are risk rated using an internal risk rating methodology and are then subject to specific appraisal and approval by the CIC or by the Board's Committee of Directors, where the transaction lies outside the devolved authority of CIC. The Bank has also implemented a range of portfolio level limits in order to diversify its credit and liquidity risks.

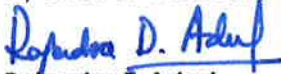
Risk metrics are monitored on a daily, weekly or monthly basis as appropriate to the nature of the underlying risks.

ICAAP and ILAA statements are prepared and submitted to the Board of the Bank. These are developed as part of the annual planning and budgeting process to ensure that the Bank's business plans are achievable within its capital and liquidity resources. Both the ICAAP and ILAA are subject to interim review and update in response to material changes to the business or regulatory environment.

Employees

The Bank continues to give considerable attention in selecting suitable employees to conduct its growing business operations and to meet the strategic objectives of the Bank. The Bank has a flat organisation structure and all departments are headed by persons with long experience in the industry in the relevant area.


By order of the Board



Rajendra D Adsul

Managing Director & Chief Executive Officer

15 April 2016



Kanchan Dasgupta
Company Secretary

AXIS BANK UK LIMITED

STATEMENT OF DIRECTORS' RESPONSIBILITIES

FOR THE YEAR ENDED 31 MARCH 2016

The Directors are responsible for preparing the annual report and financial statements in accordance with applicable laws and regulations.

The Companies Act 2006, being the applicable law in the UK, requires the Directors to prepare financial statements for each financial year. The Directors have prepared the Bank's financial statements in accordance with International Financial Reporting Standards (IFRSs) as adopted by the European Union (EU). The financial statements are required by law to give a true and fair view of the state of affairs of the Bank for that period.

In preparing the financial statements the Directors are required to:

- select suitable accounting policies and then apply them consistently;
- make judgements and estimates that are reasonable and prudent;
- state that the financial statements comply with IFRS as adopted by the EU, subject to any material departure disclosed and explained in the financial statements; and
- prepare the financial statements on the going concern basis, unless it is inappropriate to presume that the Bank will continue in business, in which case there should be supporting assumptions or qualifications as necessary.

The Directors are also required by the Disclosure and Transparency Rules (DTR) of the FCA to include a Management report containing a fair review of the business and a description of the principal risks and uncertainties facing the Bank.

Directors' responsibility statement

Each of the Directors, whose names are listed in the Directors' Report and Accounts confirms that, to the best of each person's knowledge and belief:

- the financial statements, prepared in accordance with IFRS as adopted by the EU and in accordance with the Companies Act 2006, give a true and fair view of the assets, liabilities, financial position and profit of the Bank;
- the Directors' report contained in the Annual Report and Accounts which comprises the sections described in the Directors' report section, includes a fair review of the development and performance of the business and the position of the Bank and a description of the principal risks and uncertainties that it faces;
- so far as the Directors are aware, there is no relevant audit information of which the Bank's auditors are unaware; and
- they have each taken all the steps that ought to have been taken by them as Directors in order to make themselves aware of any relevant audit information and to establish that the Bank's auditors are aware of that information.

The Directors are responsible for the integrity of the audited financial information on our website at www.axisbankuk.co.uk.

Legislation in the UK governing the preparation and dissemination of financial statements may differ from legislation in other jurisdictions.

By order of the Board



Rajendra D Adsul

Managing Director & Chief Executive Officer

15 April 2016

AXIS BANK UK LIMITED

INDEPENDENT AUDITOR'S REPORT TO THE MEMBERS OF AXIS BANK UK LIMITED FOR THE YEAR ENDED 31 MARCH 2016

We have audited the financial statements of Axis Bank UK Limited for the year ended 31 March 2016 which comprise the income statement, statement of comprehensive income, statement of changes in equity, statement of financial position, statement of cash flows and the related notes 1 to 31. The financial reporting framework that has been applied in their preparation is applicable law and International Financial Reporting Standards (IFRSs) as adopted by the European Union.

This report is made solely to the company's shareholders, as a body, in accordance with Chapter 3 of Part 16 of the Companies Act 2006. Our audit work has been undertaken so that we might state to the company's members those matters we are required to state to them in an auditor's report and for no other purpose. To the fullest extent permitted by law, we do not accept or assume responsibility to anyone other than the company and the company's members as a body, for our audit work, for this report or for the opinions we have formed.

Respective responsibilities of Directors and auditor

As explained more fully in the Statement of Directors' Responsibilities, the directors are responsible for the preparation of the financial statements and for being satisfied that they give a true and fair view. Our responsibility is to audit and express an opinion on the financial statements in accordance with applicable law and International Standards on Auditing (UK and Ireland). Those standards require us to comply with the Auditing Practices Board's (APB's) Ethical Standards for Auditors.

Scope of the audit of the financial statements

An audit involves obtaining evidence about the amounts and disclosures in the financial statements sufficient to give reasonable assurance that the financial statements are free from material misstatement, whether caused by fraud or error. This includes an assessment of: whether the accounting policies are appropriate to the company's circumstances and have been consistently applied and adequately disclosed; the reasonableness of significant accounting estimates made by the Directors; and the overall presentation of the financial statements. In addition, we read all the financial and non-financial information in the annual report to identify material inconsistencies with the audited financial statements and to identify any information that is apparently materially incorrect based on, or materially inconsistent with, the knowledge acquired by us in the course of performing the audit. If we become aware of any apparent material misstatements or inconsistencies we consider the implications for our report.

Opinion on the financial statements

In our opinion the financial statements:

- give a true and fair view of the state of the company's affairs as at 31 March 2016 and of its profit for the year then ended;
- have been properly prepared in accordance with IFRSs as adopted by the European Union; and
- have been prepared in accordance with the requirements of the Companies Act 2006.

AXIS BANK UK LIMITED

INDEPENDENT AUDITOR'S REPORT TO THE MEMBERS OF AXIS BANK UK LIMITED FOR THE YEAR ENDED 31 MARCH 2016

Opinion on other matters prescribed by the Companies Act 2006

In our opinion, based on the work undertaken in the course of the audit:

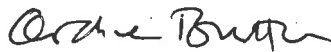
- the information given in the Strategic Report and the Directors' Report for the financial year for which the financial statements are prepared is consistent with the financial statements; and
- the Strategic Report and the Directors' Report have been prepared in accordance with applicable legal requirements.

In the light of the knowledge and understanding of the company and its environment obtained in the course of the audit, we have not identified any material misstatements in the Strategic Report and the Directors' Report.

Matters on which we are required to report by exception

We have nothing to report in respect of the following matters where the Companies Act 2006 requires us to report to you if, in our opinion:

- adequate accounting records have not been kept, or returns adequate for our audit have not been received from branches not visited by us; or
- the financial statements are not in agreement with the accounting records and returns; or
- certain disclosures of directors' remuneration specified by law are not made; or
- we have not received all the information and explanations we require for our audit.



Caroline Britton

(Senior Statutory Auditor)

For and on behalf of Deloitte LLP

Chartered Accountants and Statutory Auditor

London, United Kingdom

15 April 2016

AXIS BANK UK LIMITED
INCOME STATEMENT
FOR THE YEAR ENDED 31 MARCH 2016

COMPANY REGISTRATION NUMBER 7554558

	Notes	2016 USD	2015 USD
Interest and similar income	5	16,310,036	12,055,877
Interest and similar expense	6	(7,383,303)	(6,002,849)
Net Interest Income		8,926,733	6,053,028
Fee and commission income	7	6,027,618	4,225,195
Fee and commission expense	7	(1,567,301)	(73,124)
Net foreign exchange gain		103,333	32,772
Other operating income		52,015	54,017
Provision for loan impairment		(227,336)	-
Profit on sale of debt securities		367,922	320,957
Operating income		13,682,984	10,612,845
Personnel costs	8	(3,655,181)	(3,132,562)
Operating lease		(155,272)	(158,983)
Depreciation and amortisation	20	(589,439)	(573,362)
Other general operating expenses	10	(1,469,777)	(1,002,627)
Profit before Tax		7,813,315	5,745,311
Income tax expense	11	(1,574,412)	(1,215,087)
Profit for the year from continuing operations		6,238,903	4,530,224

The notes on pages 19 to 48 form part of these financial statements

AXIS BANK UK LIMITED
STATEMENT OF COMPREHENSIVE INCOME
FOR THE YEAR ENDED 31 MARCH 2016

COMPANY REGISTRATION NUMBER 7554558

	Notes	2016 USD	2015 USD
Profit for the year		6,238,903	4,530,224
Other comprehensive income net of tax			
<i>Items that may be reclassified subsequently to profit or loss:</i>			
Net movement in fair value on AFS investments		(46,140)	21,109
Tax relating to fair value movement on AFS investments	11	9,538	(4,234)
Net gain on AFS investments		(36,602)	16,875
Exchange difference on translation of tax creditor		(37,867)	-
Total comprehensive income attributable to equity Shareholders for the year		6,164,434	4,547,098

The notes on pages 19 to 48 form part of these financial statements

AXIS BANK UK LIMITED

STATEMENT OF CHANGES IN EQUITY FOR THE YEAR ENDED 31 MARCH 2016

COMPANY REGISTRATION NUMBER 7554558

	Issued capital	Fair value reserves	Translation reserves	Retained earnings	Total equity
	USD	USD	USD	USD	USD
Balance at 1 April 2014	55,000,002	7,670	-	1,595,642	56,603,314
Transaction with owners recorded directly in equity					
Dividend	-	-	-	-	-
	<u>55,000,002</u>	<u>7,670</u>		<u>1,595,642</u>	<u>56,603,314</u>
Total comprehensive income for the year					
Profit for the year	-	-	-	4,530,224	4,530,224
Other comprehensive income for the year					
Net movement in fair value on AFS	-	21,109	-	-	21,109
Tax relating to fair value movement on AFS	-	(4,234)	-	-	(4,234)
Balance at 31 March 2015	<u>55,000,002</u>	<u>24,545</u>	<u>-</u>	<u>6,125,866</u>	<u>61,150,413</u>
Balance at 01 April 2015	55,000,002	24,545	-	6,125,866	61,150,413
Transaction with owners recorded directly in equity					
Dividend	-	-	-	-	-
	<u>55,000,002</u>	<u>24,545</u>	<u>-</u>	<u>6,125,866</u>	<u>61,150,413</u>
Total comprehensive income for the year					
Profit for the year	-	-	-	6,238,903	6,238,903
Other comprehensive income for the year					
Net movement in fair value on AFS	-	(46,140)	-	-	(46,140)
Tax relating to fair value movement on AFS	-	9,538	-	-	9,538
Exchange difference on translation of tax creditor	-	-	(37,867)	-	(37,867)
Balance at 31 March 2016	55,000,002	(12,057)	(37,867)	12,364,769	67,314,847

The notes on pages 19 to 48 form part of these financial statements

AXIS BANK UK LIMITED
STATEMENT OF FINANCIAL POSITION
AS AT 31 MARCH 2016

COMPANY REGISTRATION NUMBER 7554558

	Notes	2016 USD	2015 USD
Assets			
Cash and balances with bank	12	1,700,474	2,459,161
Loans and advances to banks	15	56,976,130	56,096,400
Derivative financial Instruments	13	2,161,118	1,188,082
Financial investments - available for sale	16	34,954,443	55,293,883
Loans and advances to customers	17	311,055,918	240,024,141
Loans and advances to BTL customers	18	148,707,680	-
Financial investments - held to maturity	19	96,830,732	70,572,215
Property and equipment	20	1,756,519	2,235,974
Other assets	21	7,587,302	4,536,194
Total assets		661,730,316	432,406,050
Liabilities			
Derivative financial Instruments	13	1,039,030	1,928,484
Deposits from banks	22	373,820,129	250,980,991
Repurchase agreements	22	53,747,445	36,473,919
Deposits from customers	23	136,623,705	54,707,577
Current tax liabilities		709,259	505,091
Subordinated liabilities and other borrowed funds	24	24,529,557	24,462,357
Deferred tax liabilities	11	45,458	72,365
Other liabilities	25	3,900,886	2,124,853
Total liabilities		594,415,469	371,255,637
Equity attributable to equity holders			
Equity share capital	26	55,000,002	55,000,002
Fair value reserves		(12,057)	24,545
Retained earnings		12,364,769	6,125,866
Translation Reserve		(37,867)	-
Total equity		67,314,847	61,150,413
Total liabilities and equity		661,730,316	432,406,050

The financial statements were approved by the Board of Directors and authorised for issue on 15 April 2016.

Rajendra D Adsul
 Managing Director & Chief Executive Officer
 Company Registration No 07554558

The notes on pages 19 to 48 form part of these financial statements

AXIS BANK UK LIMITED
STATEMENT OF CASH FLOWS
FOR THE YEAR ENDED 31 MARCH 2016

	2016 USD	2015 USD
Cash flows from operating activities:		
Profit before tax	7,813,315	5,745,311
Adjustments to reconcile profit from operations		
Depreciation and amortisation	(589,439)	(573,362)
Income tax expense	(1,574,412)	(1,215,087)
Net foreign exchange gain	103,333	32,772
Provision for loan impairment	(227,336)	-
Cash flows before changes in operating activities	5,525,461	3,989,634
Changes in operating activities:		
Other receivables	(3,051,108)	(2,123,822)
Other payables	1,776,033	(282,368)
Loans and advances to customers	(71,031,776)	(4,262,476)
Loans and advances to BTL customers	(148,480,344)	-
Loans and advances to banks	(879,730)	(4,596,400)
Deposits by banks	122,839,138	(34,192,721)
Repurchase agreements	17,273,526	36,473,919
Deposits by customers	81,916,128	52,954,360
Income tax liabilities	139,394	457,870
Derivative financial instruments	(1,862,491)	595,603
Changes in operating activities	(1,361,230)	45,023,965
Net cash flows from/ (used in) operating activities (A)	4,164,231	49,013,599
Cash flows from investing activities:		
Adjustment on property, plant and equipment	965,561	1,051,364
Acquisition of HTM investments	(26,258,517)	705,394
Acquisition of AFS investments (net of reserves)	20,302,838	(50,277,594)
Net cash flows used in investing activities (B)	(4,990,118)	(48,520,836)
Cash flows from financing activities:		
Gross proceeds from issue of equity share capital	-	-
Gross proceeds from issue of subordinated liabilities	67,200	67,200
Net cash flows from financing activities (C)	67,200	67,200
Net (decrease)/increase in cash and cash equivalents (A+B+C)	(758,687)	559,962
Cash and cash equivalent as at the beginning of the year	2,459,161	1,899,199
Cash and cash equivalents as at the closing of the year (Note 12)	1,700,474	2,459,161

The notes on pages 19 to 48 form part of these financial statements

AXIS BANK UK LIMITED

NOTES TO THE FINANCIAL STATEMENTS FOR THE YEAR ENDED 31 MARCH 2016

1. Reporting entity

Axis Bank UK Limited is a limited company incorporated and domiciled in the United Kingdom. The Bank is a wholly-owned subsidiary of Axis Bank Limited, one of the leading private sector banks of India. The address of the Bank's registered office is 4th Floor, Kings House, 36-37 King Street, London EC2V 8BB. The Bank is primarily involved in providing a variety of banking and financial services including retail banking, corporate and commercial banking, trade finance and treasury services.

2. Basis of preparation

A. Statement of compliance

The financial statements of the Bank are prepared in accordance with International Financial Reporting Standards (IFRSs) and interpretations issued by the International Financial Reporting Interpretations Committee (IFRIC), as adopted by the European Union.

The Bank's financial statements for the year ended 31 March 2016 were authorised for issue on 15 April 2016.

B. Basis of measurement

The financial statements of the Bank are prepared on a historical cost basis in accordance with the special provisions of Part XV of the Companies Act 2006 relating to banking companies and applicable accounting standards except for the derivative financial instruments, financial instruments at fair value through profit or loss and financial investments available-for-sale, which are measured at fair value.

C. Functional and presentation currency

The financial statements of the Bank are presented in US Dollars (USD), which is the presentation and functional currency of the Bank as it represents the currency of the primary economic environment in which the Bank operates. A significant proportion of the Bank's assets and revenues are transacted in US Dollars.

Transactions in foreign currencies are recorded in US Dollars at the rate of exchange prevailing at the rates ruling at the end of the day in which the transaction arose. Any resulting exchange differences are included in the income statement. Monetary assets and liabilities denominated in foreign currencies are translated into the functional currency at the rate of exchange at the balance sheet date.

D. Use of Estimates and Judgements

The preparation of the financial statements in conformity with the generally accepted accounting principles requires the Management to make estimates and assumptions that affect the reported amounts of assets and liabilities, revenues and expenses and disclosure of contingent liabilities at the date of the financial statements. Actual results could differ from those estimates. The Management believes that the estimates used in the preparation of the financial statements are prudent and reasonable. Any revisions to the accounting estimates are recognised prospectively in the current and future periods.

AXIS BANK UK LIMITED
NOTES TO THE FINANCIAL STATEMENTS (continued)
FOR THE YEAR ENDED 31 MARCH 2016

E. Critical accounting judgements and key sources of estimation uncertainty

In application of the accounting policies, the Directors are required to make judgements, estimates and assumptions about the carrying amounts of assets and liabilities that are not readily apparent from other sources and may make necessary provisions in accordance with their assumptions. The estimates and associated assumptions are based on historical experience and other factors that are considered to be relevant. Actual results may differ from these estimates. In particular, loan impairment is a key area for the bank which is subject to critical accounting judgements, estimates and assumptions.

The estimates and underlying assumptions are reviewed on an ongoing basis. Revisions to accounting estimates are recognised in the period in which the estimate is revised if the revision affects only that period or in the period of the revision and future periods if the revision affects both the current and future periods.

F. Going concern

The Directors are of the opinion that it is appropriate to use the going concern basis in preparing these financial statements. (refer page 3 of Directors' Report).

G. Adoption of new and revised standards

At the date of authorisation of these financial statements, the bank has not applied the following new and revised IFRSs that have been issued but are not yet effective and (in some cases) had not yet been adopted by the EU:

IFRS 9		<i>Financial Instruments</i>
IFRS 15		<i>Revenue from Contracts with Customers</i>
IAS 1 (amendments)		<i>Disclosure Initiative</i>
IAS 16 and IAS 38 (amendments)		<i>Clarification of Acceptable Methods of Depreciation and Amortisation</i>
IAS 27 (amendments)		<i>Equity Method in Separate Financial Statements</i>
IFRS 10 and IAS 28 (amendments)		<i>Sale or Contribution of Assets between an Investor and its Associate or Joint Venture</i>
Annual Improvements to IFRSs: 2012-2014 Cycle		<i>Amendments to: IFRS 5 Non-current Assets Held for Sale and Discontinued Operations, IFRS 7 Financial Instruments: Disclosures, IAS 19 Employee Benefits and IAS 34 Interim Financial Reporting</i>

The Directors do not expect that the adoption of the Standards listed above will have a material impact on the financial statements of the Group in future periods, except that IFRS 9 will impact the measurement, disclosures and provisioning of financial instruments and IFRS 15 may have an impact on revenue recognition and related disclosures. Beyond the information above, it is not practicable to provide a reasonable estimate of the effect of IFRS 9 and IFRS 15 until a detailed review has been completed.

3. Significant accounting policies

Revenue recognition

Revenue is recognised to the extent that it is probable that the economic benefits will flow to the Bank and the revenue can be reliably measured. The following specific recognition criteria must also be met before revenue is recognised.

AXIS BANK UK LIMITED
NOTES TO THE FINANCIAL STATEMENTS (continued)
FOR THE YEAR ENDED 31 MARCH 2016

Interest and similar income and expense

Interest income/expenses for all interest-bearing financial instruments are recognised on an accruals basis in the income statement using the effective interest method. The effective interest rate is a method of calculating the amortised cost of a financial asset or financial liability and of allocating the interest income or expense over the relevant period using the estimated future cash flows.

The effective interest rate is the rate that exactly discounts estimated future cash receipts or payments through the expected life of the financial instrument or, where appropriate, a shorter period, to the net carrying amount of the financial asset or financial liability. When calculating the effective interest rate, the calculation includes all amounts paid or received by the Bank that are an integral part of the effective interest rate of a financial instrument, including transaction costs and all other premiums or discounts.

Fee and commission income

Fee and commission income is earned from a diverse range of services provided by the Bank to its customers and accounted for as follows:

- income earned on the execution of a significant act is recognised as revenue when the act is completed (for example, fees arising from negotiating, facilitating, coordinating, or participating in the negotiation of, a transaction for a third-party, irrespective of whether the Bank is participating in the financing arrangement and as agreed by the beneficiary of such services);
- income earned from the provision of services is recognised as revenue as the services are provided;
- in cases of uncertainty relating to collectability arising subsequent to accrual of fees, the fee shall be reversed / provided for, to reflect the uncertainty of collection. Generally 90 days can be considered as a reasonable period of time after which continuation of accrual should be based on evidence of collectability; and
- the fee income earned will be amortised over the period of the loan using effective interest rate method, however, income which forms an integral part of the effective interest rate of a financial instrument (as described above) is recognised as an adjustment to the effective interest rate and recorded in 'Interest income'.

Net trading income comprises all gains and losses from changes in the fair value of financial assets and financial liabilities held-for-trading.

Net income from financial instruments designated at fair value comprises gains and losses from changes in the fair value of financial assets and financial liabilities designated at fair value through profit or loss.

Profit on exchange transactions comprises profit (net of loss) on dealings in foreign exchange. All income earned by way of foreign exchange commission and charges on foreign exchange transactions except interest are to be included under this heading.

Dividend income is recognised when the right to receive the dividend income is established.

Lease transactions

Leases where the lessor effectively retains substantially all the risks and benefits of ownership over the lease term are classified as operating leases. Rentals payable and receivable under

AXIS BANK UK LIMITED

NOTES TO THE FINANCIAL STATEMENTS (continued)

FOR THE YEAR ENDED 31 MARCH 2016

operating leases are accounted for on a straight-line basis over the periods of the leases and are included in 'Other operating expenses' and 'Other operating income', respectively.

Retirement and other employee benefits

The Bank operates a defined contribution plan. The contribution payable to a defined contribution plan is in proportion to the services rendered to the Bank by the employees and is recorded as an expense under 'Employee compensation and benefits'. Unpaid contributions, if any, are recorded as a liability.

Income tax expense

Income tax expense comprises current and deferred tax. Income tax expense is recognised in the income statement except to the extent that it relates to items recognised in equity, in which case it is recognised in equity.

Current tax is the expected tax payable on the taxable income for the year, using tax rates enacted or substantively enacted at the balance sheet date, and any adjustment to tax payable in respect of previous years.

Deferred tax is provided for temporary differences between the carrying amounts of assets and liabilities for financial reporting purposes and the amounts used for taxation purposes. Deferred tax is measured at the tax rates that are expected to be applied to the temporary differences when they reverse, based on the laws that have been enacted or substantively enacted by the reporting date.

A deferred tax asset is recognised only to the extent that it is probable that future taxable profits will be available against which the asset can be utilised. Deferred tax assets are reviewed at each reporting date and are reduced to the extent that it is no longer probable that the related tax benefit will be realised. Unrecognised deferred tax assets are reassessed at each balance sheet date and are recognised to the extent that it has become probable that future taxable profit will allow the deferred tax asset to be recovered.

Deferred tax assets and deferred tax liabilities are offset if a legally-enforceable right exists to set off current tax assets against current tax liabilities and the deferred taxes relate to the same taxable entity and the same taxation authority.

Deferred tax is recognised for all taxable temporary differences, except where the deferred tax arises from the initial recognition of an asset or liability in a transaction that is not a business combination and, at the time of the transaction, affects neither the accounting profit nor taxable profit or loss.

Provisions

Provisions are recognised when the Bank has a present obligation (legal or constructive) as a result of a past event, and it is probable that an outflow of resources embodying economic benefits will be required to settle the obligation and a reliable estimate can be made of the amount of the obligation. The expense relating to any provision is presented in the income statement net of any reimbursement.

Provisions are reviewed at the end of each reporting date to reflect the current best estimate. If it is no longer probable that an outflow will be required to settle the obligation, the provisions are reversed.

AXIS BANK UK LIMITED

NOTES TO THE FINANCIAL STATEMENTS (continued)

FOR THE YEAR ENDED 31 MARCH 2016

Financial instruments

The Bank classifies its financial assets and liabilities into the following categories:

- financial assets/liabilities classified at fair value through profit or loss (FVTPL);
- loans and advances;
- available-for-sale;
- held-to-maturity investments; and
- other financial liabilities.

Appropriate classification of financial assets and liabilities is determined at the time of initial recognition. The Bank initially recognises loans and advances, deposits and financial liabilities on the date at which they are originated.

Investments are initially recognised on the trade date at which the Bank becomes a party to the contractual provisions of the instrument.

Financial assets and financial liabilities designated at fair value through profit or loss ('Fair Value Option')

Financial assets and financial liabilities classified in this category are those that are designated by Management on initial recognition. Management may only designate an instrument at fair value through profit or loss upon initial recognition when the following criteria are met, and designation is determined on an instrument by instrument basis:

- the designation eliminates or significantly reduces the inconsistent treatment that would otherwise arise from measuring the assets or liabilities or recognising gains or losses on them on a different basis; or
- the assets and liabilities are part of a bank of financial assets, financial liabilities or both which are managed and their performance evaluated on a fair value basis, in accordance with a documented risk Management or investment strategy; or
- the financial instrument contains one or more embedded derivatives which significantly modify the cash flows that otherwise would be required by the contract.

The fair value designation, once made, is irrevocable. Designated financial assets and financial liabilities are recognised when the Bank enters into the contractual provisions of the arrangements with counterparties, and are normally derecognised when sold (assets) or extinguished (liabilities). Measurement is initially at fair value, with transaction costs taken directly to the income statement. Subsequently, the fair values are re-measured, and gains and losses from changes therein are recognised in net gains /losses on financial instruments designated at fair value under 'net trading income'.

Loans and advances

Loans and advances include originated and purchased non-derivative financial assets with fixed or determinable payments that are not quoted in an active market and which are not classified as financial assets at fair value through profit or loss or financial investments available-for-sale.

Loans and advances are initially recognised at fair value, representing the cash consideration to originate the loan, plus the net of incremental transaction costs and fees. They are subsequently measured at amortised cost using the effective interest method less impairment. The amortisation is included in interest income in the income statement. The losses arising from impairment are recognised in 'Impairment charges on financial assets'.

AXIS BANK UK LIMITED
NOTES TO THE FINANCIAL STATEMENTS (continued)
FOR THE YEAR ENDED 31 MARCH 2016

Financial investments available-for-sale

Financial investments available-for-sale are non-derivative instruments that are designated as available-for-sale or are not classified under any other category of financial assets. Financial investments available-for-sale include debt and equity investments which are carried at fair value. These investments are measured initially at fair value plus transaction cost. Unrealised gains or losses are recorded net of applicable income taxes, as a component of available-for-sale reserve, until such investments are sold, collected or otherwise disposed off, or until any such investment is determined to be impaired. On disposal of an investment, the cumulative gain or loss recognised in equity is reclassified to the income statement as a reclassification adjustment.

Held-to-maturity

Held-to-maturity investments are non-derivative financial assets with fixed or determinable payments and fixed maturities that the Bank's Management has the positive intention and ability to hold to maturity.

All investments are initially recorded at cost, being the fair value of the consideration given and including acquisition charges associated with the investment. After initial recognition, investments which are classified as held to maturity are carried at cost less impairment if any.

Financial liabilities

Financial liabilities are recognised where the substance of the contractual arrangement results in the Bank having an obligation either to deliver cash or another financial asset to the holder. Financial liabilities include trade payables, other amounts payable, payable to related parties and interest bearing loans and borrowings. Financial liabilities are initially recognised at a fair value of consideration received less directly attributable transaction costs and subsequently measured at amortised cost using the effective interest rate method. Amortised cost is calculated by taking into account any discount or premium on the issue and costs that are an integral part of the effective interest rate method.

Reclassification of financial assets

- Accounting for the reclassification of financial assets held for trading

In accordance with IAS 39, where the Bank no longer intends to trade in financial assets it may transfer them out of the held for trading classification and measure them at amortised cost if they meet the definition of a loan. The initial value used for the purposes of establishing amortised cost is fair value on the date of the transfer.

- Accounting for the reclassification of non-derivative financial assets

Non-derivative financial assets (other than those designated at fair value through profit or loss upon initial recognition) may be reclassified out of the fair value through profit or loss category in the following circumstances:

Financial assets that would have met the definition of loans and receivables at initial recognition (if the financial asset had not been required to be classified as held for trading) may be reclassified out of the fair value through profit or loss category if there is the intention and ability to hold the financial asset for the foreseeable future or until maturity; and

AXIS BANK UK LIMITED
NOTES TO THE FINANCIAL STATEMENTS (continued)
FOR THE YEAR ENDED 31 MARCH 2016

Financial assets (except financial assets that would have met the definition of loans and receivables at initial recognition) may be reclassified out of the fair value through profit or loss category and into another category in rare circumstances.

When a financial asset is reclassified as described in the above circumstances, the financial asset is reclassified at its fair value on the date of reclassification. Any gain or loss already recognised in the income statement is not reversed. The fair value of the financial asset on the date of reclassification becomes its new cost or amortised cost, as applicable.

Derivative instruments

All derivative instruments are held at fair value through profit or loss, except for derivatives held for risk management purposes in an effective hedge. This includes terms included in a contract or other financial asset or liability (the host), which, had it been a standalone contract, would have met the definition of a derivative. These are separated from the host and accounted for in the same way as a derivative.

Fair value hedge accounting:

Changes in fair value of derivatives that qualify and are designated as fair value hedges are recorded in the income statement, together with changes in the fair value of the hedged asset or liability that are attributable to the hedged risk. The fair value changes adjust the carrying value of the hedged asset or liability held at amortised cost.

Cash flow hedge:

The effective portion of changes in the fair value of derivatives that are designated and qualify as cash flow hedges is recognised in other comprehensive income within the "Cash flow hedging reserve". Any gain or loss in fair value relating to an ineffective portion is recognised immediately in the income statement.

The accumulated gains and losses recognised in other comprehensive income are reclassified to the income statement in the periods in which the hedged item will affect profit or loss. However, when the forecast transaction that is hedged results in the recognition of a non-financial asset or a non-financial liability, the gains and losses previously recognised in other comprehensive income are reclassified, removed from equity and included in the initial measurement of the cost of the asset or liability.

At the inception of a hedge transaction, the Bank formally documents the hedging relationship and the risk management objective and strategy for undertaking the hedge. This process includes identification of the hedging instrument, hedged item, risk being hedged and the methodology for measuring effectiveness. In addition, the Bank assesses both at the inception of the hedge and on an ongoing quarterly basis, whether the derivative used in the hedging transaction has been highly effective in offsetting changes in fair value or cash flows of the hedged item, and whether the derivative is expected to continue to be highly effective.

If hedge relationships no longer meet the criteria for hedge accounting, hedge accounting is discontinued.

For fair value hedges of interest rate risk, the fair value adjustment to the hedged item is amortised to the income statement over the period to maturity of the previously designated hedge relationship using the effective interest method.

AXIS BANK UK LIMITED

NOTES TO THE FINANCIAL STATEMENTS (continued)

FOR THE YEAR ENDED 31 MARCH 2016

If the hedged item is sold or repaid, the unamortised fair value adjustment is recognised immediately in the income statement.

Derivatives embedded in other financial instruments, such as the conversion option in an acquired convertible bond, are treated as separate derivatives and recorded at fair value if their economic characteristics and risks are not closely related to those of the host contract, and the host contract is not itself held-for-trading or designated at fair value through profit or loss. The embedded derivatives separated from the host are carried at fair value in the trading portfolio with changes in fair value recognised in the income statement under 'Net trading income'.

De-recognition of financial assets and financial liabilities

Financial assets

A financial asset (or, where applicable a part of a financial asset or part of similar financial assets) is derecognised when:

- the rights to receive cash flows from the asset have expired; or
- the Bank has transferred its rights to receive cash flows from the asset or has assumed an obligation to pay the received cash flows in full without material delay to a third party under a 'pass-through' arrangement; and either:
- the Bank has transferred substantially all the risks and rewards of the asset; or
- the Bank has neither transferred nor retained substantially all the risks and rewards of the asset, but has transferred control of the asset.

When the Bank has transferred its rights to receive cash flows from an asset or has entered into a pass-through arrangement, and has neither transferred nor retained substantially all the risks and rewards of the asset nor transferred control of the asset, the asset is recognised to the extent of the Bank's continuing involvement in the asset.

On de-recognition of a financial asset in its entirety, the difference between the carrying amount and the sum of: (a) the consideration received (including any new asset obtained less any new liability assumed); and (b) any cumulative gains or losses that have been recognised directly in other comprehensive income is recognised in profit or loss.

Financial liabilities

A financial liability is derecognised when the obligation under the liability is discharged or cancelled or expires. Where an existing financial liability is replaced by another from the same lender on substantially different terms, or the terms of an existing liability are substantially modified, such an exchange or modification is treated as a de-recognition of the original liability and the recognition of a new liability, and the difference in the respective carrying amounts is recognised in the income statement and the associated liability is also recognised.

Repurchase and reverse repurchase agreements

The Bank may also sell (a repurchase agreement) or lend securities subject to a commitment to repurchase or redeem them. The securities are retained on the balance sheet as the Bank retains substantially all the risks and rewards of ownership. Consideration received (or cash collateral provided) is accounted for as a financial liability at amortised cost.

The Bank may purchase (a reverse repurchase agreement) or borrow securities subject to a commitment to resell or return them. The securities are not included in the balance sheet as the

AXIS BANK UK LIMITED

NOTES TO THE FINANCIAL STATEMENTS (continued)

FOR THE YEAR ENDED 31 MARCH 2016

Bank does not acquire the risks and rewards of ownership. Consideration paid (or cash collateral provided) is accounted for as a loan asset at amortised cost.

Impairment of financial assets

At each reporting date, the Bank assesses whether there is objective evidence that a financial asset or a set of financial assets is impaired. A financial asset or a set of financial assets is impaired and impairment losses are incurred if there is:

- objective evidence of impairment as a result of a loss event that occurred after the initial recognition of the asset and up to the reporting date;
- the loss event had an impact on the estimated future cash flows of the financial asset or the Bank of financial assets; and
- a reliable estimate of the amount can be made.

Impairment of loans and advances

Loans and advances are evaluated individually and collectively for impairment.

Impairment of financial investments in AFS portfolio

The Bank assesses, at each balance sheet date, whether there is objective evidence that a financial investment in the AFS portfolio is impaired. In case of such evidence, it is considered impaired if its acquisition cost (net of any principal repayments and amortisation) exceeds the recoverable amount. The recoverable amount of a quoted financial investment in the AFS portfolio is determined to be impaired if objective evidence indicates that the decline in market price has reached such a level that recovery of the cost value cannot be reasonably expected within the foreseeable future. For a non-quoted financial investment in the AFS portfolio (debt and equity instruments), the recoverable amount is determined by applying recognised valuation techniques.

The standard method applied for a non-quoted equity instrument is based on the multiple of earnings observed in the market for comparable companies. Management may adjust the valuation determined in this way based on its judgement.

For a non-quoted debt instrument, the Bank typically determines the recoverable amount by applying a discounted cash flow method.

If a financial investment in the AFS portfolio is determined to be impaired, the cumulative loss that was previously recognised in equity is included in the income statement as a component of 'Impairment charges on financial assets'. After recognition of impairment on a financial investment in the AFS portfolio, an increase in fair value of an equity instrument is reported in equity and an increase in fair value of a debt instrument up to original cost is recognised in the income statement as a component of 'Impairment charges on financial assets', provided the fair value increase is objectively related to a specific event occurring after the impairment loss was recognised in the income statement.

Offsetting

Financial assets and financial liabilities are offset and the net amount reported in the balance sheet if, and only if, there is a currently enforceable legal right to offset the recognised amounts and there is an intention to settle on a net basis, or to realise the asset and settle the liability simultaneously. This is not generally the case with master netting agreements. Therefore, the related assets and liabilities are presented gross in the balance sheet.

AXIS BANK UK LIMITED
NOTES TO THE FINANCIAL STATEMENTS (continued)
FOR THE YEAR ENDED 31 MARCH 2016

Financial guarantees

In the ordinary course of business, the Bank may give financial guarantees, consisting of letters of credit, guarantees and acceptances. Financial guarantees are initially recognised in the financial statements (within other liabilities) at fair value, which is generally the fee received or receivable. Subsequently, financial guarantee liabilities are measured at the higher of the initial fair value, less cumulative amortisation, and the best estimate of the expenditure required to settle the obligations.

Property, plant and equipment

Property and equipment is stated at cost, which includes direct and incremental acquisition costs less accumulated depreciation and impairment provisions. Subsequent costs shall be capitalised if these result in an enhancement to the asset. Depreciation is calculated using the straight-line method to write down the cost of property and equipment to their residual values over their estimated useful lives. The estimated useful lives are as follows:

Asset	Estimated useful life
Equipment (Including highly maintained)	5 to 7 years
Computer hardware	5 to 7 years
Furniture, fixtures and equipment	5 to 7 years
Leasehold improvements	Over the lease period

Property and equipment is derecognised on disposal or when no future economic benefits are expected from its use. Any gain or loss arising on de-recognition of the asset (calculated as the difference between the net disposal proceeds and the carrying amount of the asset) is recognised in 'Other operating income' in the income statement in the year in which the asset is derecognised.

Property and equipment under construction and advances paid towards acquisition of property and equipment are disclosed as capital work-in-progress.

Intangible assets

An intangible asset is recognised only when its cost can be measured reliably and it is probable that the expected future economic benefits that are attributed to it will flow to the Bank. Intangible assets acquired separately are measured on initial recognition at cost. Following the initial recognition, intangible assets are carried at cost less any accumulated amortisation and any impairment loss.

Acquired computer software licenses are capitalised on the basis of the costs incurred to acquire and bring to use the specific software. Computer software costs are amortised on the basis of the expected useful life of 5 to 10 years. The amortisation period and the amortisation method for an intangible asset with a finite useful life are reviewed at least at each financial year-end. Changes in the expected useful life are accounted for by changing the amortisation period or method, as appropriate, and treated as changes in accounting estimates. The amortisation expense on intangible assets is recognised in the income statement under 'Operating expenses'. Costs associated with maintaining software are recognised as an expense as incurred.

AXIS BANK UK LIMITED
NOTES TO THE FINANCIAL STATEMENTS (continued)
FOR THE YEAR ENDED 31 MARCH 2016

Impairment of non-financial assets

Non-financial assets are reviewed for impairment at each reporting date to determine whether there is any indication of impairment. If any such indication exists then the asset's recoverable amount is estimated. The recoverable amount of an asset is the greater of its value in use and its fair value less costs to sell. The impairment loss to be recognised is the amount by which the carrying amount of the assets exceeds the recoverable amount. The impairment is recognised in income statement.

Cash and cash equivalents

Cash and cash equivalents include notes and coins on hand, balances with Banks and highly liquid financial assets with original maturities of three months or less from the acquisition date that are subject to an insignificant risk of change in their fair value and are used by the Bank in the management of its short-term commitments.

4. Operating segments

The Bank undertakes the business of commercial banking which is carried on within the United Kingdom. Its activities are currently managed on a centralised business model so the revenue and the costs are not attributable to any one operating or geographic segment.

AXIS BANK UK LIMITED

NOTES TO THE FINANCIAL STATEMENTS (continued) FOR THE YEAR ENDED 31 MARCH 2016

5. Interest and similar income	2016	2015
	USD	USD
Short-term funds	146,324	123,715
Loans and advances to customers	9,713,455	8,807,568
Loans and advances to BTL customers	1,784,896	-
Financial investments – available-for-sale	1,185,179	387,615
Financial investments – held to maturity	3,480,182	2,736,979
	16,310,036	12,055,877
6. Interest and similar expense	2016	2015
	USD	USD
Deposit from banks	3,856,870	4,030,099
Deposit from customers	1,446,458	591,702
Subordinated debt issued	1,213,408	1,184,659
Securities lent and repurchase agreement	859,532	193,429
Others	7,035	2,960
	7,383,303	6,002,849
7. Net fees and commission income	2016	2015
	USD	USD
Fees and commission income		
Corporate finance fees	3,479,358	4,223,416
BTL fees	2,546,010	-
Other fees received	2,250	1,779
	6,027,618	4,225,195
Fees and commission expenses		
BTL fees – Capita	(312,541)	-
BTL fees – 3 rd party	(1,254,760)	-
Brokerage fees	-	(5,024)
Fee share on sale of assets	-	(68,100)
	(1,567,301)	(73,124)
Net fees and commission income	4,460,317	4,152,071

AXIS BANK UK LIMITED
NOTES TO THE FINANCIAL STATEMENTS (continued)
FOR THE YEAR ENDED 31 MARCH 2016

	2016	2015
	USD	USD
8. Personnel costs		
Wages and salaries	3,296,311	2,784,927
Social security costs	315,420	322,867
Pension costs – Defined contribution plan	43,450	24,768
	3,655,181	3,132,562
The number of persons employed by the Bank	18	15
There are no share-based payments made by Axis Bank UK Limited		
9. Directors' emoluments	2016	2015
(included in wages and salaries above)	USD	USD
Emoluments	1,283,272	1,035,518
Contribution to external pension scheme included in above	13,322	13,620
The gross emoluments* of the highest paid Director were USD 547,329 (2015: USD 529,704)		
* Gross emoluments include salary and benefits		
10. Other general operating expenses	2016	2015
	USD	USD
Advertising and marketing	156,366	2,468
Administrative and office maintenance	955,487	687,598
Professional fees	210,613	217,826
Bank charges, rates and taxes	49,131	54,503
Others	98,180	40,232
	1,469,777	1,002,627
Professional fees include the following :		
Auditor's remuneration - audit services	85,134	91,248
Auditor's remuneration – non audit services	12,874	15,053
	98,008	106,301

AXIS BANK UK LIMITED
NOTES TO THE FINANCIAL STATEMENTS (continued)
FOR THE YEAR ENDED 31 MARCH 2016

11. Income tax

The components of income tax expense for the years ended 31 March are:

	2016	2015
	USD	USD
Current tax expense		
Current income tax	1,601,320	1,220,230
Deferred tax		
Effect of rate changes	(2,393)	(3,618)
Relating to origination and reversal of temporary differences	(24,515)	(1,525)
	1,574,412	1,215,087
Reconciliation of income tax charge to accounting profit		
Profit before tax	7,813,315	5,745,311
Tax at the domestic income tax rate of 20% (2015: 21%)	1,562,663	1,206,515
Tax effect of non-deductible depreciation	10,273	10,787
Tax effect of other non-deductible expenses/non-taxable income	3,869	1,403
Tax effect of rate changes	(2,393)	(3,618)
Tax expense using effective rate	1,574,412	1,215,087
Deferred tax is composed of the tax impact of the following item		
Excess of book value over tax written down value of tangible fixed assets	45,458	72,365
	45,458	72,365
Current income tax charged to equity		
(Credit)/Charge arising on AFS reserve movement	(9,538)	4,234
Tax effective rate	20.15%	21.15%

The tax charge is based upon a UK corporation tax rate for 20% for the year ended 31 March 2016 (2015: 21%). Finance Act 2013 enacted a reduction in the UK corporation tax rate to 20% with effect from 1 April 2015. This reduction in the tax rate impacted the current tax charge in 2016. Finance (No. 2) Act 2015 enacted reductions in the UK corporation tax rate to 19% with effect from 1 April 2017 and 18% with effect from 1 April 2020. These reductions in the tax rate will impact the current tax charge in future periods.

Deferred income taxes are calculated on all temporary differences under the liability method using an effective rate of 19% (2015: 20%).

As the change in rates was substantively enacted prior to 31 March 2016, it has been reflected in the disclosed deferred tax liability at 31 March 2016.

AXIS BANK UK LIMITED

NOTES TO THE FINANCIAL STATEMENTS (continued) FOR THE YEAR ENDED 31 MARCH 2016

	2016 USD	2015 USD
12. Cash and balance with Bank		
Cash on hand	-	-
Cash at bank	1,700,474	2,459,161
	1,700,474	2,459,161

13. Derivative financial instruments

The Bank deals in various currencies and it is not always possible to match the asset and liability in each currency. As a result, the Bank uses currency swaps to eliminate currency risk on long-or-short term currency positions. These derivatives are revalued daily and any change in their fair value is recognised in the income statement.

The table below shows the fair values of derivative financial instruments recorded as assets or liabilities together with their notional amounts. The notional amount, recorded gross, is the amount of a derivative's underlying asset, reference rate or index and is the basis upon which changes in the value of derivatives are measured. The notional amounts indicate the volume of transactions outstanding at the year-end and are indicative of neither the market risk nor the credit risk.

	2015-2016			
	Asset USD	Notional amount USD	Liabilities USD	Notional amount USD
Derivatives used as:				
- Currency swaps	2,161,118	200,697,859	1,039,030	199,472,642
	2014-2015			
	Asset USD	Notional amount USD	Liabilities USD	Notional amount USD
Derivatives used as:				
- Currency swaps	1,188,082	32,845,176	1,928,484	32,104,773

14. Fair value of assets and liabilities

IFRS 13 Fair Value Measurement requires an entity to classify its assets and liabilities according to a hierarchy that reflects the observability of significant market inputs. The three levels of the fair value hierarchy are defined below.

Level 1 Securities: The fair value for financial instruments traded in active markets is based on their quoted market price or dealer price quotations without any deduction for transaction costs.

Level 2 Securities: For all other financial instruments not traded in an active market, the fair value is determined by using appropriate valuation techniques. Valuation techniques include the discounted cash flow method, comparison to similar instruments for which market-observable prices exist, options pricing models, credit models and other relevant valuation models.

AXIS BANK UK LIMITED

NOTES TO THE FINANCIAL STATEMENTS (continued) FOR THE YEAR ENDED 31 MARCH 2016

Level 3 Securities: Certain financial instruments are recorded at fair value using valuation techniques in which current market transactions or observable market data are not available. Their fair value is determined using a valuation model that has been tested against prices or inputs to actual market transactions and using the Bank's best estimate of the most appropriate model assumptions. Models are adjusted to reflect the spread for bid and ask prices to reflect costs to close out positions, counterparty credit and liquidity spread and limitations in the models.

The following tables set out the valuation methodologies adopted by asset and liability categories measured at fair value in the financial statements.

	2015-2016		
	Quoted market prices (Level 1)	Valuation techniques using observable market data (Level 2)	Valuation techniques using non- observable market data (Level 3)
	USD	USD	USD
Financial assets			
Cash and balance with Bank	1,700,474	-	-
Derivative financial instruments	-	2,161,118	-
Financial investments – AFS (debt)	22,878,719	12,075,724	-
	24,579,193	14,236,842	-
Financial Liabilities			
Derivative financial instruments	-	1,039,030	-
	-	1,039,030	-
	2014-2015		
	Quoted market prices (Level 1)	Valuation techniques using observable market data (Level 2)	Valuation techniques using non- observable market data (Level 3)
	USD	USD	USD
Cash and balance with Bank	2,459,161	-	-
Derivative financial instruments	-	1,188,082	-
Financial investments – AFS (debt)	29,990,625	25,303,258	-
	32,449,786	26,491,340	-
Derivative financial instruments	-	1,928,484	-
	-	1,928,484	-

AXIS BANK UK LIMITED

NOTES TO THE FINANCIAL STATEMENTS (continued) FOR THE YEAR ENDED 31 MARCH 2016

Fair value of financial assets and financial liabilities that are not measured at fair value (but fair value disclosures are required)

	Carrying amount*		Fair value	
	2015-2016 USD	2014-2015 USD	2015-2016 USD	2014-2015 USD
Financial assets				
Loan and Advances to Banks	56,976,130	56,096,400	56,976,130	56,096,400
Loan and Advances to customers	311,055,918	240,024,141	311,055,918	240,024,141
Loan and Advances to BTL customers	148,707,680	-	148,707,680	-
Financial Investments - Held to Maturity	96,830,732	70,572,215	96,830,732	70,572,215
Other Assets (Only Financial Instruments)	7,587,302	4,536,194	7,587,302	4,536,194
Total	621,157,762	371,228,950	621,157,762	371,228,950
Financial liabilities				
Deposit By Banks	373,820,129	250,980,991	373,820,129	250,980,991
Repurchase Agreement	53,747,445	36,473,919	53,747,445	36,473,919
Deposit from Customers	136,623,705	54,707,577	136,623,705	54,707,577
Debt Securities in Issue	24,529,557	24,462,357	24,529,557	24,462,357
Other Liabilities	4,655,603	2,702,309	4,655,603	2,702,309
Total	593,376,439	369,327,153	593,376,439	369,327,153

*Net Amount

	2016 USD	2015 USD
15. Loans and advances to Banks		
Interbank placements	56,976,130	56,096,400
	56,976,130	56,096,400

	2016 USD	2015 USD
16. Financial investments – available for sale		
Quoted investments		
Government debt securities	22,878,719	29,990,625
Other debt securities	12,075,724	25,303,258
	34,954,443	55,293,883

AXIS BANK UK LIMITED

NOTES TO THE FINANCIAL STATEMENTS (continued) FOR THE YEAR ENDED 31 MARCH 2016

	2016	2015
	USD	USD
17. Loans and advances to Customers		
Corporate lending	298,180,260	229,018,828
Customers' overdraft	13,047,494	11,510,332
Less: unamortised fees	(171,836)	(505,019)
	311,055,918	240,024,141
	2016	2015
	USD	USD
18. Loans and advances to BTL Customers		
BTL Customer lending	148,931,105	-
Less: credit loss provisions	(223,425)	-
	148,707,680	-
	2016	2015
	USD	USD
19. Financial investments – held to maturity		
Quoted investments		
Other debt securities	81,619,744	55,278,083
Unquoted investments		
Other debt securities	15,210,988	15,294,132
	96,830,732	70,572,215

AXIS BANK UK LIMITED

NOTES TO THE FINANCIAL STATEMENTS (continued) FOR THE YEAR ENDED 31 MARCH 2016

20. Property and equipment

	Leasehold improvements USD	Computer (inc. software) USD	Other fixed assets USD	Total USD
Cost:				
At 01 April 2014	256,833	2,934,405	6,075	3,197,313
Additions	-	142,157	-	142,157
Disposals	-	-	-	-
At 31 March 2015	256,833	3,076,562	6,075	3,339,470
Additions	-	109,984	-	109,984
Disposals	-	-	-	-
At 31 March 2016	256,833	3,186,546	6,075	3,449,454

Depreciation and amortisation:

At 01 April 2014	(51,367)	(500,308)	(1,215)	(552,890)
Disposals	-	-	-	-
Depreciation charge for the year	(51,367)	(520,780)	(1,215)	(573,362)
At 31 March 2015	(102,734)	(1,021,088)	(2,430)	(1,126,252)
Disposals	-	-	-	-
Depreciation charge for the year	(51,366)	(536,858)	(1,215)	(589,439)
At 31 March 2016	(154,100)	(1,557,946)	(3,645)	(1,715,691)

Net book value:

At 31 March 2015	154,099	2,055,474	3,645	2,213,218
At 31 March 2016	102,733	1,628,600	2,430	1,733,763

Add: Assets under construction (2015: 22,756)

22,756

Property and equipment

At 31 March 2016 (2015: 2,235,974)

1,756,519

21. Other assets

Accrued income
Deposits
Other prepayments

	2016 USD	2015 USD
Accrued income	6,952,304	4,278,084
Deposits	164,212	167,272
Other prepayments	470,786	90,838
	7,587,302	4,536,194

AXIS BANK UK LIMITED

NOTES TO THE FINANCIAL STATEMENTS (continued) FOR THE YEAR ENDED 31 MARCH 2016

	2016 USD	2015 USD
22. Deposits from banks		
Inter bank borrowings	374,000,000	251,000,000
Less: unamortised fees	(179,871)	(19,009)
	373,820,129	250,980,991
Deposits by Banks – securities sold under repurchase agreements	53,747,445	36,473,919
	427,567,574	287,454,910

Repayable

For maturity profile of the deposits- refer to Liquidity profile (page 47).

Transfers of financial assets not qualifying for de-recognition

Axis Bank UK enters into repo transactions in the normal course of business by which it transfers recognised financial assets directly to third parties. As the substance of the sale and repurchase is secured borrowings, the asset collateral continues to be recognised in full and the related liability reflecting the Axis Bank UK's obligation to repurchase the transferred assets for a fixed price at a future date is recognised in deposits from banks. As a result of these transactions, Axis Bank UK is unable to use, sell or pledge the transferred assets for the duration of the transaction. Axis Bank UK remains exposed to interest rate risk and credit risk on these pledged transactions. The counterparty's recourse is not limited to transferred assets.

Nature of transaction	2015-16 Carrying amount of transferred assets USD	2015-16 Carrying amount of associated liabilities USD	2014-15 Carrying amount of transferred assets USD	2014-15 Carrying amount of associated liabilities USD
Sale and repurchase agreements	71,465,588	54,908,515	45,011,936	36,863,919

Assets charged as security for liabilities

The financial assets below are analysed between those assets accounted for on balance sheet and off balance sheet in accordance with IFRS.

	2015-16 USD	2014-15 USD
On balance sheet		
Debt securities	131,785,175	125,866,098
Off balance sheet		
Debt securities	NIL	NIL

AXIS BANK UK LIMITED
NOTES TO THE FINANCIAL STATEMENTS (continued)
FOR THE YEAR ENDED 31 MARCH 2016

Sale and repurchase agreements

Axis Bank UK enters into sale and repurchase agreements and similar transactions of debt securities which are accounted for as secured borrowings. Upon entering into such transactions, collateral is provided equal to 100-130% of borrowed amount. The carrying amount of assets that were provided at 31 March 2016 were USD 71.465 mn (Mar 2015 – USD 45.011 mn) included in debt securities in the table above.

	2016	2015
	USD	USD
23. Deposit from customers		
Current accounts	3,110,533	2,316,668
Savings accounts	44,750	14,876
Fixed Term deposits	133,468,422	52,376,033
	136,623,705	54,707,577

	2016	2015
	USD	USD
24. Subordinated liabilities and other Borrowed Funds		
Subordinated debt	25,000,000	25,000,000
Less: Prepayment of subordinated debt expenses*	(470,443)	(537,643)
	24,529,557	24,462,357

This represents lower Tier II capital of USD 25 million received from Axis Bank, India issued in April 2013 maturing in March 2023 (with a call option at the end of 5 years).

* Upfront fee of 2.50% of the loan amount paid to the Axis Bank, India and legal charges being amortised over the period of the loan.

	2016	2015
	USD	USD
25. Other liabilities		
Interest payable	2,533,943	1,325,445
Other payables and accrued liabilities	1,366,943	799,408
	3,900,886	2,124,853

AXIS BANK UK LIMITED

NOTES TO THE FINANCIAL STATEMENTS (continued) FOR THE YEAR ENDED 31 MARCH 2016

	2016 USD	2015 USD
26. Equity share capital		
Issued and fully-paid share capital		
1 ordinary share of GBP 1	2	2
55 million ordinary shares of USD 1 each	55,000,000	55,000,000
Total equity capital	55,000,002	55,000,002

27. Related party transactions

The related parties of the Bank are broadly classified as:

a) Promoters

The ultimate controlling party of the company is Axis Bank Limited incorporated in India which is both the parent company (ownership - 100%) and ultimate controlling party.

b) Key Management Personnel

- Mr. Rajendra D Adsul (Managing Director & Chief Executive Officer)
- Mr. Martin Say (Executive Director – Risk & Compliance)

c) Associate companies

The bank considers Axis Bank Limited (including all its branches in India and abroad) and its subsidiaries/step down subsidiary and associate (as listed below) as related parties in view of 100% shareholding of Axis Bank Limited in the Bank. The entire equity capital and Tier II capital of the Bank is held by Axis Bank Limited.

- Axis Capital Limited
- Axis Private Equity Limited
- Axis Trustee Services Limited
- Axis Asset Management Company Limited
- Axis Mutual Fund Trustee Limited
- Axis Finance Limited
- Axis Securities Limited
- Axis Securities Europe Limited

As on 31 March 2016, the liabilities and assets outstanding to the related parties are as below:

Sr. No.	Items	All in USD	
		2016	Promoters 2015
1.	Equity capital	55,000,002	55,000,002
2.	Subordinated debt	25,000,000	25,000,000
3.	Accrued liability - subordinated liabilities and other borrowings	112,325	46,120
4.	Cash and balances with Bank	388,621	23,563
5.	Deposit by Bank	10,000,000	-
6.	Swaps / forward contracts (notional)	-	3,254,944

Income earned from the related party and expenditure made on the related party for the year 2015-2016 is given as under.

AXIS BANK UK LIMITED
NOTES TO THE FINANCIAL STATEMENTS (continued)
FOR THE YEAR ENDED 31 MARCH 2016

Sr. No.	Items	Promoters	
		2016	2015
1.	Fees and commission paid	-	-
2.	Equity Capital received	-	-
3.	Subordinated debt received	-	-
4.	Purchase of advances	-	51,045,000
5.	Sale of advances	-	1,462,687
6.	Call / Term Borrowings from related parties	10,000,000	-
7.	Call / Term Lendings to related parties	-	-
8.	Interest paid (Subordinated Debts)	1,146,208	1,117,459
9.	Outsourcing charges and Internal audit fees paid	128,023	149,880
10.	Interest paid (Others)	63,553	-
11.	Interest received (Others)	-	-
12.	Re-imburement of expenses/ fixed assets	103,586	-
13.	Swaps / Forward Contracts (notional)	7,466,331	26,313,075

The company enters into commercial transactions with its parent company in the ordinary course of business on an arm's length basis.

Other transactions with related parties (including remuneration paid to the Directors) are disclosed in Note 9.

28. Operating lease commitments

The Bank had the following operating lease commitments at the year end.

	2016 USD	2015 USD
Within one year	147,545	149,372
Within two to five years	137,287	293,014
	284,832	442,386

29. Overview of the Bank's risk management

Credit Risk Management

The goal of the Bank's credit risk management is to manage the credit risk inherent in individual exposures as well as at the portfolio level and to maximise the Bank's risk-adjusted rate of return on capital by maintaining a healthy credit portfolio. To achieve this, the Bank has structured credit approval processes and a comprehensive Credit Risk Management Policy which also provides for the early identification of weak or vulnerable assets and actively managing them thereafter to minimise impairment provisions. Credit exposures are controlled through a series of individual asset and portfolio level limits applied in order to both reduce concentration risk, and to ensure that exposure is reduced as credit risk increases.

These limits comprise ratings-based, graduated scales setting the maximum transaction size for secured and unsecured lending, the limits for unsecured lending being commensurately lower for

AXIS BANK UK LIMITED

NOTES TO THE FINANCIAL STATEMENTS (continued) FOR THE YEAR ENDED 31 MARCH 2016

any given rating grade. Separate credit limits for exposures to institutions and based around a combination of ratings and maturity profile.

The bank has an internal credit rating model and all non-bank counterparties except those backed by 100% cash margin are required to be rated using the internal credit rating model. The risk department reviews and confirms the rating assigned to a borrower or counterparty. The Bank also maintains appropriate income recognition and provisioning policies. Any exposure to a single party or group in excess of 10% of its capital base is considered as large exposure as per regulatory guidelines and is monitored regularly.

Collateral

Collateral is held to mitigate credit risk exposure and may include one or more of:

1. Bank Deposits under Lien including those with third party institutions
2. Marketable Securities
3. Current Assets
4. Bank Guarantees and Letters of Credit
5. Fixed Assets (Movable and Immovable)
6. Corporate Guarantees

No collateral was held in respect of exposures to Banks and financial institutions at the year-end. Non-bank exposures are secured as set out in the table below:

Collateral Type	Loans and Advances to Customers (USD'000)		Collateral Value (USD'000)		2016 % of Exposure	
	Retail	Non-Retail	Retail	Non-Retail	Retail	Non-Retail
	Bank Deposit	49,000	-	49,000	-	100%
Marketable Securities	-	-	-	-	-	-
Current Assets	-	13,036	-	25,133	-	193%
Bank Guarantees and Letter of Credit	-	20,412	-	20,412	-	100%
Fixed Assets (Moveable and Immovable)	148,708	138,322	216,213	245,875	145%	178%
Corporate Guarantee	-	50,800	-	50,800	-	100%
Unsecured	-	39,486	-	-	-	-
Total	197,708	262,056	265,213	342,220	134%	131%

AXIS BANK UK LIMITED
NOTES TO THE FINANCIAL STATEMENTS (continued)
FOR THE YEAR ENDED 31 MARCH 2016

2015

Collateral Type	Loans and Advances to Customers (USD'000)		Collateral Value (USD'000)		% of Exposure	
	Retail	Non-Retail	Retail	Non-Retail	Retail	Non-Retail
Bank Deposit	49,000		49,000		100.00%	
Marketable Securities						
Current Assets		12,645		25,317		200.22%
Bank Guarantees and Letter of Credit		20,398		20,398		100.00%
Fixed Assets (Moveable and Immovable)		104,752		200,478		191.38%
Corporate Guarantee		28,880		28,880		100.00%
Unsecured		24,349				0.00%
Total	49,000	191,024	49,000	275,073	100.00%	144.00%

Country Risk Exposure

Country risk is the risk that an occurrence within a country could have an adverse effect on the Bank. The Bank's risk management framework incorporates measures and tools to monitor this risk. These measures include various limits by country and a risk rating by country which is updated quarterly. Country risk exposure is based on the domicile of the legal entity. The following table provides a summary of exposures by counterparty as of 31 March 2016:

Countries	2016		2015	
	Exposure (USD'000)	% of Total Exposure	Exposure (USD'000)	% of Total Exposure
Australia	1,563	0.2%		
Bermuda	1,803	0.3%		
Canada	12,048	1.9%		
Cayman Island	15,107	2.3%		
India	159,184	24.4%	160,008	37.7%
Isle of Man	9,193	1.4%	10,278	2.4%
Italy	9,673	1.5%		
Mauritius	15,000	2.3%	24,058	5.7%
Netherlands	28,682	4.4%	19,876	4.7%
Singapore	19,250	3.0%	25,000	5.9%
Switzerland	11,000	1.6%	12,227	2.9%
UAE	19,600	3.0%	19,600	4.6%
UK	301,179	46.2%	107,920	25.4%
US	49,102	7.5%	45,287	10.7%
Other	3	0.0%	192	0.0%
Total	652,387	100.0%	424,446	100.0%

Market Risk Management

Market risks for the Bank include FX risk and interest rate risk. The Bank's business activities do not include taking either equity or commodity risk or holding trading positions in either FX or interest rate instruments above de minimis levels commensurate with meeting customer needs and efficient ALM management.

AXIS BANK UK LIMITED

NOTES TO THE FINANCIAL STATEMENTS (continued) FOR THE YEAR ENDED 31 MARCH 2016

The Market Risk Policy sets absolute limits for different positions carrying market risk. Due to its size, the Bank does not currently manage its market risks through quantitative approaches such as VaR. Risk limits are applied to control both interest rate and FX risks as set out below. Interest rate risk is controlled through Duration of Equity (DoE) and Earnings at risk (EAR) limits. Gap limits are based on the net aggregate exposures falling due within each time bucket, the asset or liability being assigned to the bucket corresponding to its next interest rate re-fixing date. As at the reporting date, the profile of the Bank's interest rate sensitive book is as follows:

All in USD'000								
2016								
Particulars	Upto 1M	1 – 3M	3 – 6M	6 – 12M	1-3Yr	> 3 Yr	Non Sensitive Category	Total
Derivative financial instruments	138			2,023				2,161
Cash and bank							1,700	1,700
Loans and Adv. - banks	49,976	7,000						56,976
Investments (AFS)			12,883	9,996	2,862	9,214		34,955
Loans and Adv. - customers	113,084	102,101	46,871	49,000	51,186	97,521		459,763
Investments (HTM)				9,554	37,913	49,364		96,831
Property, and equipment							1,757	1,757
Other Assets							7,587	7,587
Total assets	163,198	109,101	59,754	70,573	91,961	156,099	11,044	661,730
Derivative financial instruments	621	418						1,039
Deposits by banks	48,000	160,820	70,000	95,000				373,820
Repurchase Agreement			17,303			36,444		53,747
Deposits from customers	1,210	3,811	1,021	20,982	106,152	337	3,111	136,624
Current tax liabilities							709	709
Subordinated liabilities and other borrowed funds	24,530							24,530
Deferred tax liability							45	45
Other liabilities							3,901	3,901
Share Capital							55,000	55,000
Reserve and R Earnings							12,315	12,315
Total equity and Liabilities	74,361	165,049	88,324	115,982	106,152	36,781	75,081	661,730
Interest Rate Gap	88,836	(55,948)	(28,570)	(45,409)	(14,190)	119,318	(64,037)	
Impact of Interest increase of 2%	(73)	183	209	661	294	(9,421)	-	(8,147)

AXIS BANK UK LIMITED
NOTES TO THE FINANCIAL STATEMENTS (continued)
FOR THE YEAR ENDED 31 MARCH 2016

All in USD'000

Particulars								2015
	Upto 1M	1 – 3M	3 – 6M	6 – 12M	1-3Yr	> 3 Yr.	Non Sensitive Category	Total
Derivative financial instruments			1,188					1,188
Cash and bank							2,459	2,459
Loans and Adv. - banks	56,096							56,096
Investments (AFS)					29,991	25,303		55,294
Loans and Adv. - customers	68,907	88,648	33,470		49,000			240,025
Investments (HTM)			7,084	15,656	30,214	17,619		70,573
Property, and equipment							2,235	2,235
Other Assets							4,536	4,536
Total assets	125,003	88,648	41,742	15,656	109,205	42,922	9,230	432,406
Derivative financial instruments	460	1,263	206					1,929
Deposits by banks	15,000	75,981	128,298	68,176				287,455
Deposits from customers	1,295	6,289	1,346	4,385	38,993	81	2,317	54,706
Current tax liabilities							505	505
Subordinated liabilities and other borrowed funds	24,462							24,462
Deferred tax liability							72	72
Other liabilities							2,127	2,127
Share Capital							55,000	55,000
Reserve and R Earnings							6,150	6,150
Total equity and Liabilities	41,217	83,533	129,850	72,561	38,993	81	66,171	432,406
Interest Rate Gap	83,786	5,115	(88,108)	(56,905)	70,211	42,841	(56,938)	
Impact of Interest Variation of 2%	70	13	(667)	(862)	2,249	3,529		4,332

Exposures of less than 1 year are further controlled via Earnings at Risk limit (EAR), such limit being based on a standard 25bp parallel shift in interest rates. The EAR as on reporting date is USD 10,821. The EAR is subject to stress testing on a quarterly basis through modelling the impact of various alternative yield curve shifts including a shock parallel shift of 200bp. The Duration of Equity (DOE) is assessed on a 200 basis points shift in Interest rates.

The Bank is exposed to foreign exchange risk to the extent of its open position in each currency. The Bank has set limits for the maximum net open position over various periods and measures and monitors these open positions on a daily basis.

As the Bank deals in various currencies it is not always possible to match the asset and liability in each currency. As a result, the Bank uses currency swaps to eliminate currency risk on long or short currency positions. These derivatives are re-valued daily and any change in their fair value is recognised immediately in profit and loss.

AXIS BANK UK LIMITED

NOTES TO THE FINANCIAL STATEMENTS (continued) FOR THE YEAR ENDED 31 MARCH 2016

The open position of the Bank as on 31 March, 2016 is as follows:

Currency	Open Position	2016
	FCY '000	USD Equivalent USD'000
Indian Rupee	25,748	389
Pound Sterling	65	94
Euro	(34)	(39)
Total Long Position in US Dollars		482
Total Short Position in US Dollars		(39)

Upward or downward movement of exchange rate by 10% may impact profitability of the Bank by USD 48,242.

The open position of the Bank as on 31 March, 2015 is as follows:

Currency	Open Position	2015
	FCY '000	USD Equivalent USD'000
Indian Rupee	1,473	24
Pound Sterling	(44)	(65)
Euro	(7)	(7)
Total Long Position in US Dollars		24
Total Short Position in US Dollars		(72)

Upward or downward movement of exchange rate by 10% may impact profitability of the Bank by USD 7,161.

Liquidity Risk Management:

It is a fundamental pre-requisite that the Bank retains adequate resources of an appropriate mix and tenor to meet its funding obligations. As a consequence, the Bank places liquidity considerations at the heart of business planning and product design. The Bank's ALCO is required to consider the liquidity implications of business planning on the liquidity of the Bank as part of the planning process.

Responsibility for the day-to-day management of the liquidity position of the Bank lies with the Treasury function. Limit monitoring is conducted by the Risk Management function. Treasury acts at all times in line within the limits and parameters set by the RMC and ALCO. The Risk Management Department reviews the liquidity position on a daily basis to ensure that the negative liquidity gap does not exceed the tolerance limit in the respective time buckets.

The Bank maintains a Liquid Asset Buffer (LAB) in eligible securities as part of its routine liquidity management activities and in order to meet its regulatory obligations. The Bank is comfortably placed in meeting its LCR requirements.

The Bank has a contingency funding plan in place which sets out how the Bank would manage its liquidity risks in response to abnormal and potentially business threatening market conditions affecting the Bank's ability to fund its business.

AXIS BANK UK LIMITED
NOTES TO THE FINANCIAL STATEMENTS (continued)
FOR THE YEAR ENDED 31 MARCH 2016

The liquidity profile as at reporting date is as shown below:

							All in USD'000
							2016
As at 31 March, 2016	Upto 1M	1-3 M	3-12 M	1-5Yr	Over 5Yr	Undated	Total
Derivative financial instruments	138		2,023				2,161
Cash and bank	1,700						1,700
Loans and Adv. - banks	49,976	7,000					56,976
Investments (AFS)			22,879	12,076			34,955
Loans and Adv. - customers	27,667	29,278	92,859	147,070	162,890		459,764
Investments (HTM)			9,554	78,539	8,737		96,830
Property, and equipment						1,757	1,757
Other Assets		7,587					7,587
Total assets	79,481	43,865	127,315	237,685	171,627	1,757	661,730
Derivative financial instruments	621	418					1,039
Deposits by banks	33,000	91,000	165,000	84,820			373,820
Repurchase Agreement			17,303	29,622	6,822		53,747
Deposits from customers	1,166	3,811	22,003	106,488		3,155	136,624
Current tax liabilities	709						709
Subordinated liabilities and other borrowed funds				24,530			24,530
DTL	45						45
Other liabilities		3,901					3,901
Share Capital						55,000	55,000
Reserve and retained earnings						12,315	12,315
Total equity and Liabilities	35,541	99,130	204,306	245,460	6,822	70,470	661,730
Net liquidity gap	43,940	(55,264)	(76,992)	(7,775)	164,805	(68,714)	
Cumulative Liquidity Gap	43,940	(11,325)	(88,317)	(96,091)	68,714		

AXIS BANK UK LIMITED

NOTES TO THE FINANCIAL STATEMENTS (continued) FOR THE YEAR ENDED 31 MARCH 2016

All in USD'000

As at 31 March, 2015							2015
	Upto 1M	1-3 M	3-12 M	1-5Yr	Over 5Yr	Undated	Total
Derivative financial instruments			1,188				1,188
Cash and bank	2,459						2,459
Loans and Adv. - banks	56,096						56,096
Investments (AFS)				39,889	15,405		55,294
Loans and Adv. - customers	14,212	14,984	43,835	150,768	16,226		240,025
Investments (HTM)			22,740	47,832			70,572
Property, and equipment						2,236	2,236
Other Assets		4,536					4,536
Total assets	72,767	19,520	67,763	238,489	31,631	2,236	432,406
Derivative financial instruments	460	1,263	206				1,929
Deposits by banks	15,000	75,981	196,474				287,455
Deposits from customers	1,281	6,289	5,732	39,075		2,331	54,708
Current tax liabilities	505						505
Subordinated liabilities and other borrowed funds				24,462			24,462
DTL	72						72
Other liabilities		2,125					2,125
Share Capital						55,000	55,000
Reserve and retained earnings						6,150	6,150
Total equity and Liabilities	17,318	85,658	202,412	63,537	-	63,481	432,406
Net liquidity gap	55,450	(66,138)	(134,649)	174,952	31,631	(61,246)	
Cumulative Liquidity Gap	55,450	(10,688)	(145,337)	29,615	61,246		

Operational Risk Management

The Bank has put in place an Operational Risk Management (ORM) policy to manage operational risk in an effective, efficient and proactive manner. The primary objective of the ORM policy is to identify the operational risks that the Bank is exposed to from failed, inadequate and /or missing controls, processes, people, systems or from external events or a combination of all the five, assess or measure their magnitude, monitor them and control or mitigate them by using a variety of checks and balances. Within the ORM framework, new products, processes and services introduced by the Bank are subject to rigorous risk evaluation and approval. In addition to the ORM policy, the Bank has specific operational policies in place covering (inter alia) IT Security, Outsourcing and business continuity.

30. Other commitments and contingencies

The Bank had no other commitments and contingencies at the year-end other than undrawn loan amount of USD 30.85 mn (2015 USD 20.74 mn).

31. Events after balance sheet date

There have been no reportable events after the balance sheet date.

