

DIRECTOR'S REPORT

To,
**The Members of
Axis Finance Limited**

Your Directors take pleasure in presenting the 28th Annual Report on the business, operations and state of affairs of Axis Finance Limited the ('your Company / the Company') together with the audited financial statements of the Company for the financial year ended March 31, 2023.

FINANCIAL PERFORMANCE OF THE COMPANY

The highlights of the Financial Performance of the Company for the Financial Year ('FY') 2022-23 are as under:

(Rs. in crores)

| Particulars | FY 2022-23 | FY 2021-22 |
|------------------------------------------------|------------|------------|
| Total Revenue | 2,326.58 | 1,433.38 |
| Total Expenditure | 1,553.17 | 969.35 |
| Profit/(Loss) before Taxation | 773.41 | 464.03 |
| Tax expenses / (Credit) | 194.32 | 117.69 |
| Profit/(Loss) after Taxation | 579.09 | 346.34 |
| Other comprehensive income | 1.38 | 0.02 |
| Total Comprehensive Income for the year | 580.47 | 346.36 |
| Balance brought forward from previous year | 695.92 | 418.88 |
| Profit available for appropriation | | |
| <i>Less: Appropriations</i> | | |
| - Final Equity Dividend | - | - |
| - Tax on Equity Dividends | - | - |
| - Previous Year Tax on Equity Dividends | - | - |
| - General Reserve | - | - |
| - Transfer to Statutory Reserve | 115.83 | 69.30 |
| Surplus carried to the Balance Sheet | 1,159.20 | 695.92 |

Notes—The figures mentioned in the table above are extracted from the financials of the Company

The financial statements for the financial year under review, forming part of this Annual Report, have been prepared in accordance with IND-AS notified under Section 133 of the Companies Act, 2013 ('the Act') and the Master Direction—Non-Banking Financial Company—Systemically Important Non-Deposit taking Company and Deposit taking Company (Reserve Bank) Directions, 2016 dated September 01, 2016 ('RBI Directions') as amended from time to time.

During the financial year under review, our Company continued its focus on its lending activities in the Wholesale and Retail space and posted total income and net profit of Rs. 2,326.58 crores and Rs. 579.09 crores as against Rs. 1,433.38 crores and Rs. 346.34 crores, respectively, in the previous year.

TRANSFER TO RESERVE FUNDS

Pursuant to section 45-IC(1) of Reserve Bank of India ('RBI') Act, 1934, every non-banking financial company ('NBFC') is required to transfer a sum not less than 20% of its net profit every year to reserve fund. Accordingly, for the year under review, the Company has transferred an amount of Rs. 115.83 crores to its Reserve Fund.



Pursuant to provisions of Companies Act, 2013 (the 'Act') read with relevant rules thereunder, the Company, being an NBFC, is exempt from transferring any amount to debenture redemption reserve in respect of privately placed debentures. However, the Company maintains sufficient liquidity margin to fulfil its obligations arising out of debentures. In case of secured debentures, an asset cover of over 100% is always maintained.

CAPITAL ADEQUACY RATIO

The Capital to Risk Asset Ratio (CRAR) as on March 31, 2023 stood at 20.10%.

DIVIDEND

During the year under review, the Board had not declared any interim dividend. Further, in order to preserve capital, the Company do not recommend any final dividend for the Financial Year ended March 31, 2023. The Company had formulated a dividend distribution policy, which sets out the parameters and circumstances to be considered by the Board in determining the distribution of dividend to its shareholders and/or retaining profit earned. The said policy is available on the website of the Company and can be accessed at <https://www.axisfinance.in/policies-and-standards/dividend-distribution-policy>

UNCLAIMED DIVIDEND

Pursuant to Sections 124 and 125 of the Act, read with Investor Education and Protection Fund Authority (Accounting, Audit, Transfer and Refund) Rules, 2016 ("IEPF Rules"), including amendment thereto, dividend, if not claimed within seven years from the date of transfer to Unpaid Dividend Account of the Company, is liable to be transferred to the Investor Education and Protection Fund ("IEPF"). Since there was no amount lying w.r.t unpaid / unclaimed Dividend, the provisions of Section 125 of the Companies Act, 2013 does not apply. Further, there was no amount due to be transferred to IEPF in respect to secured redeemable Non-Convertible Debentures and interest thereon by the Company.

STATE OF COMPANY'S AFFAIRS

Axis Finance Limited is one of the well-known NBFC in the financial services industry and holds the recognised brand name of Axis Group. The Company does its business after taking into consideration its core values and ethics

The operating and financial performance of the Company has been given in the Management Discussion and Analysis Report annexed as **Annexure 5** which forms part of this Annual Report.

CHANGE IN NATURE OF BUSINESS, IF ANY

During the year under review, there was no change in the nature of business of the Company.

SHARE CAPITAL

a) Authorized Share Capital

During the financial year under review, the Authorized Share Capital of the Company stood at Rs. 1000,00,00,000/- (Rupees One Thousand cores only) divided into 100,00,00,000 equity shares of Rs.10/- each.



b) Issued and Paid-up Capital

1. Equity Share Capital:

During the financial year under review, the Company had allotted to Axis Bank Limited (Holding Company) on rights issue basis:

1. 2,69,25,625 equity shares of Rs. 10/- each (at a premium of Rs. 65/- per share) aggregating to Rs. 201,94,21,875/- on May 13, 2022;
2. 1,37,91,175 equity shares of Rs. 10/- each (at a premium of Rs. 66/- per share) aggregating to Rs. 104,81,29,300/- on July 28, 2022;
3. 1,15,84,586 equity shares of Rs. 10/- each (at a premium of Rs. 70/- per share) aggregating to Rs. 92,67,66,880/- on March 15, 2023.

Accordingly, as on March 31, 2023, the issued, subscribed and paid-up capital of the Company stood at Rs. 590,81,38,860/- (Rupees Five Hundred and Ninety crores Eighty-One lakhs Thirty-Eight Thousand Eight Hundred and Sixty rupees only) divided into 59,08,13,886 (Five Nine crores Eight lakhs Thirteen Thousand Eight Hundred and Eighty-Six only) shares each.

2. Preference Share Capital: No preference shares have been issued by the Company so far.

SUBSIDIARIES / JOINT VENTURE / ASSOCIATE COMPANIES

The Company is a wholly owned subsidiary of Axis Bank Limited (Holding Company). Further, the Company does not have any subsidiary, joint venture or associate companies. Also, the Company did not become a part of any Joint Venture during the year.

SIGNIFICANT EVENT DURING THE YEAR ENDED MARCH 31, 2023, IF ANY

There was no significant event of the Company during the year under review.

DEPOSITS FROM PUBLIC

The Company did not hold any public deposits nor has accepted any public deposit during the year under review. Further, the Company being a Non-Banking Finance Company registered as Non-Deposit Taking Systematically Important Company, it does not accept public deposits at any point of time and also ensures the due compliance of applicable guidelines of Reserve Bank of India in this regards.

STATUTORY AUDITORS AND AUDITORS' REPORT

1. Statutory Auditors:

M/s. Singhi & Co., Chartered Accountants and M/s B. K. Khare & Co., Chartered Accountants hold office as joint Statutory Auditors of the Company for a period of three years from the conclusion of the 26th and 27th Annual General Meeting respectively till the conclusion of the 29th Annual General Meeting of the Company to be held in calendar year 2024 and 30th Annual General Meeting to be held in calendar year 2025 respectively.

The Auditors Report does not contain any qualification, reservation or adverse remark on the financial statements for the year ended March 31, 2023. The notes on financial statement referred to in the Auditor's Report are self-explanatory and do not call for



comments. Further, there were no fraud reported by the Auditor's under sub-section (12) of section 143 of the Act, therefore no comment by the Board thereon is required.

2. Internal Auditors:

In terms of provisions of Section 138 of the Act and other applicable laws, Company has a structured Internal Audit Department with Mr. Farahad Mogal, heading the said department as an Internal Auditor.

3. Secretarial Auditors:

Pursuant to the provisions of section 204 of the Companies Act, 2013 read with The Companies (Appointment and Remuneration of Managerial Personnel) Rules, 2014 and Regulation 24A of the SEBI Listing Regulations, the Company has appointed Mr. Virendra Bhatt, Practicing Company Secretary to conduct the secretarial audit for the financial year ended March 31, 2023.

The Report of the Secretarial Auditor in Form MR-3 is annexed as **Annexure 1**. There has been no qualification, reservation, adverse remark or disclaimer given by the Secretarial Auditor in his Report for the year under review.

CORPORATE SOCIAL RESPONSIBILITY

The Company conducts the Corporate Social Responsibility (CSR) activities through Axis Bank Foundation. The programs / activities carried out / supported by your Company are aligned with Companies (CSR Policy) Amendment Rules, 2021 and Sustainability Development Goals (SDGs) that promote prosperity while protecting the environment.

In accordance with the provisions of Section 135 of the Companies Act, 2013 and the Corporate Social Responsibility Policy, the Company has contributed Rs. 6,44,53,260/- (Rupees Six Crores Forty-Four Lakhs Fifty-Three Thousand Two Hundred and Sixty only) towards CSR expenditure in various projects stipulated under Schedule VII of the Act.

The annual report on Corporate Social Responsibility ('CSR') containing, details of CSR Policy, composition of CSR Committee, CSR projects undertaken and web-link thereto on the website of the Company, as required under Companies (Corporate Social Responsibility Policy) Rules, 2014, is set out in **Annexure 2** of this Report.

CONSERVATION OF ENERGY, TECHNOLOGY ABSORPTION AND FOREIGN EXCHANGE EARNING / OUTGO

Since the Company is engaged in financial services activities, its operations are not energy intensive nor does it require adoption of specific technology and hence provisions of Section 134(3)(m) of the Act read with the Companies (Accounts) Rules, 2014 are not applicable and therefore the information with respect to the conservation of energy, technology absorption is not provided in this Board's Report. The Company is however, constantly pursuing its goal of technological up-gradation in a cost-effective manner for delivering quality customer service.

Further, the particulars regarding foreign exchange earnings and outgo appear as separate item in the notes to the Financial Statements.

ANNUAL RETURN

Pursuant to the provisions of section 134(3)(a) and section 92(3) of the Companies Act, 2013 read with rule 12(1) of the Companies (Management and Administration) Rule



Regulation 62(1)(k) of the SEBI Listing Regulations, the Annual Return of the Company as on March 31, 2023 in the prescribed form MGT – 7 is hosted on the website of the Company and can be accessed at <https://www.axisfinance.in/investors-corner/disclosures>

DIRECTORS AND KEY MANAGERIAL PERSONNEL

The composition of the Board is in compliance with the applicable provisions of the Companies Act, 2013, ('the Act') and the rules framed thereunder, guideline(s) issued by the Reserve Bank of India, applicable regulations issued by Securities and Exchange Board of India and other applicable laws *inter-alia* with respect to appointment of women director, non-executive director(s) and independent director(s).

As on March 31, 2023, the Board of Directors of the Company are as follows:

| Sr. No | Name of the Director | DIN | Category |
|--------|---------------------------|----------|----------------------------------|
| 1. | Amitabh Chaudhry | 00531120 | Chairman, Non-Executive Director |
| 2. | Bipin Kumar Saraf | 06416744 | Managing Director and CEO |
| 3. | Biju Radhakrishnan Pillai | 08604963 | Deputy Managing Director |
| 4. | Deepak Maheshwari | 08163253 | Non – Executive Director |
| 5. | Babu Rao Busi | 00425793 | Independent Director |
| 6. | U B Pravin Rao | 06782450 | Independent Director |
| 7. | K Narasimha Murthy | 00023046 | Independent Director |
| 8. | Pallavi Kanchan | 07545615 | Independent Director |

The following changes in the Directors and Key managerial personnel took place during the year under review:

A. Change in Directorate

i. Appointment:

- ✓ On recommendation of Nomination and Remuneration Committee, the Board, at its meeting held on April 14, 2022, has appointed Mr. U B Pravin Rao (DIN: 06782450) as an Independent Director of the Company for the period of consecutive five years effective from April 14, 2022. Further, his appointment is also approved by the Shareholders in an Annual General Meeting held on June 06, 2022.

The Board is of the opinion that Mr. U B Pravin Rao is a person of integrity, expertise, and has competent experience to serve the Company as an independent director.

- ✓ On recommendation of Nomination and Remuneration Committee, the Board, at its meeting held on January 12, 2023, has appointed Mr. Narasimha Murthy (DIN: 00023046) as an Independent Director of the Company for the period of consecutive five years effective from January 12, 2023. Further, his appointment is also approved by the Shareholders in an Extra Ordinary General Meeting held on March 15, 2023.

The Board is of the opinion that Mr. Murthy is a person of integrity, expertise, and has competent experience to serve the Company as an independent director.

- ✓ On recommendation of Nomination and Remuneration Committee, the Board, at its meeting held on January 12, 2023, has appointed Mrs. Pallavi Kanchan (DIN: 07545615) as an Independent Director of the Company for the period of consecutive five years effective from January 12, 2023. Further, her appointment is also approved by the Shareholders in an Extra Ordinary General Meeting held on March 15, 2023.



The Board is of the opinion that Mrs. Kanchan is a person of integrity, expertise, and has competent experience to serve the Company as an independent director.

ii. Retirement:

- ✓ Mr. V.R. Kaundinya (DIN: 00043067) ceased to be a Director of the Company from the close of business hours on February 25, 2023, upon completion of his second term as an independent director.
- ✓ Mrs. Madhu Dubhashi (DIN: 00036846), ceased to be a Director of the Company from the close of business hours on February 25, 2023, upon completion of his second term as an independent director.

B. Director(s) Liable to Retire by Rotation

- ✓ In accordance with the provisions of the Companies Act, 2013 read along with the applicable Companies (Appointment and Qualification of Directors) Rules, 2014, Mr. Bipin Saraf, Managing Director retires by rotation at the ensuing Annual General Meeting and, being eligible, offers himself for re-appointment.

C. Key Managerial Personnel

- ✓ In terms of section 203 of the Act and applicable provisions of the SEBI (Listing Obligations and Disclosure Requirements) Regulations, 2015 ('Listing Regulations'), the Board has appointed:
 - a) Mr. Bipin Saraf (DIN: 06416744) as Managing Director & CEO;
 - b) Mr. Biju Pillai (DIN: 08604963) as Whole-Time Director (designated as Deputy Managing Director);
 - c) Mr. Rajneesh Kumar (PAN: APYPK3831J) as the Company Secretary and Compliance Officer of the Company;
 - d) Mr. Amith Iyer (PAN: AAJPI3172J) as the Chief Financial Officer of the Company.

During the year under review, there were no changes in the Key Managerial Personnel of the Company.

Declaration of independence and Disclosures received from Directors

The Company has received declarations from all its Independent Directors, confirming that they meet the criteria of independence as prescribed under Section 149(6) of the Act and Regulation 16(1)(b) of the Listing Regulations. In the opinion of the Board, the Independent Directors appointed during the year under review, are persons with integrity and possess requisite experience, expertise and proficiency required under applicable laws and the policies of the Company.

Based on the declarations and confirmations received in terms of the applicable provisions of the Act, circulars, notifications and directions issued by the Reserve Bank of India and other applicable laws, none of the Directors of your Company are disqualified from being appointed as Directors of the Company.

Performance Evaluation of Board, its Committees and Directors

Pursuant to provisions of the Companies Act, 2013, the Board has carried out an Annual Performance Evaluation of its own performance, the Directors individually as well as the evaluation of the working of its Audit, Nomination & Remuneration and other Committees of the Board of Directors. Evaluation of performance of all Directors is undertaken annually.



The Company had appointed an independent external agency 'Potentia' to carry out the performance evaluation of the Board, its Committees and Directors for the FY 2023. Further, the evaluation of performance of Board of Directors is undertaken by the Nomination and Remuneration Committee of the Company.

Further, as per Schedule IV of the Act and provisions of SEBI Listing Regulations, the performance evaluation of independent directors has been done by the entire Board excluding the directors being evaluated, on the basis of performance and fulfilment of criteria of independence and their independence from Management. On the basis of the report of the performance evaluation, it shall be determined whether to extend or continue the term of appointment of independent director.

Based on the report issued by the external agency i.e. Potentia, performance evaluation framework of the Company is carried out as stated below:

- a. NRC would approve framework of performance evaluation of the Company;
- b. Board would evaluate the performance of the Independent Directors, Board as a whole and Committees of the Board;
- c. Independent Directors would evaluate the performance of the Chairman of the Company after taking views of other directors, Board as a whole and Non-Independent Directors;
- d. Self-evaluation of individual Directors.

A structured questionnaire designed for the performance evaluation of the Board, its Committees, Chairman and individual directors and in accordance with the criteria set and covering various aspects of performance including structure of the board, meetings of the board, functions of the board, role and responsibilities of the board, governance and compliance, conflict of interest, relationship among directors, director competency, board procedures, processes, functioning and effectiveness was circulated to all the Directors of the Company for the annual performance evaluation. Based on the assessment of the responses received to the questionnaire from the directors on the annual evaluation of the Board, its Committees, the Chairman and the individual Directors, a summary of the Board Evaluation was placed before the meeting of the Nomination and Remuneration Committee meeting for its consideration.

The Directors have expressed their satisfaction with the evaluation process.

NUMBER OF MEETINGS OF THE BOARD OF DIRECTORS

Further details about the Board and Sub committees, its constitution, meetings, attendance, etc. are given in the Report on Corporate Governance enclosed as **Annexure 3**.

WHISTLE BLOWER / VIGIL MECHANISM

The Company as part of the 'vigil mechanism' has in place a 'Whistle Blower Policy' to deal with instances of fraud and mismanagement, if any. The Whistle Blower Policy has been placed on the website of the Company at <https://www.axisfinance.in/policies-and-standards/whistleblowerpolicy>

This vigil mechanism of the Company is overseen by the Audit Committee and provides adequate provisions protecting whistle blowers from unfair termination and other unfair prejudicial and employment practices. The Audit Committee of the Board reviews the complaints received and resolution thereof under the said policy on a quarterly basis. It is hereby affirmed that the company has not denied any of its personnel, access to the Chairman of the Audit Committee.



During the year under review, the Company had received 1 (one) whistle blower complaint, howsoever, no adverse observation or findings were emanating from the complaint and therefore the complaint was treated as closed.

AUDIT COMMITTEE

During the year under review, consequent to appointment of Mr. U.B. Pravin Rao, the Audit Committee was re-constituted to induct Mr. Rao as member on April 14, 2022.

Further, consequent to retirement of Mr. V.R. Kaundinya and Mrs. Madhu Dubhashi and appointment of Mr. K Narasimha Murthy and Mrs. Pallavi Kanchan, the Audit Committee was re-constituted to replace Mr. Kaundinya and Mrs. Dubhashi with Mr. Murthy and Mrs. Kanchan effective from January 12, 2023.

The present composition of the Committee is as follows:

| Audit Committee | | |
|------------------------|-----------------------------|-----------------------------------|
| Sr. No | Name of the Director | Designation |
| 1. | Narasimha Murthy | Chairperson, Independent Director |
| 2. | Baburao Busi | Member, Independent Director |
| 3. | UB Pravin Rao | Member, Independent Director |
| 4. | Pallavi Kanchan | Member, Independent Director |
| 5. | Deepak Maheshwari | Member, Non-Executive Director |

During FY 2022 -23, all recommendations of the Audit Committee were accepted by the Board.

The brief terms of reference and attendance record of members are given in the Corporate Governance Report enclosed as **Annexure 3**.

COMPREHNSIVE REMUNERATION POLICY AND SUCCESSION POLICY, DISCLOSURE OF REMUNERATION & PARTICULARS OF EMPLOYEES

Pursuant to the guidelines issued by Reserve Bank of India ('RBI') on Compensation of Key Management Personnel ('KMP') and senior management dated 29th April 2022 and in terms of section 178 of the Companies Act, 2013, the Company divided the Nomination and Remuneration Policy as follows:

- Nomination of any of the Directors of the Company and to comply with the provisions of section 178 of the Companies Act, 2013, applicable regulations of SEBI and master directions issued by Reserve Bank of India be merged with Succession Policy of the Company; and
- Remuneration to the Directors / senior management / employees of the Company and applicable provisions / regulations of the Companies Act, 2013 and SEBI merged with the new introduced policy named as – Comprehensive Remuneration Policy.

In terms of section 197 of the Companies Act, 2013 read with Rule 5(2) and Rule 5(3) of the Companies (Appointment and Remuneration of Managerial Personnel) Rules, 2014, the statement relating to particulars of employees of the Company is available for inspection by the members at the registered office of the Company during business hours on working days. A copy of this statement may be obtained by the members by writing to the Company Secretary of the Company. The Board hereby confirm that the remuneration paid to the Directors is as per the Nomination and Remuneration Policy of the Company.



PARTICULARS OF LOANS, GUARANTEES AND INVESTMENTS

The Company being a Non-Banking Financial Company, the disclosure regarding particulars of loans made, guarantees given and securities provided in the ordinary course of its business is exempted as per the provisions of Section 186(11) of the Companies Act, 2013. Further, during the year under review, the Company had not made any investments in terms of provisions of Section 186(1) of the Act.

PARTICULARS OF CONTRACTS OR ARRANGEMENTS WITH RELATED PARTIES AND POLICY ON RELATED PARTY TRANSACTIONS

During the year under review, all contracts / arrangements / transactions entered into by the Company during the financial year with related parties were in ordinary course of business and on arm's length basis and were in compliance with the applicable provisions of the Act and SEBI Listing Regulations. Prior omnibus approval of the Audit Committee is obtained for all related party transactions which are foreseen and of repetitive nature. Pursuant to the said omnibus approval, details of transaction entered into is also reviewed by the Audit Committee and the Board of Directors on a quarterly basis. There were no material related party transactions by the Company during the year. Further, the Company has not entered into any contract / arrangement / transaction with related parties which may have a potential conflict with the interest of the Company at large.

Relevant Form (AOC-2) for disclosure of particulars of contracts / arrangements entered into by the Company with related parties referred to in section 188(1) of the Companies Act, 2013 is given as **Annexure 4** to this Report.

None of the Directors has any pecuniary relationship or transactions with the Company. The policy on Related Party Transactions is placed on the website of the Company at <https://www.axisfinance.in/policies-and-standards/related-party-transaction-policy>.

SECRETARIAL AUDIT REPORT

Pursuant to the provisions of section 204 of the Companies Act, 2013 and the rules made thereunder, the Company has appointed Mr. Virendra Bhatt, Practicing Company Secretary (ACS No: 1157; CP No:124) as the Secretarial Auditor of the Company. In compliance with the provisions of Section 204 and Regulation 24A of Listing Regulations, the Secretarial Audit Report in form no. MR-3, is annexed as **Annexure 1**; and forms an integral part of this Report. The Secretarial Audit Report does not contain any qualification, reservation or adverse remark.

Pursuant to regulation 24A(2) of SEBI Listing Regulations, a report on secretarial compliance for FY 2022-23 has been issued by Mr. Virendra Bhatt, Practicing Company Secretary and the same will be submitted with the stock exchanges within the given timeframe.

MANAGEMENT DISCUSSION & ANALYSIS REPORT

The Management Discussion and Analysis Report as mandated by the RBI Directions and pursuant to the Listing Regulations is annexed as **Annexure 5**.

RISK MANAGEMENT FRAMEWORK

Your Company manages a variety of risks that can significantly impact its financial performance and also its ability to meet the expectations of our customers, shareholders, regulators and other stakeholders. The Company is exposed to financial risk, such as credit, interest rate, market, liquidity and funding risks, and non-financial, such as operational including compliance and model risks, strategic and reputation risks. Periodic assessments to



identify the risk areas are carried out and management is briefed on the risks in advance to enable the Company to control risk through a properly defined plan. Various aspects of risk are taken into account while preparing the annual business plan for the year. The Company's risk appetite is articulated in a risk appetite statement which is reviewed at least quarterly by the Risk Management Committee ('RMC') of the Board.

Your Company manages risk based on Risk Management framework which lays down guidelines in identifying, assessing and managing risks that the entity is exposed to. Risk Management Committee meetings are conducted on quarterly basis to review key risks like Credit Risk, Liquidity Risk, Operational Risk and various other risks.

In accordance with the requirements under the Reserve Bank of India (RBI) guidelines, Mr. Kishore Babu Manda was appointed as Chief Risk Officer (CRO) of the Company. He is responsible for overseeing the risk function and reporting key risk events and updates to the Risk Management Committee and the Board. All the key policy and process notes of the Company are signed off by the risk team.

The Company continuously monitors its risk appetite, and the RMC as well as the Board reviews periodic risk appetite reports and analysis. The Board is also periodically informed of the business risks and the actions taken to manage them. The Board assesses management's performance, provides credible challenge, and holds management accountable for maintaining an effective risk management program and for adhering to risk management expectations. The Board carries out its risk oversight responsibilities directly and through its committees. Further, the RMC periodically reviews risk levels, portfolio composition, status of impaired credits, etc. The risk is everyone's responsibility and every team member is required to comply with applicable laws, regulations, and the Company policies. The Board holds management accountable for establishing and maintaining the right risk culture and effectively managing risk.

COMPLIANCE WITH SECRETARIAL STANDARDS

The Company has complied with the applicable Secretarial Standards issued by the Institute of Company Secretaries of India.

DIRECTORS RESPONSIBILITY STATEMENT

To the best of their knowledge and belief and according to the information and explanations obtained by them, your Directors make the following statements in terms of Section 134(3)(c) of the Companies Act, 2013:

- (a) that in the preparation of the annual financial statements for the year ended March 31, 2023, the applicable accounting standards have been followed along with proper explanation relating to material departures, if any;
- (b) the Directors have selected such accounting policies and applied them consistently and made judgments and estimates that are reasonable and prudent so as to give a true and fair view of the state of affairs of the Company as at the end of the financial year and of the Profit and Loss of the Company for that period;
- (c) the Directors have taken proper and sufficient care for the maintenance of adequate accounting records in accordance with the provisions of this Act for safeguarding the assets of the Company and for preventing and detecting fraud and other irregularities;
- (d) the Directors have prepared the annual accounts on a going concern basis;



- (e) the Directors, have laid down internal financial controls to be followed by the Company and that such internal financial controls are adequate and were operating effectively; and
- (f) the Directors have devised proper systems to ensure compliance with the provisions of all applicable laws and that such systems were adequate and operating effectively.

ACCOUNTING STANDARDS FOLLOWED BY THE COMPANY

The Company has complied with the applicable Indian Accounting Standards (Ind-AS) notified by the Ministry of Corporate Affairs under Section 133 of the Companies Act, 2013. The financial statements for the year have been prepared in accordance with Schedule III to the Companies Act, 2013.

Further, since Axis Bank Limited (Holding Company) still continues to report under the Indian Generally Accepted Accounting Principles (IGAAP), the Company in addition prepares financials as per IGAAP for the purpose of consolidation of accounts with the holding company.

DISCLOSURE UNDER THE SEXUAL HARASSMENT OF WOMEN AT WORKPLACE (PREVENTION, PROHIBITION AND REDRESSAL) ACT, 2013

The Company has always believed in providing a safe and harassment free workplace for every individual working in Company's premises through various interventions and practices. The Company always endeavors to create and provide an environment that is free from discrimination and harassment including sexual harassment. The Company has in place a robust policy on prevention of sexual harassment at workplace which is in line with the requirements of the Sexual Harassment of Women at Workplace (Prevention, Prohibition and Redressal) Act, 2013. Internal Committee ('IC') has been constituted to redress complaints received regarding sexual harassment. All employees (permanent, contractual, temporary, trainees) are covered under this Policy and the policy is gender neutral.

IC has its presence at corporate office and one representative from each location is the member of IC.

The role of the Committee is not restricted to mere redressal of complaints but also encompasses prevention and prohibition of sexual harassment.

During the year under review, the Company conducted two trainings out of which one was held in person and second online for remote locations on POSH awareness. These trainings were conducted by Ms. Sneha Khandekar (External Member) for awareness of POSH Policy amongst all the employees of the Company.

Also, the Company has filed the following correspondence with Office of District Women and Child Development Officer as required under the Act:

| Particulars | Due Date | Date of Submission |
|--------------------|-------------------------------|-------------------------------|
| POSH Return Filing | 31 st January 2023 | 27 th January 2023 |

During the year under review, no complaints with allegation of sexual harassment were filed with ICC under the provisions of The Sexual Harassment of Women at Workplace (Prevention, Prohibition and Redressal) Act, 2013.



FINANCE

During the year under review, the Company raised funds from various public / private sector banks, mutual funds and financial institutions. The Company continued to borrow funds *inter-alia* by issue of Commercial Papers and Non-Convertible Debentures, Credit facilities from banks / financial institutions etc. Details in this regard are more particularly mentioned in the Audited Financial Statements.

CREDIT RATING

Below are the ratings assigned as on March 31, 2023:

| Sr. No | Facility / (ies) | CRISIL | INDIA RATINGS | Brickwork Ratings | CARE Ratings | Amount (Rs. in crores) | | | |
|--------|----------------------------------------------|---------------------|------------------|-------------------|------------------------------|------------------------|--------|--------------|-----------|
| | | | | | | CRISIL | CARE | INDIA Rating | Brickwork |
| 1. | Non-Convertible Debenture | CRISIL AAA / Stable | IND AAA / Stable | N.A. | CARE AAA / Stable | 19,300 | 23,000 | 16,000 | - |
| 2. | Principal protected Market linked Debentures | N.A. | IND AAA / Stable | N.A. | CARE AAA / Stable | - | 1,500 | 500 | - |
| 3. | Subordinated Debt | CRISIL AAA / Stable | IND AAA / Stable | N.A. | CARE AAA / Stable | 3,500 | 3,500 | 1,500 | - |
| 4. | Perpetual Debt | CRISIL AAA / Stable | N.A. | BWR AAA / Stable | CARE AAA / Stable | 1,200 | 2,000 | - | 300 |
| 5. | Long Term Bank Loan | N.A. | IND AAA / Stable | N.A. | N.A. | - | - | 23,000 | - |
| 6. | Short Term Bank Loan | N.A. | IND A1+ | N.A. | N.A. | - | - | 2,000 | - |
| 7. | Bank Lines Long Term / Short Term | N.A. | N.A. | N.A. | CARE AAA / Stable / CARE A1+ | - | 10,000 | - | - |
| 8. | Commercial paper | CRISIL A1+ | IND A1+ | N.A. | N.A. | 6,000 | - | 10,000 | - |

COMPLIANCE MONITORING & REPORTING TOOL

In terms of provisions of Section 134(5)(f) of the Companies Act, 2013, the Company has put in place a Compliance Management System (Ricago CMS) for effectively tracking and managing critical action items related to regulatory and internal compliance requirements.

INTERNAL FINANCIAL CONTROL SYSTEMS

The Board confirms that your Company has laid down set of standards, processes and structure which ensures Internal Financial controls across the organization with reference to Financial Statements and that such controls are adequate and are operating effectively.

The Internal Audit Department monitors and evaluates the efficacy and adequacy of internal control system in the Company, ensures compliance with operating procedures,



accounting procedures and policies at all locations of the Company. The internal audit plan is developed based on the risk profile of business activities of the organisation. The audit plan is approved by the Audit Committee, which regularly reviews the status of the Audit plan and performance of the Internal Audit Department and provide directions wherever required. Also, based on the report of Internal Audit Function, process owners undertake corrective action in their respective areas and thereby strengthen the controls. Significant audit observations and corrective actions thereon are presented to the Audit Committee of the Board.

During the year under review, such controls were tested by the Internal Audit Department of the Company and no material weaknesses in the design or operations were observed. The Statutory Auditors have reviewed the said test results and found them to be effective.

HUMAN RESOURCE

Your Company believes its employees are important pillars of success. It offers them a nurturing environment and a merit-based, rewarding work culture. The Company undertakes various employment engagement initiatives and regular reviews for optimal utilisation of human resources. Knowledge sharing and cross functional industry insights have enabled our staff to meet evolving business environment.

With the proposed expansion of retail finance activity, your Company has inducted significant industry talent at senior and mid-level into the organization. Talent across diversified business processes have been inducted to strengthen the Organization's Growth, Profitability & Sustainability.

To accelerate the Company's growth and agility across locations, your Company has focused on strategic hiring. The company ended the year with a work force strength of **1,081** employees on its payroll.

Employees have been engaged in training, projects, SOPs and process upgrade assignments. Your Directors place on record the appreciation of effort and dedication of the employees in achieving good results during the year under review.

In addition to the above, various pro-active activities are being carried out in your company to ensure adherence to the employee friendly and healthy work culture for example, the Company conducted Axis value survey for getting the feedback on various parameters such as Customer Centricity, Teamwork, Ownership and others, creation of email ids specifically for employees concerns / grievances, direct access to the employees to reach out to the Managing Director for any specific issue / grievances, granting of Mandatory Leaves to ensure a necessary break for employees, grant of staff housing loan at concessional rates to the employees with lesser interest rates as per the Board sanctioned scheme.

COMPLIANCES OF RBI GUIDELINES

The Company continues to comply with the applicable regulations and guidelines of the Reserve Bank of India as applicable to a Non- Banking Non Deposit Taking Systemically Important Loan Company ('NBFC-ND-SI'). The Company has submitted returns with RBI on timely basis.

MATERIAL CHANGES, IF ANY, POST FINANCIAL YEAR ENDED MARCH 31, 2023

During the year under review there were no material change post the closure of financial year.



MATERIAL ADVERSE ORDERS, IF ANY

There are no significant and material orders passed by the Reserve Bank of India or the Ministry of Corporate Affairs or Courts or Tribunals or other Regulatory/ Statutory authorities which will have an impact on the going concern status of the Company and Company's operations in future.

ACKNOWLEDGEMENT

Your Company wishes to place on record their appreciation for the dedication and hard work put in by the employees of the Company at all levels and the support extended by various stakeholders of the Company. The relationships with regulatory authorities and clients remained good during the year under review.

The Board of your Company is also thankful to the Reserve Bank of India and other regulatory authorities for their cooperation, guidance and support extended by them to the Company in its endeavours.

On behalf of the Board of the Directors



Amitabh Chaudhry
Chairman
DIN: 00531120



Place: Mumbai

Date: 13th April 2023

Virendra Bhatt

Company Secretary

Office :
Office No.: 03, A Wing, 9th Floor,
Pinnacle Corporate Park,
BKC CST Link Rd., MMRDA Area,
Bandra Kurla Complex,
Bandra East, Mumbai - 400 051
Tel.: 022 - 2652 9367 / 68
Mobile No.: +91 98200 48670
Email : bhattvirendra1945@yahoo.co.in

Form No.: MR-3

SECRETARIAL AUDIT REPORT

For the financial year ended 31st March, 2023

[Pursuant to Section 204 (1) of the Companies Act, 2013 and Rule No.:9 of the Companies (Appointment and Remuneration of Managerial personnel) Rules, 2014]

To,
The Members,
Axis Finance Limited

I have conducted a Secretarial Audit of the compliance of applicable statutory provisions and the adherence to good corporate practices by Axis Finance Limited having CIN: U65921MH1995PLC212675 (hereinafter called "the Company") during the financial year ended 31st March, 2023, ('the financial year' / 'audit period' / 'period under review').

I have conducted the Secretarial Audit in a manner that provided me a reasonable basis for evaluating the Company's corporate conduct/statutory compliances and expressing my opinion thereon.

I am issuing this report based on:

- (i) My **verification** of the books, papers, minutes, soft copies as provided by the Company and other records maintained by the Company and furnished to me, forms/ returns filed and compliance related action taken by the Company during the financial year ended 31st March, 2023 as well as before the issue of this report,
- (ii) **Compliance Certificates** confirming Compliance with all laws applicable to the Company given by Key Managerial Personnel / Senior Managerial Personnel of the company and taken on record by the Audit Committee / Board of Directors, and



(iii) **Representations** made, documents shown and information provided by the Company, its officers, agents, and authorised representatives during my conduct of Secretarial Audit.

I hereby report that in my opinion, during the audit period covering the financial year ended on 31st March, 2023 the Company has:

- (i) Complied with the statutory provisions listed hereunder, and
- (ii) Board-processes and compliance mechanism are in place to the extent, in the manner and subject to the reporting made hereinafter.

The members are requested to read this Report, along with my letter of even date annexed to this report as **Annexure- A**.

1. Compliance with specific statutory provisions.

I further report that:

1.1. I have examined the books, papers, minutes, soft copies and other records maintained by the Company and the forms, returns, reports, disclosures and information filed or disseminated during the audit period according to the provisions/ clauses of:

- (i) The Companies Act, 2013 ("the Act") and the Rules made thereunder;
- (ii) The Securities Contracts (Regulation) Act, 1956 and the Rules made thereunder except relating to transfer of securities;
- (iii) The Depositories Act, 1996 and the Regulations and Bye-laws framed thereunder;
- (iv) The following Regulations Guidelines prescribed under the Securities and Exchange Board of India Act, 1992 ('SEBI Regulations'):
 - a) The Securities and Exchange Board of India (Prohibition of Insider Trading) Regulations, 2015;
 - b) The Securities and Exchange Board of India (Registrars to an Issue and Share Transfer Agents) Regulations, 1993 regarding the Companies Act 2013 and dealing with client;
 - c) The Securities and Exchange Board of India (Issue and Listing of Non-Convertible Securities) Regulations, 2021;
 - d) The Securities and Exchange Board of India (Listing Obligations and Disclosure Requirements) Regulations, 2015.



(v) Secretarial Standards issued by the Institute of Company Secretaries of India ("Secretarial standards").

1.2. During the period under review, and also considering the compliance related action taken by the Company after 31st March, 2023 but before the issue of this report, the Company has, to the best of my knowledge and belief and based on the records, information, explanations and representations furnished to me:

(i) **Complied with** the applicable provisions/clauses of the Act, Rules, SEBI Regulations and Agreements mentioned under of paragraph 1.1.

(ii) **Complied with** the applicable provisions/ clauses of:

(a) The Act and rules mentioned under paragraph 1.1. (i);

(b) The Secretarial standards on meetings of the Board of Directors (SS-1) and Secretarial standards on General Meetings (SS-2) mentioned under paragraph 1.1.

(iii) Above to the extent applicable to Board Meetings including its committees held during the financial year, the 27th Annual General Meeting held on 06th June, 2022.

1.3. I was informed that, during the financial year, the Company was not required to initiate any compliance related action in respect of the following laws/rules/regulations/standards, and was consequently not required to maintain any books, papers, minute books or other records or file any form/returns thereunder:

a) Foreign Exchange Management Act, 1999 and the rules and regulations made thereunder to the extent of Foreign Direct Investment, Overseas Direct Investment and External Commercial Borrowings;

b) The Securities and Exchange Board of India (Substantial Acquisition of Shares and Takeovers) Regulations, 2011;

c) The Securities and Exchange Board of India (Issue of Capital and Disclosure Requirements) Regulations 2018;

d) The Securities and Exchange Board of India (Share Based Employee Benefits and Sweat Equity) Regulations, 2021;

e) The Securities and Exchange Board of India (Delisting of Equity Shares) Regulations, 2021;

f) The Securities and Exchange Board of India (Buyback of Securities) Regulations, 2018;



1.4. Based on the nature of business activities of the Company, the following specific Acts/Laws /Rules / Regulations are applicable to the Company, which have been duly complied with:

- a. The Reserve Bank of India (Department of Non-Banking Supervision) Non-Banking Financial (ND SI) Companies Prudential Norms (Reserve Bank) Directions and Master Circulars issued from time to time.
- b. Prevention of Money Laundering Act, 2002;

2. Board processes:

I further report that:

2.1. The Board of Directors of Company as on 31st March, 2023 comprised of:

- (i) Two Executive Directors,
- (ii) Two Non- Executive Non Independent Directors, and
- (iv) Four Non-Executive Independent Directors, namely Mr. Babu Rao Busi (DIN: 00425793), Mr. U. B. Pravin Rao (DIN: 06782450), Mr. K. Narasimha Murthy (DIN: 0023046) and Ms. Pallavi Kanchan (DIN: 07545615) who is also the Woman Independent Director on the Board of the Company.

2.2. The processes relating to the following changes in the composition of the Board of Directors during the financial year were carried out in compliance with the provisions of the Act:

- (i) Appointment of Mr. U. B. Pravin Rao (DIN: 06782450) as an Additional (Independent) Director of the Company was approved at the Board Meeting held on 14th April, 2022 and the appointment was regularised at 27th Annual General Meeting held on 06th June, 2022.
- (ii) Re-appointed Mr. Biju Radhakrishnan Pillai (DIN: 08604963), who retired by rotation and being eligible, offered himself for re-appointment at the 27th Annual General Meeting held on 06th June, 2022.
- (iii) Designated Mr. Biju Radhakrishnan Pillai (DIN: 08604963), as Deputy Managing Director of the Company (continues to be a Whole-Time Director) at its Board meeting held on 14th April, 2022.
- (iv) Re-Appointment of Mr. Biju Radhakrishnan Pillai (DIN: 08604963), as a Whole-Time Director of the Company (designated as a Deputy Managing Director) for a further period of 3 years w.e.f. 7th November, 2022 up to 6th November, 2025 at the Board Meeting held on 14th April, 2022 and the same was approved by the Members at 27th Annual General Meeting held on 06th June, 2022.



- (v) Re-Appointment of Mr. Bipin Kumar Saraf (DIN: 06416744), as Managing Director and Chief Executive Officer of the Company for a further period of 3 years w.e.f. 01st April, 2022 was approved by the Members at 27th Annual General Meeting held on 06th June, 2022.
- (vi) Appointment of Mr. K. Narasimha Murthy (DIN: 00023046) as an Additional (Independent) Director of the Company was approved at the Board Meeting held on 12th January, 2023 and the appointment was regularised at Extra-Ordinary General Meeting held on 15th March, 2023.
- (vii) Appointment of Ms. Pallavi Kanchan (DIN: 07545615) as an Additional (Independent Woman) Director of the Company was approved at the Board Meeting held on 12th January, 2023 and the appointment was regularised at Extra-Ordinary General Meeting held on 15th March, 2023.
- (viii) Mr. V. R. Kaundinya (DIN: 00043067), the Independent Director of the Company has retired from the position of Independent Director of the Company, with effect from the close of business hours on 25th February, 2023.
- (ix) Mrs. Madhu Dubhashi, (DIN: 00036846), the Independent Woman Director of the Company has retired from the position of Independent Director of the Company, with effect from the close of business hours on 25th February, 2023.
- 2.3. Adequate notice was given to all the Directors to enable them to plan their schedule for the Meetings of the Board and its Committees.
- 2.4. Notice of Meetings of the Board and its Committees were sent to Directors at least seven days in advance, as required under Section 173(3) of the Act and SS-1.
- 2.5. Agenda and detailed notes on agenda were sent to the Directors at least seven days before the Meetings of the Board and its Committees.
- 2.6. Agenda and detailed notes on agenda for the following items were either circulated separately less than seven days before or at the Board Meetings and consent of the Board for so circulating them was duly obtained as required under SS-1:
- (i) Supplementary agenda notes and annexures in respect of unpublished price sensitive information such as audited financial statement/ results, unaudited financial results and connected papers, and
- (ii) Additional subjects/ information/ presentations and supplementary notes.



2.7. As system exists for Directors to seek and obtain further information and clarifications on the agenda items before the Meetings and for their meaningful participation at the Meetings.

2.8. I note from the Minutes verified that, at the Board Meetings held during the financial year:

- (i) Decisions of the Board were carried through with the requisite majority; and
- (ii) No dissenting views were expressed by any Board Member on any of the subject matters discussed, that were required to be captured and recorded as part of the Minutes.

3. Compliance mechanism

There are prima facie adequate systems and processes in the Company, commensurate with the Company's size and operations, to monitor and ensure compliance with applicable laws, rules, regulations and guidelines.

4. Specific events/ actions;

4.1. During the period under review, the following specific events/ actions having a major bearing on the Company's affairs took place, in pursuance of the above referred laws, rules, regulations and standards:

1. M/s Singhi & Co., Chartered Accountants, Mumbai (Firm registration No.: 302049E) and M/s B. K. Khare & Co., Chartered Accountants, Mumbai (Firm registration No.: 105102W) were appointed as the Joint Statutory Auditors of the Company pursuant to the guidelines issued by the Reserve Bank of India ('RBI') vide its reference No.: DoS.CO.ARG/SEC.01/08.91.001/2021-22 dated 27th April, 2021.
2. Obtained approval from its Members at the 27th Annual General Meeting of the Company held on 06th June, 2022-
 - i. Increase in Borrowing Limits upto Rs. 40,000 crores under Section 180(1)(c) of the Act.
 - ii. to provide / furnish security to bank(s) / lender(s) / financial institution(s) / security trustee(s) for availing various credit / loan facility(ies) to which shall be within the overall borrowing limits i.e. upto Rs. 40,000 crores under Section 180(1)(a) of the Act.
 - iii. Authorizing issue of Debentures / Bonds on a private placement basis upto Rs. 24,000 Crores.
3. Issued and allotted Secured rated listed non convertible debentures worth Rs. 16,996,393,835.62, Linked secured rated listed non convertible debentures worth Rs. 300,000,000.00 and Unsecured rated listed non convertible debentures worth Rs. 5,250,000,000.00 by way of private



placement in different tranches and Non convertible debentures worth Rs. 17,379,146,190.00 redeemed during the period under review.

4. Issued and allotted 26,925,625 Equity Shares on Rights Issue basis to Axis Bank Limited on 13th May, 2022, 137,91,175 Equity Shares on Rights Issue basis to Axis Bank Limited on 28th July, 2022 and 11,584,586 Equity Shares on Right issue basis to Axis Bank Limited on 15th March, 2023.
5. Issued and allotted Listed Commercial Papers worth Rs. 34,050,000,000 by way of private placement in different tranches and redeemed Commercial Papers worth Rs. 35,750,000,000 during the period under review.



Date: 13th April, 2023

Place: Mumbai

Virendra G. Bhatt

Practicing Company Secretary

ACS No.: 1157 / COP No.: 124

Peer Review Cert. No.: 1439/2021

UDIN: A001157E000103666

Note: This report is to be read with my letter of even date which is annexed as Annexure-A forms an integral part of this report.

ANNEXURE A

Annexure to the Secretarial Audit Report

To,
The Members,
Axis Finance Limited

Secretarial Audit Report of even date is to be read along with this letter.

1. The Company's management is responsible for maintenance of secretarial records and compliance with the provisions of corporate and other applicable laws, rules, regulations and standards. My responsibility is to express an opinion on the secretarial records produced for my audit.
2. I have followed such audit practices and processes as I considered appropriate to obtain reasonable assurance about the correctness of the contents of the secretarial records.
3. While forming an opinion on compliance and issuing this report, I have also considered compliance related action taken by the Company after 31st March, 2023 but before the issue of this report.
4. I have considered compliance related actions taken by the Company based on independent legal /professional opinion obtained as being in compliance with law.
5. I have verified the secretarial records furnished to me on a test basis to see whether the correct facts are reflected therein. I also examined the compliance procedures followed by the Company on a test basis. I believe that the processes and practices I followed, provides a reasonable basis for my opinion.
6. I have not verified the correctness and appropriateness of financial records and Books of Accounts of the company.
7. I have obtained the management's representation about the compliance of laws, rules and regulations and happening of events, wherever required.
8. My Secretarial Audit Report is neither an assurance as to the future viability of the company nor of the efficacy or effectiveness with which the management has conducted the affairs of the Company.

Date: 13th April, 2023

Place: Mumbai

UDIN: A001157E000103666

Page 8 of 8



Virendra G. Bhatt
Practicing Company Secretary
ACS No.: 1157 / COP No.: 124
Peer Review Cert. No.: 1439/2021

ANNUAL REPORT ON CORPORATE SOCIAL RESPONSIBILITY (CSR) ACTIVITIES

(As prescribed under Section 135 of the Companies Act, 2013 and the Companies (Corporate Social Responsibility Policy) Rules, 2014)

1. A brief outline of the Company's CSR Policy

The Corporate Social Responsibility ('CSR') philosophy of Axis Finance Limited ('Company') is to make meaningful and measurable contributions in the lives of socially, economically, financially and physically excluded, disadvantaged and challenged communities of the country through an integrated approach of development that focuses on creating opportunities for enhancing livelihood opportunities, improving quality of education and skills development, creating awareness amongst public at large on topics of financial literacy, health and hygiene and facilitating or providing access to formal banking channels for un-banked sections of the society (financial inclusion), promoting environmental sustainability, and supporting health and sanitation initiatives which may be implemented either directly by the Company or through Axis Bank Foundation (ABF) or other implementation partners, as set out in the Annual Action Plan (AAP).

2. Composition of the CSR Committee:

| Sr. No | Name of the Director | Designation / Nature of Directorship | Number of meetings of CSR Committee held during the year | Number of meetings of CSR Committee attended during the year |
|--------|----------------------|--------------------------------------|----------------------------------------------------------|--------------------------------------------------------------|
| 1. | Pallavi Kanchan | Chairperson – Independent Director | 4 | - |
| 2. | Narasimha Murthy | Member – Independent Director | 4 | - |
| 3. | Deepak Maheshwari | Member, Non – Executive Director | 4 | 4 |
| 4. | Madhu Dubhashi* | Member, Independent Director | 4 | 4 |
| 5. | Biju Pillai | Member, Whole – Time Director | 4 | 3 |

*-Ceased to be a Director w.e.f. 25th February 2023

3. Provide the web-link where Composition of CSR Committee, CSR Policy and CSR Projects approved by the Board are disclosed on the website of the Company: <https://www.axisfinance.in/policies-and-standards/policycsr>
4. Provide the details of Impact Assessment of CSR Projects carried out In pursuance of sub-rule (3) of rule 8 of the Companies (Corporate Social Responsibility Policy) Rules, 2014, if applicable (attach the report): N.A.
5. Details of the amount available for set off In pursuance of sub-rule (3) of rule 7 of the Companies (Corporate Social Responsibility Policy) Rules, 2014 and amount required for set off for the financial year, if any: N.A.
6. Average net profit of the Company as per section 135(5): Rs. 322,26,62,659/-



7. (a) Two percent of average net profit of the Company as per section 135(5): Rs. 6,44,53,260/

(b) Surplus arising out of the CSR projects or programmes or activities of the previous financial years: N.A.

(c) Amount required to be set off for the financial year, if any: N.A.

(d) Total CSR obligation for the financial year (7a + 7b - 7c): Rs. 6,44,53,260/-

8. (a) CSR amount spent or unspent for the financial year:

| Total Amount Spent for the Financial Year (in Rs.) | Amount Unspent (in Rs.) | |
|----------------------------------------------------|-----------------------------------------------------------------------|-----------------------------------------------------------------------------------------------------|
| | Total Amount transferred to Unspent CSR Account as per section 135(6) | Amount transferred to any fund specified under Schedule VII as per second proviso to section 135(5) |
| 6,44,53,260 | Nil | Nil |

(b) Details of CSR amount spent against ongoing projects for the financial year:

| 1. Sr No | 2. Name of the Project | 3. Item from the list of activities in Schedule VII to the Act. | 4. Local area (Yes/No) | 5. Location of the project | | 6. Project duration | 7. Amount allocated for the project (in Rs.) | 8. Amount transferred to Unspent CSR Account for the project as per section 135(6) (in Rs.) | 9. Amount transferred to Unspent CSR Account for the project as per section 135(6) (in Rs.) | 10. Mode of Implementation - Direct (Yes/No) | 11. Mode of Implementation - Through Implementing Agency | |
|----------------|---------------------------|--------------------------------------------------------------------|---------------------------|-------------------------------|----------|------------------------|-------------------------------------------------|------------------------------------------------------------------------------------------------|------------------------------------------------------------------------------------------------|-------------------------------------------------|-------------------------------------------------------------|-------------------------|
| | | | | State | District | | | | | | Name | CSR Registration Number |
| 1. | Sustainable Livelihood | Enhancing vocational skills, livelihood | No | Madhya Pradesh | Dewas | April 2022-March 2023 | 22,322,941 | Nil | Nil | No | Axis Bank Foundation | CSR00002350 |



| 1. Sr No | 2. Name of the Project | 3. Item from the list of activities in Schedule VII to the Act. | 4. Local area (Yes/No) | 5. Location of the project | | 6. Project durati on | 7. Amount allocate d for the project (in Rs.) | 8. Amount transferr ed to Unspent CSR Account for the project as per section 135(6) (in Rs.) | 9. Amount transferr ed to Unspent CSR Account for the project as per section 135(6) (in Rs.) | 10. Mode of Implementa tion - Direct (Yes/No) | 11. Mode of Implementation - Through Implementing Agency | |
|----------------|-----------------------------------------|-----------------------------------------------------------------------------------|---------------------------------|----------------------------------|---------------|---------------------------------|--------------------------------------------------------------|----------------------------------------------------------------------------------------------------------------------------------|----------------------------------------------------------------------------------------------------------------------------------|-----------------------------------------------------------|-------------------------------------------------------------------------|--------------------------------|
| | | | | State | District | | | | | | Name | CSR Registratio n Number |
| 2. | | enhancem ent projects | | | West Nimar | April 2022- March 2023 | 1,89,74,5 00 | Nil | Nil | No | Axis Bank Foundati on | CSR00002 350 |
| 3. | Education & Skill Developm ent | Livelihood enhancem ent projects | No | | Bhopal | April 2022- March 2023 | 23,71,98 0 | Nil | Nil | No | Cerebral Palsy Associati on of India | CSR00007 920 |
| 4. | Sustainabl e Livelihood | Enhancing vocational skills, livelihood enhancem ent projects | No | Maharash tra | Amrav ati | April 2022- March 2023 | 1,45,09,9 12 | Nil | Nil | No | Axis Bank Foundati on | CSR00002 350 |
| 5. | | | | | Mumb ai | | 36,45,90 7 | Nil | Nil | No | Axis Bank Foundati on | CSR00002 350 |
| 6. | Education & Skill Developm ent | Livelihood enhancem ent projects | No | | Mumb ai | April 2022- March 2023 | 25,39,52 0 | Nil | Nil | No | Cerebral Palsy Associati on of India | CSR00007 920 |



(c) Details of CSR amount spent against other than ongoing projects for the financial year: Nil

| 1. | 2. | 3. | 4. | 5. | | 6. | 7. | 8. | | 9. | |
|--------|---------------------|--------------------------------------------------------------|---------------------|-------------------------|----------|------------------|---------------------------------------|------------------------------------------|------------------------------------------------------|-------------------------|--|
| Sr. No | Name of the Project | Item from the list of activities in Schedule VII to the Act. | Local area (Yes/No) | Location of the project | | Project duration | Amount spent for the project (in Rs.) | Mode of Implementation - Direct (Yes/No) | Mode of Implementation - Through Implementing Agency | | |
| | | | | State | District | | | | Name | CSR Registration Number | |
| 1. | | | | | | Nil | | | | | |

(d) Amount spent in Administrative overheads: Rs. 88,500/-

(e) Amount spent on Impact Assessment, if applicable: N.A.

(f) Total amount spent for the Financial Year (8b + 8c + 8d + 8e): Rs. 6,44,53,260/-

(g) Excess amount for set off, if any: Nil

9. (a) Details of Unspent CSR amount for the preceding three financial years: Nil

(b) Details of CSR amount spent in the financial year for ongoing projects of the preceding financial year(s): N.A.

| Sr. No | Project ID | Name of the Project | Financial Year in which the project was commenced | Project duration | Total amount allocated for the project (in Rs.) | Amount spent on the project in the reporting Financial Year (in Rs) | Cumulative amount spent at the end of reporting Financial Year. (in Rs.) | Status of the project Completed /Ongoing |
|--------|------------|---------------------|---------------------------------------------------|------------------|-------------------------------------------------|---------------------------------------------------------------------|--------------------------------------------------------------------------|------------------------------------------|
| | | | | | | | | |

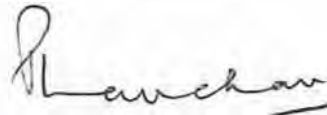
10. In case of creation or acquisition of capital asset, furnish the details relating to the asset so created or acquired through CSR spent in the financial year (asset-wise details): N.A.



11. Specify the reason(s), if the company has failed to spend two per cent of the average net profit as per section 135(5): N.A.



Bipln Saraf
Managing Director & CEO



Pallavi Kanchan
Chairperson of CSR Committee



REPORT ON CORPORATE GOVERNANCE

1. Companies Philosophy on Corporate Governance

The Company's philosophy on Corporate Governance envisages the attainment of the highest levels of transparency, accountability and equity, in all facets of its operations and in all interactions with its stakeholders. The Company believes that all its operations and actions must serve the underlying goal of enhancing long-term shareholder value. In the commitment to practice sound governance principles, Company is guided by its core principles viz. Transparency, Disclosures, Empowerment and Accountability, Compliances and Ethical Conduct.

The Board fully supports and endorses the Corporate Governance practices as envisaged in the Listing Regulations.

2. RBI guidelines on Corporate Governance

In order to enable NBFC's to adopt best practices and greater transparency in their operations, RBI has in its Master Direction- Non-Banking Financial Company - Systemically Important Non-Deposit taking Company and Deposit taking Company (Reserve Bank) Directions, 2016 advised all applicable NBFCs to frame their internal guidelines on corporate governance with the approval of the Board of Directors. In pursuance of the same, the Company has framed the internal Guidelines on Corporate Governance which is placed on the website of the Company at <https://www.axisfinance.in/investors-corner/corporate-governance>

3. Board of Directors

The Board of Directors, along with its Committees provide leadership and guidance to the Company's Management and directs, supervises and controls the activities of the Company. The size of the Board of the Company commensurate with its size and business operations. In addition to the governance practices, the Board lays strong emphasis on transparency, accountability and integrity. At present, the Board strength is 8 (eight) Directors as mentioned below. There are no Nominee Directors representing any institution on the Board of the Company.

4. Key Board qualifications, skills, expertise and attributes

In the context of the Company's business and activities, the Board has identified that skills / expertise / competencies in the areas of Leadership Qualities, Business Strategic Planning, Entrepreneurship, Finance, Information Technology, Banking, Financial Services, Risk and Governance and Human Resources are needed for it to function effectively.

The Company's Board is comprised of individuals who are reputed in these skills, competence and expertise that allow them to make effective contribution to the Board and its Committees. From time to time, Members of the Board have also received recognition from various Industry Bodies and Business Associations for the contribution made in their respective areas of expertise.

The Board is satisfied that the current composition reflects an appropriate mix of knowledge, skills, experience, diversity and competence required for it to function effectively.

5. Role of Independent Directors

Independent Directors play a key role in the decision-making process of the Board and in shaping various strategic initiatives of the Company. The Independent Directors are



committed to act in what they believe is in the best interests of the Company and its stakeholders. The wide knowledge in their respective fields of expertise and best-in-class board room practices helps foster varied, unbiased, independent and experienced perspective.

The Company benefits immensely from their inputs in achieving its strategic direction. All Statutory Committees of the Board viz. Audit Committee, Risk Management Committee, Nomination & Remuneration Committee, Corporate Social Responsibility Committee and Stakeholders Relationship Committee are chaired by Independent Directors.

Based on the disclosures received from all the Independent Directors and also in the opinion of the Board, the Independent Directors fulfil the conditions specified in the Act and the SEBI Listing Regulations and are independent of the Management.

6. Meeting of Independent Directors

The Company's Independent Directors met on 24th February 2023 in absence of Non-Independent Directors and Members of Management. At this meeting the Independent Directors reviewed the following:

1. Performance of the Chairman;
2. Performance of the Independent and Non-Independent Directors;
3. Performance of the Board as a whole and its Non-Administrative Committees.

They also assessed the quality, quantity and timeliness of flow of information between the Management and the Board.

The Chairman of the meeting of the Independent Directors presented views of the Independent Directors to the Chairman of the Company.

7. Familiarisation Programme for Independent Directors

The Company has established a Familiarisation Programme for Independent Directors. The framework together with the details of the Familiarisation Programme imparted during the financial year under review has been uploaded on the website of the Company and can be accessed at https://content-eu-4.content-cms.com/735827e6-7346-41e5-bd5a-da4569fbfe75/dxdam/e1/e1630a7b-fe80-460f9df0722231b024c9/AFL_Familiarization%20Program.pdf

The familiarization programme aims to provide Independent Directors with the socio-economic environment, in which the Company operates, the business model, the operational and financial performance of the Company, to update the Independent Directors on a continuous basis on significant developments so as to enable them to take well-informed decisions in a timely manner.

During the year under review, the newly inducted Independent Directors were familiarized with the Company, its businesses and the senior management.

Periodic presentations were made at the Board meetings apprising the Board Members about the finer aspects of the Company's businesses, the challenges posed, particularly on account of the COVID-19 pandemic and an overview of future business plans.

8. Inter-se relationships among Directors

None of the Directors of the Company are inter-se related to each other.



9. Shareholding of Non-Executive Directors

The Non-Executive Directors of the Company do not hold any shares of the Company.

10. Board Meetings and Procedures

The yearly calendar for the Board / Committee meetings are fixed well in advance and are in confirmation with the availability of the Directors, so as to facilitate active and consistent participation of all Directors in the Board / Committee meetings. Minimum four pre-scheduled Board Meetings are held every year (once every quarter). Additional Board Meetings are convened to address the specific needs of the Company. In case of business exigencies or matters of urgency, resolutions are passed by circulation, as permitted by law. Video conferencing facilities are provided to enable active participation by Directors who are unable to attend the meetings in person.

The Board has unrestricted access to all Company related information. Detailed presentations are made to the Board regularly which cover operations, business performance and related details. All necessary information including but not limited to those mentioned in Part A of Schedule II to the Listing Regulations, are placed before the Board. The Members of the Board are at liberty to bring up any matter for discussions at the Board Meetings and the functioning of the Board is democratic. Members of the Senior Management team are invited to attend the Board Meetings, who provide additional inputs to the agenda items discussed by the Board.

The Company has a well-established process in place for reporting compliance status of various laws applicable to the Company. Update(s) on matters arising from previous meetings are placed at the succeeding meeting of the Board / Committees for discussions, approvals, noting, etc.

There was no instance during the financial year 2022-23, where the Board of Directors had not accepted the recommendation of any Committee of the Board which was mandatorily required.

I. Composition of the Board of the Company:

| Sr. No | Name of the Director(s) | Category |
|--------|-------------------------|---------------------------------------------|
| 1. | Mr. Amitabh Chaudhry | Non-Executive Chairman |
| 2. | Mr. Bipin Kumar Saraf | Managing Director & Chief Executive Officer |
| 3. | Mr. Biju Pillai | Deputy Managing Director |
| 4. | Mr. Deepak Maheshwari | Non- Executive Director |
| 5. | Mr. V.R. Kaundinya# | Independent Director |
| 6. | Mrs. Madhu Dubhashi# | Independent Director |
| 7. | Mr. Babu Rao Busi | Independent Director |
| 8. | Mr. U. B. Pravin Rao | Independent Director |
| 9. | Mr. K Narasimha Murthy* | Independent Director |
| 10. | Mrs. Pallavi Kanchan* | Independent Director |

#- Ceased to be the Director of the Company w.e.f. 25th February 2023.

* - Appointed as an Independent Directors of the Company w.e.f. 12th January 2023.

II. Meetings held:

6 (six) meetings of the Board of Directors were held during the FY 2022-23. Necessary quorum was present at all Meetings and the gap between two Board Meetings did not exceed one hundred and twenty days.



Dates of the meetings and attendance of Directors are as follows:

| Date of the Board meetings | No. of Directors present at the meeting |
|----------------------------|-----------------------------------------|
| April 14, 2022 | 7 |
| July 14, 2022 | 8 |
| September 22, 2022 | 7 |
| October 15, 2022 | 8 |
| January 12, 2023 | 7 |
| March 10 and 11, 2023 | 8 |

11. BOARD COMMITTEES

The Board Committees are set up by the Board and are governed by its terms of reference which exhibit the scope, composition, tenure, functioning and reporting parameters. The Board Committees play a crucial role in the governance structure of the Company and they deal with specific areas of concern for the Company that need a closer review. The Committees operate under the direct supervision of the Board, and Chairpersons of the respective Committees report to the Board about the deliberations and decisions taken by the Committees. The recommendations of the Committees are submitted to the Board for approval. The minutes of the meetings of all Committees of the Board are placed before the Board for noting.

Meetings of the Committees held during the year and member's attendance is presented as below:

| Name of the Committee | Audit Committee | Risk Management Committee | Nomination and Remuneration Committee | Stakeholders Relationship Committee | Corporate Social Responsibility Committee | IT Strategy Committee | Committee of Directors | Annual General Meeting |
|-------------------------|-----------------|---------------------------|---------------------------------------|-------------------------------------|-------------------------------------------|-----------------------|------------------------|------------------------|
| Number of meetings held | 8 | 5 | 3 | 4 | 4 | 4 | 11 | 1 |
| Amitabh Chaudhry | - | - | - | - | - | - | - | 1 |
| Ripin Saraf | - | 5 | - | 4 | - | 4 | 11 | 1 |
| Biju Pillai | - | 4 | - | 3 | 3 | 3 | - | - |
| Deepak Maheshwari | 8 | 5 | 3 | - | 4 | - | 11 | - |
| Baburao Busi | 8 | 5 | - | - | - | - | 11 | - |
| U B Pravin Rao | 5 | - | 1 | 2 | - | 2 | - | - |
| Madhu Dubhashi* | 8 | 5 | 3 | - | 4 | - | - | - |
| V R Kaundinya* | 8 | - | 3 | 4 | 3 | 4 | - | - |
| Pallavi Kanchan# | 1 | - | - | - | - | - | - | - |
| K Narasimha Murthy# | 1 | - | - | - | - | - | - | - |

* Ceased to be a Director w.e.f. 25th February 2023

#-Appointed as an Independent Director w.e.f. 12th January 2023



a. Audit Committee

i. Constitution of the Committee

The members of the Committee possess strong accounting and financial management knowledge. The Committee meets the composition requirement pursuant to the provisions of section 177 of the Companies Act, 2013 and Regulation 18 and 21 of SEBI Listing Regulations.

The composition of the Audit Committee as on March 31, 2023 is as under:

| Sr. No | Name of the Members | | Designation |
|--------|------------------------|---|-----------------------------------|
| 1. | Mrs. Madhu Dubhashi* | : | Chairperson, Independent Director |
| 2. | Mr. Narasimha Murthy#^ | : | Chairperson, Independent Director |
| 3. | Mr. U.B. Pravin Rao | : | Member, Independent Director |
| 4. | Ms. Pallavi Kanchan^ | : | Member, Independent Director |
| 5. | Mr. V R Kaundinya* | : | Member, Independent Director |
| 6. | Mr. Babu Rao Busi | : | Member, Independent Director |
| 7. | Mr. Deepak Maheshwari | : | Member, Non-Executive Director |

*-Ceased to be an Independent Director w.e.f. 25th February 2023

#-Appointed as Chairman w.e.f. 26th February 2023

^ -Appointed as an Independent Director w.e.f. 12th January 2023

ii. Terms of Reference

The terms of reference of Audit Committee are aligned with the terms of reference provided under Section 177(4) of the Act, Part C and Para C of Part D of Schedule II of the Listing Regulations and as per the charter approved by the Board of the Company.

iii. Meetings Held

The Audit Committee met 8 (eight) times during the FY 2022-23 on April 13, 2022, May 18, 2022, July 06, 2022, July 14, 2022, September 21, 2022, October 14, 2022, January 12, 2023 and January 25, 2023.

The frequency of Audit Committee meetings was more than the minimum limit prescribed under applicable regulatory requirements and the gap between two Committee meetings was not more than one hundred and twenty days.

The functional / business representatives also attend the meetings periodically and provide such information and clarifications as required by the members, which provides a deeper insight into the respective business and functional areas of operations. The Internal Auditors attend the respective Audit Committee meetings, where internal audit reports are discussed.

b. Nomination & Remuneration Committee

i. Constitution of the Committee

The Nomination and Remuneration Committee ('NRC') is formed in compliance with the provisions of Section 178 of the Companies Act, 2013 and Regulation 19 of the SEBI Listing Regulations.

The composition of Nomination and Remuneration Committee as on March 31, 2023 is as under:

| Sr. No | Name of the Members | | Designation |
|--------|-----------------------|---|-----------------------------------|
| 1. | Mr. V R Kaundinya* | : | Chairperson, Independent Director |
| 2. | Mr. U.B. Pravin Rao#^ | : | Chairperson, Independent Director |



| Sr. No | Name of the Members | | Designation |
|--------|-----------------------|---|--------------------------------|
| 3. | Mrs. Madhu Dubhashi* | : | Member, Independent Director |
| 4. | Mrs. Pallavi Kanchan^ | : | Member, Independent Director |
| 5. | Mr. Deepak Maheshwari | : | Member, Non-Executive Director |
| 6. | Mr. Babu Rao Busi | : | Member, Independent Director |

*-Ceased to be an Independent Director w.e.f. 25th February 2023

#-Appointed as Chairman w.e.f. 26th February 2023

^-Appointed as an Independent Director w.e.f. 12th January 2023

ii. Terms of Reference

The terms of reference of the NRC are aligned with the terms of reference provided under section 178 of the Act and Para A of Part D of Schedule II of the SEBI Listing Regulations and as per the charter approved by the Board of the Company.

iii. Meetings Held

NRC met 3 (three) times during the FY 2022-23 on April 13, 2022, July 06, 2022 and January 11, 2023.

iv. Performance Evaluation Criteria for Independent Directors

The Performance Evaluation Criteria for Independent Directors is comprised of certain parameters like professional qualifications, experience, knowledge and competency, active participation at the Board/Committee meetings, ability to function as a team, initiative, availability and attendance at meetings, commitment and contribution to the Board and the Company, integrity, independence from the Company and other Directors and whether there is any conflict of interest, voicing of opinions freely, etc. These are in compliance with applicable laws, regulations and guidelines.

c. Stakeholders Relationship Committee

i. Constitution of the Committee

The Stakeholders Relationship Committee ('SRC') (previously known as Grievance Redressal Committee) is formed in compliance with the RBI guidelines and regulation 20 of the SEBI Listing Regulations.

The composition of the Stakeholders Relationship Committee as on March 31, 2023 is as under:

| Sr. No | Name of the Members | | Designation |
|--------|-----------------------|---|--------------------------------------------------------|
| 1. | Mr. V R Kaundinya* | | Chairperson, Independent Director |
| 2. | Mr. Babu Rao Busi# | : | Chairperson, Independent Director |
| 3. | Mr. U.B. Pravin Rao | : | Member, Independent Director |
| 4. | Mr. Narasimha Murthy^ | : | Member, Independent Director |
| 5. | Mr. Biju Pillai | : | Member, Whole-Time Director (Deputy Managing Director) |

*-Ceased to be an Independent Director w.e.f. 25th February 2023

#-Appointed as Chairman w.e.f. 26th February 2023

^-Appointed as an Independent Director w.e.f. 12th January 2023

ii. Terms of Reference

The terms of reference of SRC are aligned with the terms of reference provided under regulation 20 of the SEBI Listing Regulations, Para B of Part D of Schedule II of the SEBI Listing Regulations and as per the charter approved by the Board of the Company.



iii. Meetings Held

SRC met 4 (four) times during the FY 2022-23 on April 13, 2022, July 06, 2022, October 13, 2022 and January 11, 2023.

d. Risk Management Committee

i. Constitution of the Committee

The Risk Management Committee ('RMC') is formed in compliance with the regulation 21 of the SEBI Listing Regulations and guidelines of Reserve Bank of India on Corporate Governance.

The composition of the Risk Management Committee as on March 31, 2023 is as under:

| Sr. No | Name of the Members | | Designation |
|--------|-----------------------|---|-----------------------------------|
| 1. | Mr. Babu Rao Busi | : | Chairperson, Independent Director |
| 2. | Mrs. Madhu Dubhashi* | : | Member, Independent Director |
| 3. | Mr. Deepak Maheshwari | : | Member, Non-Executive Director |
| 4. | Mr. Bipin Kumar Saraf | : | Member, Managing Director & CEO |
| 5. | Mrs. Pallavi Kanchan^ | : | Member, Independent Director |

*-Ceased to be an Independent Director w.e.f. 25th February 2023

^-Appointed as Independent Director w.e.f. 12th January 2023

ii. Terms of Reference

The terms of reference of Risk Management Committee are aligned with the terms of reference provided under regulation 21 of the SEBI Listing Regulations, Para C of Part D of Schedule II of the SEBI Listing Regulations and as per the charter approved by the Board of the Company.

iii. Meetings Held

RMC met 5 (five) time during the FY 2022-23 on April 13, 2022, July 6, 2022, July 14, 2022 (Adjourned), October 13, 2022 and January 11, 2023.

e. Committee of Directors

i. Constitution of the Committee

The composition of the Committee of Directors ('COD') as on March 31, 2023 is as under:

| Sr. No | Name of the Members | | Designation |
|--------|-----------------------|---|--------------------------------------|
| 1. | Mr. Deepak Maheshwari | : | Chairperson (Non-Executive Director) |
| 2. | Mr. Babu Rao Busi | : | Member (Independent Director) |
| 3. | Mr. Bipin Kumar Saraf | : | Member, MD & CEO |

ii. Terms of Reference

The Committee of Directors is formed to review loans sanctioned by Committee of Executives, which provides approval for loans above certain stipulated limits, to discuss strategic issues in relation to credit policy and deliberate on the quality of credit portfolio of the Company and as per the charter approved by the Board of the Company.

iii. Meetings Held

COD met 8 (Eight) times during the FY 2022-23 on April 12, 2022, May 11, 2022, July 7, 2022, September 5, 2022, October 14, 2022, December 13, 2022, January 11, 2023 and January 30, 2023, March 12, 2023 and March 29, 2023.



f. Corporate Social Responsibility Committee

i. Composition of the Committee

The Corporate Social Responsibility committee is formed in compliance with the provisions of Section 135 of the Companies Act, 2013.

The composition of the Corporate Social Responsibility committee as on March 31, 2023 is as under:

| Sr. No | Name of the Members | Designation |
|--------|------------------------|----------------------------------------------------------|
| 1. | Mr. Deepak Maheshwari | : Member, Non-Executive Director |
| 2. | Mrs. Pallavi Kanchan#^ | : Chairperson, Independent Director |
| 3. | Mrs. Madhu Dubhashi* | : Member, Independent Director |
| 4. | Mr. Narasimha Murthy^ | : Member, Independent Director |
| 5. | Mr. V R Kaundinya* | : Member, Independent Director |
| 6. | Mr. Biju Pillai | : Member, Whole-Time Director (Deputy Managing Director) |

*-Ceased to be an Independent Director w.e.f. 25th February 2023

#-Appointed as Chairman w.e.f. 26th February 2023

^ -Appointed as an Independent Director w.e.f. 12th January 2023

ii. Terms of Reference

The terms of reference of the CSR has been aligned with the provisions of section 135 of the Companies Act, 2013, The Companies (Corporate Social Responsibility Policy) Rules, 2014 and The Companies (Accounts) Rules, 2014 and as per the charter approved by the Board of the Company.

iii. Meetings Held

CSR Committee met 4 (four) times during the FY 2022-23 on April 14, 2022, July 06, 2022, October 13, 2022 and January 11, 2023.

g. Information Technology (IT) Strategy Committee

i. Constitution of the Committee

IT Strategy Committee has been formed as per the RBI Master Directions pertaining to 'Information Technology Framework for the NBFC Sector'.

The composition of the IT Strategy Committee as on March 31, 2023 is as under:

| Sr. No | Name of the Members | Designation |
|--------|------------------------|----------------------------------------------------------|
| 1. | Mr. V R Kaundinya* | : Chairperson, Independent Director |
| 2. | Mr. U.B. Pravin Rao# | : Chairperson, Independent Director |
| 3. | Mr. Narasimha Murthy^ | : Member, Independent Director |
| 4. | Mr. Biju Pillai | : Member, Whole-Time Director (Deputy Managing Director) |
| 5. | Mr. Kishore Babu Manda | : Member, Chief Risk Officer |
| 6. | Mr. Ajay Shah | : Member, Chief Technology Officer |

*-Ceased to be an Independent Director w.e.f. 25th February 2023

#-Appointed as Chairman w.e.f. 26th February 2023

^ -Appointed as an Independent Director w.e.f. 12th January 2023



ii. Terms of Reference

The terms of reference of the Committee has been aligned as per the requisite RBI Master Directions and as per the charter approved by the Board of the Company.

iii. Meetings Held

IT Strategy Committee met 4 (four) times during the FY 2022–23 on April 13, 2022, July 06, 2022, October 13, 2022 and January 11, 2023.

h. Asset Liability Management Committee

i. Constitution of the Committee

Asset Liability Management Committee ('ALCO') has been constituted in terms of RBI circular DNBS (PD).CC.No.15 /02.01 / 2000-2001 dated June 27, 2001. The composition of the Asset Liability Management Committee as on March 31, 2023 is as under:

| Sr. No | Name of the Members | | Designation |
|--------|------------------------|---|-----------------------------------|
| 1. | Mr. Bipin Kumar Saraf | : | Chairperson, MD & CEO |
| 2. | Mr. Biju Pillai | : | Member, Deputy Managing Director |
| 3. | Mr. Kishore Babu Manda | : | Member, Chief Risk Officer |
| 4. | Mr. Amith Iyer | : | Member, Chief Financial Officer |
| 5. | Mr. Vishal Sharan | : | Member, Head – Wholesale Business |

ii. Terms of the Committee

As per the RBI Guidelines on Asset Liability Management ('ALM'), the ALCO is formed to oversee the ALM function and ensure adherence to the limits set by the Board as well as for deciding the business strategy of the company (on the assets and liabilities side) in line with the company's budget and risk management objectives and review of its functioning periodically.

iii. Meetings Held

ALCO met 12 (Twelve) times during the FY 2022–23 on April 15, 2022, May 10, 2022, June 10, 2022, July 12, 2022, August 09, 2022, September 16, 2022, October 04, 2022, November 04, 2022, December 15, 2022, January 12, 2023, February 15, 2023 and March 15, 2023.

12. REMUNERATION OF DIRECTORS

a. Remuneration to Executive Directors:

Remuneration payable to the Executive Directors is recommended by the NRC, approved by the Board and is subject to the overall limits approved by the shareholders.

The variable component of remuneration (Performance Linked Incentive) for Executive Directors are determined on the basis of several criteria including their individual performance as measured by achievement of their respective key result areas, strategic initiatives taken and being implemented, their respective roles in the organization, fulfilment of their responsibilities and performance of the Company. This is in accordance with the Company's Nomination and Remuneration Policy of the Company.

No remuneration is paid to Non-Executive Directors of the Company during the FY 2022–23.



b. Sitting fees paid to Non-Executive, Independent Directors

Sitting fees are paid / payable to the Non-Executive, Independent Directors for the FY 2022-23 as per the terms approved by the Board of the Company.

Notes for Director's Remuneration:

- a. Non-Executive Directors of the Company do not receive any sitting fees or any other remuneration.
- b. The terms of appointment of Mr. Bipin Saraf and Mr. Biju Pillai, Executive Directors, as approved by shareholders, contains payment of basic salary, perquisites and allowances, and performance linked incentive in addition to total fixed pay.
- c. No amount by way of loan or advance has been given by the Company to any of its Directors.
- d. There was no pecuniary relationship or transactions with Non-Executive Directors vis-à-vis the Company other than sitting fees, if any, that is paid to the Non - Executive Directors.
- e. The Company pays Rs. 1,00,000 /- for Board, Audit Committee, Nomination and Remuneration Committee, Risk Management Committee, Committee of Directors and Rs. 50,000 /- for Corporate Social Responsibility Committee, IT Strategy Committee and Stakeholders Relationship Committee meetings.

13. GENERAL BODY MEETINGS

The Annual General Meeting of the Company for FY 2021-22 was held on June 6, 2022.

14. DISCLOSURES

A. RELATED PARTY DISCLOSURES

- a. All transactions entered into with Related Parties in terms of provisions under the Act and Regulation 23 of the SEBI Listing Regulations during the financial year 2022-23 were undertaken in compliance with the aforesaid regulatory provisions;
- b. There were no materially significant transactions with related parties during the financial year which were in conflict with the interest of the Company;
- c. Suitable disclosures as required by the Indian Accounting Standards (IND AS 24) have been made in the standalone financial statements, which forms part of this Annual Report;
- d. SEBI vide amendments to the Listing Regulations had introduced substantial changes in the related party transaction framework, *inter alia*, by enhancing the purview of the definition of related party and overall scope of transactions with related parties effective April 1, 2022 or unless otherwise specified. The Board on the recommendations of the Audit Committee approved the revised 'Policy for Related Party Transactions' to align it with the said amendments and the same is available on the website of the Company at <https://content-eu-4.content-cms.com/735827e6-7346-41e5-bd5ada4569fbfe75/dxdam/98/98947df1-36a0-4ade-b1f5-4c6dc108adcd/Policy%20on%20Related%20Party%20Transactions.pdf>
- e. The Register of Contracts / statement of related party transactions is placed before the Board / Audit Committee regularly.



B. Details of non-compliance, penalties, strictures imposed by the Stock Exchange(s) or SEBI or any statutory authority on any matter related to capital markets during the last 3 years

There have been no instances of non-compliance or penalties, strictures imposed by the Stock Exchange(s) or SEBI or any statutory authority on any matter related to capital markets during the last 3 years on the Company.

C. Listing Fees

Listing fees for financial year 2023–24, shall be paid within the due dates to the Stock Exchanges on which the debt securities of the Company are listed.

D. Compliance with mandatory / non-mandatory requirements

- a. The Company has complied with all the applicable mandatory requirements of the Listing Regulations.
- b. During the year under review, there is no audit qualification in the Company's financial statements. The Company continues to adopt best practices to ensure regime of financial statements with unmodified audit opinion.

15. MEANS OF COMMUNICATION

The Company recognizes the importance of two-way communication with shareholders and of giving a balanced reporting of results and progress and responds to questions and issues raised in a timely and consistent manner. Shareholders seeking information may contact the Company directly throughout the year. They also have an opportunity to ask questions at the Annual General Meeting. Some of the modes of communication are mentioned below:

A. Financial Results:

The Company's quarterly / half-yearly / annual financial results are filed with the Stock Exchanges and are generally published in Business Standard (all editions) (English), within forty-eight hours of the conclusion of the Board Meeting. They are also displayed on the Company's website <https://www.axisfinance.in/investors-corner/financials>

B. Website:

The Company's website <https://www.axisfinance.in/> contains a separate dedicated section for stakeholders, where all information and relevant policies to be provided under applicable regulatory requirements, are available in a user friendly form.

C. Annual Report:

The Annual Report containing *inter-alia* the audited financial statements, Board's Report, Auditors' Report, Corporate Governance Report and other important information is circulated to Members and others entitled thereto. The Management Discussion and Analysis Report forms part of the Annual Report. The Annual Report is also available on the website of the Company.

D. Designated exclusive email id:

The Company has designated the Email ID corporate.secretarial@axisfinance.in exclusively for investor servicing.



E. SEBI Complaints Redress System (SCORES):

A centralized web-based complaints redressal system, which serves as a centralized database of all complaints received, enables uploading of Action Taken Reports by the Company, and facilitates online filing of the complaint by the investors and subsequently viewing of actions taken on the complaint and its current status.

F. BSE Corporate Compliance & Listing Centre ('BSE Listing Centre')

BSE Listing Centre are web-based application systems for enabling corporates to undertake electronic filing of various periodic compliances, *inter-alia*, shareholding pattern, corporate governance report, results, press releases, etc. Various compliances as required / prescribed under the Listing Regulations are filed through this system.

16. GENERAL INFORMATION FOR SHAREHOLDERS

A. Company Registration Details

The Company is registered in the State of Maharashtra, India. The Corporate Identification Number (CIN) allotted to the Company by the Ministry of Corporate Affairs (MCA) is U65921MH1995PLC212675.

B. Annual General Meeting

Day, Date and Time: Tuesday, June 6, 2023 at 09:00 a.m.

C. Financial Year

The financial year of the Company starts on April 1 and ends on March 31 of next year.

D. Book Closure Period and Dividend Payment Date

During the year under review, the Board had not declared any dividend therefore, there was no requirement of Book Closure.

E. Listing on Stock Exchanges

i. Equity Shares:

Equity shares of the Company are not listed with any of the stock exchanges.

ii. Debt Securities:

Non-Convertible Debentures issued by the Company from time to time are listed on the Wholesale Debt Market Segment (WDM) of BSE.

iii. Commercial Papers:

Commercial Papers issued by the Company are listed on BSE.

F. Debenture Trustees

Catalyst Trusteeship Limited (Erstwhile GDA Trusteeship Limited)
Office No. 604, 6th floor, Windsor,
C.S.T. Road, Kalina,
Santacruz (East), Mumbai 400 098.



Fax: 022 – 49220505
Tel: +91-22-49220555

G. Contact Details for Investor Correspondence

Share Transfer Agents:

KFin Technologies Limited (formerly known as KFin Technologies Private Limited), are the Share Transfer Agents for equity shares of the Company. The contact details of KFin Technologies Limited are given below:

KFin Technologies Limited

Selenium Tower B, Plot 31-32, Gachibowli, Financial District, Nanakramguda, Hyderabad-500 032

Tel: 040-68301881

E-mail ID: unlservices@kfintech.com

Registrar & Transfer Agents:

Link Intime India Private Limited, are the Registrar and Transfer Agents for Non-Convertible Debentures of the Company. The contact details of Link Intime India Private Limited are given below:

Link Intime India Private Limited

C 101, 247 Park, L B S Marg, Vikhroli West, Mumbai – 400 083

Tel: +91 22 49186000

Fax: +91 22 49186060

Email: mumbai@linkintime.co.in

Contact details of the Company:

Axis House, Ground Floor, Wadia International Centre, Worli, Mumbai – 400 025

Tel: +91-22-2425 2525

Fax: +91-22-4325 3000

Email ID: corporate.secretarial@axisfinance.in

H. Share Transfer System

All activities in relation to both physical share transfer facility (includes transmission / splitting and consolidation of share certificates / dematerialization / rematerialization) is processed periodically by the Registrar & Share Transfer Agent (RTA) of the Company. In case of shares held in electronic form, the transfers are processed by National Securities Depository Limited (NSDL) and Central Depository Services (India) Limited (CDSL) through their respective Depository Participants.

I. Distribution of Shareholding by size and shareholding pattern as on March 31, 2023

The Company is a wholly owned subsidiary of Axis Bank Limited (ABL) which holds 590,81,38,860 equity shares of the Company, along with its nominees.

J. Dematerialisation of shares

As on March 31, 2023, 590,81,38,860 equity shares (100% of the total number of shares) are in dematerialized form.



K. Outstanding GDRs / ADRs / Warrants or any Convertible instruments conversion date and likely impact on Equity

The Company has not issued any GDRs / ADRs / Warrants or any Convertible instruments during the financial year under review and the Company has no outstanding GDRs / ADRs / Warrants or any Convertible instruments.

L. Plant Locations

As the Company is engaged in the business of financial services, there is no plant location as such.

M. Disclosures with respect to the Demat Suspense Account / Unclaimed Suspense Account

There are no outstanding shares in Demat Suspense Account / Unclaimed Suspense Account as on March 31, 2023 of the Company.

17. CODE OF CONDUCT

The Board has laid down a Code of Conduct and Ethics for the Board Members and Senior Management Personnel of the Company. All Board Members and Senior Management Personnel have affirmed compliance with the Code of Conduct for financial year 2022-23. Requisite declaration signed by Mr. Bipin Saraf, MD & CEO has been obtained by the Company.

18. CODE FOR PREVENTION OF INSIDER TRADING

The Company has adopted the revised Code of Conduct to regulate, monitor and report trading by designated persons in securities of the Company and code of practices and procedures for fair disclosures of unpublished price sensitive information in terms of SEBI (Prohibition of Insider Trading) Regulations, 2015 as amended from time to time.

On behalf of the Board of the Directors



Amitabh Chaudhry
Chairman
DIN: 00531120

Place: Mumbai
Date: 13th April 2023



Form AOC-2

(Pursuant to Clause (h) of sub-section (3) of Section 134 of the Act and Rule 8(2) of the Companies (Accounts) Rules, 2014)

Form for disclosure of particulars of contracts/arrangements entered into by the Company with related parties referred to in sub-section (1) of section 188 of the Companies Act, 2013 including certain arm's length transactions under third proviso thereto

I. Details of contracts or arrangements or transactions not at arm's length basis

| Sr. No | Particulars | Remarks |
|--------|-------------------------------------------------------------------------------------------------------------------|---------|
| a) | Name (s) of the related party and nature of relationship | Nil |
| b) | Nature of contracts/arrangements/transactions | Nil |
| c) | Duration of the contracts / arrangements / transactions | Nil |
| d) | Salient terms of the contracts or arrangements or transactions including the value, if any | Nil |
| e) | Justification for entering into such contracts or arrangements or transactions | Nil |
| f) | Date(s) of approval by the Board | Nil |
| g) | Amount paid as advances, if any | Nil |
| h) | Date on which the special resolution was passed in general meeting as required under first proviso to Section 188 | Nil |

II. Details of material contracts or arrangement or transactions at arm's length basis

| Sr. No | Particulars | Remarks |
|--------|----------------------------------------------------------|-----------------------------------------------------------------------------------------------------------------------------------------------------------------------------------------------------------------------------------------------------------------------------------------------------------------------------------------------------------------------|
| a) | Name (s) of the related party and nature of relationship | : Axis Bank Limited |
| b) | Nature of contracts/arrangements/transactions | : 1. Rent Paid 2. Bank Charges 3. TREPS Charges 4. Current Account Balance 5. Fixed Deposit Accounts 6. LOC Account Balance 7. Capital Infusion 8. OPE Reimbursement 9. Demat A/c Charges 10. NACH Charges 11. IPA Commission Charges Paid 12. Service Charges Other (IT Service Fees) 13. NCD Issue Expenses (Arrangership Fees) |



| Sr. No | Particulars | Remarks |
|--------|--------------------------------------------------------------------------------------------|---------------------------------------------------------------------------------------------------------------------------------------------------------------------------------------------------------------------------------------------------------------------------------------------------------------------------------------------------------------------------------------------------|
| | | 14. Interest Paid on WCDL & OD 15. Axis Bank WCDL & OD 16. Interest on Fixed Deposits 17. Consideration received from ABL (Loan account sell down) 18. Processing Fees received 19. Non - Convertible Debentures 20. Royalty Charges 21. Interest Paid on NCD 22. Other Reimbursement – (Group Term Life Premium) 23. ESOP Cost 24. Future Service Gratuity Premium |
| c) | Duration of the contracts / arrangements / transactions | : Continuous |
| d) | Salient terms of the contracts or arrangements or transactions including the value, if any | : Refer Financial statements |
| e) | Date(s) of approval by the Board | : Transaction at arm's length and in ordinary course of business |
| f) | Amount paid as advances, if any | : Nil |

III. Details of material contracts or arrangement or transactions at arm's length basis

| Sr. No | Particulars | Remarks |
|--------|--------------------------------------------------------------------------------------------|------------------------------------------------------------------|
| a) | Name (s) of the related party and nature of relationship | : Axis Securities Limited |
| b) | Nature of contracts/arrangements/transactions | : 1. Demat charges 2. Brokerage paid |
| c) | Duration of the contracts / arrangements / transactions | : Continuous |
| d) | Salient terms of the contracts or arrangements or transactions including the value, if any | : Refer Financial statements |
| e) | Date(s) of approval by the Board | : Transaction at arm's length and in ordinary course of business |
| f) | Amount paid as advances, if any | : Nil |



IV. Details of material contracts or arrangement or transactions at arm's length basis

| Sr. No | Particulars | Remarks |
|--------|--------------------------------------------------------------------------------------------|------------------------------------------------------------------|
| a) | Name (s) of the related party and nature of relationship | : Axis Trustee Services Limited |
| b) | Nature of contracts/arrangements/transactions | : 1. Professional Fees 2. CERSAI charges |
| c) | Duration of the contracts / arrangements / transactions | : Continuous |
| d) | Salient terms of the contracts or arrangements or transactions including the value, if any | : Refer Financial statements |
| e) | Date(s) of approval by the Board | : Transaction at arm's length and in ordinary course of business |
| f) | Amount paid as advances, if any | : Nil |

V. Details of material contracts or arrangement or transactions at arm's length basis

| Sr. No | Particulars | Remarks |
|--------|--------------------------------------------------------------------------------------------|------------------------------------------------------------------|
| a) | Name (s) of the related party and nature of relationship | : Free Charge Payments Technologies Private Limited |
| b) | Nature of contracts/arrangements/transactions | : Subscription Expense |
| c) | Duration of the contracts / arrangements / transactions | : Continuous |
| d) | Salient terms of the contracts or arrangements or transactions including the value, if any | : Refer Financial statements |
| e) | Date(s) of approval by the Board | : Transaction at arm's length and in ordinary course of business |
| f) | Amount paid as advances, if any | : Nil |

For and on behalf of Board of Directors

Amitabh Chaudhry
Chairman
DIN: 00531120



Place: Mumbai
Date: 13th April 2023

Management Discussion and Analysis

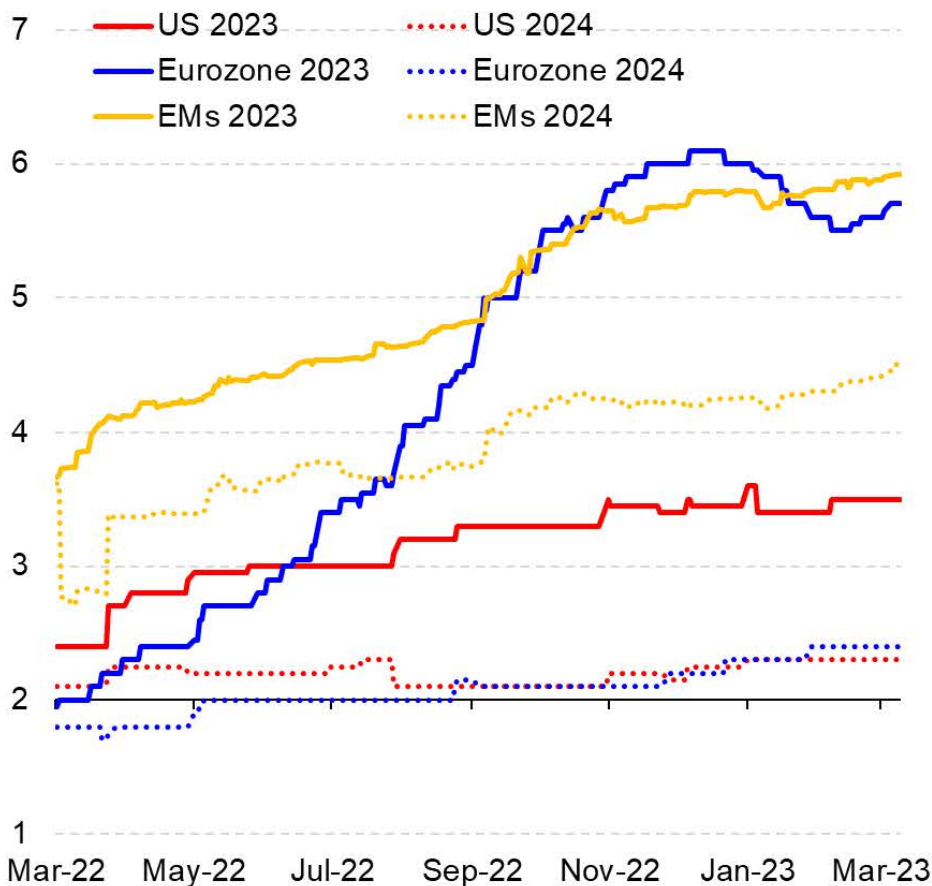
Economic Overview

Global economy

Macro-Economic Environment

FY 2023 began with the growing realisation globally of inflation not being as transitory as hoped for, leading to the start of an aggressive round of rate hikes. In short order, this has led to monetary tightening across economies to levels not seen since before the 2008 Global Financial Crisis. Bottlenecks to supplies of energy into Europe ahead of the winter coupled with the hikes to lead to projections of a deep recession globally - though growth actually proved to be resilient to these headwinds, and inflation prints decelerated at a much milder pace than anticipated.

Chart 1: Evolution of composite expected inflation in major markets

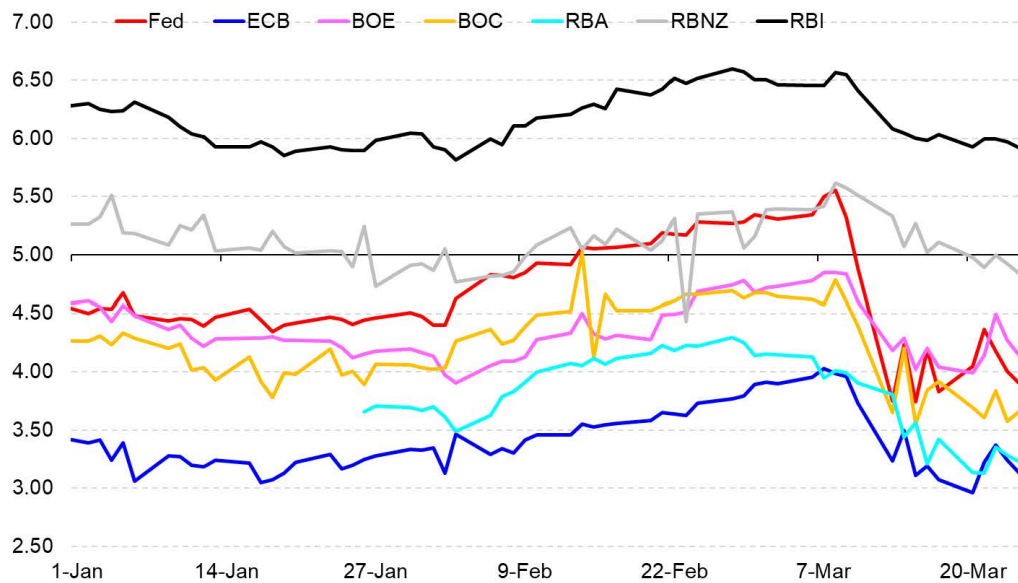


Source: Axis Bank Economic Research Wing

These conditions led to debates around over-tightening, given the relatively quick hike to rates without allowing adequate time for transmission. Sure enough, the emergence of stresses in the banking sector in the US and Europe was seen as a sign of this over tightening, with the potential to cause a break, rather than a slowing of growth momentum. At the time of writing, it appears likely that these stresses will be managed through non-monetary policy means, but the developments will likely have imbued an element of caution into the tightening cycle for now. Significantly, current market pricing indicates reversal of rate hikes in the current calendar year.



Chart 2: Expected central bank key rate by Dec'23 – Note the rapid downgrading of expectations

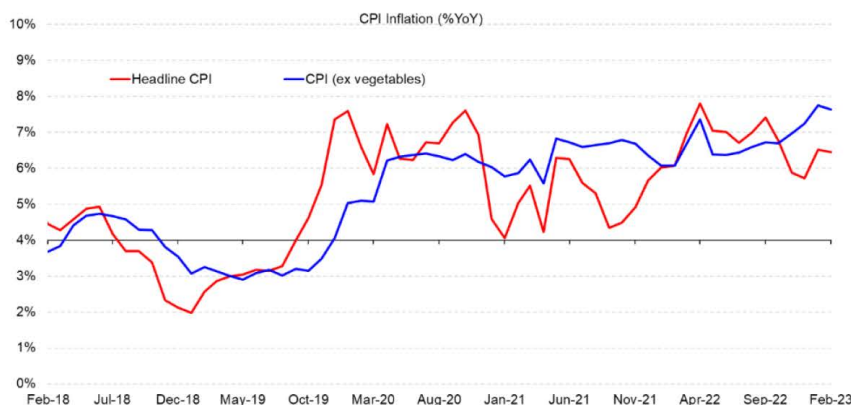


Source: Axis Bank Economic Research Wing

The year also saw rapid removal of zero-COVID restrictions in China, resulting initially in a large spike in infections, but then recovery in mobility. Private sector consumption and investment activity remained muted however, leading the government to announce stimulus - these are seen in recent investment and credit data. Over the longer term, the authorities are likely looking to boost domestic consumption, which has limited the industrial easing in terms of rate cuts and directed credit, as well as in terms of demand for commodities. The Ukraine war has continued over the year, but dislocations in grain, edible oil and other markets appear to have eased dramatically.

On the India front too, inflation has remained higher than expected, with growth 'resilient' - while readings on GDP might be somewhat muted owing to base effects, high frequency indicators show activity carrying on moderately, with a strong focus in services. The strength of demand has been resilient to monetary tightening domestically too, though transmission to banking has not yet fully completed. While this makes further tightening on the India front likely as well, the situation around the current account has improved dramatically, with high services inflows pushing Q4 towards a current account surplus.

Chart 3: India CPI inflation after removing vegetables - numbers have been beyond the comfort zone longer than expected



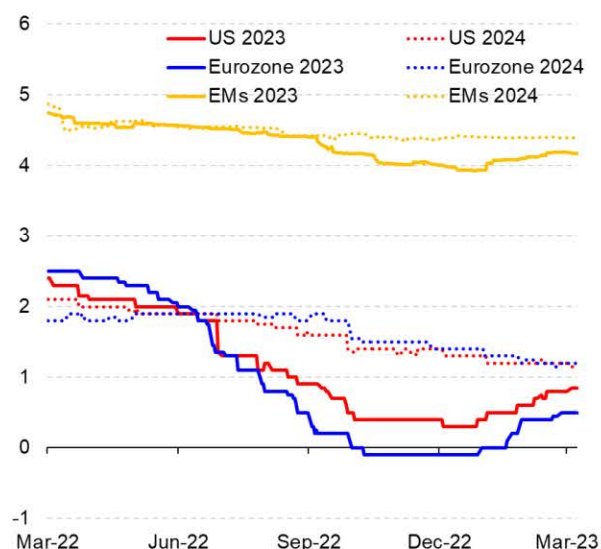
Source: Axis Bank Economic Research Wing



Outlook for fiscal 2024

Global growth conditions appear likely to persist, even if with somewhat slowing momentum, as long as banking stress does not precipitate into a major shock. Other shocks of tech sector layoffs, etc. have been absorbed well by the system. Conditions going ahead are likely to be shaped by the confluence of country wise political and policy direction, including on the fiscal front. The policy mix will also be exposed to developments in thinking on the geo-strategic side, with localisation or friend-shoring of supply chains and increase in trade barriers elsewhere a likelihood. These trends can support local (not global) growth and inflation, even at high interest rates.

Chart 4: Evolution of composite expected GDP growth in major markets



Source: Axis Bank Economic Research Wing

Indian Economy

Review

Despite facing several global headwinds, the Indian economy has been a story of incredible resilience and structural strength, driven by robust private consumption, and resumption of a public sector-led capex cycle to 'crowd in' private investments. Further, strengthening corporate balance sheets, along with sector-specific government initiatives like Production Linked Incentive (PLI) to boost manufacturing across 15 sectors, PM Gati Shakti, credit guarantee programme for SMEs, and greater infrastructure spending bodes well for India's long-term growth prospects.

Outlook

The Indian economy is also likely to continue to expand at a moderate pace going ahead, though headwinds related to weather disruptions are now beginning to be seen. Momentum can be expected to be slowed by monetary tightening and the fiscal glide path, but the driving focus on capex will likely continue to support here. Developments on the current account front, dovetailing with those on the INR and levels of FX reserves will likely remain in focus going ahead.

According to the Economic Survey of 2022-23, the Indian economy to expected grow at 6-6.8% in FY 2024, driven by fresh credit cycle in the economy, gains from greater formalisation, higher financial inclusion and digital technology-based economic reforms. It also predicts that India will be the world's fastest growing major economy between 2021 and 2024. The Union



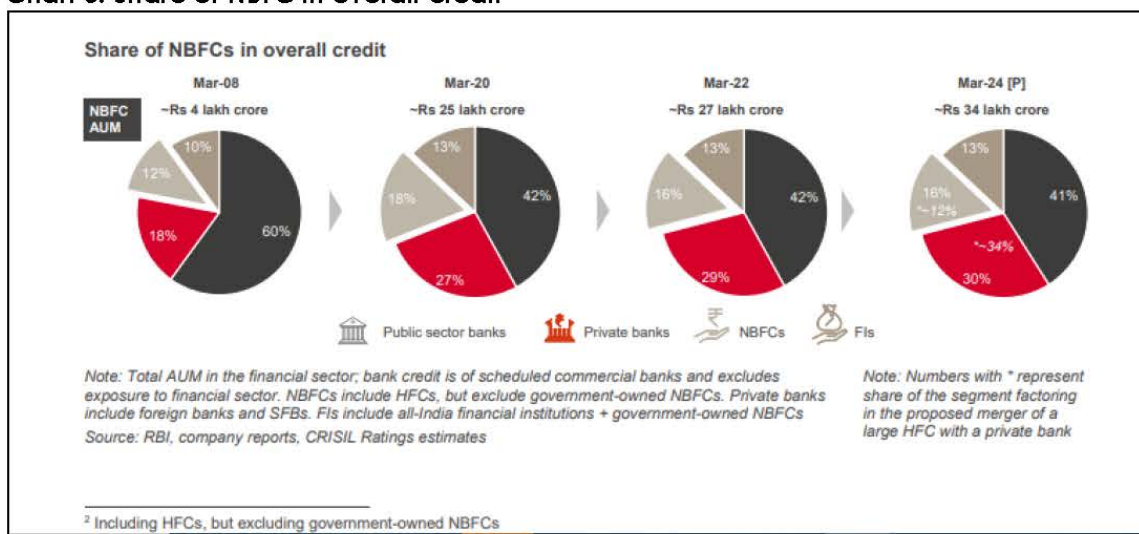
Budget 2023-24 announced capital expenditure of Rs. 10 lakh crore, a whopping increase of 37% over previous year's outlay, which would have a multiplier effect on the economy.

Source: Economic Survey 2022-23

Industry Overview

NBFCs along with banks and financial institutions are one of the important pillars of Indian financial ecosystem. After sailing through challenging times over last few years exacerbated by the pandemic the sector has now started seeing the silver lining. NBFCs have improved asset quality, capital position, and collection efficiency and profitability and are now well-positioned to capitalise on growth opportunities. The AUMs of NBFCs have increased exponentially from ₹3.6 lakh crore in fiscal 2008 to ~aggregate outstanding amount at ₹31.5 lakh crore as of September 2022. In FY22, they amounted to 16% of total credit in India. At 40%-45% housing finance loans are the largest component of NBFC loans followed by vehicle loans that form 20%-25% of the loans extended.

Chart 5: Share of NBFC in overall credit



Source: ASSOCHAM report : https://www.assocham.org/uploads/files/V11_CRISIL%20Assocham%20Report%20on%20NBFCs_Final.pdf

The Economic Survey recognises importance of NBFCs and forecasts the “financial system to play a key role in realizing objectives of Amrit Kaal – ushering a virtuous investment cycle backed by healthy balance sheet of banks, stronger capital base of NBFCs and robust growth in Assets under Management (AUM) of domestic mutual funds.”

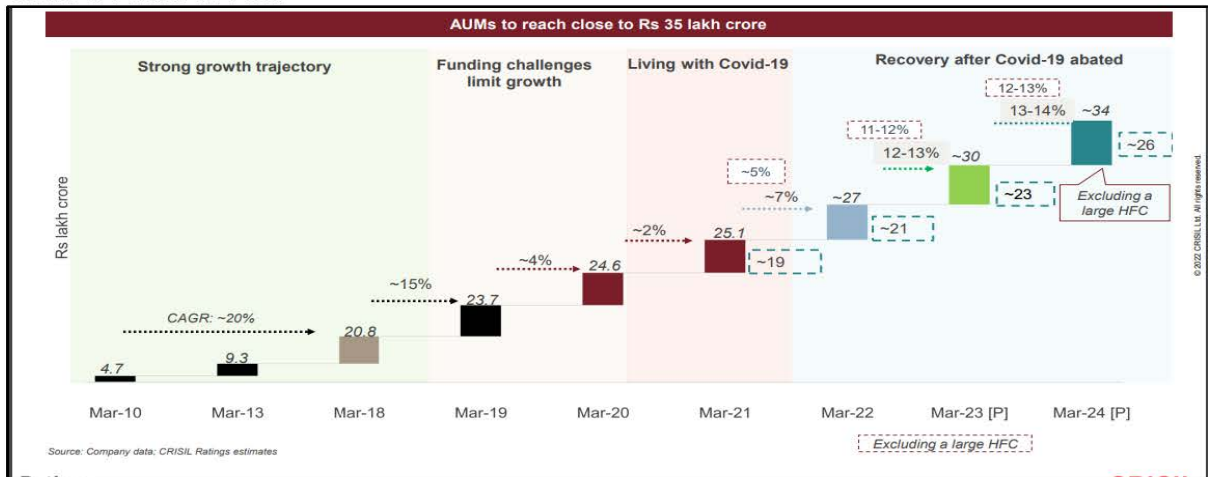
As per the Economic Survey, the NBFCs have improved their asset quality substantially as evident from the decline in GNPA ratio of NBFCs from the peak of 7.2% during the second wave of the pandemic (June 2021) to 5.9% in September 2022, reaching close to the pre-pandemic level. The Government realises importance of NBFCs and has launched a new credit guarantee scheme that is intended to reduce lending costs by 1% and provide MSMEs with an additional Rs 2 trillion in collateral-free loan guarantees.

Outlook

According to CRISIL report – NBFC: Gearing up for growth, assets under management (AUM) of the NBFC sector are expected to grow 12%-13% in this fiscal. Additionally, NBFCs are realigning their portfolio strategies by shifting focus towards non-traditional asset classes like unsecured loans; micro, small and medium enterprise (MSME) finance; and used vehicle finance which are expected to post higher growth and have a better risk returns profile.

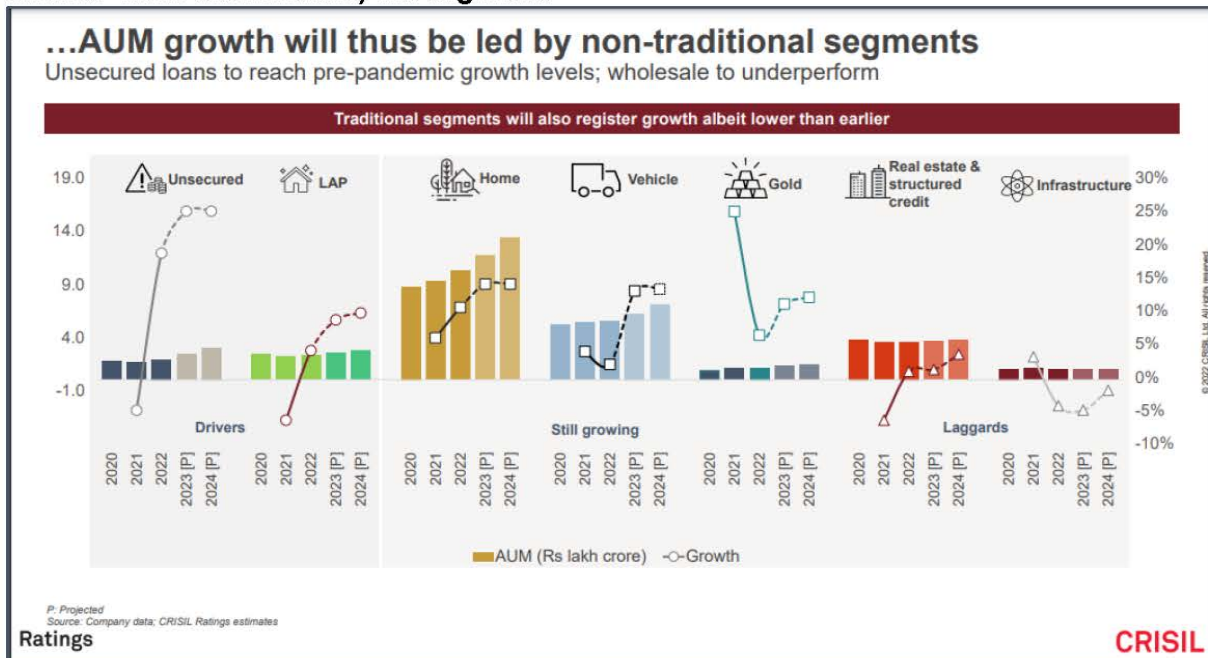


Chart 6: AUMs Growth



Source: CRISIL Ratings

Chart 7: AUM Growth led by the segments



Source: CRISIL Ratings

Larger players entering into partnerships with smaller players to improve penetration in niche segments, co-lending with digital lenders and fee-based models are some symbiotic models that characterise the new lending landscape for the NBFCs. Digitalisation, the use of unconventional data and analytics are gaining traction, which will benefit the sector in terms of asset quality improvement as well as growth.

Strong economic growth including MSME are the tailwinds while increase in borrowing cost and competition from banks are headwinds that the sector might face.

Regulatory changes in NBFC sector

As per RBI's circular on Scale Based Regulation: A Revised Regulatory Framework for NBFCs dated October 22, 2021, regulatory structure for NBFCs comprises of four layers based on their size, activity and perceived riskiness viz. NBFC - Base Layer (NBFC-BL), NBFC - Middle Layer



(NBFC-ML), NBFC - Upper Layer (NBFC-UL) and NBFC - Top Layer (NBFC-TL). The framework also envisages that top ten NBFCs in terms of their asset size shall always reside in the Upper Layer. RBI vide its press release dated September 30, 2022 has identified 16 NBFCs for categorization under Upper Layer based on a set of parameters and scoring methodology. The Company has not been categorized as NBFC-Upper Layer in the said list. By virtue of being a non-deposit taking NBFC with asset size of ₹1000 crore & above, the Company therefore gets categorized as NBFC-Middle Layer under the Scale Based Regulation.

Compliance Function and Role of Chief Compliance Officer (CCO) – NBFCs

RBI vide its circular dated April 11, 2022 introduced certain principles, standards and procedures for Compliance Function, keeping in view the principles of proportionality. The circular stipulated NBFCs in the Middle Layer and Upper Layer, inter-alia, to appoint a CCO by October 1, 2023. The Company has appointed a senior executive as the Chief Compliance Officer.

Prompt Corrective Action (PCA) Framework

RBI had announced a Prompt Corrective Action Framework for NBFCs on December 14, 2021 akin to banks. The said framework enables RBI to initiate structured action in respect of NBFCs which have hit the trigger points, wherever required, to initiate and implement remedial measures in a timely manner with a view to restore the financial health of respective NBFCs and is effective from October 1, 2022.

Capital and Asset Quality shall be the key areas for monitoring under the PCA Framework. AFL has not breached any of the risk thresholds on CRAR, Tier I Capital Ratio and NNPA Ratio.

Business Overview

Axis Finance Limited (AFL) is a non-deposit taking Non-Banking Financial Company (NBFC), offering customized solutions across Retail, Emerging Corporates (MSMEs) and Wholesale segments. We are a uniquely positioned “Universal NBFC” catering to all customer segments with a Pan-India footprint.

FY 2022-23 has been an eventful year witnessing bounce-back of economic activity owing to the relief provided by receding COVID-19 but was partially offset by global headwinds wherein soaring inflation and continuous interest rate hikes remained a concern. However, despite the macro challenges and intense competitive landscape, AFL has made a remarkable Y-o-Y growth of 47% in its AUM.

Fiscal year 2023 was a landmark year for Axis Finance, marking its 10th anniversary. We started our journey in 2013 with a manpower of 20 employees in 7 centres and a limited set of product offerings which were more concentrated towards LAS (Loan Against Shares) and RE (Real Estate Funding). Since then, the company has grown and evolved while aligning its strategies to keep up/mitigate/surpass market dynamics as well as implementing stringent credit discipline measures with significant focus on asset quality. The company started with wholesale lending but has now diversified with a more granular and stable portfolio after introduction of retail segment in FY20 and emerging corporate segment in FY 2022.

We have diversified offerings across the value chain by leveraging Axis Group eco-system through the Bank and all its other subsidiaries. Our endeavour is to scale-up the “One Axis” Synergies further with the objective of offering one stop solution to clients.

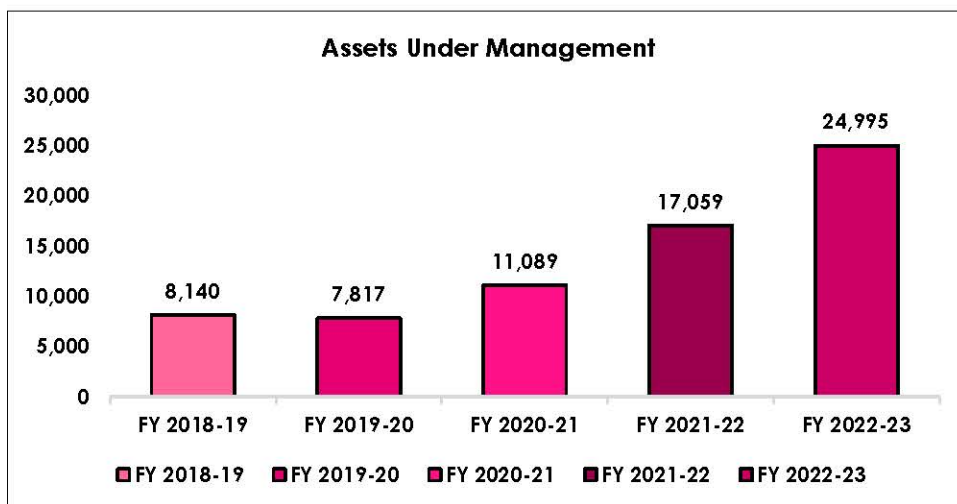
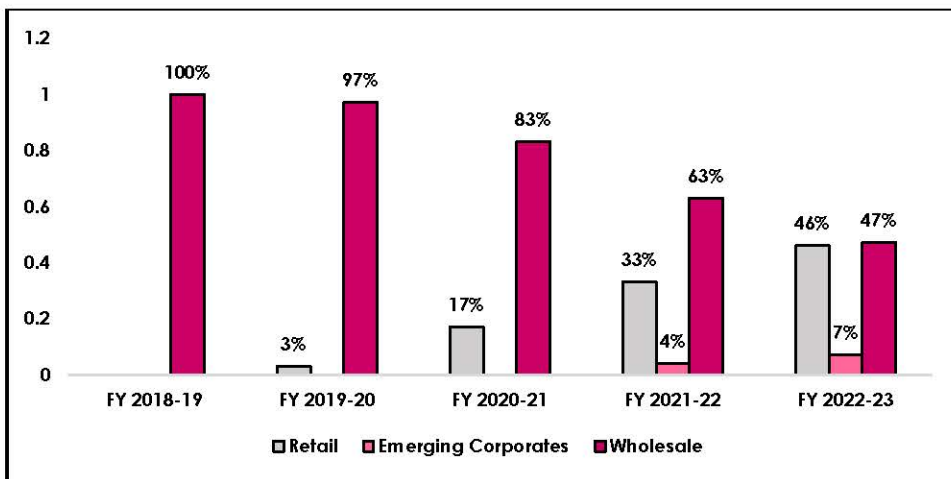
Our growth journey for Fiscal Year 2023 has followed the Axis Group theme of Growth, Profitability and Sustainability (GPS) that is supported by the One-Axis Ecosystem. Going forward, our strategies for the upcoming years will also be drafted in line with the GPS theme.



- **Growth:** continue to grow a diversified and granular book aided by geographic expansion and manpower augmentation guided by macro-economic indicators like sector-wise credit deployment outlook, MSME credit offtake, population trend, GDP contributors etc.
- **Profitability:** accretion of profitability and return ratios via recalibration/optimization of book mix in term of rating, sector as well as size of borrower group.
- **Sustainability:** focus on growth with credit discipline to maintain asset quality metrics and bring more process automation measures by new digitalization initiatives.

Our strategies and measures have aided in sustainable growth of the Book to an AUM of Rs. 24,995 crores as of 31st March 2023 with a manpower of 1000+ employees spread across 32 branches catering to approximately 90,000 customers and a diversified portfolio of products offering customized financial solutions in Retail, Emerging Markets/ MSME and Wholesale verticals.

AUM Contribution of different segments over the years:



| Retail Segment | Emerging Segment | Wholesale Segment |
|--------------------------------------------------------------------------------------------------------------------------------------------|------------------------------------------------------------------------------------------------------------------------------------|-------------------------------------------------------------------------------------------------------------------------------------------------------|
| <ul style="list-style-type: none"> • Wide range of solutions to salaried/ self-employed MSMEs and professionals catering to | <ul style="list-style-type: none"> • Tailor-made solutions (secured smaller ticket loans meeting the growth capital | <ul style="list-style-type: none"> • Corporate Loans • Collateralized Loans (secured loans against a variety of asset classes |

personal and business requirements

- Loan against property
- Loans for purchase of commercial property
- Business loans
- Personal loans
- Housing loans
- School fee finance

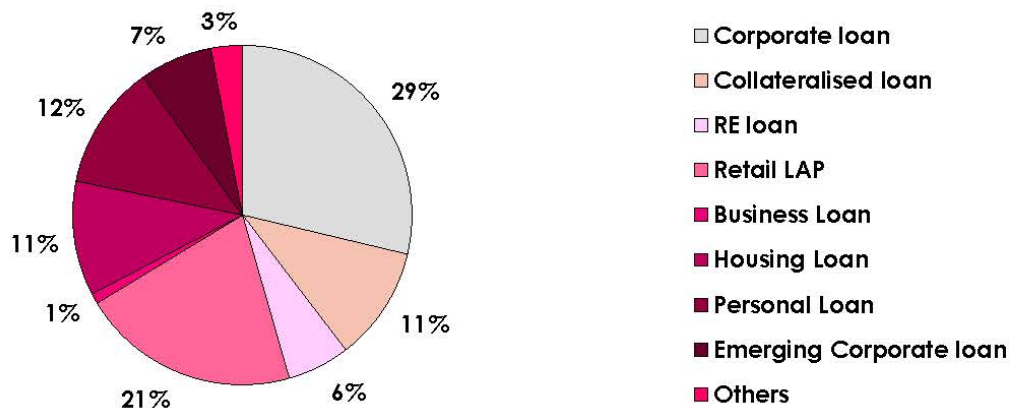
requirements of MSMEs/ Emerging Corporates)

- Lease Rental Discounting (LRD) and Loan Against Property (LAP)

with an identified cash-flow – LRDs, Hospital, School, Hotel Funding etc.)

- Real Estate Loans (predominantly inventory funding, selective Last Mile and Construction funding basis developer profile)

Diversified Loan Portfolio (basis AUM)



Segment-wise Review

Wholesale Segment

Our Wholesale business has created an identity for itself over years and is well respected by corporate India and peer lenders alike. Not only has the segment strategically evolved over the course of the last decade to overcome all hurdles posed by the macro-economic and regulatory elements, but has also clocked one of the fastest growths in the NBFC Industry on a Year-on-Year basis consistently.

The product offerings under the segment has also grown significantly and now encompasses a wide and diverse range to provide customized solutions for all financing requirements which is further aided by the "One Axis" eco-system. We continued to leverage on the "One Axis" strengths provided by the Axis Group (Bank and its varied subsidiaries with a comprehensive portfolio of product and service offerings across the financial value chain).

1. **Corporate Loans:** Our Corporate loan portfolio comprises the largest share within the wholesale segment encompassing varied tenure (from 3 months to 10 years) loan facilities to all sizes of corporates (strategic conglomerates, large and mid-sized corporates) diversified across 25+ sectors. ~82% of incremental corporate loan disbursements made in FY 2023 were in the A- & above rating category corporates.
2. **Collateralized loans:** Collateralized loans comprise secured loans against a variety of asset classes (ready commercial properties, schools, hospitals, hotels etc) with an identified cash-flow (rent, dividend, royalty, fee, dedicated business revenue). Said cashflows may exist or begin in the near future backed by a legal contract. With stabilization of COVID-19 impacts and steady recovery towards pre-pandemic era, we made additions to our



school funding portfolio and selectively started exploring hotel funding as well during the course of FY23. The portfolio continues to perform well with Nil delinquencies in FY 2023.

3. **Real Estate:** The RE portfolio largely entails inventory funding (completed and nearing completion projects comprise 90% of FY23 closing RE Book) in select Metro and Tier 1 cities resulting into a very high churning ratio. ~80% of total repayments in RE comprise accelerated repayments (prepayments). With the uptick in the sector, we are making selective and strategic additions to widen our offerings within the sector as well as expand geographic focus.

Despite the macro challenges and intense competitive landscape posed by the FY 2023, the growth consistency continued during the year wherein the Wholesale segment made disbursements to the tune of Rs. 8,697 crores (representing ~81% of the Opening AUM) due to its high churning nature. Consequently, Asset under Finance grew to **Rs. 11,774 crores**.

The Wholesale book continues to remain diversified with an exposure to 25+ sectors, wherein the secured lending segment accounted for ~91% of the total Wholesale AUF. >75% of the total Corporate Book comprised of assets in the A- and above rating category.

| | | |
|----------------------|----------------------------------------|-------------------------------------------------------------|
| 11,774 crores | 91% | 75% |
| Loan Book | Proportion of secured loan book | Proportion of Corporate loan book rated A- and above |

The Asset Quality metrics continue to remain robust given dedicated focus and efforts towards recovery of the stage 3 asset pool backed by aggressive legal strategies during the course of Fiscal Year 2023. Furthermore, multiple digitisation and automation initiatives were undertaken to strengthen process standardisation and reduce TAT, including the operationalisation of the LMS system and activation of various analytical and monitoring tools.

Emerging Corporates

The MSME sector contributes ~30% to the GDP, comprises 45% of the manufacturing output of the country and constitutes 40% of total exports. The Economic Survey 2022-23 entails the astounding and quick recovery in the MSME sector in the post COVID era reflecting the financial resilience of small businesses. The credit growth to the MSME sector has been remarkably high, over 30.5% (on average during Jan-Nov 2022) supported by the extended ECLGS of the Central Government posing its immense potential.

To explore the vast opportunity landscape in MSME lending space and also bring better granularity and stability in our book, AFL started "Emerging Corporates" business in September 2021. This segment focuses on smaller ticket loans, specifically targeted to MSMEs, especially in non-metro markets. In an effective span of 18 months, it has established a presence in 25+ cities and made a cumulative disbursement of ~₹1,900+ crore with an impeccable asset quality as demonstrated by 100% collection efficiency and Nil delinquency in its book.

The segment recorded an AUM of ₹1,700 crore as of 31st March 2023 making disbursements of Rs 1,193 crore during the Fiscal Year 2023. EM Book is 100% secured.

| | | |
|---------------------|----------------------|---------------------------|
| 1,700 crores | 1,193 crores | 100% |
| Loan Book | Disbursements | Secured asset base |



Outlook for Wholesale and Emerging Corporates

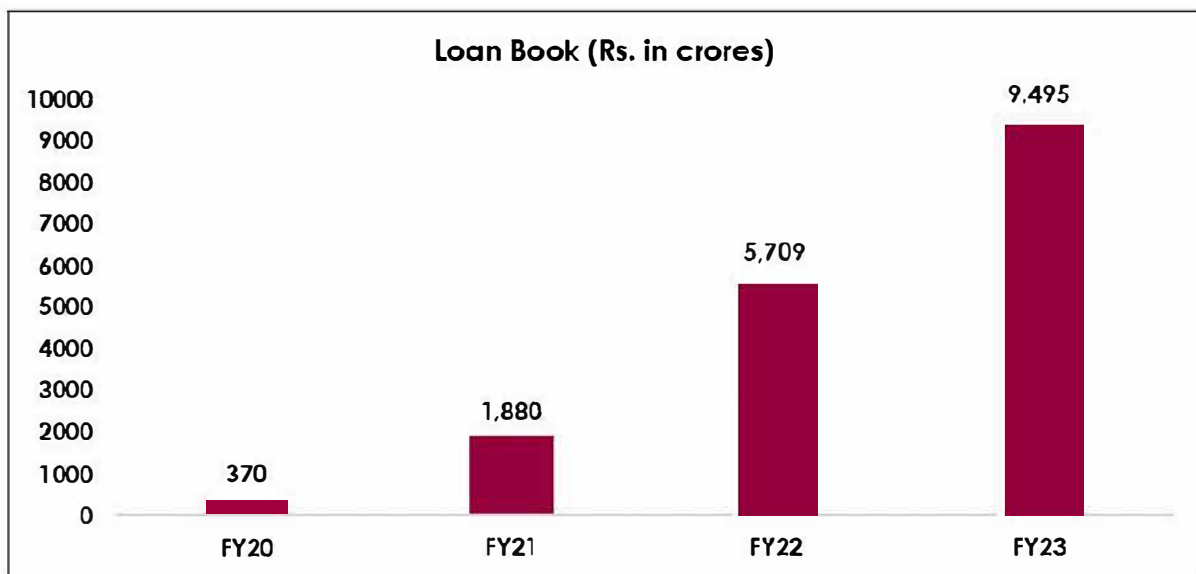
AFL will continue to strengthen its core book. Keeping in line with our ethos of granular and diverse growth, we propose to integrate our Wholesale and Emerging Corporates division to make one unified coverage team which will focus on significant scaling up of Emerging Corporates while retaining and further scaling up the competitive scaling up of our competitive edge in the existing Wholesale segment. Wholesale and Emerging corporates will collectively be referred to as the Corporate Banking Segment.

Asset Quality will continue to remain a key focus area as will Operationalization of digitization and automation measures that are already underway including addition of other advanced analytical tools.

Retail segment

Post adding retail segment to our portfolio in FY 2020, Retail book has shown staggering growth of 149% CAGR over past 4 years, more than 2x increase in customers acquired enabled by tech led processes to build scale while maintaining the best in the class asset quality.

| | | |
|---------------------|---------------------------------------|----------------------------------------------------|
| 9,495 crores | 149% | 70% |
| Loan Book | CAGR in retail loans since FY 2019-20 | Proportion of secured loan book Secured asset base |



The Company has over the last couple of years built a strong Retail franchise that continues to be one of the key driver of the overall business strategy. The Company's focused customer-centric approach, strong and differentiated product offerings, along with its wide distribution network remain the core pillars through which it continues to serve the financial needs and aspirations of its customers.

The Retail lending segment provides a bouquet of products led by Loan Against Property, Housing Loan, Personal Loan and Business Loan.

- 1. Loan against property (LAP):** LAP include loan up to Rs. 5 crores and tenure up to 20 years against longest range of properties. These loans are offered through digital processes to people with or without formal incomes at attractive interest rates. We offer balance transfer or top up facility on these loans.



2. **Home loans:** The Company offer loans up to Rs. 10 crores for purchase of apartment, residential plot, construction of new house, renovation/extension of existing house. The tenure of this loan ranges up to 30 years. Clubbing of multiple properties under housing loan is an added advantage given by the Company. Additionally, we do various income and non-income assessment for deciding the eligibility.
3. **Personal loans:** The Company offers loans through seamless digital delivery, which ranges up to Rs. 50 lacs with tenure of up to 84 months. The top up facility against these loans is also offered by the Company. No part-payment charges are applicable after 1st EMI. The Company facilitates balance transfers on outstanding personal loans and credit cards.
4. **Business loans:** These are collateral free loans with faster TAT and attractive interest rates. The loans range up to ₹50 lacs and tenure of up to 48 months which enables the businesses to meet short as well as long term financial needs.

The Company would like to share that the retail book grew approximately 2x Y-o-Y and retail mix was up from 33% Y-o-Y to 41% in FY22-23. On the disbursements front, the Retail lending segment delivered strong numbers with gross disbursements of Rs. 8,019 crores in FY 2023 representing a 98% of Y-o-Y growth. The business strategy continued to revolve around achieving higher growth in the secured lending business through its distribution channels. The Company continues to invest in digital transformation of its existing processes with a view to enhance product delivery and customer experience. With a view to enhance and deepen our relationships with the markets, the Company entered into direct assignment transactions with banks and NBFCs starting this FY 2023.

We are looking to grow through strategic alliances and partnerships. This includes alternate channels especially digital partnerships and business generation without adding to AFL manpower, tying up with NBFCs who are present in the areas where AFL is not present and diversification of risk through end use based financing like school fees, upskilling tourism, marriage and more. We have 7 active partnerships for unsecured digital lending and 4 active partnerships for secured lending. We see infinite possibilities with lower rated NBFCs where we can enter into an interest sharing model. For co-lending we intend to work with PSU banks on the 80:20 model, where we have a lower share.

We have formed a 4 member team to oversee Central Marketing function. There is an annual marketing plan in place with calendarized activity schedule. The plan includes digital collaterals, ground activities as well as brand awareness campaigns. During the year we released 400+ communications reaching 50 lakh advertisement viewers and engaging 10,000 potential customers.

Digital Transformation

All core and critical digital systems are in place now for Axis Finance and the franchise continues its focus on process improvements with a view to improve the productivity, employee performance and customer service. Our current aim is to build the system for scale to manage Rs. 10 lac customers and 3,000 concurrent users. In the next year, we will create deeper integration and build APIs for external integration. We have consistently focused on delivering high value to our customers by improving the customer experience at every stage of their journey, from on-boarding to exit.

Outlook for Retail

AFL will strengthen its retail franchise by increasing its presence in more granular towns & cities & open up branches at select locations to increase customer visibility & reach. People & systems are in place & leveraging One-Axis synergies will help scale up the size of the retail business in the upcoming financial year. The potential in the market remains huge with India



becoming the most populous country & retail credit penetration still lacking compared to more developed countries

Asset quality will be of pristine importance & the quality of the book & its features will continue to be sought after by our partner banks & financial institutions via direct assignments / securitization transactions as seen in financial year 2023.

Credit Rating

We are among the country's highest-rated NBFCs because of our strong business model, which is powered by our expertise, strength of customer-centricity, physical and digital outreach and diversified lending solutions with a robust risk management framework.

| Facility | CRISIL | India Ratings | Brickwork ratings | CARE Ratings |
|----------------------------------------------|--------------------------------------------|------------------------|------------------------|----------------------------------------|
| Non-Convertible Debenture | CRISIL AAA / Stable | IND AAA / Stable | NA | CARE AAA / Stable |
| Principal protected Market linked Debentures | NA | IND AAA / Stable | NA | CARE AAA / Stable |
| Subordinated Debt Perpetual Debt | CRISIL AAA / Stable CRISIL AAA / Stable | IND AAA / Stable NA | NA BWR AAA / Stable | CARE AAA / Stable CARE AAA / Stable |
| Long Term Bank Loan | NA | IND AAA / STABLE | NA | NA |
| Short Term Bank Loan | NA | IND A1+ | NA | NA |
| Bank Lines Long Term / Short Term | NA | NA | NA | CARE AAA / STABLE / CARE A1+ |
| Commercial paper | CRISIL A1+ | IND A1+ | NA | NA |

Financial Performance

(Rs. in crores)

| Particulars | 2022-23 | 2021-22 | %change |
|-------------------------------------------|----------------|----------------|----------|
| Interest Income | 2136.25 | 1372.23 | 55.68% |
| Other Income | 190.33 | 61.15 | 211.25% |
| Total revenue | 2326.58 | 1433.38 | 62.31% |
| Finance Cost | 1196.39 | 697.36 | 71.56% |
| Employee benefit expenses | 192.50 | 134.95 | 42.65% |
| Depreciation, amortisation and impairment | 15.57 | 10.19 | 52.77% |
| Other expenses | 83.37 | 53.97 | 54.48% |
| Total expenses | 1487.83 | 896.46 | 65.97% |
| Profit/loss before taxes and impairment | 838.75 | 536.91 | 56.22% |
| Impairment of financial instruments | 65.34 | 72.88 | -10.34% |
| Profit/loss before taxes | 773.41 | 464.03 | 66.67% |
| Tax expenses | 194.31 | 117.69 | 65.10% |
| Profit/loss for the period | 579.10 | 346.34 | 67.21% |
| Other comprehensive income | 1.38 | 0.02 | 6800.00% |
| Total comprehensive income | 580.48 | 346.36 | 67.60% |



Total revenue was up by 62.31% Y-o-Y (year-on-year) from Rs. 1,433.38 crores in fiscal year 2022 to Rs. 2,326.58 crores in fiscal year 2023. Interest income Increased by 55.68% Y-o-Y (year-on-year) from Rs. 1,372.23 crores to Rs. 2,136.25 crores. Non-Interest Income consisting of Fees and other income increased by 211.25% Y-o-Y from Rs. 61.15 crores to Rs. 190.33 crores in fiscal year 2023.

Total Expenses increased by 65.97% from Rs. 896.46 crores in fiscal year 2022 to Rs. 1,487.83 crores in fiscal year 2023. The increase is mainly due to higher business volumes PAT increased by 67.21% Y-o-Y (year-on-year) from Rs. 346.34 crores in fiscal year 2022 to Rs. 579.10 crores in fiscal year 2023.

| Interest Income | | |
|------------------------------------------------------|-----------------|-----------------|
| Particulars | 2022-23 | 2021-22 |
| Interest on Loans (at amortised cost) | 2,057.68 | 1,314.25 |
| Interest income from investments (at amortised cost) | 59.79 | 54.98 |
| Interest income from investments (FVTPL) | 16.59 | 2.02 |
| Interest on Deposit | 1.83 | 0.87 |
| Interest on Lease Deposit | 0.36 | 0.11 |
| Total | 2,136.25 | 1,372.23 |

Interest Income constitutes 91.82% of total Revenue and there is 55.68 % increase Y-o-Y (year-on-year) from Rs. 1,372.23 crores to Rs. 2,136.25 crores.

| Other Income | | |
|------------------------------------------------------------------------------------------|----------------|----------------|
| Particulars | 2022-23 | 2021-22 |
| Fees and commission Income | 43.26 | 6.25 |
| Net gain on fair value changes | 5.75 | 24.35 |
| Net gain/(loss) on DE recognition of financial instruments under amortised cost category | 141.32 | 30.55 |
| Total | 190.33 | 61.15 |

Other Income constitutes 8.18 % of Total Revenue and there is 211.25 % increase Y-o-Y (year-on-year) from Rs. 61.15 crores in fiscal year 2022 to Rs. 190.33 crores in fiscal year 2023.

| Finance Costs | | |
|----------------------------------------------|----------------|----------------|
| Particulars | 2022-23 | 2021-22 |
| Interest on borrowings | 558.98 | 177.08 |
| Interest on debt securities | 467.42 | 359.98 |
| Amortisation of discount on commercial paper | 52.36 | 86.72 |
| Interest on subordinated liabilities | 93.19 | 63.39 |
| Other Finance expense | 22.72 | 10.19 |
| Interest On Income Tax | 1.72 | 0.00 |
| Total | 1196.39 | 697.36 |

Major increase is in Finance cost by 71.56 % Y-o-Y (Year on year) from Rs. 697.36 crores to Rs. 1196.39 crores. Interest on borrowings forms major part of Finance cost. There is an increase in borrowings in current year, from Rs. 5,494.57 Crores in Fiscal year 2022 to Rs. 10,508.07 crores in Fiscal year 2023.

| Employee Benefits Expenses | | |
|-------------------------------------------|----------------|----------------|
| Particulars | 2022-23 | 2021-22 |
| Salaries and wages | 172.59 | 122.58 |
| Employee Stock Option | 9.20 | 5.97 |
| Contribution to provident and other funds | 5.36 | 4.41 |



| | | |
|------------------------|---------------|---------------|
| Gratuity expenses | 3.17 | 0.99 |
| Staff welfare expenses | 2.18 | 1.01 |
| Total | 192.50 | 134.95 |

Employee benefit expense accounts for 12.94% of Total Expenses, Employee benefit Expenses has been increased by 42.65% Y-o-Y (Year on year) from Rs. 134.95 crores to Rs. 192.50 crores in Fiscal year 2023 this is mainly due to increase in employee strength, increase in average salary, increase in Ex Gratia provision and Staff Welfare Expenses.

| Depreciation/Amortisation and Other Expenses | | |
|-----------------------------------------------------|----------------|----------------|
| Particulars | 2022-23 | 2021-22 |
| Depreciation, amortisation and impairment | 15.57 | 10.19 |
| Other expenses | 83.37 | 53.97 |

Depreciation, amortisation and impairment

There is increase in Depreciation, amortisation and impairment expenses by 52.77% compared to last year majorly due to addition in plant property and equipment and reduction by 94% Intangible assets under development.

Other expenses

Other Expenses comprises mainly Professional fees, Rents Rates and Taxes, IT support Business promotion and Subscription charges Other Expenses increased by 54.48 % Y-o-Y (Year on year) from Rs. 53.97 Crores to Rs. 83.37 Crores in Fiscal year 2023 mainly on account of higher business volume, increase in Collection agency payout expenses and investment in information technology.

Profit Before Tax

There is 66.67% increase in PBT from Rs. 464.03 Crores in Fiscal year 2022 to Rs. 773.41 crores in Fiscal year 2023.

Profit after Tax

Profit After Tax has been increased by 67.21% (Y-O-Y) (Year on year) from Rs. 346.34 crores in Fiscal year 2022 to Rs. 579.10 Crores in Fiscal year 2023. The Increase is due to increase in total revenue offset by increase in total expense.

| Key Ratios | | |
|-------------------------------------------------|----------------|----------------|
| Particulars | 2022-23 | 2021-22 |
| ROA | 2.80% | 2.60% |
| ROE | 21.10% | 20.9% |
| GNPA | 0.60% | 1.23% |
| NNPA | 0.26% | 0.42% |
| Net interest income to average loans receivable | 4.67% | 5.50% |
| Total operating expenses to net interest income | 25.79% | 27.05% |
| Capital to risk-weighted assets ratio (CRAR) | 20.10% | 19.18% |
| Provisioning coverage ratio (PCR) | 57.20% | 65.90% |

Capital Management

The Company continues its endeavour for greater capital efficiency and shoring up its capital adequacy. During the year ended 31 March, 2023, the Company raised Additional Tier I bonds amounting to Rs. 225 crores. The Company has only one class of equity shares having par value of Rs. 10 per share. Each holder of equity shares is entitled to one vote per share. During the year company has issued 5,23,01,386 Shares to existing shareholders on rights issue in three tranches at a premium ranging between Rs. 65 to Rs. 70.

The Company's overall capital adequacy ratio (CAR) under RBI NBFC Master Direction stood at 20.10% at the end of the year, well above the benchmark requirement of 15% stipulated by



Reserve Bank of India (RBI) NBFC Master Directions. Of this, Tier I (CAR) was 14.79% (against minimum regulatory requirement of 10%) and Tier II CAR was 5.31 %.

(Rs. in crores)

| Capital to Risk-Asset Ratio (CRAR) | | |
|---------------------------------------------------------------------|-----------------------------------------|-----------------------------------------|
| Particulars | As at 31st March 2023 | As at 31st March 2022 |
| CRAR- Tier I Capital | 3,290.03 | 2,279.05. |
| CRAR- Tier II Capital | 1,181.61 | 835.14 |
| Total Capital | 4,471.64 | 3,114.18 |
| CRAR (%) | 20.10% | 19.18% |
| CRAR- Tier I Capital (%) | 14.79% | 14.03% |
| CRAR- Tier II Capital (%) | 5.31% | 5.15% |
| Amount of subordinated debt raised as Tier-II Capital | 300 | 175 |
| Percentage of the amount of PDI of the amount of its Tier I Capital | 12.57% | 8.75% |
| Amount raised by issue of Perpetual Debt Instruments | 225 | 200 |

SWOT Analysis

| Strength | Weaknesses | Opportunities | Threats |
|------------------------------------------------------------------------------------------------------------------------------------------------------------------------------------------|------------------------------------------------------------------------------------------------------------------------------------|------------------------------------------------------------------------------------------------------------------------------------------------------------------------------------------------------------------------------------------------------------------------------------------------------------------|---------------------------------------------------------------------------------------------------------------------------------------------------------------------------------|
| <p>Strong parentage Access to extensive industry expertise, and strong brand recall through Axis bank and one Axis ecosystem.</p> | <p>Retail product offering is currently limited to 4-5 products in comparison to the competition landscape.</p> | <p>New geographies – RUSU (Rural and semi-urban) Axis Finance has showed continued success in entering new business segments and delivering success while harnessing digital capabilities. It has opportunities to build in existing segments and enter new geographies in the RUSU markets.</p> | <p>High competition Heightened competition intensity across the business segments, hardening yields with its impact on cost of funds may dilute AFL positioning.</p> |
| <p>Diversified portfolio The retail portfolio has exhibited strong growth and now constitutes 46% of the portfolio with wholesale at 46% and emerging markets at 8%.</p> | <p>Dependency on channel partners for business originations in comparison to the strong internal customer base of competition.</p> | <p>Digital eco-system Axis finance with its formidable digital capabilities can leverage the lending opportunities provided by ONDC (Open network digital commerce), Digital lending in education, travel, healthcare etc.</p> | |

Risk management

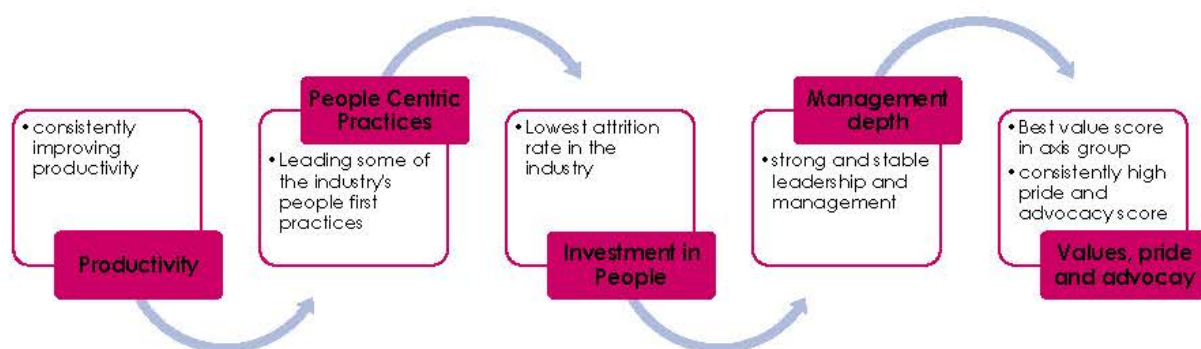
AFL has comprehensive risk management framework and processes in place to prudently manage different risks to ensure resilience and sustainable growth. This framework incorporates a Risk Appetite Statement approved by the Board's Risk Management Committee that covers both Financial and non-Financial risk guardrails. AFL has also established exposure concentration limits in various KPIs like product type, geography, unsecured, capital market etc. that are reviewed periodically as a part of Product-level Risk Guardrails.



| Risks | Mitigation measures |
|-----------------------------|-------------------------------------------------------------------------------------------------------------------------------------------------------------------------------------------------------------------------------------------------------------------------------------------------------------------------------------------------------------------------------------------------------------------------------------------------------------------------------------------------------------------|
| Credit risks | <ul style="list-style-type: none"> • Policies and operating guidelines in place for all loan products • In-depth due diligence of loan proposals • Centralised committee-based credit decisioning for Corporate business and clearly defined delegation/deviation matrix for Retail business • Early Warning Systems (EWS) for proactive corporate loan and Retail Portfolio Monitoring • Forward looking ECL estimates • Portfolio Stress Testing |
| Liquidity risks | <ul style="list-style-type: none"> • Well diversified funding mix of market and bank borrowings • As a policy, the Company maintains unutilised bank lines as a liquidity backstop and maintains Liquidity Coverage Ratio (LCR) well above the regulatory norm • Prudent ALM management: Liquidity gaps are monitored by the ALCO and RMC • Automated ALM system for liquidity risk management • Liquidity stress testing and contingency funding plan testing |
| Market risk management | <ul style="list-style-type: none"> • Interest rate risk managed by way of Earnings at Risk (EAR) Limits across time buckets • Market risk in trading book managed by way of stop-loss and PV01 limits |
| Operational Risk Management | <ul style="list-style-type: none"> • Operational Risk Assessment to strengthen internal controls • Third party risk management through monitoring and internal controls. |
| Cyber and Infosec Risks | <ul style="list-style-type: none"> • Infosec Monitoring • DLP and Endpoint security controls • Cybersecurity and Infosec awareness programs |

Human Resources

Human Capital



Employees are the backbone of our 10 years of excellence! We want AFL to be a great place to work for and be the employer of choice in the Financial Services Segment. Our employees are our biggest assets and recognize the importance of our employees' contributions in making our business a success. In order to empower our employees to achieve organisational objective and have a fulfilling job, we offer a healthy workplace, competitive rewards, development opportunities and empathetic leadership as we strive to maintain a meritocratic and rewarding work culture. In a testimony to our work culture 12 initial employees who joined us in 2013 are still with us.



| | | | |
|---------------------------------|---------------------------------|------------------------------------------|----------------------------|
| 1,081 | 792 | 134 | 155 |
| Employees | Retail section employees | Wholesale and emerging section employees | Support function employees |
| 29.8% | 409 | 67% | |
| Attrition down 54% over 3 years | New employees hired in the year | CAGR of headcount in last 3 years | |

Fostering a high-performance culture

At AFL, we have cultivated a high-performance culture by developing a formal mid-term and annual performance review process. Monthly dashboards help employees to keep track of their progress and improve their performance. This year 197 employees are promoted to the next grade and will be taking up additional responsibilities as the organisation grows and expands its geographical reach.

AFL believes in fostering internal and providing opportunities to internal talent before exploring external candidates. Employees are given opportunities to move across departments through the IJP process and by mean of demonstrated potential to take additional responsibilities. For roles, where the internal talent is unavailable, AFL recruits high quality talent from the industry.

Inducting Talent and Imbibing Values Culture

Every new joiner at AFL, undergoes a structured induction program. AFL has a Buddy program to help new joiners settle in the organisation. AFL promotes a values and ethics culture. It reinforces the values through various processes and rewards employees for demonstrating values behaviour through its R&R processes. Values forms a critical part of induction for every new joiner at AFL. AFL has zero tolerance to violation of Ethics and Code of Conduct.

Health, Safety and Well Being

AFL continues with its enhanced health and wellbeing policies initiated during the pandemic. AFL covers its employees under comprehensive health and life cover. A benevolent fund has been created over and above life insurance cover to support dependents, in case of any unfortunate demise.

During the year, zero incidents reported on safety front. Periodic fire safety drills were conducted for educating employees and ensuring preparedness for emergency situations.

AFL encourages employees to have a good work life balance and provides safe-work environment. AFL discourages late-sitting at work in all forms and encourages employees to make an optimal use of their work hours. Open-door policy at work, townhall meetings and periodic leadership connects help maintain transparency across all levels. Mechanisms are in place to handle grievances, with an effective escalation matrix. An employee can directly reach-out to the MD through mechanisms provided, with a commitment to revert for resolution within 24 hours.

Competitive compensation and employee benefits

At AFL, we attract and retain talent by providing them competitive compensation packages and various other employee benefits. We have developed a flexible compensation structure to provide flexibility to employees choose their benefits based on individual needs. AFL has aligned its compensation structure for KMP's and Senior Management as per RBI guidelines and regulations.



AFL benchmarks its compensation with the industry on periodic basis to ensure alignment of compensation and benefits to market.

In addition, AFL promotes Home for All and Vehicle for All for its employees. Employees can avail home loans at subsidized rates under the staff loan policy. Employee can also avail a two-wheeler loan or opt for company owned car based on their grade and eligibility.

208

Active Staff Loans

Rs. 70.70 crores

Loan amount to staff

Recognising top performers

Employees at AFL are rewarded and recognised for their performance, outstanding contribution, teamwork, and for demonstrating values at behaviour. The Company recognises top performers on a monthly and quarterly basis, with various awards including Performance, Service Excellence and Team awards. The recognition is not limited to employee and extended to family for their support and commitment. This year AFL celebrated its 10th Anniversary, and recognised the first 12 employees of AFL and their families for their contribution, support and commitment to building AFL.

Succession Planning and Talent Pipeline

AFL conduct succession reviews with the board on annual basis and ensures pipeline for key and critical roles to ensure business continuity. Successors and critical talent are given opportunities to take up higher responsibilities. They are also given opportunities to interact with senior management and board of directors.

Learning and Development

Learning and development of employees is of paramount importance to AFL. We conduct various trainings and upskilling programs for our employees. The highlights of the year were launches of new Classroom learning programs such as; Saksham: The Learning Journey for Sales, Sampark: Contact Centre Training, Credit Training, Collection Training, Knowledge Nuggets, Communication Skills and Business Etiquettes, Making Difficult conversations easy, Orientation to HR Policies and Log your Learnings to name a few.

48,204

Total learning hours

46.47

Average learning hours per employee

20

External trainings for industry courses

54 employees, 755 hours

External training

100%

Axis competency profiler test

Employee Engagement and Fun at Work

AFL has employee hobby clubs that help employees connect on their hobbies and interests beyond work like trekking, painting etc. AFL also celebrates regional festivals with employees across different regions.

Imbibing Axis Values

The Axis Group conducts Value Voices Survey on biannual basis. This bi-annual engagement survey "Values Voices", measures the organization's sentiment on the values framework. It also is a measure of how we as an organisation are faring on the Values scorecard.

We have consistently shown an upward trend in all our value parameters in the FY 2022-23.



We are slowly moving forward on our journey

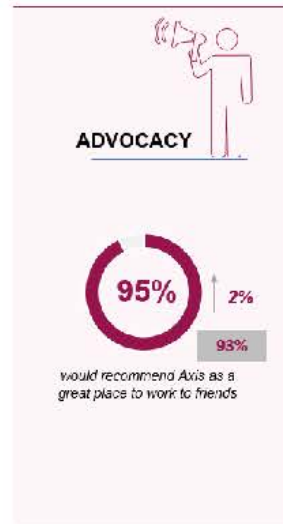
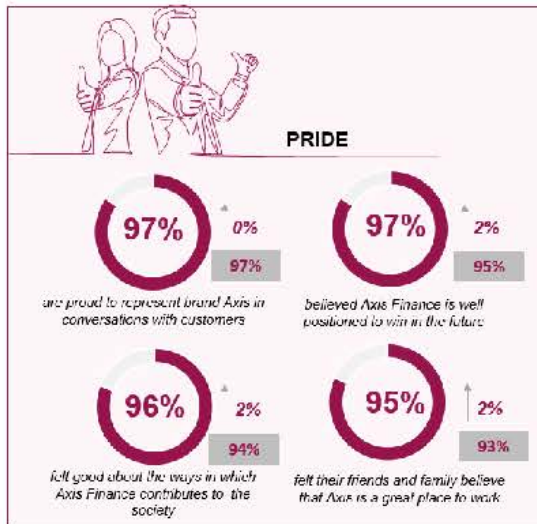


Some of Us,
Some of the Time

Scores mentioned are Top 2 box scores (All of Us, All the time) - 4 and 5; For Ethics - 1 is Top Box score (Strongly Agree - 5)

All of Us,
All of the Time

Pride and Advocacy Scores – November 2022



Pride and Advocacy scores have improved since April 2022.

Vision 2026 – To be the “Efficient Employer”

03 Employee

| Value | Nov '22 | Apr '22 | Nov '21 | Apr '21 |
|---------------------|---------|---------|---------|---------|
| Ownership | 92% | 90% | 88% | 88% |
| Customer Centricity | 91% | 89% | 87% | 84% |
| Transparency | 90% | 87% | 84% | 82% |
| Teamwork | 87% | 84% | 78% | 76% |
| Ethics | 83% | 78% | 76% | 73% |

Bi-annual survey



Internal Control Systems and their Adequacy

Axis Finance Limited (AFL) has robust internal controls system in place, driven through various procedures and policies which are reviewed and tested periodically, across all processes, units and functions. Our risk and credit teams have the eye on the market; have inbuilt processes to identify the existing and probable risks and to mitigate the identified risks. Senior management also monitor the mitigating measures. The Company has various committees including Risk Management Committee and the Asset and Liability Committee, with participation from various functions, which are designed to review and oversee critical aspects of the Company's operations.

AFL has a dedicated control functions for testing design and efficiency of ICOFR on regular basis and timely remediation of control deficiencies identified, if any. Further, the Company monitors Information and Technology General Controls (ITGC) on a periodic basis. The Company has implemented required controls through systems and processes ensuring a robust control framework.

In line with the RBI's guidelines on Risk Based Internal Audit (RBIA), AFL has implemented a Risk Based Internal Audit policy. The Risk Based Internal Audit policy has been designed after factoring Regulatory guidelines and Axis Groups Internal Procedures. The policy has a well-defined architecture for conducting Risk Based Internal Audit across all functions.

The Internal Audit department and Compliance function review the business unit's adherence to internal processes and procedures as well as to regulatory and legal requirements providing timely feedback to Management for corrective action, including minimising the design risk, if any.

The Audit Committee of the Board also reviews the performance of the audit and compliance functions and reviews the effectiveness of controls and compliance with regulatory guidelines.

Cautionary statements

Certain statements in this report describing the Company's objectives, projections, estimates, expectations or predictions may be forward looking statements within the meaning of applicable securities, laws and regulations. Although the expectations are based on reasonable assumptions, the actual results could materially differ from those expressed or implied.



Singhi & Co.
Chartered Accountants
B2 402B, Marathon Innova, 4th Floor
Off Ganpatrao Kadam Marg,
Lower Parel,
Mumbai – 400013, India

B. K. Khare & Co.
Chartered Accountants
706-708, Sharda Chambers
New Marine Lines,
Mumbai – 400 020, India

Independent Auditors' Report

To
The Members of
Axis Finance Limited

Report on the audit of the Ind AS Financial Statements

Opinion


1. We have audited the accompanying Ind AS Financial Statements ("Financial Statements") of Axis Finance Limited (hereinafter referred as "the Company"), which comprise the Balance sheet as at March 31, 2023, the Statement of Profit and Loss (including Other Comprehensive Income), Statement of Changes in Equity and the Statement of Cash Flows for the year then ended, and notes to the Financial Statements, including a summary of significant accounting policies and other explanatory information.
2. In our opinion and to the best of our information and according to the explanations given to us, the aforesaid Financial Statements give the information required by the Companies Act, 2013, as amended ("Act") in the manner so required and give a true and fair view in conformity with the Indian Accounting Standards prescribed under Section 133 of the Act read with the Companies (Indian Accounting Standards) Rules, 2015 as amended ("Ind AS") and other accounting principles generally accepted in India, of the state of affairs of the Company as at March 31, 2023, its profit including other comprehensive income, changes in equity and its cash flows for the year ended on that date.

Basis for Opinion

3. We conducted our audit of the Financial Statements in accordance with the Standards on Auditing ("SAs"), as specified under section 143(10) of the Act. Our responsibilities under those SAs are further described in the "Auditors' Responsibilities for the Audit of the Financial Statements" section of our report. We are independent of the Company in accordance with the Code of Ethics issued by the Institute of Chartered Accountants of India ("ICAI") together with the ethical requirements that are relevant to our audit of the Financial Statements under the provisions of the Act, and the rules thereunder, and we have fulfilled our other ethical responsibilities in accordance with these requirements and the Code of Ethics. We believe that the audit evidence obtained by us is sufficient and appropriate to provide a basis for our opinion on the Financial Statements.



Key Audit Matters

4. Key audit matters are those matters that, in our professional judgment, were of most significance in our audit of the Financial Statements of the financial year ended March 31, 2023. These matters were addressed in the context of our audit of the Financial Statements as a whole, and in forming our opinion thereon, and we do not provide a separate opinion on these matters. For each matter below, our description of how our audit addressed the matter is provided in that context.




We have determined the matters described below to be the key audit matters to be communicated in our report. We have fulfilled the responsibilities described in the Auditors' responsibilities for the audit of the Financial Statements section of our report, including in relation to these matters. Accordingly, our audit included the performance of procedures designed to respond to our assessment of the risks of material misstatement of the Financial Statements. The results of our audit procedures, including the procedures performed to address the matters below, provide the basis for our audit opinion on the accompanying Financial Statements.

| Sr. No | Key Audit Matter | How the Key Audit Matter was addressed in our audit |
|--------|-------------------------------------------------------------------------------------------------------------------------------------------------------------------------------------------------------------------------------------------------------------------------------------------------------------------------------------------------------------------------------------------------------------------------------------------------------------------------------------------------------------------------------------------------------------------------------------------------------------------------------------------------------------------------------------------------------------------------------------------------------------------------------------------------------------------------------------------------------------------------------------------------------------------------------------------------------------------------------------------------------------------------------------------------------------------------------------------------------------------------------------------------------------------------------------------------------------------------------------------------------------------------------------------------------------------------------------------------------------------------------------------------------------------------------------------------------------------------------------------------------------------------------------------------------------|---------------------------------------------------------------------------------------------------------------------------------------------------------------------------------------------------------------------------------------------------------------------------------------------------------------------------------------------------------------------------------------------------------------------------------------------------------------------------------------------------------------------------------------------------------------------------------------------------------------------------------------------------------------------------------------------------------------------------------------------------------------------------------------------------------------------------------------------------------------------------------------------------------------------------------------------------------------------------------------------------------------------------------------------------------------------------------------------------------------------------------------------------------------------------------------------------------------------------------------------------------------------------------------------------------------------------------------------------------------------------------------------------------------------------------------------------------------------|
| 1 | Expected Credit Loss (ECL) on Loans and Advances and Investments | |
| | <p>Ind AS 109: Financial Instruments ("Ind AS 109") requires the Company to provide for impairment of its Loan & Advances and Investments ("Financial Instruments") using the Expected Credit Losses ("ECL") approach. ECL involves an estimation of probability-weighted loss on Financial Instruments over their life, considering reasonable and supportable information about past events, current conditions, and forecasts of future economic conditions which could impact the credit quality of the Company's loans and advances and Investments.</p> <p>In the process, a significant degree of judgement has been applied by the management for:</p> <p>a) Defining qualitative/ quantitative thresholds for 'significant increase in credit risk' ("SICR") and 'default' categorically for corporate portfolio, wherein Company's credit risk function also segregates loans with specific risk characteristics based on trigger events identified using sufficient and credible information available from internal sources supplemented by external data. Impairment allowance for these exposures are reviewed and accounted on a case by case basis.</p> <p>b) Determining effect of less frequent past events on future probability of default</p> <p>c) Grouping of borrowers based on homogeneity by using appropriate statistical techniques</p> <p>d) Determining macro-economic factors impacting credit quality of receivables</p> <p>e) Data inputs - The application of ECL model requires inputs from several data sources</p> | <p>Our Audit Approach: Our audit approach was a combination of test of internal controls and substantive procedures which included the following:</p> <p>a) Evaluating the Company's policies, as approved by the Board of Directors, for impairment of Financial Instruments and assessing compliance with the policies in terms of Ind AS 109: Financial Instruments.</p> <p>b) Obtained an understanding of the modelling techniques / model adopted by the Company including the key inputs and assumptions including management overlays</p> <p>c) Evaluated the reasonableness of the management estimates by analysing the underlying assumptions and testing of controls around data extraction / validation.</p> <p>d) Assessed the criteria for staging of loans based on their past-due status to check compliance with requirement of Ind AS 109. Tested samples of performing (stage 1) loans to assess whether any SICR or loss indicators were present requiring them to be classified under stage 2 or 3.</p> <p>e) Assessed the additional considerations applied by the management to conclude that there is "Significant increase in credit risk" or that event of "Default" has occurred.</p> <p>f) Tested the ECL model, including assumptions, underlying computation and computation of ECL provision performed by the Company on sample basis to assess the arithmetical accuracy and compliance with requirements of Ind – AS 109.</p> |



| Sr. No | Key Audit Matter | How the Key Audit Matter was addressed in our audit |
|--------|-----------------------------------------------------------------------------------------------------------------------------------------------------------------------------------------------------------------------------------------------------------------------------------------------------------------------------------------------------------------------------------------------------------------------------------------------------------------------------------------------------------------------|---------------------------------------------------------------------------------------------------------------------------------------------------------------------------------------------------------------------------------------------------------------------------------------------------------------------------------------------------------------------------------------------------------------------------------------------------------------------------------------------------------------------------------------------------------------------------------------------------------------------------------------------------------------------------------------------------------------------------------------------------------------------------------------------------------------------------------------------------------------------------------------------------------------------------------------------------------------------------------------------------------------------------------------------------------------------------------------------------------------------------------------------------------------------------------------------------------------------------------------------------------------------------------------------------------------------------------------------------------------------------------------------------------------|
| | | <p>g) We also made management enquiries with respect to the overlay quantum.</p> <p>h) Discussed with the management, the approach, interpretation, systems and controls implemented in relation to probability of default and stage-wise bifurcation of product-wise portfolios for timely ascertainment of stress and early warning signals.</p> <p>i) Read and assessed the disclosures included in the Ind AS financial statements in respect of expected credit losses with the requirements of Ind AS 107 Financial Instruments: Disclosure ("Ind AS 107") and Ind AS 109</p> |
| 2 | Information Technology (IT) Systems and Controls | |
| | <p>The Company's key financial accounting and reporting processes are highly dependent on the automated controls over the Company's information systems, such that there exists a risk that gaps in the IT general control environment could result in a misstatement of the financial accounting and reporting records. Accordingly, we have considered user access management, segregation of duties and controls over system change over key financial accounting and reporting systems, as a key audit matter</p> | <p>Our Audit Approach: With the assistance of our IT specialists, we obtained an understanding of the Company's IT applications, databases and operating systems relevant to financial reporting and the control environment.</p> <p>Our audit approach was a combination of test of internal controls and substantive procedures on the areas of the IT infrastructure, which majorly focused access security (including controls over privileged access), program change controls, database management and network operations. In particular, our activity included the following:</p> <p>General IT controls design, observation and operation:</p> <ul style="list-style-type: none"> ➤ Understood the changes made in the IT environment during the year and ascertained its effect on the financial statements controls and accounts. ➤ Tested key controls operating over the information technology in relation to financial accounting and reporting systems, including system access and system change management, program development and computer operations. <p>User access controls operation:</p> <ul style="list-style-type: none"> ➤ Obtained management's evaluation of the access rights granted to applications relevant to financial accounting and reporting systems and tested resolution of a sample of expectations. |




| Sr. No | Key Audit Matter | How the Key Audit Matter was addressed in our audit |
|--------|------------------|--------------------------------------------------------------------------------------------------------------------------------------------------------------------------------------------------------------------------------------------------------------------------------------------------------------------------------------------------------------------------------------------------------------------------------------------------------------------------------------------------------------------------------------------------------------------------------------------------------------------------------------------------------------------------------------------------------------------------------------------------------------------|
| | | <ul style="list-style-type: none"> ➤ Further, we assessed the operating effectiveness of controls over granting, removal and appropriateness of access rights. Application controls: ➤ We tested the design and operating effectiveness of automated controls critical to financial accounting and reporting. ➤ For any identified deficiencies, tested the design and operating effectiveness of compensating controls and, where necessary, extended the scope of our substantive audit procedures ➤ Our tests also included testing of the compensating controls or alternate procedures to assess whether there were any unaddressed IT risks that would materially impact the Financial Statements. |

Information Other than the Financial Statements and Auditors' Report thereon

5. The Company's Board of Directors is responsible for the other information. The other information comprises the information included in the Company's Annual Report but does not include the Financial Statements and our auditors' report thereon.
6. Our opinion on the Financial Statements does not cover the other information and we do not express any form of assurance conclusion thereon.
7. In connection with our audit of the Financial Statements, our responsibility is to read the other information and, in doing so, consider whether the other information is materially inconsistent with the Financial Statements or our knowledge obtained in the audit or otherwise appears to be materially misstated. If, based on the work we have performed, we conclude that there is a material misstatement of this other information, we are required to report that fact. We have nothing to report in this regard.

Management's Responsibility for the Financial Statements

8. The Company's Board of Directors is responsible for the matters stated in section 134(5) of the Act, with respect to the preparation of these Financial Statements that give a true and fair view of the financial position, financial performance including other comprehensive income, changes in equity and cash flows of the Company in accordance with the accounting principles generally accepted in India, including the Indian Accounting Standards (Ind AS) specified under section 133 of the Act read with the Companies (Indian Accounting Standards) Rules, 2015, as amended. This responsibility also includes maintenance of adequate accounting records in accordance with the provisions of the Act for safeguarding of the assets of the Company and for preventing and detecting frauds and other irregularities; selection and application of appropriate accounting policies; making judgments and estimates that are reasonable and prudent; and design, implementation and maintenance of adequate internal financial controls, that were operating effectively for ensuring the accuracy and completeness of the accounting records, relevant to the



preparation and presentation of the Financial Statements that give a true and fair view and are free from material misstatement, whether due to fraud or error.

9. In preparing the Financial Statements, management is responsible for assessing the Company's ability to continue as a going concern, disclosing, as applicable, matters related to going concern and using the going concern basis of accounting unless the management either intends to liquidate the Company or to cease operations, or has no realistic alternative but to do so.
10. The Board of Directors are also responsible for overseeing the Company's financial reporting process.

Auditors' Responsibilities for the Audit of the Financial Statements

11. Our objectives are to obtain reasonable assurance about whether the Financial Statements as a whole are free from material misstatement, whether due to fraud or error, and to issue an auditors' report that includes our opinion. Reasonable assurance is a high level of assurance but is not a guarantee that an audit conducted in accordance with SAs will always detect a material misstatement when it exists. Misstatements can arise from fraud or error and are considered material if, individually or in the aggregate, they could reasonably be expected to influence the economic decisions of users taken on the basis of these Financial Statements.
12. As part of an audit in accordance with SAs, we exercise professional judgment and maintain professional scepticism throughout the audit. We also:
 - 12.1 Identify and assess the risks of material misstatement of the Financial Statements, whether due to fraud or error, design and perform audit procedures responsive to those risks, and obtain audit evidence that is sufficient and appropriate to provide a basis for our opinion. The risk of not detecting a material misstatement resulting from fraud is higher than for one resulting from error, as fraud may involve collusion, forgery, intentional omissions, misrepresentations, or the override of internal control.
 - 12.2 Obtain an understanding of internal control relevant to the audit in order to design audit procedures that are appropriate in the circumstances. Under section 143(3)(i) the Act, we are also responsible for expressing our opinion on whether the Company has adequate internal financial controls in place and the operating effectiveness of such controls.
 - 12.3 Evaluate the appropriateness of accounting policies used and the reasonableness of accounting estimates and related disclosures made by the management.
 - 12.4 Conclude on the appropriateness of the management's use of the going concern basis of accounting and, based on the audit evidence obtained, whether a material uncertainty exists related to events or conditions that may cast significant doubt on the Company's ability to continue as a going concern. If we conclude that a material uncertainty exists, we are required to draw attention in our auditors' report to the related disclosures in the Financial Statements or, if such disclosures are inadequate, to modify our opinion. Our conclusions are based on the audit evidence obtained up to the date of our auditors' report. However, future events or conditions may cause the Company to cease to continue as a going concern.
 - 12.5 Evaluate the overall presentation, structure and content of the Financial Statements, including the disclosures, and whether the Financial Statements represent the underlying transactions and events in a manner that achieves fair presentation.



Materiality is the magnitude of misstatements in the Financial Statements that, individually or in aggregate, makes it probable that the economic decisions of a reasonably knowledgeable user of the Financial Statements may be influenced. We consider quantitative materiality and qualitative factors in (i) planning the scope of our audit work and in evaluating the results of our work; and (ii) to evaluate the effect of any identified misstatements in the Financial Statements.

13. We communicate with those charged with governance regarding, among other matters, the planned scope and timing of the audit and significant audit findings, including any significant deficiencies in internal control that we identify during our audit.
14. We also provide those charged with governance with a statement that we have complied with relevant ethical requirements regarding independence, and to communicate with them all relationships and other matters that may reasonably be thought to bear on our independence, and where applicable, related safeguards.
15. From the matters communicated with those charged with governance, we determine those matters that were of most significance in the audit of the Financial Statements for the financial year ended March 31, 2023 and are therefore the key audit matters. We describe these matters in our auditors' report unless law or regulation precludes public disclosure about the matter or when, in extremely rare circumstances, we determine that a matter should not be communicated in our report because the adverse consequences of doing so would reasonably be expected to outweigh the public interest benefits of such communication.

Other Matter


16. The Financial Statements includes comparative financial information of the Company for the year ended March 31, 2022 which were audited by Singhi & Co., one of the Joint Auditors, where they have expressed an unmodified opinion vide report dated April 14, 2022. Accordingly, we, do not express any opinion, as the case may be, on the figures reported in the statements for the year ended March 31, 2022.
Our opinion is not modified in respect of this matter.

Report on Other Legal and Regulatory Requirements

17. As required by the Companies (Auditor's Report) Order, 2020 ("the Order"), issued by the Central Government of India in terms of sub-section (11) of Section 143 of the Act and on the basis of such checks of the books and records of the Company as we considered appropriate and according to the information and explanations given to us, we give in the "**Annexure A**", a statement on the matters specified in paragraphs 3 and 4 of the Order, to the extent applicable.
18. As required by Section 143(3) of the Act, we report that:
 - 18.1 We have sought and obtained all the information and explanations which to the best of our knowledge and belief were necessary for the purposes of our audit.
 - 18.2 In our opinion, proper books of account as required by law have been kept by the Company so far as it appears from our examination of those books.
 - 18.3 The Balance Sheet, the Statement of Profit and Loss including Other Comprehensive Income, the Statement of Changes in Equity and the Statement of Cash Flow dealt with by this Report are in agreement with the books of account.



- 18.4 In our opinion, the aforesaid Financial Statements comply with the Ind AS specified under Section 133 of the Act, read with Companies (Indian Accounting Standards) Rules, 2015, as amended.
- 18.5 On the basis of the written representations received from the directors as on March 31, 2023 taken on record by the Board of Directors in the meeting dated April 13, 2023, none of the directors is disqualified as on March 31, 2023 from being appointed as a director in terms of Section 164(2) of the Act.
- 18.6 With respect to the adequacy of the internal financial controls with reference to these Financial Statements of the Company and the operating effectiveness of such controls, refer to our separate Report in "Annexure B".
- 18.7 In our opinion, the managerial remuneration for the year ended March 31, 2023 has been paid / provided by the Company to its directors in accordance with the provisions of Section 197 read with Schedule V to the Act.
19. With respect to the other matters to be included in the Auditors' Report in accordance with Rule 11 of the Companies (Audit and Auditors) Rules, 2014, as amended in our opinion and to the best of our information and according to the explanations given to us, we report as under:
- 19.1 The Company has disclosed the impact of pending litigations as at March 31, 2023 on its financial position in its Ind AS Financial Statements – Refer Note 34 to the Financial Statements;
- 19.2 The Company did not have any long-term contracts including derivative contracts for which there were any material foreseeable losses;
- 19.3 There were no amounts which were required to be transferred to the Investor Education and Protection Fund by the Company.
- 19.4
- (a) The management has represented to us that, to the best of its knowledge and belief, no funds have been advanced or loaned or invested (either from borrowed funds or share premium or any other sources or kind of funds) by the Company to or in any other person(s) or entity(ies), including foreign entities ("Intermediaries"), with the understanding, whether recorded in writing or otherwise, that the Intermediary shall, whether, directly or indirectly lend to or invest in other persons or entities identified in any manner whatsoever by or on behalf of the Company ("Ultimate Beneficiaries") or provide any guarantee, security or the like on behalf of the Ultimate Beneficiaries.
- (b) The management has represented that, to the best of its knowledge and belief, no funds have been received by the Company from any person(s) or entity(ies), including foreign entities ("Funding Parties"), with the understanding, whether recorded in writing or otherwise, that the Company shall, whether, directly or indirectly, lend or invest in other persons or entities identified in any manner whatsoever by or on behalf of the Funding Party ("Ultimate Beneficiaries") or provide any guarantee, security or the like on behalf of the Ultimate Beneficiaries; and
- (c) Based on such audit procedures that we considered reasonable and appropriate in the circumstances, nothing has come to our notice that has caused us to believe that the representations under sub-clause (a) and (b) contain any material misstatement



Singhi & Co.
Chartered Accountants

B. K. Khare & Co.
Chartered Accountants

- 19.5 The Board of Directors of the Company have not proposed any dividend for the year which is subject to the approval of the members at the ensuing Annual General Meeting.
- 19.6 As proviso to Rule 3(1) of the Companies (Accounts) Rules, 2014 relating to audit trail feature of the Company's accounting software is applicable to the Company only with effect from financial year beginning April 1, 2023, the reporting under Clause (g) of Rule 11 of the Companies (Audit and Auditors) Rules, 2014 is not applicable for the current year.

For Singhi & Co.
Chartered Accountants
Firm Registration No. 302049E




Shweta Singhal
Partner
Membership No. 414420
UDIN: 23414420BGVLGT1209
Place: Mumbai
Date: April 13, 2023



For B. K. Khare & Co.
Chartered Accountants
Firm Registration No. 105102W




Aniruddha Joshi
Partner
Membership No: 040852
UDIN: 23040852BGUQZG6317
Place: Mumbai
Date: April 13, 2023



Annexure A referred to in paragraph 17 of the Independent Auditors Report of even date to the members of Axis Finance Limited (the "Company") in the Financial Statements as of and for the year ended March 31, 2023 under the heading "Report on other Legal and Regulatory requirements".

- i. In respect of the Company's Property, Plant & Equipment and Intangible Assets:
- (a) (A) The Company has maintained proper records showing full particulars including quantitative details and situation of Property, Plant & Equipment.
- (B) The Company has maintained proper records showing full particulars including quantitative details and situation of Intangible Assets.
- (b) The Property, Plant and Equipment have been physically verified by the management at reasonable intervals. In our opinion, the frequency of verification is reasonable having regard to the size of the operations of the Company and no material discrepancies were noticed during the verification.
- (c) According to the information and explanations given to us and on the basis of our examination of the records of the Company, the title deeds of immovable properties included in Property, Plant and Equipment are held in the name of the Company.
- (d) The Company has not revalued any of its Property, Plant and Equipment (including Right of Use assets) or intangible assets during the year.
- (e) According to the information and explanations given to us, no proceedings have been initiated or are pending against the company for holding any benami property under the Benami Transactions (Prohibition) Act, 1988 (45 of 1988) and rules made thereunder.
- ii.
- (a) The Company is primarily engaged in lending business. Accordingly, it does not hold any inventories. Thus, paragraph 3(ii)(a) of the Order is not applicable to the Company.
- (b) The Company has been sanctioned working capital limits in excess of five crore rupees, in aggregate, from banks or financial institutions on the basis of security of current assets. Basis the information and explanation provided to us and basis our audit procedures undertaken, we have not come across any difference between the information submitted in the quarterly returns / statements filed by the company with such banks or financial institutions when compared with the books of account and other relevant information provided by the Company.
- iii.
- (a) The Company is primarily engaged in lending activities and hence reporting under paragraph 3(iii)(a) of the order is not applicable to the Company.
- (b) Considering that the Company is a Non – Banking Finance Company, the investments made, security given and the terms and conditions of the grant of all loans and advances in the nature of loans are not prima facie prejudicial to the Company's interest. According to information and explanations provided to us, the Company has not provided any guarantees during the year.
- (c) In respect of the loans given and advances in the nature of loans, the Company has stipulated the schedule of repayment of principal and payment of interest. However, given the nature of business of the Company being a Non – Banking Finance Company, there are some cases during the year and as at March 31, 2023 wherein the amounts were overdue vis-à-vis stipulated terms.
- (d) In respect of loans granted and advances in the nature of loans, provided by the Company, the total amount overdue for more than ninety days as on March 31, 2023 is as under:



| No. of Cases | Principal Amount Overdue # (Rs. in lakh) | Interest Overdue (Rs. in lakh) # | Total Overdue (Rs. in lakh) | Remarks (if any) |
|--------------|---------------------------------------------|-------------------------------------|--------------------------------|---------------------|
| 8,227 | 10,518.59 | 1,025.75 | 11,544.34 | NA |

#excludes the amount written off.



Further, basis discussions with the management we understand that the reasonable steps have been taken by the Company for recovery of the principal and interest.

- (e) The Company is engaged primarily in lending activities and hence reporting under paragraph 3(iii)(e) of the order is not applicable to the Company.
- (f) Basis the information and explanations provided to us, we did not come across loans or advances in the nature of loans either repayable on demand or without specifying any terms or period of repayment. Thus, reporting under paragraph 3(iii)(f) of the Order is not applicable to the Company.
- iv. In our opinion and according to the information and explanations given to us, the Company has not granted any loans, made investments, provided guarantees or securities given in contravention with the provisions of the Section 185 of the Act. The Company has complied with the provisions of Section 186(1) of the Act; the other provisions of Section 186 of the Act are not applicable to the Company.
- v. According to the information and explanations given to us, the Company has not accepted any deposit during the year and does not have any unclaimed deposits as at March 31, 2023 to which the directives issued by the Reserve Bank of India and the provisions of Section 73 to 76 or any other relevant provisions of the Act and the Rules framed thereunder apply. Accordingly, reporting under paragraph 3(v) of the order is not applicable to the Company.
- vi. The maintenance of cost records has not been specified by the Central Government under Section 148(1) of the Companies Act, 2013 for the business activities carried out by the Company. Thus, reporting under paragraph 3(vi) of the Order is not applicable to the Company.
- vii. In respect of statutory dues:
- (a) The Company has generally been regular in depositing undisputed statutory dues, including Goods and Services Tax, provident fund, employees' state insurance, income-tax, sales-tax, service tax, duty of customs, duty of excise, value added tax, cess and any other statutory dues to the appropriate authorities.

There were no undisputed amounts payable in respect of Goods and Services Tax, provident fund, employees' state insurance, income-tax, sales-tax, service tax, duty of customs, duty of excise, value added tax, cess and any other material statutory dues in arrears as at March 31, 2023, for a period of more than six months from the date they became payable.


- (b) According to the information and explanations given to us and on the basis of our examination of the records, there are no statutory dues referred to in sub clause (a) that have not been deposited on account of any dispute except for disputed income tax dues as tabulated below:

| Name of the Statute | Nature of Dues | Amount (Rs. in lakh) | Period to which the amount relates | Forum where the disputes are pending |
|---------------------|-------------------|-------------------------|----------------------------------------------------|--------------------------------------|
| Income Tax | Income Tax Demand | 70.87 | Assessment Year 2012-13 Assessment Year 2016-17 | Commissioner of Income Tax (Appeals) |





| Name of the Statute | Nature of Dues | Amount (Rs. in lakh) | Period to which the amount relates | Forum where the disputes are pending |
|---------------------|----------------|-----------------------|----------------------------------------------------|--------------------------------------|
| Income Tax | | 147.14 | Assessment Year 2016-17 | Income Tax Appellate Tribunal (ITAT) |
| Income Tax | | 524.60 | Assessment Year 2017-18 Assessment Year 2018-19 | Commissioner of Income Tax (Appeals) |

- viii. According to the information and explanations given to us, there are no transactions which have not been recorded in the books of account but have been surrendered or disclosed as income during the year in the tax assessments under the Income Tax Act, 1961.
- ix.
- (a) According to the information and explanations given to us, the Company has not defaulted in the repayment of loans or borrowings or in the payment of interest thereon to any lender.
- (b) Basis the information and explanation provided to us, the Company has not been declared a willful defaulter by any bank or financial institution or other lender.
- (c) According to the information and explanations given to us and to the best of our knowledge and belief, in our opinion, term loans availed by the Company were applied during the year for the purpose for which the loans were obtained, other than temporary deployment pending application of proceeds.
- (d) On an overall examination of the financial statements of the Company, funds raised on short-term basis do not seem to have been utilized during the year for long-term purposes.
- (e) The Company does not have any subsidiaries / associates / joint ventures. Accordingly, reporting under paragraph 3(ix)(e) of the Order is not applicable to the Company.
- (f) The Company does not have any subsidiaries, associates or joint ventures. According reporting under paragraph 3(ix)(f) of the Order is not applicable to the Company.
- x.
- (a) The Company has not raised moneys by way of initial public offer or further public offer (including debt instruments) during the year and hence reporting under paragraph 3 (x)(a) of the Order is not applicable to the Company.
- (b) The Company has not made any preferential allotment or private placement of shares or convertible debentures (fully, partially or optionally convertible) during the year and hence reporting under paragraph 3 (x)(b) of the Order is not applicable to the Company.
- xi.
- (a) Based upon the audit procedures performed and according to the information and explanations given by the management, there were 7 instances of fraud on the Company by its customers amounting to Rs. 28.39 lakh as disclosed in Note no. 52 to the Financial Statements. We did not come across any other instances of fraud by the Company.
- (b) During the year, no report under sub-section (12) of section 143 of the Companies Act, 2013 has been filed by cost auditor/ secretarial auditor or by us in Form ADT – 4 as prescribed under Rule 13 of Companies (Audit and Auditors) Rules, 2014 with the Central Government.
- (c) We have taken into consideration the whistle blower complaints received by the Company during the year while determining the nature, timing and extent of audit procedures.



- xii. The Company is not a Nidhi Company and hence reporting under paragraph 3(xii) of the Order is not applicable to the Company.
- xiii. According to the information and explanations given by the management, transactions with the related parties are in compliance with section 177 and 188 of the Act where applicable and the details have been disclosed in the notes to the Ind AS financial statements, as required by the applicable accounting standards.
- xiv.
- (a) In our opinion the company has an adequate internal audit system commensurate with the size and nature of its business.
- (b) We have taken into consideration, the internal audit reports for the period under audit issued to the Company till the date of Auditors' Report for determining the nature, timing and extent of audit procedures.
- xv. According to the information and explanations given by the management, the Company has not entered into non-cash transactions with directors or persons connected with them as referred to in Section 92 of the Act. Accordingly, reporting under paragraph 3(xv) of the Order is not applicable to the Company.
- xvi.
- (a) The Company has registered as required, under section 45-IA of the Reserve Bank of India Act, 1934 (2 of 1934).
- (b) According to the information and explanations given to us, the company holds a valid Certificate of Registration (CoR).
- (c) The Company is not a Core Investment Company (CIC) as defined in the regulations made by the Reserve Bank of India and hence reporting under paragraph 3 (xvi)(c) of the Order is not applicable to the Company.
- (d) There is no Core Investment Company as a part of the Group, hence, the requirement to report on clause 3(xvi)(d) of the Order is not applicable to the Company.
- xvii. According to the information and explanations given to us and based on our examination of the records of the Company, the Company has not incurred any cash losses during the financial year covered by our audit and the immediately preceding financial year.
- xviii. There has been no resignation of the statutory auditor during the year and accordingly requirement to report on Clause 3(xviii) of the Order is not applicable to the Company.
- xix. According to the information and explanations given to us and on the basis of the financial ratios disclosed in Note 41, 41A and 44 to the Financial Statements, ageing and expected dates of realization of financial assets and payment of financial liabilities, undrawn credit lines, other information accompanying the financial statements, our knowledge of the Board of Directors and management plans and based on our examination of the evidence supporting the assumptions, nothing has come to our attention, which causes us to believe that any material uncertainty exists as on the date of the audit report that Company is not capable of meeting its liabilities existing at the date of balance sheet as and when they fall due within a period of one year from the balance sheet date. We, however, state that this is not an assurance as to the future viability of the Company. We further state that our reporting is based on the facts up to the date of the audit report and we neither give any guarantee nor any assurance that all liabilities falling due within a period of one year from the balance sheet date, will get discharged by the Company as and when they fall due.



xx.

- (a) The Company has fully spent the required amount towards Corporate Social Responsibility (CSR) and there is no unspent CSR amount on account of ongoing projects or other than ongoing projects for the year requiring a transfer to a Fund specified in Schedule VII to the Companies Act or special account in compliance with the provision of sub-section (6) of section 135 of the said Act.
- (b) There are no unspent amounts in respect of ongoing projects, that are required to be transferred to a special account in compliance of provision of sub section (6) of section 135 of Companies Act. This matter has been disclosed in Note 29 to the Financial Statements.

xxi.

According to the information and explanations given to us and based on our examination of the records of the Company, there are no subsidiaries / associates / joint ventures of the Company and hence the paragraph 3(xxi) of the Order is not applicable.

For Singhi & Co.
Chartered Accountants
Firm Registration No. 302049E




Shweta Singhal
Partner
Membership No. 414420
UDIN: 23414420BGVLGT1209
Place: Mumbai
Date: April 13, 2023



For B. K. Khare & Co.
Chartered Accountants
Firm Registration No. 105102W



Aniruddha Joshi
Partner
Membership No: 040852
UDIN: 23040852BGUQZG6317
Place: Mumbai
Date: April 13, 2023



ANNEXURE - B TO THE INDEPENDENT AUDITORS' REPORT

(Referred in paragraph 18.6 under 'Report on Other Legal and Regulatory Requirements' section of our report of even date)

Report on the Internal Financial Controls under Clause (i) of Sub-section 3 of Section 143 of the Companies Act, 2013 ("the Act")

Opinion

We have audited the internal financial controls with reference to the financial statements of **AXIS FINANCE LIMITED ("the Company")** as of March 31, 2023 in conjunction with our audit of the Financial Statements of the Company for the year ended on that date.

In our opinion, to the best of our information and according to the explanations given to us the Company has, in all material respects, an adequate internal financial controls system over financial reporting and such internal financial controls over financial reporting were operating effectively as at March 31, 2023 based on the criteria for internal financial control over financial reporting established by the Company considering the essential components of internal control stated in the Guidance Note on Audit of Internal Financial Controls Over Financial Reporting ("the Guidance Note") issued by the Institute of Chartered Accountants of India.

Management's Responsibility for Internal Financial Controls

The Company's management is responsible for establishing and maintaining internal financial controls based on the internal control with reference to the financial statements criteria established by the Company considering the essential components of internal control stated in the Guidance Note issued by the Institute of Chartered Accountants of India ('ICAI'). These responsibilities include the design, implementation and maintenance of adequate internal financial controls that were operating effectively for ensuring the orderly and efficient conduct of its business, including adherence to Company's policies, the safeguarding of its assets, the prevention and detection of frauds and errors, the accuracy and completeness of the accounting records, and the timely preparation of reliable financial information, as required under the Act.

Auditors' Responsibility

Our responsibility is to express an opinion on the Company's internal financial controls with reference to the financial statements based on our audit. We conducted our audit in accordance with the Guidance Note and the Standards on Auditing, issued by ICAI and deemed to be prescribed under section 143(10) of the Act, to the extent applicable to an audit of internal financial controls, both applicable to an audit of Internal Financial Controls and both issued by the ICAI. Those Standards and the Guidance Note require that we comply with ethical requirements and plan and perform the audit to obtain reasonable assurance about whether adequate internal financial controls with reference to the financial statements was established and maintained and if such controls operated effectively in all material respects.

Our audit involves performing procedures to obtain audit evidence about the adequacy of the internal financial controls system with reference to the financial statements and their operating effectiveness. Our audit of internal financial controls with reference to the financial statements included obtaining an understanding of internal financial controls with reference to the financial statements, assessing the risk that a material weakness exists, and testing and evaluating the design and operating effectiveness of internal control based on the assessed risk. The procedures selected depend on the auditors' judgment, including the assessment of the risks of material misstatement of the Financial Statements, whether due to fraud or error.



We believe that the audit evidence we have obtained is sufficient and appropriate to provide a basis for our audit opinion on the Company's internal financial controls system with reference to the financial statements.

Meaning of Internal Financial Controls with reference to the financial statements

A Company's internal financial control with reference to the financial statements is a process designed to provide reasonable assurance regarding the reliability of financial reporting and the preparation of Financial Statements for external purposes in accordance with generally accepted accounting principles. A Company's internal financial control with reference to the financial statements includes those policies and procedures that:

- (1) pertain to the maintenance of records that, in reasonable detail, accurately and fairly reflect the transactions and dispositions of the assets of the Company;
- (2) provide reasonable assurance that transactions are recorded as necessary to permit preparation of Financial Statements in accordance with generally accepted accounting principles, and that receipts and expenditures of the Company are being made only in accordance with authorizations of management and directors of the Company; and
- (3) provide reasonable assurance regarding prevention or timely detection of unauthorized acquisition, use, or disposition of the Company's assets that could have a material effect on the Financial Statements.


Inherent Limitations of Internal Financial Controls with Reference to The Financial Statements

Because of the inherent limitations of internal financial controls with reference to the financial statements, including the possibility of collusion or improper management override of controls, material misstatements due to error or fraud may occur and not be detected. Also, projections of any evaluation of the internal financial controls with reference to the financial statements to future periods are subject to the risk that the internal financial control with reference to the financial statements may become inadequate because of changes in conditions, or that the degree of compliance with the policies or procedures may deteriorate.

For Singhi & Co.
Chartered Accountants
Firm Registration No. 302049E




Shweta Singhal
Partner
Membership No. 414420
UDIN: 23414420BGVLGT1209
Place: Mumbai
Date: April 13, 2023



For B. K. Khare & Co.
Chartered Accountants
Firm Registration No. 105102W



Aniruddha Joshi
Partner
Membership No: 040852
UDIN: 23040852BGUQZG6317
Place: Mumbai
Date: April 13, 2023



AXIS FINANCE LIMITED

Balance Sheet as at March 31, 2023

(All amounts are in rupees lakhs, except per share data and as stated otherwise)

| Particulars | Note | As at March 31, 2023 | As at March 31, 2022 |
|-------------------------------------------------------------------------------|------|-------------------------|-------------------------|
| ASSETS | | | |
| Financial Assets | | | |
| Cash and cash equivalents | 4 | 75,516.06 | 34,585.53 |
| Bank balance other than cash and cash equivalents | 4a | - | 183.13 |
| Derivative financial instruments | 13 | - | 407.28 |
| Receivables | 5 | | |
| a) Trade Receivables | | 13.88 | 601.98 |
| b) Other Receivables | | - | - |
| Loans | 6 | 22,00,624.96 | 16,08,309.70 |
| Investments | 7 | 90,932.59 | 68,923.83 |
| Other financial assets | 8 | 13,630.24 | 1,075.45 |
| Sub-total-Financial Assets | | 23,80,717.73 | 17,14,086.90 |
| Non-Financial Assets | | | |
| Current Tax Assets (net) | 9 | 7,465.77 | 3,261.56 |
| Deferred Tax Assets (net) | 9 | 7,972.24 | 8,811.62 |
| Property, plant and equipment | 10 | 612.89 | 414.11 |
| Intangible assets under development | 11 | 13.44 | 252.16 |
| Other Intangible Assets | 11 | 1,375.47 | 1,320.65 |
| Right-of-use assets | 39 | 1,584.80 | 2,457.14 |
| Other non-financial assets | 12 | 983.37 | 1,037.60 |
| Sub-total-Non-Financial Assets | | 20,007.98 | 17,554.84 |
| Total - Assets | | 24,00,725.71 | 17,31,641.74 |
| LIABILITIES AND EQUITY | | | |
| LIABILITIES | | | |
| Financial Liabilities | | | |
| Payables | | | |
| i) Trade Payables | | | |
| a) total outstanding dues to micro and small enterprises | | - | 18.62 |
| b) total outstanding dues of creditors other than micro and small enterprises | | 208.49 | 409.87 |
| ii) Other Payables | | | |
| a) total outstanding dues to micro and small enterprises | | 269.47 | 239.04 |
| b) total outstanding dues of creditors other than micro and small enterprises | | 3,381.30 | 1,650.63 |
| Debt securities | 15 | 7,96,355.45 | 8,25,213.20 |
| Borrowings (Other than debt securities) | 16 | 10,50,807.34 | 5,49,456.66 |
| Subordinated Liabilities | 17 | 1,53,020.77 | 98,956.16 |
| Lease Liabilities | 39 | 1,658.52 | 2,612.55 |
| Other financial liabilities | 18 | 70,668.81 | 28,602.83 |
| Sub-total-Financial Liabilities | | 20,76,370.15 | 15,07,159.56 |
| Non-Financial liabilities | | | |
| Current tax liabilities (net) | 9 | 3,364.94 | 2,418.79 |
| Provisions | 19 | 2,928.78 | 1,986.48 |
| Other non-financial liabilities | 20 | 904.75 | 964.16 |
| Sub-total-Non-Financial Liabilities | | 7,198.47 | 5,369.43 |
| Total-liabilities | | 20,83,568.62 | 15,12,528.99 |
| EQUITY | | | |
| Equity share capital | 21 | 59,081.39 | 53,851.25 |
| Other equity | 22 | 2,58,075.70 | 1,65,261.50 |
| Total - Equity | | 3,17,157.09 | 2,19,112.75 |
| Total - Liabilities and Equity | | 24,00,725.71 | 17,31,641.74 |
| Significant accounting policies and notes to the financial statements | 2-85 | | |

The accompanying notes form an integral part of the financial statements

As per our attached report of even date

For Singhi & Co.

Chartered Accountants

ICAI Firm Registration No. 302049E

Shweta Singh

Shweta Singh

Partner

Membership No.: 414420

Place of Signature: Mumbai

Date: April 13, 2023



For B.K. Khare & Co.

Chartered Accountants

ICAI Firm Registration No. 105102W

Aniruddha Joshi

Aniruddha Joshi

Partner

Membership No.: 040852

Place of Signature: Mumbai

Date: April 13, 2023



For and on behalf of the board of Axis Finance Limited

Amitabh Chaudhry

Amitabh Chaudhry

Chairman

DIN No: 00531120

Bipin Kumar Saraf

Bipin Kumar Saraf

Managing Director

DIN No: 06416744

Amith Iyer

Amith Iyer

Chief Financial Officer

Membership No: 51849


Rajneesh Kumar

Rajneesh Kumar

Company Secretary

Membership No: A31230

Date: April 13, 2023



AXIS FINANCE LIMITED

Statement of Profit and Loss for the year ended March 31, 2023

(All amounts are in rupees lakhs, except per share data and as stated otherwise)

| Particulars | Note | For the year ended March 31, 2023 | For the year ended March 31, 2022 |
|-----------------------------------------------------------------------------------------|------|--------------------------------------|--------------------------------------|
| Revenue from operations | | | |
| Interest Income | 23 | 2,13,624.87 | 1,37,223.20 |
| Fees and commission income | 23a | 4,325.83 | 624.94 |
| Net gain on fair value changes | 24 | 575.39 | 2,434.74 |
| Net gain/(loss) on derecognition of financial instruments under amortised cost category | | 14,132.15 | 3,055.01 |
| Total Revenue from operations | | 2,32,658.24 | 1,43,337.89 |
| Other Income | | - | - |
| Total income | | 2,32,658.24 | 1,43,337.89 |
| Expenses | | | |
| Finance Costs | 25 | 1,19,638.64 | 69,735.55 |
| Impairment on financial instruments | 26 | 6,534.16 | 7,287.83 |
| Employee benefits expenses | 27 | 19,250.00 | 13,495.12 |
| Depreciation, amortization and impairment | 28 | 1,556.74 | 1,019.27 |
| Others expenses | 29 | 8,336.99 | 5,396.93 |
| Total expenses | | 1,55,316.53 | 96,934.70 |
| Profit before exceptional items and tax | | 77,341.71 | 46,403.19 |
| Exceptional Items | | - | - |
| Profit before taxes | | 77,341.71 | 46,403.19 |
| Tax expenses | | | |
| - Current Tax | | 18,638.61 | 13,006.87 |
| - Deferred Tax | | 792.95 | (1,237.62) |
| Profit for the year | | 57,910.15 | 34,633.94 |
| Other Comprehensive Income | | | |
| (A) Items that will not be reclassified to profit and loss | | | |
| -Re-measurements of net defined benefit plans | | 190.84 | (4.06) |
| -Income tax impact | | 48.03 | (1.02) |
| Sub-total (A) | | 142.81 | (3.04) |
| (B) Items that will be reclassified to profit and loss | | | |
| -Fair value changes on derivative designated as cash flow hedge | | (6.39) | 6.39 |
| -Income tax impact | | (1.61) | 1.61 |
| Sub-total (B) | | (4.78) | 4.78 |
| Other Comprehensive Income/(Loss) (A+B) | | 138.03 | 1.74 |
| Total Comprehensive Income for the year | | 58,048.18 | 34,635.68 |
| Paid-up Equity share capital (Face Value of ₹ 10 each) | | 59,081.39 | 53,851.25 |
| Earnings per equity share | | | |
| Basic (₹) | | 10.12 | 7.08 |
| Diluted (₹) | | 10.12 | 7.08 |
| Significant accounting policies and notes to the financial statements | 2-85 | | |

The accompanying notes form an integral part of the financial statements

As per our attached report of even date

For Singhi & Co.

Chartered Accountants

ICAI Firm Registration No. 302049E

Shweta Singhal

Shweta Singhal

Partner

Membership No.: 414420

Place of Signature: Mumbai

Date: April 13, 2023



For B.K.Khare & Co.

Chartered Accountants

ICAI Firm Registration No.105102W

Anirudha Joshi

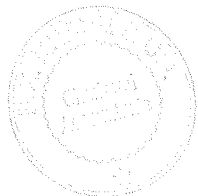
Anirudha Joshi

Partner

Membership No.: 040852

Place of Signature: Mumbai

Date: April 13, 2023



For and on behalf of the board of Axis Finance Limited

Amitabh Chaudhry

Amitabh Chaudhry

Chairman

DIN No: 00531120

Bipin Kumar Saraf

Bipin Kumar Saraf

Managing Director

DIN No: 06416744

Amith Iyer

Amith Iyer

Chief Financial Officer

Membership No: 51849

Rajneesh Kumar

Rajneesh Kumar

Company Secretary

Membership No: A31230


Date: April 13, 2023



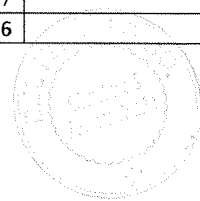

AXIS FINANCE LIMITED
Statement of Cash Flows for the year ended March 31, 2023

(All amounts are in rupees lakhs, except per share data and as stated otherwise)

| Particulars | For the year ended March 31, 2023 | For the year ended March 31, 2022 |
|----------------------------------------------------------------------------|--------------------------------------|--------------------------------------|
| A. Cash flow from operating activities | | |
| Profit before tax | 77,341.71 | 46,403.19 |
| Adjustments for: | | |
| Depreciation, amortization and impairment (other than right-of-use assets) | 767.60 | 626.35 |
| Depreciation expense of right-of-use assets | 787.09 | 392.93 |
| Net gain on fair value changes | (575.39) | (2,434.74) |
| Impairment on financial instruments | 6,534.16 | 7,287.83 |
| Employee Stock Option | 59.54 | 284.63 |
| Interest on Lease deposit | (35.95) | (10.93) |
| Amortisation of Lease rental | 39.10 | 14.54 |
| Provision for expenses | 1,761.10 | 1,150.68 |
| Provision for Employee Benefit expense | 942.30 | 686.88 |
| Interest income from investments (at amortised cost) | (5,978.96) | (5,497.77) |
| Interest income from investments (FVTPL) | (1,658.67) | (202.25) |
| Operating profit before working capital changes | 79,983.63 | 48,701.34 |
| Movement in working capital: | | |
| Decrease/(increase) in Bank Deposits | 183.13 | (8.60) |
| Decrease/(increase) in Derivative financial instruments | 407.28 | (407.28) |
| Decrease/(increase) in Trade Receivables | 588.09 | (77.04) |
| Decrease/(increase) in Loans | (5,98,786.69) | (6,07,482.68) |
| Decrease/(increase) in Other financial assets | (12,557.94) | (859.62) |
| Decrease/(increase) in Right-of-use assets | 85.25 | (1,163.06) |
| Decrease/(increase) in Other non-financial assets | 54.23 | (680.89) |
| (Decrease)/increase in Lease Liabilities | (243.19) | 1,114.70 |
| (Decrease)/increase in Trade Payables | 680.95 | 1,126.98 |
| (Decrease)/increase in Other financial liabilities | 42,926.13 | 21,791.99 |
| (Decrease)/increase in Provisions | (1,570.27) | (1,154.74) |
| (Decrease)/increase in Other non-financial liabilities | (65.80) | 104.45 |
| Cash generated from operations | (4,88,315.20) | (5,38,994.45) |
| Income tax paid | (21,896.67) | (9,518.70) |
| Net cash flow from operating activities (A) | (5,10,211.87) | (5,48,513.15) |
| B. Cash flow from investing activities | | |
| Interest income from investments (at amortised cost) | 8,117.62 | 5,812.47 |
| Interest income from investments (FVTPL) | 1,609.26 | 202.25 |
| Sale of Intangibles | 18.00 | - |
| Purchase for Intangibles | (384.99) | (589.32) |
| Purchase of Property, plant and equipment | (415.49) | (377.94) |
| Sale of investment at Amortised Cost | 20,791.00 | 15,34,111.37 |
| Purchase of investment at Amortised Cost | (38,329.83) | (15,48,524.09) |
| Proceeds from sale of investment at FVTPL | 2,91,295.57 | 56,395.65 |
| Purchase of investment at FVTPL | (2,97,342.14) | (18,949.95) |
| Net cash flow from investing activities(B) | (14,640.99) | 28,080.44 |
| C. Cash flow from financing activities | | |
| Increase/(decrease) in Debt securities | (28,857.75) | 36,315.18 |
| Increase/(decrease) in Borrowings (Other than debt securities) | 5,01,350.75 | 4,34,976.01 |
| Increase/(decrease) in Subordinated Liabilities | 54,064.61 | 38,966.11 |
| Proceeds from issue of Equity Shares (net of share issue expenses) | 39,936.62 | 39,944.38 |
| Payment towards Lease Liability | (710.84) | (251.24) |
| Net cash flow from financing activities(C) | 5,65,783.39 | 5,49,950.44 |
| Net increase/(decrease) in cash and equivalents(A+B+C) | 40,930.53 | 29,517.73 |
| Cash and cash equivalents at the beginning of the year | 34,585.53 | 5,067.80 |
| Cash and cash equivalents at the end of the year | 75,516.06 | 34,585.53 |
| Cash | - | - |
| Balance with banks | 45,536.59 | 14,585.53 |
| Investment in highly liquid securities | 29,979.47 | 20,000.00 |
| | 75,516.06 | 34,585.53 |



Smithy



AXIS FINANCE LIMITED**Statement of Cash Flows for the year ended March 31, 2023**

(All amounts are in rupees lakhs, except per share data and as stated otherwise)

| Particulars | For the year ended March 31, 2023 | For the year ended March 31, 2022 |
|-------------------------------------------------------------------------------------------------------------------------------------|--------------------------------------|--------------------------------------|
| Additional disclosure pursuant to IND AS 7 | | |
| Opening balance of Debt Securities, borrowings (other than debt securities) and subordinated liabilities including interest accrued | 14,73,626.02 | 9,63,368.79 |
| Cash flows | 5,26,557.61 | 5,10,257.31 |
| Fair value adjustments | - | (0.08) |
| Closing balance of Debt Securities, borrowings (other than debt securities) and subordinated liabilities | 20,00,183.63 | 14,73,626.02 |

1. Net cash generated from operating activity is determined after adjusting the following:

| Operational cash flows from interest | For the year ended March 31, 2023 | For the year ended March 31, 2022 |
|--------------------------------------|--------------------------------------|--------------------------------------|
| Interest paid | 1,21,778.02 | 81,331.35 |
| Interest received | 2,06,538.73 | 1,40,916.32 |

2. The above statement of cash flow has been prepared under the indirect method as set out in Ind AS 7 Statement of Cash Flows.

3. Purchase of PPE represents additions to property, plant and equipment and other intangible assets adjusted for movement of (a) capital-work-in-progress for property, plant and equipment and (b) intangible assets under development during the period.

The accompanying notes form an integral part of the financial statements

As per our attached report of even date

For Singhi & Co.

Chartered Accountants

ICAI Firm Registration No. 302049E


Shweta Singhal

Partner

Membership No.: 414420

Place of Signature: Mumbai

Date: April 13, 2023

**For B.K.Khare & Co.**

Chartered Accountants

ICAI Firm Registration No.105102W


Aniruddha Joshi

Partner

Membership No.: 040852

Place of Signature: Mumbai

Date: April 13, 2023

**For and on behalf of the board of Axis Finance Limited****Amitabh Chaudhry**

Chairman

DIN No: 00531120

Bipin Kumar Saraf

Managing Director

DIN No: 06416744

Amith Iyer

Chief Financial Officer


Membership No: 51849

Rajneesh Kumar

Company Secretary

Membership No: A31230

Date: April 13, 2023



1. Equity Share Capital

| Particulars | Balance at the beginning of the year | Changes in Equity Share Capital due to prior period errors | Restated balance at the beginning of the current reporting period | Changes in equity share capital during the year | Balance at the end of the year |
|----------------------|--------------------------------------|------------------------------------------------------------|-------------------------------------------------------------------|-------------------------------------------------|--------------------------------|
| As at March 31, 2022 | 48,225.00 | - | - | 5,626.25 | 53,851.25 |
| As at March 31, 2023 | 53,851.25 | - | - | 5,230.14 | 59,081.39 |

1A. Other equity

| Particulars | Reserves and Surplus | | | | | Other Comprehensive Income (OCI) | | Total |
|------------------------------------------------------------|----------------------|--------------------|-------------------|------------------|-----------------------------|------------------------------------------------------|-------------------------|-------------|
| | Statutory Reserve | Securities Premium | Retained Earnings | General Reserves | Deemed Capital Contribution | Remeasurement of Post Employment Benefit Obligations | Cash Flow Hedge Reserve | |
| Balance as at April 1, 2021 | 25,054.00 | 28,217.50 | 41,888.44 | 33.04 | 865.68 | (35.61) | - | 96,023.05 |
| Profit for the year (a) | - | - | 34,633.94 | - | - | - | - | 34,633.94 |
| Items that will not be reclassified to profit and loss (b) | - | - | - | - | - | (3.04) | - | (3.04) |
| Items that will be reclassified to profit and loss (c) | - | - | - | - | - | - | 4.78 | 4.78 |
| Total Comprehensive Income for the year (a+b+c) | - | - | 34,633.94 | - | - | (3.04) | 4.78 | 34,635.68 |
| Securities Premium received on issue of shares | - | 34,320.16 | - | - | - | - | - | 34,320.16 |
| Utilization during the year against share issue expense | - | (2.02) | - | - | - | - | - | (2.02) |
| Dividend including DDT | - | - | - | - | - | - | - | - |
| Transfer to/from retained earnings | 6,930.00 | - | (6,930.00) | - | - | - | - | - |
| Employee Stock Option | - | - | - | - | 284.63 | - | - | 284.63 |
| Balance as at March 31, 2022 | 31,984.00 | 62,535.64 | 69,592.38 | 33.04 | 1,150.31 | (38.65) | 4.78 | 1,65,261.50 |
| Profit for the year (a) | - | - | 57,910.15 | - | - | - | - | 57,910.15 |
| Items that will not be reclassified to profit and loss (b) | - | - | - | - | - | 142.81 | - | 142.81 |
| Items that will be reclassified to profit and loss (c) | - | - | - | - | - | - | (4.78) | (4.78) |
| Total Comprehensive Income for the year (a+b+c) | - | - | 57,910.15 | - | - | 142.81 | (4.78) | 58,048.18 |
| Securities Premium received on issue of shares | - | 34,713.04 | - | - | - | - | - | 34,713.04 |
| Utilization during the year against share issue expense | - | (6.56) | - | - | - | - | - | (6.56) |
| Dividend including DDT | - | - | - | - | - | - | - | - |
| Transfer to/from retained earnings | 11,583.00 | - | (11,583.00) | - | - | - | - | - |
| Employee Stock Option | - | - | - | - | 59.54 | - | - | 59.54 |
| Balance as at March 31, 2023 | 43,567.00 | 97,242.12 | 1,15,919.53 | 33.04 | 1,209.85 | 104.16 | - | 2,58,075.70 |

Significant accounting policies and notes to the financial statements

The accompanying notes form an integral part of the financial statements

For Singhi & Co.

Chartered Accountants
ICAI Firm Registration No. 302049E

Shweta Singh

Shweta Singhal
Partner
Membership No.: 414420
Place of Signature: Mumbai
Date: April 13, 2023




For and on behalf of the board of Axis Finance Limited

Amitabh Chaudhry
Amitabh Chaudhry
Chairman
DIN No: 00531120

Bipin Kumar Saraf
Bipin Kumar Saraf
Managing Director
DIN No: 06416744

Amith Iyer
Amith Iyer
Chief Financial Officer
Membership No: 51849

Rajneesh Kumar
Rajneesh Kumar
Company Secretary
Membership No: A31230
Date: April 13, 2023




For B.K.Khare & Co.

Chartered Accountants
ICAI Firm Registration No.105102W

Aniruddha Joshi
Aniruddha Joshi
Partner

Membership No.: 040852
Place of Signature: Mumbai
Date: April 13, 2023



AXIS FINANCE LIMITED

Notes forming part of financial statements for the year ended March 31, 2023

(All amounts are in rupees lakhs, except per share data and as stated otherwise)

2. Corporate information

Axis Finance Limited is a public Company domiciled in India and incorporated under the provisions of the Companies Act, 2013. The Company is a Systemically Important Non Deposit taking Non-Banking Financial Company ('NBFC') as defined under section 45-IA of the Reserve Bank of India ('RBI') Act, 1934 with effect from September 12, 2011, holding Certificate of Registration No "N-13.02001".

The Company is mainly engaged in the business of financing activities. The Company is a wholly-owned subsidiary of Axis Bank Ltd. The Company's registered office is at Ground floor, Axis House, C-2 Wadia International Centre, P.B. Marg, Worli, Mumbai – 400025. Company's Debt securities are listed at BSE Limited.

These Financial Statements for the year ended March 31, 2023 have been approved and authorized for issue by the Board of Directors of the Company at its meeting held on April 13, 2023.

2.1. Statement of Compliance, Basis of preparation and presentation of financial statements

(i) Compliance with Ind AS

The financial statements have been prepared in accordance with Indian Accounting Standards ('Ind AS') as notified under the Companies (Indian Accounting Standards) Rules, 2015 as amended from time to time, to be read with Section 133 of the Companies Act, 2013 ('Act') and relevant amendments rules issued thereafter.

Any directions issued by the RBI or other regulators are implemented as and when they become applicable. Further, the Company has complied with all the directions related to Implementation of Indian Accounting Standards prescribed for Non-Banking Financial Companies (NBFCs) in accordance with the RBI notification no. RBI/2019-20/170 DOR NBFC).CC.PD. No.109/22.10.106/2019-20 dated March 13, 2020.



(ii) Historical Cost Convention

The Financial Statements have been prepared and presented on the going concern basis and at historical cost, except for the following which have been measured at fair value:

- Certain financial assets and liabilities at fair value;
- Employee's Defined benefit plans-plan assets as per actuarial valuation; and
- Derivative Financial Instruments
- Share Based payments.

2.2 Functional and presentation currency

The financial statements are presented in Indian Rupees, which is the functional currency of the Company and the currency of the primary economic environment in which the Company operates. Except as otherwise indicated, financial information presented in Indian rupees has been rounded to the nearest lakhs.



AXIS FINANCE LIMITED

Notes forming part of financial statements for the year ended March 31, 2023

(All amounts are in rupees lakhs, except per share data and as stated otherwise)

2.3 Presentation of financial statements

The Balance Sheet, the Statement of Changes in Equity and the Statement of Profit and Loss are presented in the format prescribed under Division III of Schedule III of the Act, as amended from time to time, for NBFCs that are required to comply with Ind AS. The Statement of Cash Flows has been presented as per the requirements of Ind AS 7 Statement of Cash Flows.

2.4 Offsetting

Financial assets and financial liabilities are generally reported gross in the balance sheet. They are only offset and reported net when, in addition to having an unconditional legally enforceable right to offset the recognized amounts without being contingent on a future event, the parties also intend to settle on a net basis in all of the following circumstances:

- The normal course of business
- The event of default
- The event of insolvency or bankruptcy of the Group and/or its counterparties

2.5 Use of Estimates and judgements

The preparation of financial statements in conformity with Ind AS requires management to make estimates, judgements and assumptions that affect the application of accounting policies and the reported amounts of assets and liabilities (including contingent liabilities) and disclosures as of the date of the financial statements and the reported amounts of revenues and expenses for the reporting period. Actual results could differ from these estimates. Accounting estimates and underlying assumptions are reviewed on an ongoing basis and could change from period to period. Appropriate changes in estimates are recognized in the periods in which the Company becomes aware of the changes in circumstances surrounding the estimates. Any revisions to accounting estimates are recognized prospectively in the period in which the estimate is revised and future periods. The critical estimates and judgements that have significant impact on the carrying amount of the assets and liabilities at each Balance Sheet date are enumerated in Note 3.18.



3. Significant accounting policies

3.1 Financial instruments


A financial instrument is any contract that gives rise to a financial asset of one entity and financial liability or equity instrument of another entity. Financial assets and financial liabilities are recognized when Company becomes party to the contractual provisions of the instruments.

3.1.1 Date of recognition and initial measurement

All financial instruments are recognized initially at fair value. However, in the case of financial instruments not recorded at fair value through profit or loss, transaction costs that are attributable to the acquisition of the financial instruments are added to the fair value. Purchases or sales of financial instruments that require delivery of assets / liabilities within a time frame established by regulation or convention in the market place (regular way trades) are recognised on the trade date, i.e., the date that the Company commits to purchase or sell the asset / liabilities.



Signature



AXIS FINANCE LIMITED

Notes forming part of financial statements for the year ended March 31, 2023

(All amounts are in rupees lakhs, except per share data and as stated otherwise)

3.1.2 Initial recognition, classification and subsequent measurement of financial assets

Based on the Business Model, the contractual characteristics of the financial assets and specific elections where appropriate, the financial assets are classified into one of the three categories for measurement and income recognition:

- Amortized Cost (AC)
- Fair value through other comprehensive income (FVOCI)
- Fair value through profit and loss (FVTPL)

Financial asset is carried at amortized cost,

A financial asset is measured at amortised cost if it meets both the following conditions :

- a) The financial asset is held within a business model whose objective is to hold the financial assets in order to collect the contractual cash flows; and
- b) The contractual terms of the financial asset give rise on specific dates to cash flows that are solely payments of principal and interest on the principal amount outstanding (SPPI).


After initial measurement and based on the assessment of the business model as asset held to collect contractual cash flows and SPPI, such financial assets are subsequently measured at amortised cost using effective interest rate ('EIR') method. Interest income and impairment expenses are recognised in statement of profit and loss. Interest income from these financial assets is included in finance income using the EIR method. Any gain and loss on derecognition is also recognised in statement of profit and loss.

The EIR method is a method of calculating the amortised cost of a financial instrument and of allocating interest over the relevant period. The EIR is the rate that exactly discounts estimated future cash flows (including all fees paid or received that form an integral part of the EIR, transaction costs and other premiums or discounts) through the expected life of the instrument, or, where appropriate, a shorter period, to the net carrying amount on initial recognition.

Financial assets at fair value through other comprehensive income

Further other things remain the same (as in (a) and (b) above), if the financial asset is held within a business model whose objective is achieved by both collecting contractual cash flows and selling the financial assets, such asset/s are classified as held at FVOCI.

Financial assets included within the FVOCI category are measured subsequently at each reporting date at fair value. Interest income and impairment loss are recognised in the statement of profit and loss. Fair value movements on subsequent measurement are recognised in the OCI.



AXIS FINANCE LIMITED

Notes forming part of financial statements for the year ended March 31, 2023

(All amounts are in rupees lakhs, except per share data and as stated otherwise)

Financial assets at fair value through profit and loss

In case of a financial asset that does not meet both the above conditions, it is classified as FVTPL.

Financial assets included within the FVTPL category are measured subsequently at each reporting date at fair value. Net gain or loss, including interest and other income are recognised in the Statement of Profit and Loss.

a) Business Model (BM) Assessment

In order to arrive at the appropriate Business Model, the following factors are considered by the Company.

- How the performance of the business model (including the financial assets in that business model) are evaluated and reported to key management personnel within the Company.
- The risks that affect the performance of the business model (and the financial assets in it) and how those risks are managed.

Changes in Business Model

The Company periodically reviews and updates the existing business model for its portfolio as long as these changes are expected to be infrequent, significant to the entity's operations, and demonstrable to external parties.

b) Solely Payments of Principal and Interest (SPPI) Test

Contractual Cash Flow Assessment

To determine whether a financial asset is measured at either amortized cost or FVOCI, the Company has considered whether the cash-flows from the financial asset are solely for the payments of principal and interest ("SPPI").



For the purpose of Ind AS 109, principal and interest are defined as follows:

- Principal is the fair value of the financial asset at initial recognition
- Interest is consideration for:
 - The time value of money
 - Credit risk associated with the principal amount
- In addition, interest may also include consideration for other basic lending risks such as liquidity risk and costs of holding the asset (e.g. administrative costs)
- Interest may include a profit margin that is consistent with a basic lending arrangement

If the contractual terms of the asset give rise on specified dates to cash flows that are solely payments of principal and interest on the principal amount outstanding then the SPPI criteria is met.

The Company classifies its financial assets into the following four categories:

- Debt instruments at amortized cost
- Debt instruments at fair value through other comprehensive income (FVOCI)
- Debt instruments, derivatives and equity instruments at fair value through profit or loss (FVTPL)
- Equity instruments measured at fair value through other comprehensive income (FVOCI)



AXIS FINANCE LIMITED

Notes forming part of financial statements for the year ended March 31, 2023

(All amounts are in rupees lakhs, except per share data and as stated otherwise)

3.1.3 Initial measurement, classification and subsequent measurement of Financial Liabilities and Equity Instruments

The Company classifies these instruments as financial liabilities or equity instruments in accordance with the substance of the contractual terms of the instruments.

Equity

An equity instrument is any contract that evidences a residual interest in the assets of an entity after deducting all of its liabilities. Equity instruments issued by the Company are recognised at the face value and proceeds received in excess of the face value are recognised as securities premium.

Financial liabilities

The Company's borrowings include bonds, commercial paper, borrowings from banks, etc. Debt securities issued, subordinated liabilities and other borrowings are initially measured at fair value less directly attributable transaction costs and subsequently measured at their amortised cost using the EIR method.

Initial recognition and subsequent measurement of financial liability is based on their classification.

The Company's most of the Financial Liabilities are measured initially and subsequently measured at amortized cost.

Undrawn loan commitments are not recorded in the balance sheet. However, these financial instruments are in the scope of expected credit loss ('ECL') calculation

3.1.4 De-recognition of Financial Assets and Liabilities

a) De-recognition of Financial Assets

A financial asset is derecognized only when



- The Company has transferred the rights to receive cash flows from the financial asset or
- Retains the contractual rights to receive the cash flows of the financial asset, but assumes a contractual obligation to pay the cash flows to one or more recipients.

Where the company has transferred an asset, the company evaluates whether it has transferred substantially all risks and rewards of ownership of the financial asset. In such cases, the financial asset is derecognized. Where the company has not transferred substantially all risks and rewards of ownership of the financial asset, the financial asset is not derecognized.

Where the company has neither transferred a financial asset nor retains substantially all risks and rewards of ownership of the financial asset, the financial asset is derecognized if the company has not retained control of the financial asset. Where the company retains the control of the financial asset, the asset is continued to be recognized to the extent of continuing involvement in the financial asset.

b) De-recognition of Financial Liabilities

A financial liability is derecognized when the obligation under the liability is discharged or cancelled or expires. When an existing financial liability is replaced by another from the same lender on substantially different terms, or the terms of an existing liability are substantially modified, such an exchange or modification is treated as the de-recognition of the original liability and the recognition of a new liability. The difference in the respective carrying amounts is recognized in the statement of profit or loss.



AXIS FINANCE LIMITED

Notes forming part of financial statements for the year ended March 31, 2023

(All amounts are in rupees lakhs, except per share data and as stated otherwise)

3.1.5 Reclassification of Financial Assets and Financial Liabilities

Financial assets are not reclassified subsequent to their initial recognition, apart from the exceptional circumstances in which the Company acquires, disposes of, or terminates a business line or in the period the Company changes its business model for managing financial assets. The classification and measurement requirements related to the new category apply prospectively from the first day of the first reporting period following the changes in the business model that results in reclassification.

Reclassifications are expected to be very infrequent. Such changes must be determined by the Company's senior management as a result of external or internal changes and must be significant to the Company's operations and demonstrable to external parties.

Further re- classification is not allowed in following cases;

- Investments in equity instruments irrevocably designated as at FVOCI cannot be reclassified.
- Reclassification of financial liabilities.

3.1.6 Impairment of Financial Assets

The Company records allowance for expected credit losses (ECL) for all loans and debt investments, together with loan commitments to customers.

The ECL allowance is based on the credit losses expected to arise over the life of the asset, unless there has been no significant increase in credit risk since origination, in which case the allowance is based on the 12 months' expected credit loss. The 12 month ECL is a portion of the lifetime ECL which results from default events that are possible within 12 months after the reporting date.

At the end of each reporting period, the Company performs an assessment of whether the loan's / investment's credit risk has increased significantly since initial recognition by considering the change in the risk of default occurring over the remaining life of the asset. This includes both quantitative and qualitative information and analysis based on a provision matrix which takes into account the Company's historical credit loss experience, current economic condition, forward looking information and scenario analysis.



The expected credit loss is a product of Exposure at Default (EAD), Probability of Default (PD) and Loss given default (LGD). The Company has devised an internal model to evaluate the PD and LGD based on the parameters set out in Ind AS 109. Accordingly, the financial assets have been segmented into three stages based on their risk profiles. The three stages reflect the general pattern of credit deterioration of a financial asset.

The company categorizes financial assets at the reporting date into stages based on the days past due (DPD) status as under:

- Stage 1: 0 to 30 days past due
- Stage 2: 31 to 90 days past due
- Stage 3: more than 90 days past due

Probability of Default (PD): It is an estimate of the likelihood of default over a given time horizon. In order to estimate the PDs, studies on defaults available in public domain and experience of the Parent (Axis Bank Limited) have been taken into account.

Exposure at Default (EAD): EAD is an estimate of the exposure at a future default date, taking into account expected changes in the exposure after the reporting date, including repayment of principal and interest, whether contractually scheduled or otherwise and expected drawdown on committed loan facilities and accrued interest from missed payments. A credit conversion factor of 10% is applied for expected drawdown on committed loan facilities.



AXIS FINANCE LIMITED

Notes forming part of financial statements for the year ended March 31, 2023

(All amounts are in rupees lakhs, except per share data and as stated otherwise)

Loss Given Default (LGD): LGD is an estimate of the loss arising in case where a default occurs. It is based on the difference between the contractual cash flows due and those that the Company would expect to receive, including from the realization of any security.

Based on the above, the Company categorizes its loans into Stage 1, Stage 2 and Stage 3 as under:

Stage 1: When loans are first recognized, the Company recognises an allowance based on 12 months' expected credit loss.

Stage 2: When a loan has shown significant increase in credit risk since origination, the Company records an allowance for the life time expected credit loss.

Stage 3: When a loan is credit impaired, the Company records an allowance for the life time expected credit loss.



Credit – impaired Financial Assets

A financial asset is 'credit-impaired' when one or more events, that have a detrimental impact on the estimated future cash flows of the financial asset, have occurred. Credit-impaired financial assets are referred to as Stage 3 assets. Evidence of credit-impairment includes observable data about the following events:

- Significant financial difficulty of the borrower or issuer;
- A breach of contract such as a default or past due event;
- The lender of the borrower, for economic or contractual reasons relating to the borrower's financial difficulty, having granted to the borrower a concession that the lender would not otherwise consider;
- The disappearance of an active market for a security because of financial difficulties; or
- The purchase of a financial asset at a deep discount that reflects the incurred credit losses.

It may not be possible to identify a single discrete event, instead, the combined effect of several events may have caused financial assets to become credit-impaired. The Company assesses whether debt instruments which are financial assets measured at amortized cost or FVTOCI, are credit-impaired at each reporting date. To assess if corporate debt instruments are credit impaired, the Company considers factors, such as bond yields, credit ratings and the ability of the borrower to raise funding.

A loan is considered credit-impaired when a concession is granted to the borrower due to a deterioration in the borrower's financial condition, unless there is evidence that, as a result of granting the concession, the risk of not receiving the contractual cash flows has reduced significantly and there are no other indicators of impairment. For financial assets, where concessions are contemplated but not granted, the asset is deemed credit-impaired when there is observable evidence of credit-impairment, including meeting the definition of default. The definition of default includes unlikelihood to pay indicators and a back-stop, if amounts are overdue for 90 days or more



AXIS FINANCE LIMITED

Notes forming part of financial statements for the year ended March 31, 2023

(All amounts are in rupees lakhs, except per share data and as stated otherwise)

Significant Increase in Credit Risk

The Company monitors all financial assets, issued irrevocable loan commitments and financial guarantee contracts that are subject to the impairment requirements to assess whether there has been a significant increase in credit risk, since initial recognition. If there has been a significant increase in credit risk the Company will measure the loss allowance based on lifetime rather than 12-month ECL. The Company's accounting policy is not to use the practical expedient that the financial assets with 'low' credit risk at the reporting date are deemed not to have had a significant increase in credit risk. As a result, the Company monitors all financial assets, issued irrevocable loan commitments and financial guarantee contracts that are subject to impairment for significant increase in credit risk. In assessing whether the credit risk on a financial instrument has increased significantly since initial recognition, the Company compares the risk of a default occurring on the financial instrument at the reporting date based on the remaining maturity of the instrument with the risk of a default occurring that was anticipated for the remaining maturity at the current reporting date when the financial instrument was first recognized. In making this assessment, the Company considers both quantitative and qualitative information that is reasonable, and supportable, including historical experience and forward-looking information, that is available without undue cost or effort, based on the Company's historical experience and expert credit assessment.

Given that a significant increase in credit risk since initial recognition is a relative measure, a given change, in absolute terms, in the probability of default (PD) will be more significant for a financial instrument with a lower initial PD than compared to a financial instrument with a higher PD.

ECL is calculated as under:

Stage 1: The Company calculates the 12 months' ECL based on the expectation of a default occurring within 12 months from the reporting date. The expected 12-month PD is applied to the EAD and multiplied by the expected LGD and discounted at the EIR.

Stage 2: When a loan has shown significant increase in credit risk since origination, the Company records an allowance for life time expected credit loss as above, but the PD and LGD is estimated over the lifetime of the loan.

Stage 3: For loans considered credit impaired, life time ECL is recognized. The method is similar to that for Stage 2 loans / assets, with the PD set at 100%.


ECL based on simplified approach:

The Company follows 'simplified approach' for recognition of impairment loss allowance on trade receivables. The application of simplified approach does not require the Company to track changes in credit risk. Rather, it recognizes impairment loss allowance based on lifetime ECLs at each reporting date, right from its initial recognition. However, if receivables contain a significant financing component, the Company chooses as its accounting policy to measure the loss allowance by applying general approach to measure ECL.

The Company also adopts a loss-based approach to calculate ECL for assets predominantly secured by listed / quoted financial securities. (Refer Note 30).

Offsetting of Financial Instruments

Financial assets and financial liabilities are offset and the net amount is reported in the balance sheet if there is a currently enforceable legal right to offset the recognized amounts and there is an intention to settle on a net basis, to realize the assets and settle the liabilities simultaneously.



Handwritten signature



AXIS FINANCE LIMITED

Notes forming part of financial statements for the year ended March 31, 2023

(All amounts are in rupees lakhs, except per share data and as stated otherwise)

Write Off

Loans and Debt Securities are written off when the company has no reasonable expectations of recovering the financial asset (either in its entirety or a portion of it). This is the case when the Company determines that the borrower does not have assets or sources of income that could generate sufficient cash flows to repay the amounts, subject to the write-off. A write-off constitutes a derecognition event. The Company may apply enforcement activities to the financial assets written off. Recoveries resulting from the Company's enforcement activities will result in impairment gains and will be recognized in the Statement of Profit and Loss.

3.1.7 Derivative financial instruments

The Company enters into forward contracts to hedge the foreign currency risk of firm commitments and highly probable forecast transactions. Derivatives are initially recognised at fair value at the date the derivative contracts are entered into and are subsequently re-measured to their fair value at the end of each reporting period. The resulting gain or loss is recognised in the Statement of Profit and Loss immediately unless the derivative is designated and effective as a hedging instrument, in which event the timing of the recognition in the Statement of Profit and Loss depends on the nature of the hedging relationship and the nature of the hedged item.



Cash Flow Hedges

A cash flow hedge is a hedge of the exposure to variability in cash flows that is attributable to a particular risk associated with a recognized asset or liability (such as all or some future interest payments on variable rate debt) or a highly probable forecast transaction and could affect profit and loss. For designated and qualifying cash flow hedges, the effective portion of the cumulative gain or loss on the hedging instrument is initially recognized directly in OCI within equity (cash flow hedge reserve). The ineffective portion of the gain or loss on the hedging instrument is recognized immediately in Finance Cost in the statement of profit and loss. When the hedged cash flow affects the statement of profit and loss, the effective portion of the gain or loss on the hedging instrument is recorded in the corresponding income or expense line of the statement of profit and loss. When a hedging instrument expires, is sold, terminated, exercised, or when a hedge no longer meets the criteria for hedge accounting, any cumulative gain or loss that has been recognized in OCI at that time remains in OCI and is recognized when the hedged forecast transaction is ultimately recognized in the statement of profit and loss. When a forecast transaction is no longer expected to occur, the cumulative gain or loss that was reported in OCI is immediately transferred to the statement of profit and loss. The Company's hedging policy only allows for effective hedging relationships to be considered as hedges as per the relevant Ind-AS. Hedge effectiveness is determined at the inception of the hedge relationship, and through periodic prospective effectiveness assessments to ensure that an economic relationship exists between the hedged item and hedging instrument. The Company enters into hedge relationships where the critical terms of the hedging instrument match with the terms of the hedged item, and so a qualitative and quantitative assessment of effectiveness is performed.

Fair Value Hedges

Fair value hedges hedge the exposure to changes in the fair value of a recognised asset or liability, or an identified portion of such an asset, liability, that is attributable to a particular risk and could affect profit or loss.

For designated and qualifying fair value hedges, the cumulative change in the fair value of a hedging derivative is recognised in the statement of profit and loss in Finance Costs. Meanwhile, the cumulative change in the fair value of the hedged item attributable to the risk hedged is recorded as part of the carrying value of the hedged item in the balance sheet and is also recognised in the statement of profit and loss in Finance Cost.



AXIS FINANCE LIMITED

Notes forming part of financial statements for the year ended March 31, 2023

(All amounts are in rupees lakhs, except per share data and as stated otherwise)

The Company classifies a fair value hedge relationship when the hedged item (or group of items) is a distinctively identifiable asset or liability hedged by one or a few hedging instruments. The financial instruments hedged for interest rate risk in a fair value hedge relationship is fixed rate debt issued and other borrowed funds. If the hedging instrument expires or is sold, terminated or exercised, or where the hedge no longer meets the criteria for hedge accounting, the hedge relationship is discontinued prospectively. If the relationship does not meet hedge effectiveness criteria, the Company discontinues hedge accounting from the date on which the qualifying criteria are no longer met. For hedged items recorded at amortised cost, the accumulated fair value hedge adjustment to the carrying amount of the hedged item on termination of the hedge accounting relationship is amortised over the remaining term of the original hedge using the recalculated EIR method by recalculating the EIR at the date when the amortisation begins. If the hedged item is derecognised, the unamortised fair value adjustment is recognised immediately in the statement of profit and loss.

3.2 Fair Value Measurement

The Company measures financial instruments such as investment in mutual funds at fair value at each balance sheet date. Fair value is the price that would be received to sell an asset or paid to transfer a liability in an orderly transaction between market participants at the measurement date. Fair value measurement is based on the presumption that the transaction to sell the asset or transfer the liability takes place either:

- In the principal market for the asset or liability, or
- In the absence of a principal market, in the most advantageous market for the asset or liability

The principal or the most advantageous market must be accessible by the Company.

The fair value of an asset or a liability is measured using the assumptions that market participants would use when pricing the asset or liability, assuming that market participants act in their economic best interest.

A fair value measurement of a non-financial asset takes into account a market participant's ability to generate economic benefits by using the asset in its highest and best use or by selling it to another market participant that would use the asset in its highest and best use.



Fair value hierarchy

Ind AS 107, 'Financial Instrument - Disclosure' requires classification of the valuation method of financial instruments measured at fair value in the Balance Sheet, using a three level fair-value-hierarchy (which reflects the significance of inputs used in the measurements). The hierarchy gives the highest priority to un-adjusted quoted prices in active markets for identical assets or liabilities (Level 1 measurements) and lowest priority to un-observable inputs (Level 3 measurements). The three levels of the fair-value-hierarchy under Ind AS 107 are described below:

Level 1: Level 1 hierarchy includes financial instruments measured using quoted prices.

Level 2: The fair value of financial instruments that are not traded in an active market is determined using valuation techniques which maximize the use of observable market data and rely as little as possible on entity specific estimates. If all significant inputs required to fair value an instrument are observable, the instrument is included in level 2.

Level 3: If one or more of the significant inputs is not based on observable market data, the instrument is included in level 3. This is the case for unlisted equity securities included in level 3.



AXIS FINANCE LIMITED

Notes forming part of financial statements for the year ended March 31, 2023

(All amounts are in rupees lakhs, except per share data and as stated otherwise)

3.3 Property, plant and equipment ('PPE')

PPE are held for use in supply of services and for administrative purpose, used for more than one period and not held for sale in the normal course of business. PPE and Capital work-in-progress ('CWIP') are stated at cost, net of accumulated depreciation.

Subsequent costs are included in the assets carrying amount or recognized as a separate asset, as appropriate only if it is probable that the expenditure incurred will increase the future economic benefits / functionality capability of the asset and that the cost of the item can be reliably measured. The carrying amount of any component accounted for as a separate asset is derecognized when replaced and resulting gain / loss, if any, is recognized in other income / expenses in the Statement of Profit and Loss in the year the asset is derecognized. All other repair and maintenance are charged to the Statement of Profit and Loss during the reporting period in which they are incurred.

Depreciation, estimated useful life and residual value


The depreciation is calculated on straight line method using the rates arrived based on useful lives as estimated by management. Depreciation on assets purchased during the period is provided on pro rata basis from the date asset is available for use as intended by management. Item of PPE is derecognized upon disposal, when no future economic benefits are expected from its use or disposal. The residual values, useful lives and method of depreciation of PPE are reviewed annually and adjusted prospectively.

The Company has used below estimated useful lives to provide depreciation and amortization on its Property, plant and equipment.

| Assets | Estimated Useful Life (in years) as per Companies Act, 2013 | Estimated Useful Life (in years) as per Management |
|---------------------------|-------------------------------------------------------------|----------------------------------------------------|
| Tangible Assets: | | |
| Computers | 3 | 3 |
| Servers | 3 | 3 |
| Furniture & Fixtures | 10 | 10 |
| Office Equipment | 5 | 5 |
| Vehicles | 8 | 4 |
| Land and Building | 60 | 60 |
| Leasehold improvements | As per Lease term | As per Lease term |
| Intangible Assets: | | |
| Software | 3 | 5 |

The management has estimated, supported by independent assessment by professionals, the useful life of the following class of asset.

The management believes that these estimated useful lives are realistic and reflect fair approximation of the period over which the assets are likely to be used. Consequently, the useful life of certain vehicles and software differ from the life prescribed in Schedule II of the Act. Vehicles are depreciated over the estimated useful life of 4 years which is lower than those indicated in schedule II.



AXIS FINANCE LIMITED

Notes forming part of financial statements for the year ended March 31, 2023

(All amounts are in rupees lakhs, except per share data and as stated otherwise)

The residual values, useful lives and methods of depreciation of property, plant and equipment are reviewed at each financial year end and adjusted prospectively, if appropriate.

Further, Company has made policy of considering the assets costing less than Rs. 10,000 as operating expenses i.e., fully depreciated in the year of purchase.

3.4 Other Intangible Assets and Amortization

Intangible assets are assets without physical substance, controlled by Company as a result of past events and from which future economic benefits are expected to flow. Intangible asset includes computer software. Intangible assets are stated at cost, net of accumulated amortization and accumulated impairment losses.

Such intangible assets are subsequently measured at cost less accumulated amortization and any accumulated impairment losses. The useful life of these intangible assets is estimated at 5 years with zero residual value. Amortization on assets purchased during the year is provided on pro rata basis from the date asset is available for use. The residual values, useful lives and method of amortization are reviewed annually and adjusted prospectively.

Intangible assets not ready for the intended use on the date of Balance Sheet are disclosed as "Intangible assets under development.

Gains and losses arising from derecognition of an intangible asset are measured as the difference between the net disposal proceeds and the carrying amount of the asset and are recognized in the statement of profit or loss when the asset is derecognized.

3.5 Impairment of Assets

The Company assesses, at each reporting date, whether there is an indication that an asset may be impaired. If any indication exists, or when annual impairment testing for an asset is required, the Company estimates the asset's recoverable amount.


A previously recognized impairment loss is reversed only if there has been a change in the assumptions used to determine the asset's recoverable amount since the last impairment loss was recognized. The reversal is limited so that the carrying amount of asset does not exceed its recoverable amount, nor exceed the carrying amount that would have been determined, net of depreciation, had no impairment loss been recognized for the asset in prior years. Such reversal is recognized in the statement of profit or loss unless the asset is carried at a revalued amount, in which case, the reversal is treated as a revaluation increase.

3.6 Recognition of Revenue


Revenue (other than for those items to which Ind AS 109 Financial Instruments are applicable) is measured at fair value of the consideration received or receivable. Ind AS 115 Revenue from contracts with customers outlines a single comprehensive model of accounting for revenue arising from contracts with customers and supersedes current revenue recognition guidance found within Ind AS.

The Company recognizes revenue from contracts with customers based on a five step model as set out in Ind 115:

Step 1: Identify contract(s) with a customer: A contract is defined as an agreement between two or more parties that creates enforceable rights and obligations and sets out the criteria for every contract that must be met.



Handwritten signature



AXIS FINANCE LIMITED

Notes forming part of financial statements for the year ended March 31, 2023

(All amounts are in rupees lakhs, except per share data and as stated otherwise)

Step 2: Identify performance obligations in the contract: A performance obligation is a promise in a contract with a customer to transfer a good or service to the customer.

Step 3: Determine the transaction price: The transaction price is the amount of consideration to which the Company expects to be entitled in exchange for transferring promised goods or services to a customer, excluding amounts collected on behalf of third parties.

Step 4: Allocate the transaction price to the performance obligations in the contract: For a contract that has more than one performance obligation, the Company allocates the transaction price to each performance obligation in an amount that depicts the amount of consideration to which the Company expects to be entitled in exchange for satisfying each performance obligation.

Step 5: Recognize revenue when (or as) the Company satisfies a performance obligation

3.6.1 Interest Income

Interest income on a financial asset at amortised cost is recognised on a time proportion basis taking into account the amount outstanding and the effective interest rate ('EIR'). The EIR is the rate that exactly discounts estimated future cash flows of the financial asset through the expected life of the financial asset or, where appropriate, a shorter period, to the net carrying amount of the financial instrument. The internal rate of return on financial asset after netting off the fees received and cost incurred approximates the effective interest rate method of return for the financial asset. The future cash flows are estimated taking into account all the contractual terms of the instrument.

The interest income is calculated by applying the EIR to the gross carrying amount of non-credit impaired financial assets (i.e. at the amortised cost of the financial asset before adjusting for any expected credit loss allowance). For credit-impaired financial assets the interest income is calculated by applying the EIR to the amortised cost of the credit-impaired financial assets (i.e. the gross carrying amount less the allowance for ECLs).

3.6.2 Dividend income



Dividend income (including from FVOCI investments) is recognized when the Company's right to receive the payment is established, it is probable that the economic benefits associated with the dividend will flow to the entity and the amount of the dividend can be measured reliably.

3.6.3 Fees and Commission Income

Fees and commission income other than those that are integral part of EIR are recognized when the company satisfies the performance obligation over time and as the related services are performed.

3.6.4 Net gain on Fair value changes

Any differences between the fair values of financial assets classified as FVTPL held by the Company on the balance sheet date is recognised as an unrealised gain / loss. Any realised gain or loss on sale of financial instruments measured at FVTPL is recognized in net gain / loss on fair value changes. Similarly, any differences between the fair values of financial assets classified as fair value through other comprehensive income are disclosed in the OCI. However, net gain / loss on derecognition of financial instruments classified as amortized cost is presented separately under the respective head in the Statement of Profit and Loss.



AXIS FINANCE LIMITED

Notes forming part of financial statements for the year ended March 31, 2023

(All amounts are in rupees lakhs, except per share data and as stated otherwise)

3.6.5 Income from Direct assignment

Gains arising out of direct assignment transactions comprise the difference between the interest on the loan portfolio and the applicable rate at which the direct assignment is entered into with the assignee, also known as the right of Excess Interest Spread (EIS). The future EIS basis the expected cash flows on the execution of the transaction, discounted at the applicable rate entered into with the assignee is recorded upfront in the statement of profit and loss.

3.6.6 Upfront servicers fees booked on direct assignment

Servicer fees receivable for servicing loan contracts under direct assignment are discounted at the applicable rate entered into with the assignee and recognized upfront in the balance sheet and amortized on an actual cash flow basis over the contractual terms.

3.7 Cash and cash equivalents

Cash and cash equivalent in the balance sheet comprise cash at banks and on hand and short-term deposits and short term liquid investments with an original maturity of three months or less, which are subject to an insignificant risk of changes in value.

3.8 Foreign Currency Transactions

Transactions in foreign currencies are recorded at the rate of exchange prevailing on the date of transaction. Monetary assets and liabilities denominated in foreign currencies are translated at the functional currency at the rates of exchange on the reporting date. Exchange difference on restatement of all other monetary items are recognized as Derivative assets/liabilities.




3.9 Provisions and Contingent liabilities

Provisions are recognized when the Company has a present obligation (legal or constructive) as a result of a past event, it is probable that an outflow of resources embodying economic benefits will be required to settle the obligation and a reliable estimate can be made of the amount of the obligation. The expenses relating to a provision is presented in the statement of profit or loss.

If the effect of the time value of money is material, provisions are discounted using a current pre-tax rate that reflects, when appropriate, the risks specific to the liability. When discounting is used, the increase in the provision due to the passage of time is recognized as a finance cost.

Contingent liability is a possible obligation that arises from past events whose existence will be confirmed by occurrence or non-occurrence of one or more uncertain future events beyond the control of the Company or a present obligation that is not recognized because it is not probable that an outflow of resources will be required to settle the obligation. A contingent liability also arises in extremely rare cases where there is liability that cannot be recognized because it cannot be measured reliably. The Company does not recognize a contingent liability but discloses its existence in the financial statement.

Contingent assets are not recognized in the financial statements since this may result in the recognition of income that may never be realized. However, when the realization of income is virtually certain, then the related asset is not a contingent asset and gets recognized.



AXIS FINANCE LIMITED

Notes forming part of financial statements for the year ended March 31, 2023

(All amounts are in rupees lakhs, except per share data and as stated otherwise)

The preparation of financial statements in conformity with Ind AS requires the management to make judgments, estimates and assumptions that affect the reported amounts of revenues, expenses, assets and liabilities and the disclosure of contingent liabilities, at the end of the reporting period. Although these estimates are based on the management's best knowledge of current events and actions, uncertainty about these assumptions and estimates could result in the outcomes requiring a material adjustment to the carrying amounts of assets or liabilities in future periods. These are reviewed at each year end and reflect the best current estimate.

3.10 Finance costs

Finance costs include interest expense computed by applying the effective interest rate on respective financial instruments measured at amortized cost. Financial instruments include bank term loans, non-convertible debentures, commercial papers, subordinated debts and exchange differences arising from foreign currency borrowings to the extent they are regarded as an adjustment to the interest cost. Finance costs are charged to the Statement of profit and loss.

3.11 Employee Benefits

(A) Short-term employee benefits

Liabilities for salaries and wages, including non-monetary benefits in respect of employees' services up to the end of the reporting period, are recognized as liabilities (and expenses) and are measured at the amounts expected to be paid when the liabilities are settled.

The Company also recognizes a liability, and records an expense for bonuses (including performance-linked bonuses) where contractually obliged or where there is a past practice that has created a constructive obligation.

Provident Fund

Retirement benefit in the form of provident fund is defined contribution scheme. The Company recognizes contribution payable to provident fund scheme as expenditure, when an employee renders the related service.



ESIC and Labour welfare Fund (LWF)

The Company's contribution paid / payable during the year to ESIC and LWF are recognized in the Statement of Profit and Loss.

Gratuity

The Company provides for the gratuity, a defined benefit retirement plan covering all employees. The Company accounts for liability of future gratuity benefits based on an external actuarial valuation on projected unit credit method carried out for assessing liability as at the reporting date. Gratuity is funded with an approved trust.

In respect of Gratuity being post-retirement benefits, remeasurements, comprising actuarial gains and losses, the effect of the changes to the asset ceiling, (if applicable) and the return on plan assets (excluding net interest) are reflected immediately in the Balance Sheet with a charge or credit recognized in other comprehensive income in the period in which they occur.



AXIS FINANCE LIMITED

Notes forming part of financial statements for the year ended March 31, 2023

(All amounts are in rupees lakhs, except per share data and as stated otherwise)

Re-measurement recognized in other comprehensive income is reflected immediately in retained earnings, and will not be reclassified to the Statement of Profit and Loss.

Past service costs are recognised in the Statement of Profit and Loss on the earlier of:

- the date of the plan amendment or curtailment, and
- the date that the Company recognises related restricting costs.

The Company recognises the following changes in the net defined benefit obligation under employee benefit expenses in the Statement of Profit and Loss:

- service costs (including current service cost, past service cost, as well as gains and losses on curtailments and settlements); and
- net interest expenses or income.

The Company presents the above two components of defined benefit costs in the Statement of Profit and Loss in the line item 'Employee Benefits Expense'.

Share based payments

The Parent Bank (Axis Bank Ltd.) issues stock options to certain select employees of the Company. These transactions are recognized as equity-settled share based payment transactions. The stock compensation expense is determined based on grant date fair value of options and the parent banks estimate of options that will eventually vest and is recognized on a straight line basis over the vesting period in the statement of Profit and Loss.

For options granted till FY 2020, corresponding impact is given to Other Equity as "Deemed Capital Contribution" as the cost was not recovered by the parent bank.

However, for the options granted post FY 2020 (with effect from 1 July 2021), the Parent Bank had started recovering the cost from the Company.



3.12 Other Income & Expenses

All Other income and expense are recognized in the period they occur.

3.13 Leases

The Company as a lessee

The Company's lease assets primarily consist of leases for land and buildings. The Company assesses whether a contract contains a lease, at inception of a contract. A contract is, or contains, a lease if the contract conveys the right to control the use of an identified asset for a period of time in exchange for consideration. To assess whether a contract conveys the right to control the use of an identified asset, the Company assesses whether: (1) the contract involves the use of an identified asset (2) the Company has substantially all of the economic benefits from use of the asset through the period of the lease and (3) the Company has the right to direct the use of the asset.



AXIS FINANCE LIMITED

Notes forming part of financial statements for the year ended March 31, 2023

(All amounts are in rupees lakhs, except per share data and as stated otherwise)

At the date of commencement of the lease, the Company recognizes right – of – use (“ROU”) asset and a corresponding lease liability for all lease arrangements in which it is a lessee, except for leases with a term of twelve months or less (short term leases) and low value leases. For these short term and low value leases, the Company recognizes the lease payments as an operating expense on a straight-line basis over the term of the lease.

Certain lease arrangements include the options to extend or terminate the lease before the end of the lease term. ROU assets and lease liabilities includes these options when it is reasonably certain that they will be exercised.

The right-of-use assets are initially recognized at cost, which comprises the initial amount of the lease liability adjusted for any lease payments made at or prior to the commencement date of the lease plus any initial direct costs less any lease incentives. They are subsequently measured at cost less accumulated depreciation and impairment losses.

Right-of-use assets are depreciated from the commencement date on a straight-line basis over the shorter of the lease term and useful life of the under lying asset. Right of use assets are evaluated for recoverability whenever events or changes in circumstances indicate that their carrying amounts may not be recoverable. For the purpose of impairment testing, the recoverable amount (i.e. the higher of the fair value less cost to sell and the value in use) is determined on an individual asset basis unless the asset generates cash flows that are largely dependent of those from other assets. In such cases, the recoverable amount is determined for the Cash Generating Unit (CGU) to which the asset belongs.

The lease liability is initially measured at amortised cost at the present value of the future lease payments. The lease payments are discounted using the interest rate implicit in the lease or, if not readily determinable, using the incremental borrowing rates in the country of domicile of the leases. Lease liabilities are remeasured with a corresponding adjustment to the related right of use asset if the Company changes its assessment on exercise of an extension or a termination option.

Lease liability and ROU asset have been separately presented in the Balance Sheet and lease payments have been classified as financing cash flows.

3.14 Goods and services tax paid on acquisition of assets or on incurring expenses


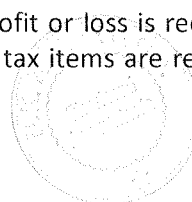
Expenses and assets are recognised net of the goods and services tax paid, except when the tax incurred on a purchase of assets or services is not recoverable from the tax authority, in which case, the tax paid is recognised as part of the cost of acquisition of the asset or as part of the expense item, as applicable. The net amount of tax recoverable from, or payable to, the tax authority is included as part of receivables or payables, respectively, in the balance sheet.

3.15 Taxes

Current income Tax

Current income tax is measured at the amount expected to be paid to the tax authorities in accordance with the Income Tax Act 1961. The tax rates and tax laws used to compute the Income tax are those enacted or substantively enacted at the reporting date.

Current income tax relating to items recognized outside profit or loss is recognized outside profit or loss (either in other comprehensive income or equity). Current tax items are recognized in correlation to the



AXIS FINANCE LIMITED

Notes forming part of financial statements for the year ended March 31, 2023

(All amounts are in rupees lakhs, except per share data and as stated otherwise)

underlying transaction either in OCI or directly in equity. Management periodically evaluates positions taken in the tax returns with respect to situations in which applicable tax regulations are subject to interpretation and establishes provisions where appropriate.

Deferred Tax

Deferred tax is provided using the liability method on temporary differences between the tax bases of assets and liabilities and their carrying amounts for financial reporting purposes at the reporting date.

Deferred tax liabilities are recognized for all taxable temporary differences, except:

-When the deferred tax liability arises from the initial recognition of goodwill or an asset or liability in a transaction that is not a business combination and, at the time of the transaction, affects neither the accounting profit nor taxable profit or loss.

-In respect of taxable temporary differences associated with investments in subsidiaries, associates and interests in joint ventures, when the timing of the reversal of the temporary differences can be controlled and it is probable that temporary differences will not reverse in the foreseeable future.

Deferred tax assets are recognized for all deductible temporary differences, the carry forward of unused tax credits and any unused tax losses. Deferred tax assets are recognized to the extent that it is probable that taxable profit will be available against which the deductible temporary differences, and the carry forward of unused tax credits and unused tax losses can be utilized, except:

-When the deferred tax asset relating to the deductible temporary difference arises from the initial recognition of an asset or liability in a transaction that is not a business combination and, at the time of the transaction, affects neither the accounting profit nor taxable profit or loss.



-In respect of deductible temporary differences associated with investments in subsidiaries, associates and interest in joint ventures, deferred tax assets are recognized only to the extent that it is probable that the temporary differences will reverse in the foreseeable future and taxable profit will be available against which the temporary differences can be utilized.

The carrying amount of deferred tax assets is reviewed at each reporting date and reduced to the extent that it is no longer probable that sufficient taxable profit will be available to allow all or part of the deferred tax asset to be utilized.

Deferred tax assets and liabilities are measured at the tax rates that are expected to apply in the year when the asset is realized to the liability is settled, based on tax rates (and tax laws) that have been enacted or substantively enacted at the reporting date.

Deferred tax relating to items recognized outside profit or loss is recognized outside profit or loss (either in other comprehensive income or in equity). Deferred tax items are recognized in correlation to the underlying transaction either in OCI or directly in equity.

Deferred tax assets and deferred tax liabilities are offset if a legally enforceable right exists to set off current tax assets against current tax liabilities and the deferred taxes relate to the same taxable entity and the same taxation authority.



AXIS FINANCE LIMITED

Notes forming part of financial statements for the year ended March 31, 2023

(All amounts are in rupees lakhs, except per share data and as stated otherwise)

3.16 Earnings Per Share

Basic Earnings per share (EPS) is calculated by dividing the net profit or loss for the year attributable to Equity Shareholders by the weighted average number of equity shares outstanding during the year. Earnings considered in ascertaining the EPS is the net profit for the year and any attributable tax thereto for the period.

For the purpose of calculating diluted earnings per share, the net profit or loss for the year attributable to equity shareholders and the weighted average number of shares outstanding during the year are adjusted for the effects of all dilutive potential equity shares.

3.17 Events after the reporting period

Events after the reporting period are those events, both favorable and unfavorable that occur between end of the reporting period and the date on which the financial statements are approved for issue.

Adjusting Events

Events which provide further evidence of conditions that existed at the end of the reporting period are adjusting events. Financials have been adjusted for those events.

Non-adjusting Events

Events which are of indicative of conditions that arise after the end of the reporting period are Non-adjusting events. Disclosure of the nature of event and estimate of its financial effect have been made in the financial statements.



There have been no events after the reporting date that require disclosure in these financial statements.

3.18 Statement of Cash Flows

Cash flows are reported using the indirect method, whereby profit for the year is adjusted for the effects of transactions of a non-cash nature, any deferrals or accruals of past or future operating cash receipts or payments and items of income or expenses associated with investing or financing cash flows. The cash flows from operating, investing and financing activities of the Company are segregated.

3.19 Segment Reporting

Operating business segment results are reviewed regularly by the Company's Chief Operating Decision Maker to make decisions about resources to be allocated to the segments and assess their performance. Business segment is the primary segment comprising of 'Financing activity'. As the Company operates only in a single business segment, no segment information thereof is given as required under Ind AS 108.



AXIS FINANCE LIMITED

Notes forming part of financial statements for the year ended March 31, 2023

(All amounts are in rupees lakhs, except per share data and as stated otherwise)

3.20 Significant accounting judgments, estimates and assumptions

The preparation of Ind AS financial statements requires management to make judgments, estimates and assumptions that affect the reported amount of revenue, expenses, assets and liabilities and the accompanying disclosures, as well as the disclosure of contingent liabilities. Uncertainty about these assumptions and estimates could result in outcomes that require a material adjustment to the carrying amount of assets or liabilities affected in future periods.

Judgments




In the process of applying the accounting policies, management has made the following judgments, which have a significant risk of causing a material adjustment to carrying amounts of assets and liabilities within the next financial year.

a) Business model assessment

Classification and measurement of financial assets depends on the results of the SPPI and the business model test. The Company determines the business model at a level that reflects how groups of financial assets are managed together to achieve a particular business objective. This assessment includes judgement reflecting all relevant evidence including how the performance of the assets is evaluated and their performance measured, the risks that affect the performance of the assets and how these are managed and how the managers of the assets are compensated. The Company monitors financial assets measured at amortised cost or fair value through other comprehensive income that are derecognised prior to their maturity to understand the reason for their disposal and whether the reasons are consistent with the objective of the business for which the asset was held. Monitoring is part of the Company's continuous assessment of whether the business model for which the remaining financial assets are held continues to be appropriate and if it is not appropriate whether there has been a change in business model and so a prospective change to the classification of those assets.

b) Fair Value of Financial instruments

When the fair values of financial assets and financial liabilities recorded in the balance sheet cannot be measured based on quoted prices in active markets, their fair value is measured using various valuation techniques. The inputs to these models are taken from observable markets where possible, but where this is not feasible, a degree of judgment is required in establishing fair values. Judgments include considerations of inputs such as liquidity risk, credit risk and volatility. Changes in assumptions about these factors could affect the reported fair value of financial instruments.



AXIS FINANCE LIMITED

Notes forming part of financial statements for the year ended March 31, 2023

(All amounts are in rupees lakhs, except per share data and as stated otherwise)

c) Effective Interest Rate (EIR) method

The Company's EIR methodology, recognises interest income / expense using a rate of return that represents the best estimate of a constant rate of return over the expected behavioural life of loans given / taken and recognises the effect of potentially different interest rates at various stages and other characteristics of the product life cycle (including prepayments and penalty interest and charges). This estimation, by nature, requires an element of judgement regarding the expected behaviour and life-cycle of the instruments, as well expected changes to India's base rate and other fee income/expense that are integral parts of the instrument.

d) Impairment of financial asset

The measurement of impairment losses across all categories of financial assets requires judgement, in particular, the estimation of the amount and timing of future cash flows and collateral values when determining impairment losses and the assessment of a significant increase in credit risk. These estimates are driven by a number of factors, changes which can result in different levels of allowances. It has been the Company's policy to regularly review its models in the context of actual loss experience and adjust when necessary. The impairment loss on loans and advances is disclosed in more detail in Note 30.

e) Provisions and other contingent liabilities

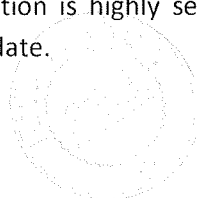
The Company operates in a regulatory and legal environment that, by nature, has a heightened element of litigation risk inherent to its operations. As a result, it is involved in various litigation, arbitration and proceedings in the ordinary course of the Company's business. When the Company can reliably measure the outflow of economic benefits in relation to a specific case and considers such outflows to be probable, the Company records a provision against the case. Where the probability of outflow is considered to be remote, or probable, but a reliable estimate cannot be made, a contingent liability is disclosed. Given the subjectivity and uncertainty of determining the probability and amount of losses, the Company takes into account a number of factors including legal advice, the stage of the matter and historical evidence from similar incidents. Significant judgement is required to conclude on these estimates.

f) Deferred Tax

Deferred tax is recorded on temporary differences between the tax bases of assets and liabilities and their carrying amounts, at the rates that have been enacted or substantively enacted at the reporting date. The ultimate realisation of deferred tax assets is dependent upon the generation of future taxable profits during the periods in which those temporary differences become deductible. The Company considers the expected reversal of deferred tax liabilities and projected future taxable income in making this assessment. The amount of the deferred tax assets considered realisable, however, could be reduced in the near term if estimates of future taxable income during the carry-forward period are reduced.

g) Defined benefit plans

The cost of the defined benefit plans and the present value of the defined benefit obligation are based on actuarial valuation using the projected unit credit method. An actuarial valuation involves making various assumptions that may differ from actual developments in the future. These include the determination of the discount rate, future salary increases and mortality rates. Due to the complexities involved in the valuation and its long-term nature, a defined benefit obligation is highly sensitive to changes in these assumptions. All assumptions are reviewed at each reporting date.



AXIS FINANCE LIMITED

Notes forming part of financial statements for the year ended March 31, 2023

(All amounts are in rupees lakhs, except per share data and as stated otherwise)

3.21 Standards / amendments to Standards issued but not yet effective:

Ministry of Corporate Affairs (MCA) notifies new standards or amendments to the existing standards under Companies (Indian Accounting Standards) Rules as issued from time to time. On March 31, 2023, MCA amended the Companies (Indian Accounting Standards) Rules, 2023. The effective date for adoption of these amendments is annual period beginning on or after April 1, 2023.

The amendments are as below:-

Ind AS 1 – Presentation of Financial Statements

The amendments require companies to disclose their material accounting policies rather than their significant accounting policies. Accounting policy information, together with other information, is material when it can reasonably be expected to influence decisions of primary users of general-purpose financial statements. The Company is evaluating its material accounting policies which will be disclosed as a part of financial statements from the date of application of this amendment.

Ind AS 12 – Income Taxes

The amendments clarify how companies account for deferred tax on transactions such as leases and decommissioning obligations. The amendments narrowed the scope of the recognition exemption in paragraphs 15 and 24 of Ind AS 12 (recognition exemption) so that it no longer applies to transactions that, on initial recognition, give rise to equal taxable and deductible temporary differences. At present deferred tax is recognized by the Company on such transactions. The Company expect that this amendment will not have any impact.



Ind AS 8 – Accounting Policies, Changes in Accounting Estimates and Errors

The amendments will help entities to distinguish between accounting policies and accounting estimates. The amendment has also introduced a definition of “accounting estimates”. The Company has disclosed all estimates considered in its financial statements. Further the Company will evaluate the material estimates used in preparation of financial statements and shall be disclosed as a part of financial statements from the date of application of this amendment.

3.22 Assessment of COVID - 19 Impact

The Covid 19 pandemic which impacted business and economies across the world over last two years, continues to pose uncertainties even till date. The management has evaluated the actual and potential impact of the pandemic on its Financial Statements.

The Company holds adequate impairment allowance as at March 31, 2023 against potential impact of COVID-19 based on the information available at this point in time. The impairment allowance held by the Company is in excess of the RBI prescribed norms. Based on the internal assessment undertaken, the Company believes it has sufficient liquidity to honour its liabilities due over the next 12 months.



AXIS FINANCE LIMITED

Notes forming part of financial statements for the year ended March 31, 2023

(All amounts are in rupees lakhs, except per share data and as stated otherwise)

4 Cash and cash equivalents

| Particulars | As at March 31, 2023 | As at March 31, 2022 |
|----------------------------------------|-------------------------|-------------------------|
| Balances with banks | 45,536.59 | 14,585.53 |
| Investment in highly liquid securities | 29,979.47 | 20,000.00 |
| Total | 75,516.06 | 34,585.53 |

4a Bank balance other than cash and cash equivalents

| Particulars | As at March 31, 2023 | As at March 31, 2022 |
|--------------------------|-------------------------|-------------------------|
| Fixed Deposits with Bank | - | 183.13 |
| Total | - | 183.13 |

5 Receivables

| Particulars | As at March 31, 2023 | As at March 31, 2022 |
|--------------------------------------------------|-------------------------|-------------------------|
| a) Trade Receivables considered good – Unsecured | | |
| - Related parties | - | 552.30 |
| - Others | 13.88 | 49.68 |
| b) Other Receivables considered good – Unsecured | - | - |
| Total Receivables | 13.88 | 601.98 |
| Less: Impairment loss allowance | - | - |
| Total | 13.88 | 601.98 |

No amount is due from directors or other officers of the Company either severally or jointly with any other person, or from firms or private companies respectively in which any director is a partner, a director or a member.



5a Receivables ageing as at 31 March, 2023

| Particulars | Outstanding for following periods from due date of payment# | | | | | Total |
|------------------------------------------------------------------------------------|-------------------------------------------------------------|-------------------|-----------|-----------|-------------------|--------------|
| | Less than 6 months | 6 months - 1 year | 1-2 years | 2-3 years | More than 3 years | |
| (i) Undisputed Trade receivables – considered good, Unsecured | 13.88 | - | - | - | - | 13.88 |
| (ii) Undisputed Trade Receivables – which have significant increase in credit risk | - | - | - | - | - | - |
| (iii) Undisputed Trade Receivables – credit impaired | - | - | - | - | - | - |
| (iv) Disputed Trade Receivables – considered good | - | - | - | - | - | - |
| (v) Disputed Trade Receivables – which have significant increase in credit risk | - | - | - | - | - | - |
| (vi) Disputed Trade Receivables – credit impaired | - | - | - | - | - | - |

Receivables ageing as at 31 March, 2022

| Particulars | Outstanding for following periods from due date of payment# | | | | | Total |
|------------------------------------------------------------------------------------|-------------------------------------------------------------|-------------------|-----------|-----------|-------------------|---------------|
| | Less than 6 months | 6 months - 1 year | 1-2 years | 2-3 years | More than 3 years | |
| (i) Undisputed Trade receivables – considered good, Unsecured | 601.98 | - | - | - | - | 601.98 |
| (ii) Undisputed Trade Receivables – which have significant increase in credit risk | - | - | - | - | - | - |
| (iii) Undisputed Trade Receivables – credit impaired | - | - | - | - | - | - |
| (iv) Disputed Trade Receivables – considered good | - | - | - | - | - | - |
| (v) Disputed Trade Receivables – which have significant increase in credit risk | - | - | - | - | - | - |
| (vi) Disputed Trade Receivables – credit impaired | - | - | - | - | - | - |

#The ageing of the receivable is determined from the date of the transaction



AXIS FINANCE LIMITED

Notes forming part of financial statements for the year ended March 31, 2023

(All amounts are in rupees lakhs, except per share data and as stated otherwise)

8 Other financial assets

| Particulars | As at | As at |
|------------------------|------------------|-----------------|
| | March 31, 2023 | March 31, 2022 |
| Security Deposits | 885.71 | 371.47 |
| Advance Rental | 88.15 | 90.95 |
| Excess Interest Spread | 12,071.03 | - |
| Other Assets* | 585.35 | 613.03 |
| Total | 13,630.24 | 1,075.45 |

*It includes prepayment of Rs 414.33 lakhs (March 31, 2022 : Rs 74.95 lakhs)

9 Deferred taxation & Income Tax:


In accordance with Ind AS 12 "Income Taxes", the Company has accounted for deferred taxes during the year. Deferred tax comprises of timing difference on account of following:-

| Deferred Tax Asset/(Liability) | As at | As at |
|----------------------------------------------|-----------------|-----------------|
| | March 31, 2023 | March 31, 2022 |
| Depreciation | (115.49) | (118.52) |
| Unamortized Processing Fees | 634.58 | 1,822.41 |
| Lease and Deposit Fair Value | 26.06 | 46.52 |
| Fees on Loans Undisbursed | - | 246.70 |
| NCD Interest accrued and transaction cost | (220.77) | (267.64) |
| Term Loan at Amortised Cost | 43.69 | - |
| Fair Value of Investments | 63.55 | 54.44 |
| EIR Adjustment on Interest income | (0.16) | (18.64) |
| Cash flow hedge reserve | - | (1.61) |
| Expected Credit Loss | 7,508.87 | 7,040.99 |
| Actuarial gain/loss on valuation of gratuity | 31.91 | 6.97 |
| Total | 7,972.24 | 8,811.62 |

Movement of Deferred Tax Assets/(Liability)

For the year ended March 31, 2023

| Deferred taxes in relation to | Deferred Tax Asset/(Liability) as on April 1, 2022 | Recognised in Statement of Profit and Loss | Recognised in Other Comprehensive Income | Recognised directly in equity | Total movement | Deferred Tax Asset/(Liability) Closing as on March 31, 2023 |
|----------------------------------------------|----------------------------------------------------|--------------------------------------------|------------------------------------------|-------------------------------|-----------------|-------------------------------------------------------------|
| Deferred tax assets | | | | | | |
| Unamortized Processing Fees | 1,822.41 | (1,187.83) | - | - | (1,187.83) | 634.58 |
| Lease and Deposit Fair Value | 46.52 | (20.46) | - | - | (20.46) | 26.06 |
| Fees on Loans Undisbursed | 246.70 | (246.70) | - | - | (246.70) | - |
| Fair Value of Investments | 54.44 | 9.11 | - | - | 9.11 | 63.55 |
| Expected Credit Loss | 7,040.99 | 467.88 | - | - | 467.88 | 7,508.87 |
| Actuarial gain/loss on valuation of gratuity | 6.97 | 24.94 | - | - | 24.94 | 31.91 |
| Deferred tax liabilities | | | | | | |
| Depreciation | (118.52) | 3.03 | - | - | 3.03 | (115.49) |
| Cash flow hedge reserve | (1.61) | 1.61 | - | - | 1.61 | - |
| EIR Adjustment on Interest income | (18.64) | 18.48 | - | - | 18.48 | (0.16) |
| Term Loan at Amortised Cost | - | 43.69 | - | - | 43.69 | 43.69 |
| NCD Interest accrued and transaction cost | (267.64) | 46.87 | - | - | 46.87 | (220.77) |
| | 8,811.62 | (839.38) | - | - | (839.38) | 7,972.24 |



AXIS FINANCE LIMITED

Notes forming part of financial statements for the year ended March 31, 2023

(All amounts are in rupees lakhs, except per share data and as stated otherwise)

Movement of Deferred Tax Assets/(Liability)

For the year ended March 31, 2022

| Deferred taxes in relation to | Deferred Tax Asset/(Liability) as on April 1, 2021 | Recognised in Statement of Profit and Loss | Recognised in Other Comprehensive Income | Recognised directly in equity | Total movement | Deferred Tax Asset/(Liability) Closing as on March 31, 2022 |
|-----------------------------------------------|----------------------------------------------------|--------------------------------------------|------------------------------------------|-------------------------------|-----------------|-------------------------------------------------------------|
| Deferred tax assets | | | | | | |
| Unamortized Processing Fees | 1,595.16 | 227.25 | - | - | 227.25 | 1,822.41 |
| Lease and Deposit Fair Value | 16.19 | 30.33 | - | - | 30.33 | 46.52 |
| Fees on Loans Undisbursed | 327.43 | (80.73) | - | - | (80.73) | 246.70 |
| Fair Value of Investments | 82.23 | (27.79) | - | - | (27.79) | 54.44 |
| Expected Credit Loss | 5,948.38 | 1,092.61 | - | - | 1,092.61 | 7,040.99 |
| Provision for Impairment on Trade Receivables | 1.33 | (1.33) | - | - | (1.33) | - |
| Actuarial gain/loss on valuation of gratuity | 12.48 | (5.51) | - | - | (5.51) | 6.97 |
| Deferred tax liabilities | | | | | | |
| Depreciation | (91.25) | (27.27) | - | - | (27.27) | (118.52) |
| Fair Value gain/loss on MF | (0.15) | 0.15 | - | - | 0.15 | - |
| Cash flow hedge reserve | - | (1.61) | - | - | (1.61) | (1.61) |
| EIR Adjustment on Interest income | - | (18.64) | - | - | (18.64) | (18.64) |
| NCD Interest accrued and transaction cost | (316.59) | 48.95 | - | - | 48.95 | (267.64) |
| Term Loan at Amortised Cost | (0.62) | 0.62 | - | - | 0.62 | - |
| | 7,574.59 | 1,237.03 | - | - | 1,237.03 | 8,811.62 |

| The components of income tax expense are as under | For the year ended March 31, 2023 | For the year ended March 31, 2022 |
|----------------------------------------------------------------------------|-----------------------------------|-----------------------------------|
| Current Tax | 18,638.61 | 13,006.87 |
| Adjustment in respect of current income tax of prior years | - | - |
| Deferred tax relating to origination and reversal of temporary differences | 792.95 | (1,237.62) |
| Total tax charge | 19,431.56 | 11,769.25 |
| Current Tax | 18,638.61 | 13,006.87 |
| Deferred tax | 792.95 | (1,237.62) |

| Income Tax recognised in Other comprehensive income | For the year ended | For the year ended |
|------------------------------------------------------------------------------|--------------------|--------------------|
| Income tax relating to items that will not be reclassified to profit or loss | 48.03 | (1.02) |
| Income tax relating to items that will be reclassified to profit or loss | (1.61) | 1.61 |
| Total income tax recognised in other comprehensive income (debit) | 46.42 | 0.59 |

Current Tax Assets (net)



| Particulars | As at March 31, 2023 | As at March 31, 2022 |
|------------------------------------------------------|----------------------|----------------------|
| Current Tax Assets (net of provision for income tax) | 7,465.77 | 3,261.56 |

Current tax liabilities (net)

| Particulars | As at March 31, 2023 | As at March 31, 2022 |
|-----------------------------------------------------|----------------------|----------------------|
| Current tax liabilities (net of advance income tax) | 3,364.94 | 2,418.79 |

The reconciliation of estimated income tax expense at tax rate to income tax expense reported in profit or loss is as follows:

| | For the year ended | For the year ended |
|----------------------------------------------------------------------------------------------------|--------------------|--------------------|
| Profit before tax | 77,341.71 | 46,403.19 |
| Applicable income tax rate (%) | 25.17 | 25.17 |
| Income tax expense calculated at applicable income tax rate | 19,465.37 | 11,678.75 |
| Tax effect of adjustments to reconcile expected income tax expense to reported income tax expense: | | |
| Difference other than temporary in nature on account of tax benefits and others | (33.81) | 90.50 |
| Income tax expense recognised in profit and loss | 19,431.56 | 11,769.25 |
| Effective tax rate for the period | 25.12% | 25.36% |



AXIS FINANCE LIMITED



Notes forming part of financial statements for the year ended March 31, 2023

(All amounts are in rupees lakhs, except per share data and as stated otherwise)

10 Property, Plant and Equipment

| Particulars | Computers | Office equipment | Furniture & fixtures | Leasehold Improvements | Vehicles | Land and Building | Total |
|-------------------------------------|-----------|------------------|----------------------|------------------------|----------|-------------------|----------|
| Cost: | | | | | | | |
| As at 1 April 2021 | 388.47 | 28.30 | 17.06 | - | 66.71 | 4.50 | 505.04 |
| Additions | 259.68 | 16.82 | 57.40 | | 44.03 | - | 377.93 |
| Disposals | - | (0.10) | - | | (42.51) | - | (42.61) |
| As at 31 March 2022 | 648.15 | 45.02 | 74.46 | - | 68.23 | 4.50 | 840.36 |
| Additions | 107.88 | 23.52 | 12.92 | 31.50 | 239.67 | - | 415.49 |
| Disposals | - | - | - | - | - | - | - |
| As at 31 March 2023 | 756.03 | 68.54 | 87.38 | 31.50 | 307.90 | 4.50 | 1,255.85 |
| Depreciation and impairment: | | | | | | | |
| As at 1 April 2021 | 254.42 | 8.05 | 3.05 | - | 40.94 | 0.50 | 306.96 |
| Disposals | - | - | - | - | (42.51) | - | (42.51) |
| Depreciation charge for the year | 136.53 | 6.40 | 4.07 | - | 14.72 | 0.08 | 161.80 |
| As at 31 March 2022 | 390.95 | 14.45 | 7.12 | - | 13.15 | 0.58 | 426.25 |
| Disposals | - | - | - | - | - | - | - |
| Depreciation charge for the year | 149.55 | 10.80 | 8.07 | 0.53 | 47.68 | 0.08 | 216.71 |
| As at 31 March 2023 | 540.50 | 25.25 | 15.19 | 0.53 | 60.83 | 0.66 | 642.96 |
| Net book value: | | | | | | | |
| As at 31 March 2022 | 257.20 | 30.57 | 67.34 | - | 55.08 | 3.92 | 414.11 |
| As at 31 March 2023 | 215.53 | 43.29 | 72.19 | 30.97 | 247.07 | 3.84 | 612.89 |

- 1) The Company does not have any benami properties as on reporting date.
- 2) The Company has not revalued any of its PPE during the year.
- 3) Title deeds of the immovable property (Land) is held in the name of the Company.
- 4) There is no charge on Land and Buildings.



Handwritten signature



11. Other Intangible Assets

| Particulars | Software | Total |
|-------------------------------------------|----------|----------|
| Computer software | | |
| Cost: | | |
| As at 1 April 2021 | 1,693.38 | 1,693.38 |
| Additions | 822.99 | 822.99 |
| Disposals | - | - |
| As at 31 March 2022 | 2,516.37 | 2,516.37 |
| Additions | 623.71 | 623.71 |
| Disposals | (18.00) | (18.00) |
| As at 31 March 2023 | 3,122.08 | 3,122.08 |
| Accumulative amortisation and impairment: | | |
| As at 1 April 2021 | 731.21 | 731.21 |
| Disposals | - | - |
| Amortisation charge for the year | 464.51 | 464.51 |
| As at 31 March 2022 | 1,195.72 | 1,195.72 |
| Disposals | (2.04) | (2.04) |
| Amortisation charge for the year | 552.93 | 552.93 |
| As at 31 March 2023 | 1,746.61 | 1,746.61 |
| Net book value Softwares: | | |
| As at 31 March 2022 | 1,320.65 | 1,320.65 |
| As at 31 March 2023 | 1,375.47 | 1,375.47 |
| Intangible assets under development | | |
| As at 31 March 2022 | 252.16 | 252.16 |
| As at 31 March 2023 | 13.44 | 13.44 |

1) The Company has not revalued any of its fixed assets during the year.

11a Capital-Work-in Progress (CWIP) and Intangible assets under development ageing as at March 31, 2023

| CWIP | Amount in CWIP for a period of | | | | Total |
|--------------------------------|--------------------------------|-----------|-----------|-------------------|-------|
| | Less than 1 year | 1-2 years | 2-3 years | More than 3 years | |
| Projects in progress | 13.44 | - | - | - | 13.44 |
| Projects temporarily suspended | - | - | - | - | - |

CWIP completion schedule

| CWIP | To be completed in | | | |
|---------------------------------------------------------------------------|--------------------|-----------|-----------|-------------------|
| | Less than 1 year | 1-2 years | 2-3 years | More than 3 years |
| Project 1 - API Integration | 4.38 | - | - | - |
| Project 2 - Applicant Tracking to managing the talent acquisition process | 4.78 | - | - | - |
| Project 3 - DSA onboarding portal | 4.28 | - | - | - |

Capital-Work-in Progress (CWIP) and Intangible assets under development ageing as at March 31, 2022


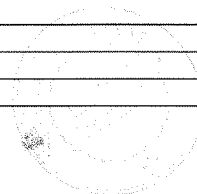

| CWIP | Amount in CWIP for a period of | | | | Total |
|--------------------------------|--------------------------------|-----------|-----------|-------------------|--------|
| | Less than 1 year | 1-2 years | 2-3 years | More than 3 years | |
| Projects in progress | 121.96 | 76.42 | 51.08 | 2.70 | 252.16 |
| Projects temporarily suspended | - | - | - | - | - |

CWIP completion schedule

| CWIP | To be completed in | | | |
|----------------------------------------------|--------------------|-----------|-----------|-------------------|
| | Less than 1 year | 1-2 years | 2-3 years | More than 3 years |
| Project 1 - Corporate Loan Management system | 31.98 | - | - | - |
| Project 2 - NPA identification solution | 39.00 | - | - | - |
| Project 3 - Data warehouse and others | 102.78 | 38.40 | 40.00 | - |

12 Other non-financial assets

| Particulars | As at March 31, | As at March 31, |
|--------------------------------------|-----------------|-----------------|
| Prepaid expenses | 894.94 | 755.59 |
| Balances with government authorities | | |
| - GST Input tax credit | 88.43 | 282.01 |
| Total | 983.37 | 1,037.60 |



AXIS FINANCE LIMITED



Notes forming part of financial statements for the year ended March 31, 2023

(All amounts are in rupees lakhs, except per share data and as stated otherwise)

13 Derivative financial instruments

| Particulars | As at March 31, 2023 | | | As at March 31, 2022 | | |
|------------------------------------------------------------------------------------------------------|-------------------------|----------------------|---------------------------|-------------------------|----------------------|---------------------------|
| | Notional Amounts | Fair Value Assets | Fair Value Liabilities | Notional Amounts | Fair Value Assets | Fair Value Liabilities |
| Part I | | | | | | |
| (i) Currency derivatives: | | | | | | |
| Spot and forwards | - | - | - | 45,409.98 | 407.28 | - |
| Subtotal (i) | - | - | - | 45,409.98 | 407.28 | - |
| (ii) Interest rate derivatives | | | | | | |
| Forward Rate Agreements and Interest Rate swaps | - | - | - | - | - | - |
| Subtotal (ii) | - | - | - | - | - | - |
| Total Derivative Financial Instruments (i)+(ii) | - | - | - | 45,409.98 | 407.28 | - |
| Part II | | | | | | |
| Included in above (Part I) are derivatives held for hedging and risk management purposes as follows: | | | | | | |
| (i) Fair value hedging: | | | | | | |
| Currency derivatives | - | - | - | - | - | - |
| Interest Rate derivatives | - | - | - | - | - | - |
| Subtotal (i) | - | - | - | - | - | - |
| (ii) Cash flow hedging: | | | | | | |
| Currency derivatives | - | - | - | 45,409.98 | 407.28 | - |
| Interest rate derivatives | - | - | - | - | - | - |
| Subtotal (ii) | - | - | - | 45,409.98 | 407.28 | - |
| (iii) Undesignated Derivatives | | | | | | |
| Currency Swaps | - | - | - | - | - | - |
| Subtotal (iii) | - | - | - | - | - | - |
| Total Derivative Financial Instruments (i)+(ii)+(iii) | - | - | - | 45,409.98 | 407.28 | - |

Note: The Company enters into derivatives for risk management purposes. Derivatives held for risk management purposes includes hedges that are meeting the hedge accounting requirements. The table shows that fair values of derivative financial instruments recorded as assets or liabilities together with their notional amounts. The notional amounts indicate the value of transactions outstanding at the year and are not indicative of either the market risk or credit risk.



14 Payables

| Particulars | As at March 31, 2023 | As at March 31, 2022 |
|-------------------------------------------------------------------------------|-------------------------|-------------------------|
| i) Trade Payables | | |
| a) total outstanding dues to micro and small enterprises | - | 18.62 |
| b) total outstanding dues of creditors other than micro and small enterprises | | |
| -Due to Related parties | 112.76 | 61.09 |
| -Due to others | 95.73 | 348.78 |
| ii) Other Payables | | |
| a) total outstanding dues to micro and small enterprises | 269.47 | 239.04 |
| b) total outstanding dues of creditors other than micro and small enterprises | 3,381.30 | 1,650.63 |
| Total | 3,859.26 | 2,318.16 |

1) No amount is due from directors or other officers of the Company either severally or jointly with any other person, or from firms or private companies respectively in which any director is a partner, a director or a member.

14a Trade Payables ageing as at March 31, 2023

| Particulars | Outstanding for following periods from due date of payment# | | | | Total |
|-----------------------------|-------------------------------------------------------------|-----------|-----------|-------------------|----------|
| | Less than 1 year | 1-2 years | 2-3 years | More than 3 years | |
| (i) MSME | 269.47 | - | - | - | 269.47 |
| (ii) Others* | 3,589.79 | - | - | - | 3,589.79 |
| (iii) Disputed dues – MSME | - | - | - | - | - |
| (iv) Disputed dues - Others | - | - | - | - | - |

1) Includes unbilled amount of Rs 3,381.30 lakhs

Trade Payables ageing as at March 31, 2022

| Particulars | Outstanding for following periods from due date of payment# | | | | Total |
|-----------------------------|-------------------------------------------------------------|-----------|-----------|-------------------|----------|
| | Less than 1 year | 1-2 years | 2-3 years | More than 3 years | |
| (i) MSME | 257.66 | - | - | - | 257.66 |
| (ii) Others* | 2,060.50 | - | - | - | 2,060.50 |
| (iii) Disputed dues – MSME | - | - | - | - | - |
| (iv) Disputed dues - Others | - | - | - | - | - |

1) Includes unbilled amount of Rs 1,889.67 lakhs

2) The ageing of Trade Payables is determined from the date of the transaction

15 Debt Securities

| Particulars | As at March 31, 2023 | As at March 31, 2022 |
|---------------------------------------|-------------------------|-------------------------|
| At Amortised Cost (In India) | | |
| Secured | | |
| Non Convertible Debentures (NCD) | 7,08,698.37 | 7,16,585.63 |
| Unsecured | | |
| Commercial paper | 93,000.00 | 1,10,000.00 |
| Less: Unamortised Discounting Charges | (5,342.92) | (1,372.43) |
| Total | 7,96,355.45 | 8,25,213.20 |



Security details for Secured non convertible debentures

- 1) Debentures are secured by: 1. First charge by way of mortgage on immovable property. 2. Pari passu charge by way of hypothecation of book debts and accounts receivable of minimum 1 to 1.1 time cover.
- 2) Non Convertible Debentures carry interest @ 5.25% to 8.80%. Unsecured commercial paper carry interest @ 7.85% to 8.16%. In respect of commercial paper, maximum amount outstanding during the period was ₹ in Lakhs 22,223.81 (31 March 2022: 2,99,342.09).
- 3) There are no redeemed debentures which the Company power to reissue.
- 4) There have been no default in payment of principal or interest during the year.
- 5) There are no Debt Securities measured at FVTPL or measure at designated at FVTPL
- 6) There is no Debt Instrument which has been issued Outside India


Particulars of Secured non convertible debentures

| Particulars | Face Value | Asset Cover | ROI | Qty | As at March 31, 2023 |
|------------------------------|------------|---------------|----------------|---------------|-------------------------|
| NCD maturing within one year | 10,00,000 | 1.0x to 1.10x | 0% to 8.40% | 18550 | 1,98,150.17 |
| NCD maturing after one year | 10,00,000 | 1.0x to 1.10x | 0% to 8.40% | 45840 | 4,45,502.23 |
| NCD maturing after one year | 1,00,000 | 1.0x to 1.10x | 8.07% to 8.35% | 64800 | 65,045.97 |
| | | | | 129190 | 7,08,698.37 |

| Particulars | Face Value | Asset Cover | ROI | Qty | As at March 31, 2022 |
|------------------------------|------------|---------------|-------------|--------------|-------------------------|
| NCD maturing within one year | 10,00,000 | 1.0x to 1.10x | 0% to 7.27% | 18220 | 1,98,821.98 |
| NCD maturing after one year | 10,00,000 | 1.0x to 1.10x | 0% to 7.27% | 49990 | 5,17,763.65 |
| | | | | 68210 | 7,16,585.63 |



Handwritten signature



AXIS FINANCE LIMITED

Notes forming part of financial statements for the year ended March 31, 2023

(All amounts are in rupees lakhs, except per share data and as stated otherwise)

Particulars of Commercial Paper

| Maturity date | Face Value | Qty | As at March 31, 2023 |
|-----------------------------|------------|--------|-------------------------|
| CP maturing within one year | 5,00,000 | 18,600 | 93,000.00 |
| | | 18,600 | 93,000.00 |

| Maturity date | Face Value | Qty | As at March 31, 2022 |
|-----------------------------|------------|--------|-------------------------|
| CP maturing within one year | 5,00,000 | 22,000 | 1,10,000.00 |
| | | 22,000 | 1,10,000.00 |

16 Borrowings (Other than debt securities)

| Particulars | As at March 31, 2023 | As at March 31, 2022 |
|--------------------------------------|-------------------------|-------------------------|
| At Amortised Cost (In India) | | |
| Secured | | |
| Loan from related party | 70,495.00 | 23,571.42 |
| Loan from other Banks | 9,66,455.49 | 4,79,979.81 |
| Foreign currency term loan from bank | 13,856.86 | 45,905.43 |
| Total | 10,50,807.34 | 5,49,456.66 |

Secured

1. Term Loan amounting to ₹ in Lakhs 10,50,807.34, (31 March 2022: 5,49,456.66) as referred above are secured by pari passu first charge on all present and future book debts, receivables, loan assets of the Company. These carry interest @ 7.00% to 9.45%.

2. There have been no default in payment of principal or interest during the year.

3. Term Loan from Banks will be repaid as per below

| Repayment | As at March 31, 2023 | As at March 31, 2022 |
|--------------------------------|-------------------------|-------------------------|
| Loans maturing within one year | 2,39,005.94 | 1,43,048.90 |
| Loans maturing after one year | 8,11,801.40 | 4,06,407.76 |
| | 10,50,807.34 | 5,49,456.66 |

17 Subordinated Liabilities

| Particulars | As at March 31, 2023 | As at March 31, 2022 |
|------------------------------------------------|-------------------------|-------------------------|
| At Amortised Cost (In India) | | |
| Unsecured | | |
| Subordinated debt (Non-convertible debentures) | 1,53,020.77 | 98,956.16 |
| Total | 1,53,020.77 | 98,956.16 |

1) There have been no default in payment of principal or interest during the year.

2) There are no Debt Securities measured at FVTPL or measure at designated at FVTPL

3) There is no Debt Instrument which has been issued Outside India

| Particulars | Face Value | ROI | Qty | As at March 31, 2023 |
|-----------------------------|-------------|----------------|-------------|-------------------------|
| NCD maturing after one year | 10,00,000 | 7.40% to 8.80% | 6700 | 70,596.27 |
| NCD maturing after one year | 1,00,00,000 | 7.42% to 8.34% | 800 | 82,424.50 |
| | | | 7500 | 1,53,020.77 |



| Particulars | Face Value | ROI | Qty | As at March 31, 2022 |
|-----------------------------|-------------|----------------|-------------|-------------------------|
| NCD maturing after one year | 10,00,000 | 7.40% to 8.80% | 6700 | 70,578.30 |
| NCD maturing after one year | 1,00,00,000 | 7.42% to 7.90% | 275 | 28,377.86 |
| | | | 6975 | 98,956.16 |

(In case of Perpetual Debt, reference of call option date is given)

18 Other financial liabilities

| Particulars | As at March 31, 2023 | As at March 31, 2022 |
|------------------------------|-------------------------|-------------------------|
| Advances from customers | 7,477.48 | 1,536.17 |
| Other financial liabilities* | 63,191.33 | 27,066.66 |
| Total | 70,668.81 | 28,602.83 |

(*This also includes book overdraft, unapportioned credits pertaining to loans, assignee payable, etc.)



AXIS FINANCE LIMITED

Notes forming part of financial statements for the year ended March 31, 2023
(All amounts are in rupees lakhs, except per share data and as stated otherwise)

19 Provisions

| Particulars | As at March 31, 2023 | As at March 31, 2022 |
|--------------------------------------------------------------------------|-------------------------|-------------------------|
| Provision for employee benefits | | |
| -Provision for gratuity | 126.78 | 27.69 |
| -Employee benefit payable (performance bonus, incentive/statutory bonus) | 2,802.00 | 1,958.79 |
| Total | 2,928.78 | 1,986.48 |

20 Other non-financial liabilities

| Particulars | As at March 31, 2023 | As at March 31, 2022 |
|---------------------------|-------------------------|-------------------------|
| Undisputed statutory dues | 904.75 | 964.16 |
| Total | 904.75 | 964.16 |

21 Equity share capital

| Particulars | As at March 31, 2023 | As at March 31, 2022 |
|----------------------------------------------------------------------------|-------------------------|-------------------------|
| Authorised Share Capital | | |
| 1,00,00,00,000 (31 March 2022: 1,00,00,00,000) equity shares of ₹10/- each | 1,00,000.00 | 1,00,000.00 |
| | 1,00,000.00 | 1,00,000.00 |
| Issued, subscribed and fully paid-up: | | |
| 59,08,13,886 (31 March 2022: 53,85,12,500) equity shares of ₹10/- each | 59,081.39 | 53,851.25 |
| | 59,081.39 | 53,851.25 |

(a) Reconciliation of the number of shares outstanding at the beginning and at the end of the year



| Particulars | As at March 31, 2023 | As at March 31, 2022 |
|---------------------------------------|-------------------------|-------------------------|
| Balance at the beginning of the year | 53,85,12,500 | 48,22,50,000 |
| Issued during the year | 5,23,01,386 | 5,62,62,500 |
| Reductions during the year | - | - |
| Balance at the end of the year | 59,08,13,886 | 53,85,12,500 |

During the year ended March 31, 2023 the Company has issued equity shares to existing shareholders on rights issue in three tranches:-
1) 2,69,25,625 equity shares of ₹10 each at premium of ₹65 each amounting to ₹20,194.22 Lakhs in the month of May 2022.

(b) Terms, rights, preferences and restrictions attached to equity shares

The Company has only one class of equity shares having par value of ₹ 10 per share. Each holder of equity shares is entitled to one vote per share.

(c) In the event of liquidation of the Company, the holders of equity shares will be entitled to receive remaining assets of the Company, after distribution of all preferential amounts. The distribution will be in proportion to the number of equity shares held by the shareholders.



(d) Shares held by holding/ultimate holding Company and/or their subsidiaries

Out of equity shares issued by the Company, shares held by its holding Company, ultimate holding Company and their subsidiaries are as below:

| Name of shareholder | As at ₹ | As at ₹ |
|-------------------------------------------------------------------------|------------|------------|
| Axis Bank Limited (the holding Company) and its Nominees | | |
| 59,08,13,886 (31 March 2022: 53,85,12,500) equity shares of ₹ 10/- each | 59,081.39 | 53,851.25 |

(e) Details of shareholders holding more than 5% shares in the Company

| Particulars | As at % of Holding | As at % of Holding |
|----------------------------------------------------------|-----------------------|-----------------------|
| Equity shares of ₹ 10 each fully paid | | |
| Axis Bank Limited (the holding Company) and its Nominees | 100% | 100% |

f) Shareholding of Promoters as at March 31, 2023 as under:

| Shares held by promoters as at March 31, 2023 | | | | % Change during the year |
|-----------------------------------------------|-------------------|---------------|------------------|---------------------------|
| S. No | Promoter name | No. of Shares | %of total shares | |
| 1 | Axis Bank Limited | 59,08,13,886 | 100% | No change in shareholding |
| Total | | | | |




Shareholding of Promoters as at March 31, 2022 as under:

| Shares held by promoters as at March 31, 2022 | | | | % Change during the year |
|-----------------------------------------------|-------------------|---------------|------------------|---------------------------|
| S. No | Promoter name | No. of Shares | %of total shares | |
| 1 | Axis Bank Limited | 53,85,12,500 | 100% | No change in shareholding |
| Total | | | | |

(g) The Board of directors has not recommended any dividend to shareholders for the year ended 31 March, 2023 (31 March, 2022: NIL).

22 Other equity

| Particulars | As at March 31, 2023 | As at March 31, 2022 |
|----------------------------------------------------------------|-------------------------|-------------------------|
| Securities Premium | | |
| Balance at the beginning of the year | 62,535.64 | 28,217.50 |
| Add:- Addition during the year | 34,713.04 | 34,320.16 |
| Less:- Utilization during the year against share issue expense | (6.56) | (2.02) |
| Balance at the end of the year | 97,242.12 | 62,535.64 |
| Statutory Reserve u/s 45-IC of the RBI Act, 1934 | | |
| Balance at the beginning of the year | 31,984.00 | 25,054.00 |
| Add:- Addition during the year | 11,583.00 | 6,930.00 |
| Balance at the end of the year | 43,567.00 | 31,984.00 |
| Deemed Capital Contribution | | |
| Balance at the beginning of the year | 1,150.31 | 865.68 |
| Add:- Addition during the year | 59.54 | 284.63 |
| Balance at the end of the year | 1,209.85 | 1,150.31 |
| Retained Earnings | | |
| Balance at the beginning of the year | 69,592.38 | 41,888.44 |
| Total Comprehensive income for the year | 57,910.15 | 34,633.94 |
| Less:- Final Dividend | - | - |
| Less:- Dividend distribution tax on final dividend | - | - |
| Less:- Transfer to statutory reserve | (11,583.00) | (6,930.00) |
| Balance at the end of the year | 1,15,919.53 | 69,592.38 |
| Other Comprehensive Income (OCI) | | |
| Remeasurement of Post Employment Benefit | | |
| Balance at the beginning of the year | (38.65) | (35.61) |
| Add:- Addition during the year | 142.81 | (3.04) |
| Balance at the end of the year | 104.16 | (38.65) |



AXIS FINANCE LIMITED

Notes forming part of financial statements for the year ended March 31, 2023

(All amounts are in rupees lakhs, except per share data and as stated otherwise)

| Particulars | As at March 31, 2023 | As at March 31, 2022 |
|-----------------------------------------|-------------------------|-------------------------|
| Cash Flow Hedge Reserve | | |
| Balance at the beginning of the year | 4.78 | - |
| Add:- Addition during the year | (4.78) | 4.78 |
| Balance at the end of the year | - | 4.78 |
| Other Comprehensive Income (OCI) | 104.16 | (33.87) |
| | | |
| General Reserves | | |
| Balance at the beginning of the year | 33.04 | 33.04 |
| Add:- Addition during the year | - | - |
| Balance at the end of the year | 33.04 | 33.04 |
| | | |
| Total | 2,58,075.70 | 1,65,261.50 |

Securities Premium

Securities premium is used to record the premium on issue of shares. It can be utilised only for limited purposes in accordance with the provisions of the Companies Act, 2013.

Statutory Reserve u/s 45-IC of RBI Act, 1934

Statutory reserve represents reserve fund created pursuant to Section 45-IC of the RBI Act, 1934 through transfer of specified percentage of net profit every year before any dividend is declared. The reserve fund can be utilised only for limited purposes as specified by RBI from time to time and every such utilisation shall be reported to the RBI within specified period of time from the date of such utilisation.

Deemed Capital Contribution

The Company select employees had entitlement to receive shares of Axis Bank Limited and the company subsequently did not have obligation to settle the award and hence, the award was treated as Equity settled plan till 30 June 2021. Accordingly, the Company has recognized an expense for the grant date fair value of award over the vesting year and corresponding credit as "Deemed Capital Contribution" by parent. The Company will continue to do so for all grants awarded till 31 March 2020 in this manner.

However, with effect from 1 July 2021, the Company has changed accounting for ESOPs granted by Axis Bank Limited (the "Holding Company") to select employees of the Company. The Holding Company had decided to recover the cost of such options from the Company and accordingly, the Company has recorded an expense of Rs 860.15 (Lakhs) during current period ended March 31, 2023.

Debenture Redemption Reserve

Debenture Redemption Reserve has not been created as the Company has issued its Non convertible debentures through private placement.

Retained Earnings




Retained earnings represents the surplus in the Statement of Profit and Loss and appropriations.

General Reserves

General reserves represents the balance of reserves transferred on merger of Axis Private Equity Limited with the Company.

Cash Flow Hedges Reserve

It represents the cumulative gains/(losses) arising on revaluation of the derivative instruments designated as cash flow hedges through OCI.



AXIS FINANCE LIMITED

Notes forming part of financial statements for the year ended March 31, 2023

(All amounts are in rupees lakhs, except per share data and as stated otherwise)

23 Interest Income

| Particulars | For the year ended March 31, 2023 | For the year ended March 31, 2022 |
|------------------------------------------------------|--------------------------------------|--------------------------------------|
| Interest on Loans (at amortised cost) | 2,05,768.31 | 1,31,425.26 |
| Interest income from investments (at amortised cost) | 5,978.96 | 5,497.77 |
| Interest income from investments (FVTPL) | 1,658.67 | 202.25 |
| Interest on Fixed Deposits with Banks | 182.97 | 86.99 |
| Interest on Lease Deposits | 35.96 | 10.93 |
| Total | 2,13,624.87 | 1,37,223.20 |

23a Fees and commission Income

| Particulars | For the year ended March 31, 2023 | For the year ended March 31, 2022 |
|--------------------------------|--------------------------------------|--------------------------------------|
| Cheque / NACH Bouncing Charges | 142.88 | 58.27 |
| Pre/Part payment Charges | 149.96 | 28.34 |
| Foreclosure Charges | 1,223.48 | 410.93 |
| Miscellaneous fees | 2,129.83 | - |
| Others | 679.68 | 127.40 |
| Total | 4,325.83 | 624.94 |

24 Net gain on fair value changes

| Particulars | For the year ended March 31, 2023 | For the year ended March 31, 2022 |
|---------------------------------------------|--------------------------------------|--------------------------------------|
| On trading portfolio | | |
| Net gain on fair value changes (Realised) | 562.45 | 2,434.74 |
| Net gain on fair value changes (Unrealised) | 12.94 | - |
| Total | 575.39 | 2,434.74 |




25 Finance Costs

| Particulars | For the year ended March 31, 2023 | For the year ended March 31, 2022 |
|----------------------------------------------|--------------------------------------|--------------------------------------|
| Interest on borrowings | 55,898.39 | 17,707.67 |
| Interest on debt securities | 46,741.61 | 35,998.07 |
| Amortisation of discount on commercial paper | 5,235.70 | 8,671.57 |
| Interest on subordinated liabilities | 9,319.37 | 6,338.84 |
| Interest on lease liabilities | 113.29 | 165.71 |
| Other Finance expense | 2,158.25 | 853.69 |
| Interest On Income Tax | 172.03 | - |
| Total | 1,19,638.64 | 69,735.55 |

26 Impairment on financial instruments

| Particulars | For the year ended March 31, 2023 | For the year ended March 31, 2022 |
|-------------------|--------------------------------------|--------------------------------------|
| Loans* | 6,471.37 | 7,412.30 |
| Investments | 62.79 | (119.20) |
| Trade Receivables | - | (5.27) |
| Total | 6,534.16 | 7,287.83 |

Note: It includes loan written off during the year amounting to Rs. 4,612 lakhs (Previous year: Rs. 3,047 lakhs).



AXIS FINANCE LIMITED
Notes forming part of financial statements for the year ended March 31, 2023
(All amounts are in rupees lakhs, except per share data and as stated otherwise)
27 Employee Benefits Expenses




| Particulars | For the year ended March 31, 2023 | For the year ended March 31, 2022 |
|-------------------------------------------|--------------------------------------|--------------------------------------|
| Salaries and wages | 17,259.24 | 12,257.86 |
| Share based payments to employees | 919.69 | 596.60 |
| Contribution to provident and other funds | 535.83 | 440.59 |
| Gratuity expenses | 316.80 | 99.02 |
| Staff welfare expenses | 218.44 | 101.05 |
| Total | 19,250.00 | 13,495.12 |

28 Depreciation, amortization and impairment

| Particulars | For the year ended March 31, 2023 | For the year ended March 31, 2022 |
|-------------------------------|--------------------------------------|--------------------------------------|
| Property, plant and equipment | 216.71 | 161.83 |
| Other Intangible assets | 552.93 | 464.51 |
| Right-of-use assets | 787.09 | 392.93 |
| Total | 1,556.74 | 1,019.27 |

29 Other expenses

| Particulars | For the year ended March 31, 2023 | For the year ended March 31, 2022 |
|---------------------------------------|--------------------------------------|--------------------------------------|
| Rent, Rates and Taxes | 263.79 | 216.20 |
| Electricity expenses | 138.71 | 69.24 |
| Repairs and maintenance - others | 350.70 | 186.91 |
| Printing and stationery | 71.97 | 39.86 |
| Travelling and conveyance | 560.70 | 357.46 |
| Professional fees | 1,999.71 | 1,418.19 |
| CSR expenditure ** | 644.53 | 552.12 |
| Director sitting fees | 124.00 | 62.50 |
| Auditors Remuneration * | 84.10 | 65.27 |
| Telephone and internet expenses | 112.01 | 82.71 |
| Business promotion | 21.62 | 20.55 |
| Rates & taxes | 9.67 | 12.24 |
| Royalty charges | 348.52 | 226.05 |
| Service charges | 298.00 | 238.42 |
| Office expenses | 247.30 | 206.38 |
| GST Expense out (50% of input credit) | 1,891.20 | 1,078.93 |
| Subscription Exps | 339.65 | 194.13 |
| Collection agency payout | 230.66 | 75.74 |
| Waiver Write off charges | 47.48 | 84.23 |
| Insurance expenses | 15.66 | 0.59 |
| Miscellaneous expenses | 537.01 | 209.21 |
| Total | 8,336.99 | 5,396.93 |



AXIS FINANCE LIMITED

Notes forming part of financial statements for the year ended March 31, 2023




(All amounts are in rupees lakhs, except per share data and as stated otherwise)

*** Payment to Auditors**

| Particular | For the year ended March 31, 2023 | For the year ended March 31, 2022 |
|------------------------------|--------------------------------------|--------------------------------------|
| As Auditors | | |
| Audit Fee | 75.00 | 60.00 |
| Tax Audit Fee | - | - |
| Certification and other fees | 5.00 | 5.00 |
| Reimbursement of expenses | 4.10 | 0.27 |
| Total | 84.10 | 65.27 |

**** Corporate Social Responsibility expenditure**

| Particular | For the year ended March 31, 2023 | For the year ended March 31, 2022 |
|--------------------------------------------------------------------------------------------------------------|--------------------------------------|--------------------------------------|
| (a) Gross amount required to be spent by the Company during the year | 644.53 | 552.12 |
| (b) Amount spent in cash during the year on: | | |
| (i) Construction/acquisition of any asset | - | - |
| (ii) On purposes other than (i) above | 644.53 | 552.12 |
| (c) Excess / (Shortfall) at the end of the year | - | - |
| (d) Total of previous years shortfall | - | - |
| (e) Reason for shortfall | - | - |
| (f) Nature of CSR activities (activities as per Schedule VII) | 644.53 | 552.12 |
| (g) Details of related party transactions | - | - |
| (h) Where a provision is made with respect to a liability incurred by entering into a contractual obligation | - | - |
| Total | 644.53 | 552.12 |



30 Credit Quality of Financial Assets & Expected Credit Loss (ECL)

A) Loans and Advances

(i) Loans and advances (at amortised cost)

| Particulars | March 31, 2023 | March 31, 2022 |
|---------------------------------|----------------|----------------|
| Total - Gross | 22,30,460.05 | 16,36,285.69 |
| Less: Impairment loss allowance | 29,835.09 | 27,975.99 |
| Total - Net | 22,00,624.96 | 16,08,309.70 |
| a) Secured by tangible assets | 18,34,980.84 | 13,57,450.54 |
| b) Unsecured | 3,95,479.21 | 2,78,835.15 |
| Total - Gross | 22,30,460.05 | 16,36,285.69 |
| Less: Impairment loss allowance | 29,835.09 | 27,975.99 |
| Total - Net | 22,00,624.96 | 16,08,309.70 |

Note: Facilities covered by ECLGS are clubbed according to nature of the parent loan.

(ii) Credit quality of assets (Refer Note 44 for credit quality)

| Particulars | For the year ended March 31, 2023 | | | |
|---------------------------|-----------------------------------|------------------|-----------------|---------------------|
| | Stage 1 | Stage 2 | Stage 3 | Total |
| Performing | | | | |
| Standard | 21,68,458.96 | - | - | 21,68,458.96 |
| Past due but not impaired | - | 26,307.42 | - | 26,307.42 |
| Non Performing | | | | |
| Individually Impaired | - | - | 5,858.58 | 5,858.58 |
| Total | 21,68,458.96 | 26,307.42 | 5,858.58 | 22,00,624.96 |


| Particulars | For the year ended March 31, 2022 | | | |
|-----------------------|-----------------------------------|------------------|-----------------|---------------------|
| | Stage 1 | Stage 2 | Stage 3 | Total |
| Performing | | | | |
| Standard | 15,87,952.92 | 13,391.58 | - | 16,01,344.50 |
| Non Performing | | | | |
| Individually Impaired | - | - | 6,965.20 | 6,965.20 |
| Total | 15,87,952.92 | 13,391.58 | 6,965.20 | 16,08,309.70 |

(iii) Reconciliation of Gross carrying amount-loans


| Particulars | For the year ended March 31, 2023 | | | |
|----------------------------------------------|-----------------------------------|------------------|------------------|---------------------|
| | Stage 1 | Stage 2 | Stage 3 | Total |
| Gross carrying amount opening balance | 16,00,995.23 | 14,893.21 | 20,397.25 | 16,36,285.69 |
| New assets originated (refer note 1 below) | 14,26,344.50 | 1,561.97 | 897.64 | 14,28,804.11 |
| Assets repaid (excluding write offs) | (8,21,763.17) | (1,757.31) | (15,721.55) | (8,39,242.03) |
| Transfers to Stage 1 | 12,876.96 | (9,888.35) | (2,988.61) | - |
| Transfers to Stage 2 | (26,608.85) | 26,617.83 | (8.98) | - |
| Transfers to Stage 3 | (3,924.19) | (2,577.48) | 6,501.67 | - |
| Amounts written off | - | - | 4,612.28 | 4,612.28 |
| Gross carrying amount closing balance | 21,87,920.48 | 28,849.87 | 13,689.70 | 22,30,460.05 |

| Particulars | For the year ended March 31, 2022 | | | |
|---------------------------------------------------------------------------------------|-----------------------------------|------------------|------------------|---------------------|
| | Stage 1 | Stage 2 | Stage 3 | Total |
| Gross carrying amount opening balance | 9,78,741.91 | 22,593.62 | 31,518.70 | 10,32,854.23 |
| New assets originated (refer note 1 below) | 10,72,830.13 | 2,309.57 | 210.39 | 10,75,350.09 |
| Assets repaid (excluding write offs) | (4,56,491.26) | (5,926.06) | (6,453.76) | (4,68,871.08) |
| Transfers to Stage 1 | 25,261.78 | (20,688.75) | (4,573.03) | - |
| Transfers to Stage 2 | (17,121.91) | 18,296.38 | (1,174.47) | - |
| Transfers to Stage 3 | (2,225.42) | (1,691.55) | 3,916.97 | - |
| Changes to contractual cash flows due to modifications not resulting in derecognition | - | - | - | - |
| Amounts written off | - | - | (3,047.55) | (3,047.55) |
| Gross carrying amount closing balance | 16,00,995.23 | 14,893.21 | 20,397.25 | 16,36,285.69 |

Note 1: New assets originated represents fresh disbursements made during the year. Classification of new assets originated in stage 1,2,3 is based on year end staging.



Handwritten signature



30 Credit Quality of Financial Assets & Expected Credit Loss (ECL)

A) Loans and Advances

(iv) Reconciliation of Expected Credit Loss (ECL)/allowance

| Particulars | For the year ended March 31, 2023 | | | |
|--------------------------------------------------------------------------------|-----------------------------------|-----------------|-----------------|------------------|
| | Stage 1 | Stage 2 | Stage 3 | Total |
| ECL allowance - opening balance | 13,042.33 | 1,501.63 | 13,432.03 | 27,975.99 |
| New assets originated or purchased | 12,903.17 | 258.47 | 666.84 | 13,828.48 |
| Assets derecognised or repaid (excluding write offs) | (6,006.87) | (88.63) | (2,117.54) | (8,213.04) |
| Transfers to Stage 1 | 3,712.67 | (990.29) | (2,722.38) | - |
| Transfers to Stage 2 | (426.08) | 432.95 | (6.87) | - |
| Transfers to Stage 3 | (60.06) | (263.22) | 323.28 | - |
| Impact on year end ECL of exposures transferred between stages during the year | (3,703.65) | 1,691.54 | 2,868.05 | 855.94 |
| Amounts written off | - | - | (4,612.28) | (4,612.28) |
| ECL allowance - closing balance | 19,461.51 | 2,542.45 | 7,831.13 | 29,835.09 |


| Particulars | For the year ended March 31, 2022 | | | |
|--------------------------------------------------------------------------------|-----------------------------------|-----------------|------------------|------------------|
| | Stage 1 | Stage 2 | Stage 3 | Total |
| ECL allowance - opening balance | 10,225.50 | 2,299.77 | 11,109.45 | 23,634.72 |
| New assets originated or purchased* | 6,573.56 | 232.19 | 210.40 | 7,016.15 |
| Assets derecognised or repaid (excluding write offs) | (3,521.39) | (32.05) | 4,327.53 | 774.09 |
| Transfers to Stage 1 | 3,492.59 | (2,078.23) | (1,414.36) | - |
| Transfers to Stage 2 | (217.78) | 335.23 | (117.45) | - |
| Transfers to Stage 3 | (34.53) | (189.32) | 223.85 | - |
| Impact on year end ECL of exposures transferred between stages during the year | (3,475.62) | 934.04 | 2,140.16 | (401.42) |
| Amounts written off | - | - | (3,047.55) | (3,047.55) |
| ECL allowance - closing balance | 13,042.33 | 1,501.63 | 13,432.03 | 27,975.99 |

*New assets originated represents fresh disbursements made during the year. Classification of new assets originated in stage 1,2,3 is based on year end staging.


(v) Undrawn commitment - Credit Quality of Assets (Refer Note 44 for credit quality)

| Particulars | For the year ended March 31, 2023 | | | |
|-----------------------|-----------------------------------|---------------|----------|--------------------|
| | Stage 1 | Stage 2 | Stage 3 | Total |
| Performing | | | | |
| Standard | 1,85,747.00 | 813.59 | - | 1,86,560.59 |
| Non Performing | | | | |
| Individually Impaired | - | - | - | - |
| Total | 1,85,747.00 | 813.59 | - | 1,86,560.59 |

| Particulars | For the year ended March 31, 2022 | | | |
|-----------------------|-----------------------------------|----------|----------|--------------------|
| | Stage 1 | Stage 2 | Stage 3 | Total |
| Performing | | | | |
| Standard | 1,47,456.13 | - | - | 1,47,456.13 |
| Non Performing | | | | |
| Individually Impaired | - | - | - | - |
| Total | 1,47,456.13 | - | - | 1,47,456.13 |



Amithy



30 Credit Quality of Financial Assets & Expected Credit Loss (ECL)

A) Loans and Advances

(vi) Undrawn commitment - Gross carrying amount

| Particulars | For the year ended March 31, 2023 | | | |
|------------------------------------------------------|-----------------------------------|---------------|----------|--------------------|
| | Stage 1 | Stage 2 | Stage 3 | Total |
| Gross carrying amount opening balance | 1,47,456.13 | - | - | 1,47,456.13 |
| New assets originated | 1,39,964.86 | 483.44 | - | 1,40,448.30 |
| Assets derecognised or repaid (excluding write offs) | (1,00,573.89) | (769.95) | - | (1,01,343.84) |
| Transfers to Stage 1 | - | - | - | - |
| Transfers to Stage 2 | (1,100.10) | 1,100.10 | - | - |
| Transfers to Stage 3 | - | - | - | - |
| Amounts written off | - | - | - | - |
| Gross carrying amount closing balance | 1,85,747.00 | 813.59 | - | 1,86,560.59 |

| Particulars | For the year ended March 31, 2022 | | | |
|------------------------------------------------------|-----------------------------------|----------|----------|--------------------|
| | Stage 1 | Stage 2 | Stage 3 | Total |
| Gross carrying amount opening balance | 1,33,002.40 | 78.56 | - | 1,33,080.96 |
| New assets originated | 90,803.28 | - | - | 90,803.28 |
| Assets derecognised or repaid (excluding write offs) | (75,987.22) | (78.56) | (10.12) | (76,075.90) |
| Transfers to Stage 1 | 0.02 | - | - | 0.02 |
| Transfers to Stage 2 | (355.71) | - | - | (355.71) |
| Transfers to Stage 3 | (6.64) | - | 10.12 | 3.48 |
| Amounts written off | - | - | - | - |
| Gross carrying amount closing balance | 1,47,456.13 | - | - | 1,47,456.13 |

B Investments



(i) Investments (at amortised cost)

| Particulars | Amortised Cost | Fair Value Through Profit & Loss | Total |
|---------------------------------|------------------|----------------------------------|------------------|
| As at March 31, 2023 | | | |
| Government Securities | 44,856.33 | - | 44,856.33 |
| Non Convexible Debenture | 39,127.90 | 7,122.86 | 46,250.76 |
| Total Gross | 83,984.23 | 7,122.86 | 91,107.09 |
| Less: Impairment loss allowance | 174.50 | - | 174.50 |
| Total | 83,809.73 | 7,122.86 | 90,932.59 |
| As at March 31, 2022 | | | |
| Government Securities | 44,314.05 | - | 44,314.05 |
| Non-Convexible Debenture | 24,721.50 | - | 24,721.50 |
| Total Gross | 69,035.55 | - | 69,035.55 |
| Less: Impairment loss allowance | 111.72 | - | 111.72 |
| Total | 68,923.83 | - | 68,923.83 |


(ii) Credit quality of assets (Refer Note 44 for credit quality)

| Particulars | For the year ended March 31, 2023 | | | |
|-----------------------|-----------------------------------|----------|----------|------------------|
| | Stage 1 | Stage 2 | Stage 3 | Total |
| Performing | | | | |
| Standard | 90,932.59 | - | - | 90,932.59 |
| Non Performing | | | | |
| Individually Impaired | - | - | - | - |
| Total | 90,932.59 | - | - | 90,932.59 |

| Particulars | For the year ended March 31, 2022 | | | |
|-----------------------|-----------------------------------|----------|----------|------------------|
| | Stage 1 | Stage 2 | Stage 3 | Total |
| Performing | | | | |
| Standard | 68,923.83 | - | - | 68,923.83 |
| Non Performing | | | | |
| Individually Impaired | - | - | - | - |
| Total | 68,923.83 | - | - | 68,923.83 |



Handwritten signature



30 Credit Quality of Financial Assets & Expected Credit Loss (ECL)

B Investments

(iii) Changes in Gross carrying amount


| Particulars | For the year ended March 31, 2023 | | | |
|---------------------------------------------------------------------------------------|-----------------------------------|----------|----------|------------------|
| | Stage 1 | Stage 2 | Stage 3 | Total |
| Gross carrying amount opening balance | 69,035.55 | - | - | 69,035.55 |
| New assets originated | 37,655.85 | - | - | 37,655.85 |
| Assets repaid (excluding write offs) | (15,584.31) | - | - | (15,584.31) |
| Transfers to Stage 1 | - | - | - | - |
| Transfers to Stage 2 | - | - | - | - |
| Transfers to Stage 3 | - | - | - | - |
| Changes to contractual cash flows due to modifications not resulting in derecognition | - | - | - | - |
| Amounts written off | - | - | - | - |
| Gross carrying amount closing balance | 91,107.09 | - | - | 91,107.09 |

| Particulars | For the year ended March 31, 2022 | | | |
|---------------------------------------------------------------------------------------|-----------------------------------|----------|----------|------------------|
| | Stage 1 | Stage 2 | Stage 3 | Total |
| Gross carrying amount opening balance | 74,947.88 | - | - | 74,947.88 |
| New assets originated | 8,999.02 | - | - | 8,999.02 |
| Assets repaid (excluding write offs) | (14,911.35) | - | - | (14,911.35) |
| Transfers to Stage 1 | - | - | - | - |
| Transfers to Stage 2 | - | - | - | - |
| Transfers to Stage 3 | - | - | - | - |
| Changes to contractual cash flows due to modifications not resulting in derecognition | - | - | - | - |
| Amounts written off | - | - | - | - |
| Gross carrying amount closing balance | 69,035.55 | - | - | 69,035.55 |

(iv) Reconciliation of Expected Credit Loss balance (ECL)

| Particulars | For the year ended March 31, 2023 | | | |
|--------------------------------------------------------------------------------|-----------------------------------|----------|----------|---------------|
| | Stage 1 | Stage 2 | Stage 3 | Total |
| ECL allowance - opening balance | 111.72 | - | - | 111.72 |
| New assets originated | 135.00 | - | - | 135.00 |
| Effect of change in estimate/ repayment | (72.22) | - | - | (72.22) |
| Transfers to Stage 1 | - | - | - | - |
| Transfers to Stage 2 | - | - | - | - |
| Transfers to Stage 3 | - | - | - | - |
| Impact on year end ECL of exposures transferred between stages during the year | - | - | - | - |
| Changes to models and inputs used for ECL calculations | - | - | - | - |
| Amounts written off | - | - | - | - |
| ECL allowance - closing balance | 174.50 | - | - | 174.50 |

| Particulars | For the year ended March 31, 2022 | | | |
|--------------------------------------------------------------------------------|-----------------------------------|----------|----------|---------------|
| | Stage 1 | Stage 2 | Stage 3 | Total |
| ECL allowance - opening balance | 230.92 | - | - | 230.92 |
| New assets originated | 1.67 | - | - | 1.67 |
| Effect of change in estimate/ repayment | (26.23) | - | - | (26.23) |
| Transfers to Stage 1 | - | - | - | - |
| Transfers to Stage 2 | - | - | - | - |
| Transfers to Stage 3 | - | - | - | - |
| Impact on year end ECL of exposures transferred between stages during the year | - | - | - | - |
| Changes to models and inputs used for ECL calculations | (94.64) | - | - | (94.64) |
| Amounts written off | - | - | - | - |
| ECL allowance - closing balance | 111.72 | - | - | 111.72 |



30 Credit Quality of Financial Assets & Expected Credit Loss (ECL)

C) Trade Receivables

(i) Trade Receivables

| Particulars | March 31, 2023 | March 31, 2022 |
|----------------------------------|----------------|----------------|
| Unsecured considered good | 13.88 | 601.98 |
| Less : Impairment loss allowance | - | - |
| Total - Net | 13.88 | 601.98 |

(ii) Credit quality of assets (Refer Note 44 for credit quality)

| | For the year ended March 31, 2023 | | | | |
|-----------------------|-----------------------------------|----------|----------|---------------------|--------------|
| | Stage 1 | Stage 2 | Stage 3 | Simplified Approach | Total |
| Performing | | | | | |
| Standard | 13.88 | - | - | - | 13.88 |
| Non Performing | | | | | |
| Individually Impaired | - | - | - | - | - |
| Total | 13.88 | - | - | - | 13.88 |


| | For the year ended March 31, 2022 | | | | |
|-----------------------|-----------------------------------|----------|----------|---------------------|---------------|
| | Stage 1 | Stage 2 | Stage 3 | Simplified Approach | Total |
| Performing | | | | | |
| Standard | 601.98 | - | - | - | 601.98 |
| Non Performing | | | | | |
| Individually Impaired | - | - | - | - | - |
| Total | 601.98 | - | - | - | 601.98 |

(iii) Changes in Gross carrying amount


| | For the year ended March 31, 2023 | | | | |
|----------------------------------------------|-----------------------------------|----------|----------|---------------------|-----------------|
| | Stage 1 | Stage 2 | Stage 3 | Simplified Approach | Total |
| Gross carrying amount opening balance | 601.98 | - | - | - | 601.98 |
| New assets originated (refer note 1 below) | 13.88 | - | - | - | 13.88 |
| Assets repaid (excluding write offs) | (601.98) | - | - | - | (601.98) |
| Transfers to Stage 1 | - | - | - | - | - |
| Transfers to Stage 2 | - | - | - | - | - |
| Transfers to Stage 3 | - | - | - | - | - |
| Amounts written off | - | - | - | - | - |
| New asset as per Simplified approach | - | - | - | - | - |
| Gross carrying amount closing balance | 13.88 | - | - | - | 13.88 |

| | For the year ended March 31, 2022 | | | | |
|----------------------------------------------|-----------------------------------|----------|----------|---------------------|-----------------|
| | Stage 1 | Stage 2 | Stage 3 | Simplified Approach | Total |
| Gross carrying amount opening balance | 286.09 | 11.29 | - | 227.55 | 524.93 |
| New assets originated (refer note 1 below) | 601.98 | - | - | - | 601.98 |
| Assets repaid (excluding write offs) | (286.09) | (11.29) | - | (227.55) | (524.93) |
| Transfers to Stage 1 | - | - | - | - | - |
| Transfers to Stage 2 | - | - | - | - | - |
| Transfers to Stage 3 | - | - | - | - | - |
| Amounts written off | - | - | - | - | - |
| New asset as per Simplified approach | - | - | - | - | - |
| Gross carrying amount closing balance | 601.98 | - | - | - | 601.98 |

Note 1: New assets originated represents fresh disbursement made during the year. Classification of new assets originated in stage1,2,3 is based on year end staging.





Handwritten signature



(iv) Reconciliation of Expected Credit Loss balance

| | For the year ended March 31, 2023 | | | | |
|--------------------------------------------------------------------------------|-----------------------------------|---------|---------|---------------------|-------|
| | Stage 1 | Stage 2 | Stage 3 | Simplified Approach | Total |
| ECL allowance - opening balance | - | - | - | - | - |
| New assets originated | - | - | - | - | - |
| Effect of change in estimate/ repayment | - | - | - | - | - |
| Transfers to Stage 1 | - | - | - | - | - |
| Transfers to Stage 2 | - | - | - | - | - |
| Transfers to Stage 3 | - | - | - | - | - |
| Impact on year end ECL of exposures transferred between stages during the year | - | - | - | - | - |
| Amounts written off | - | - | - | - | - |
| ECL allowance - closing balance | - | - | - | - | - |

| | For the year ended March 31, 2022 | | | | |
|--------------------------------------------------------------------------------|-----------------------------------|---------|---------|---------------------|--------|
| | Stage 1 | Stage 2 | Stage 3 | Simplified Approach | Total |
| ECL allowance - opening balance | 3.45 | 1.82 | - | - | 5.27 |
| New assets originated | - | - | - | - | - |
| Effect of change in estimate/ repayment | (3.45) | (1.82) | - | - | (5.27) |
| Transfers to Stage 1 | - | - | - | - | - |
| Transfers to Stage 2 | - | - | - | - | - |
| Transfers to Stage 3 | - | - | - | - | - |
| Impact on year end ECL of exposures transferred between stages during the year | - | - | - | - | - |
| Amounts written off | - | - | - | - | - |
| ECL allowance - closing balance | - | - | - | - | - |



AXIS FINANCE LIMITED

Notes forming part of financial statements for the year ended March 31, 2023

(All amounts are in rupees lakhs, except per share data and as stated otherwise)

6 Loans

| Particulars | As at March 31, 2023 | As at March 31, 2022 |
|-------------------------------------------------|-------------------------|-------------------------|
| (1) Term Loans at amortised cost | 22,10,443.13 | 16,16,865.53 |
| (2) Loans repayable on demand at amortised cost | 20,016.92 | 19,420.16 |
| | 22,30,460.05 | 16,36,285.69 |
| Less: Impairment loss allowance | (29,835.09) | (27,975.99) |
| Total | 22,00,624.96 | 16,08,309.70 |
| (B) Out of above | | |
| (i) Loans in India | | |
| Loans to Public Sector | - | - |
| Loans to Others | 22,30,460.05 | 16,36,285.69 |
| | 22,30,460.05 | 16,36,285.69 |
| Less: Impairment loss allowance | (29,835.09) | (27,975.99) |
| Total | 22,00,624.96 | 16,08,309.70 |
| (ii) Loans outside India | - | - |
| Total (i+ii) | 22,00,624.96 | 16,08,309.70 |
| (C) Out of above | | |
| 1) Secured by tangible assets | 17,96,377.78 | 13,12,519.64 |
| 2) Covered by Bank/Government Guarantees | 38,603.06 | 44,930.90 |
| 3) Unsecured | 3,95,479.21 | 2,78,835.15 |
| Total Loans | 22,30,460.05 | 16,36,285.69 |
| Less: Impairment loss allowance | (29,835.09) | (27,975.99) |
| Total | 22,00,624.96 | 16,08,309.70 |

Notes:-




1) Loans to the extent of ₹ in Lakhs 18,34,980.85 (March 31, 2022: 13,57,450.54) are secured by:

- Hypothecation of assets and / or
- Mortgage of property and / or
- Corporate guarantee/personal guarantee of directors in certain cases over and above of security and / or
- Government guarantees
- Pledge of shares & other financial securities.

2) There is no loan asset measured at FVOCI or FVTPL or designated at FVTPL.

3) There are no Loans or advances in the nature of loans are granted to promoters, Directors, KMPs and the related parties (as defined under the Companies Act, 2013), either severally or jointly with any other person that are: (a) repayable on demand or (b) without specifying any terms or period of repayment during the year ended 31 March, 2023 (31 March, 2022: NIL).

4) Refer Note 30 for Credit quality of financial assets and Expected credit loss.



AXIS FINANCE LIMITED

Notes forming part of financial statements for the year ended March 31, 2023

(All amounts are in rupees lakhs, except per share data and as stated otherwise)

7 Investments

As at March 31, 2023

| Particulars | Amortised Cost | At Fair value through Profit & Loss Account | Total |
|--------------------------------------------------|------------------|------------------------------------------------|------------------|
| | 1 | 2 | (3=1+2) |
| Held for Trading Investments (In India) | | | |
| <u>Quoted</u> | | | |
| Investment in Government Securities | - | 2,535.16 | 2,535.16 |
| Investment in Debt Securities | - | 4,587.70 | 4,587.70 |
| Held till Maturity Investments (In India) | | | |
| <u>Quoted</u> | | | |
| Investment in Government Securities | 44,856.33 | - | 44,856.33 |
| Investment in Debt Securities | 10,327.90 | - | 10,327.90 |
| <u>Unquoted</u> | | | |
| Investment in Debt Securities | 28,800.00 | - | 28,800.00 |
| Total – Gross (A) | 83,984.23 | 7,122.86 | 91,107.09 |
| Less: Impairment loss allowance (B) | 174.50 | - | 174.50 |
| Total – Net (A-B) | 83,809.73 | 7,122.86 | 90,932.59 |

1) There is no investment measured at FVOCI or designated at FVOCI.



2) There are no investment outside India

As at March 31, 2022

| Particulars | Amortised Cost | At Fair value through Profit & Loss Account | Total |
|--------------------------------------------------|------------------|------------------------------------------------|------------------|
| | 1 | 2 | (3=1+2) |
| Held till Maturity Investments (In India) | | | |
| <u>Quoted</u> | | | |
| Investment in Government Securities | 44,314.05 | - | 44,314.05 |
| <u>Unquoted</u> | | | |
| Investment in Debt Securities | 24,721.50 | - | 24,721.50 |
| Total – Gross (A) | 69,035.55 | - | 69,035.55 |
| Less: Impairment loss allowance (B) | 111.72 | - | 111.72 |
| Total – Net (A-B) | 68,923.83 | - | 68,923.83 |

1) There is no investment measured at FVOCI or designated at FVOCI.

2) There are no investment outside India



2
2
2
2
2

AXIS FINANCE LIMITED



Notes forming part of financial statements for the year ended March 31, 2023
(All amounts are in rupees lakhs, except per share data and as stated otherwise)

30 D) Collateral and other credit enhancements

The below tables provide an analysis of the current fair values of collateral held and credit enhancements for stage 3 assets

| Type of Collateral and Credit Enhancement | As at March 31, 2023 | | | | | | | |
|-------------------------------------------|---------------------------------|---------------------------|-------------------------------------------------------------------|------------------------------------------------------------------------|--------------------|------------------|--------------|-----------------|
| | Maximum exposure to credit Risk | Shares (Listed/ Unlisted) | Land and Building includes residential and commercial properties) | Other Working Capital items (includes fixed and current assets, FMIPs) | Surplus Collateral | Total Collateral | Net Exposure | Associated ECL |
| a) Corporate Loans | 8,345.28 | - | 27,204.55 | - | (18,859.27) | 8,345.28 | - | 4,017.26 |
| b) Retail Loans | 5,344.42 | - | 7,872.04 | - | (2,527.62) | 5,344.42 | - | 3,813.86 |
| Total | 13,689.70 | - | 35,076.59 | - | (21,386.89) | 13,689.70 | - | 7,831.12 |

| Type of Collateral and Credit Enhancement | As at March 31, 2022 | | | | | | | |
|-------------------------------------------|---------------------------------|---------------------------|-------------------------------------------------------------------|------------------------------------------------------------------------|--------------------|------------------|---------------|------------------|
| | Maximum exposure to credit Risk | Shares (Listed/ Unlisted) | Land and Building includes residential and commercial properties) | Other Working Capital items (includes fixed and current assets, FMIPs) | Surplus Collateral | Total Collateral | Net Exposure | Associated ECL |
| a) Corporate Loans | 18,172.96 | - | 46,350.18 | - | (28,177.21) | 18,172.96 | - | 11,559.60 |
| b) Retail Loans | 2,224.29 | - | 1,580.12 | - | - | 1,580.12 | 644.17 | 1,872.44 |
| Total | 20,397.25 | - | 47,930.30 | - | (28,177.21) | 19,753.08 | 644.17 | 13,432.04 |



Handwritten signature



31. Financial instruments – Fair values

Accounting classification and fair values


The following table shows the carrying amounts and fair values of financial assets and financial liabilities, including their levels in the fair value hierarchy. It does not include fair value information for financial assets and financial liabilities not measured at fair value if the carrying amount is a reasonable approximation of fair value.

| Particulars | As at March 31, 2023 | | | | | |
|-----------------------------------------|------------------------------------|---------------------|---------------------|------------------------------------------|-----------------------------------------|-------------------------------------------|
| | Carrying amount | | Fair Value | | | |
| | Fair value through profit and loss | Amortised Cost | Total | Level 1 - Quoted price in active markets | Level 2 - Significant observable inputs | Level 3 - Significant unobservable inputs |
| Financial assets | | | | | | |
| Derivative financial instruments | - | - | - | - | - | - |
| Receivables | - | 13.88 | 13.88 | - | - | 13.88 |
| Loans | - | 22,00,624.96 | 22,00,624.96 | - | - | 22,00,624.96 |
| Investments | 7,122.86 | 83,809.73 | 90,932.59 | 62,262.19 | - | 28,670.40 |
| Other financial assets | - | 13,630.24 | 13,630.24 | - | - | 13,630.24 |
| Total | 7,122.86 | 22,98,078.81 | 23,05,201.67 | 62,262.19 | - | 22,42,939.48 |
| Financial liabilities | | | | | | |
| Payables | - | 3,859.26 | 3,859.26 | - | - | 3,859.26 |
| Debt securities | - | 7,96,355.45 | 7,96,355.45 | 7,96,355.45 | - | - |
| Borrowings (Other than debt securities) | - | 10,50,807.34 | 10,50,807.34 | - | - | 10,50,807.34 |
| Subordinated Liabilities | - | 1,53,020.77 | 1,53,020.77 | 1,53,020.77 | - | - |
| Lease Liabilities | - | 1,658.52 | 1,658.52 | - | - | 1,658.52 |
| Other financial liabilities | - | 70,668.81 | 70,668.81 | - | - | 70,668.81 |
| Total | - | 20,76,370.15 | 20,76,370.15 | 9,49,376.22 | - | 11,26,993.93 |

| Particulars | As at March 31, 2022 | | | | | |
|----------------------------------|------------------------------------|---------------------|---------------------|------------------------------------------|-----------------------------------------|-------------------------------------------|
| | Carrying amount | | Fair Value | | | |
| | Fair value through profit and loss | Amortised Cost | Total | Level 1 - Quoted price in active markets | Level 2 - Significant observable inputs | Level 3 - Significant unobservable inputs |
| Financial assets | | | | | | |
| Derivative financial instruments | - | 407.28 | 407.28 | - | 407.28 | - |
| Receivables | - | 601.98 | 601.98 | - | - | 601.98 |
| Loans | - | 16,08,309.70 | 16,08,309.70 | - | - | 16,08,309.70 |
| Investments | - | 68,923.83 | 68,923.83 | 44,314.05 | - | 24,609.78 |
| Other financial assets | - | 1,075.45 | 1,075.45 | - | - | 1,075.45 |
| Total | - | 16,79,318.24 | 16,79,318.24 | 44,314.05 | 407.29 | 16,34,596.91 |



Smithy



31. Financial instruments – Fair values
Accounting classification and fair values

The following table shows the carrying amounts and fair values of financial assets and financial liabilities, including their levels in the fair value hierarchy. It does not include fair value information for financial assets and financial liabilities not measured at fair value if the carrying amount is a reasonable approximation of fair value.

| Particulars | As at March 31, 2022 | | | | | | |
|-----------------------------------------|------------------------------------|---------------------|---------------------|------------------------------------------|-----------------------------------------|-------------------------------------------|---------------------|
| | Fair value through profit and loss | Carrying amount | | Fair Value | | | Total |
| | | Amortised Cost | Total | Level 1 - Quoted price in active markets | Level 2 - Significant observable inputs | Level 3 - Significant unobservable inputs | |
| Financial liabilities | | | | | | | |
| Payables | | 2,318.16 | 2,318.16 | - | - | 2,318.16 | 2,318.16 |
| Debt securities | - | 8,25,213.20 | 8,25,213.20 | 8,25,213.20 | - | - | 8,25,213.20 |
| Borrowings (Other than debt securities) | - | 5,49,456.66 | 5,49,456.66 | - | - | 5,49,456.66 | 5,49,456.66 |
| Subordinated Liabilities | - | 98,956.16 | 98,956.16 | 98,956.16 | - | - | 98,956.16 |
| Lease Liabilities | - | 2,612.55 | 2,612.55 | - | - | 2,612.55 | 2,612.55 |
| Other financial liabilities | - | 28,602.83 | 28,602.83 | - | - | 28,602.83 | 28,602.83 |
| Total | - | 15,07,159.56 | 15,07,159.56 | 9,24,169.36 | - | 5,82,990.20 | 15,07,159.56 |

Note: There are no other categories of financial instruments other than those mentioned above

The Fair value of cash and cash equivalents, other bank balances and trade payables approximated their carrying value largely due to short term maturities of these instruments.

Financial instruments with fixed and variable interest rates are evaluated by the Company based on parameters such as interest rates and individual creditworthiness of the counterparty. Based on this evaluation, allowances are taken to account for expected losses of these receivables. Accordingly, fair value of such instruments is not materially different from their carrying amounts


Valuation principles

Fair value is the price that would be received to sell an asset or paid to transfer a liability in an orderly transaction in the principal (or most advantageous) market at the measurement date under current market conditions (i.e., an exit price), regardless of whether that price is directly observable or estimated using a valuation technique.

Level 1:
Investments in Government securities and Debt securities, Held for Trading are measured based on their quoted prices.

Level 2:
Fair value of debt securities, borrowings other than debt securities and subordinated liabilities have been estimated by discounting expected future cash flows discounting rate near to report date based on comparable rate / market observable data.

Level 3:
Fair value of loans have estimated by discounting expected future cash flows using discount rate equal to the rate near to the reporting date of the comparable product.





[Handwritten Signature]



32. Maturity analysis of assets and liabilities

| Particulars | As at March 31, 2023 | | | As at March 31, 2022 | | |
|-------------------------------------------------------------------------------|----------------------|---------------------|---------------------|----------------------|---------------------|---------------------|
| | Within 12 Months | After 12 Months | Total | Within 12 Months | After 12 Months | Total |
| ASSETS | | | | | | |
| Financial Assets | | | | | | |
| Cash and cash equivalents | 75,516.06 | - | 75,516.06 | 34,585.53 | - | 34,585.53 |
| Bank Deposits other than Cash and cash equivalents | - | - | - | 183.13 | - | 183.13 |
| Derivative financial instruments | - | - | - | 407.28 | - | 407.28 |
| Receivables | 13.88 | - | 13.88 | 601.98 | - | 601.98 |
| Loans | 4,65,996.09 | 17,34,628.87 | 22,00,624.96 | 3,34,435.20 | 12,73,874.50 | 16,08,309.70 |
| Investments | 51,018.86 | 39,913.73 | 90,932.59 | 1,599.67 | 67,324.16 | 68,923.83 |
| Other financial assets | 585.35 | 13,044.89 | 13,630.24 | 704.00 | 371.45 | 1,075.45 |
| Sub-total-Financial assets | 5,93,130.24 | 17,87,587.49 | 23,80,717.73 | 3,72,516.79 | 13,41,570.11 | 17,14,086.90 |
| Non-Financial Assets | | | | | | |
| Current Tax Assets (net) | - | 7,465.77 | 7,465.77 | - | 3,261.56 | 3,261.56 |
| Deferred Tax Assets (net) | - | 7,972.24 | 7,972.24 | - | 8,811.62 | 8,811.62 |
| Property, plant and equipment | - | 612.89 | 612.89 | - | 414.11 | 414.11 |
| Intangible assets under development | - | 13.44 | 13.44 | - | 252.16 | 252.16 |
| Other Intangible Assets | - | 1,375.47 | 1,375.47 | - | 1,320.65 | 1,320.65 |
| Right-of-use assets | - | 1,584.80 | 1,584.80 | - | 2,457.14 | 2,457.14 |
| Other non-financial assets | 322.88 | 660.49 | 983.37 | 1,037.60 | - | 1,037.60 |
| Sub-total-Non-financial assets | 322.88 | 19,685.10 | 20,007.98 | 1,037.60 | 16,517.24 | 17,554.84 |
| Total - Assets | 5,93,453.12 | 18,07,272.59 | 24,00,725.71 | 3,73,554.39 | 13,58,087.35 | 17,31,641.74 |
| LIABILITIES AND EQUITY | | | | | | |
| LIABILITIES | | | | | | |
| Financial Liabilities | | | | | | |
| Payables | | | | | | |
| a) total outstanding dues to micro and small enterprises | 269.47 | - | 269.47 | 257.66 | - | 257.66 |
| b) total outstanding dues of creditors other than micro and small enterprises | 3,589.79 | - | 3,589.79 | 2,060.50 | - | 2,060.50 |
| Debt securities | 3,06,626.95 | 4,89,728.50 | 7,96,355.45 | 3,19,743.56 | 5,05,469.64 | 8,25,213.20 |
| Borrowings (Other than debt securities) | 2,39,075.88 | 8,11,731.46 | 10,50,807.34 | 1,43,636.75 | 4,05,819.91 | 5,49,456.66 |
| Subordinated Liabilities | - | 1,53,020.77 | 1,53,020.77 | - | 98,956.16 | 98,956.16 |
| Lease Liabilities | 764.79 | 893.73 | 1,658.52 | 350.11 | 2,262.45 | 2,612.56 |
| Other financial liabilities | 70,668.81 | - | 70,668.81 | 28,602.83 | - | 28,602.83 |
| Sub-total-Financial liabilities | 6,20,995.69 | 14,55,374.46 | 20,76,370.15 | 4,94,651.41 | 10,12,508.16 | 15,07,159.57 |
| Non-Financial liabilities | | | | | | |
| Current tax liabilities (net) | - | 3,364.94 | 3,364.94 | - | 2,418.79 | 2,418.79 |
| Provisions | 2,928.78 | - | 2,928.78 | 1,986.48 | - | 1,986.48 |
| Other non-financial liabilities | 904.75 | - | 904.75 | 964.16 | - | 964.16 |
| Sub-total-Non-financial liabilities | 3,833.53 | 3,364.94 | 7,198.47 | 2,950.64 | 2,418.79 | 5,369.43 |
| Total Liabilities | 6,24,829.22 | 14,58,739.40 | 20,83,568.62 | 4,97,602.05 | 10,14,926.95 | 15,12,529.00 |

Note: The Company is having undrawn committed bank lines as on reporting date which is amounting to Rs. 127,500 Lakhs has not been considered in the above bucketing.



Handwritten signature



- 33 The Company is obligated under various capital contracts. Capital contracts are work/purchase orders of a capital nature, which have been committed. Estimated amounts of contracts remaining to be executed on intangible assets aggregated to Rs 417.47 lakhs at March 31, 2023 (March 31, 2022: Gross – Rs 1,148.95 lakhs)
- 34 Various tax related legal proceedings are pending against the Company at various levels of appeal either with the tax authorities or in the courts. Where after considering all available information in the opinion of management a liability requires accrual, the Company accrues such liability. Where such proceedings are sufficiently advanced to enable management to assess that a liability exists and are subject to reasonable estimation, management records its best estimate of such liability. Where a reasonable range of potential outcomes is estimated, management records its best estimate, or in the absence of a basis for selecting a specific estimate within a range, management records a liability no less than the lower end of the estimated range. The contested tax demands are adjusted by the tax authorities against refunds due to the Company on favorable resolution of earlier year's appeals/completion of assessments or paid. The payment/adjustment does not prejudice the outcome of the appeals filed by the Company. The advance tax payments are recorded as advance tax payments. At March 31, 2023, the Company has assessed its contingent tax liability at an aggregate amount of Rs 742.61 lakhs pertaining to income tax demands by the Government of India's tax authorities for past years (March 31, 2022: Rs 70.87 lakhs). Based on consultation with counsel and favorable decisions in the Company's own or other cases, the management believes that the tax authorities are not likely to be able to substantiate their tax assessments and accordingly, has not provided for these tax demands at March 31, 2023.

The key disputed subject matter are detailed below:

- Income tax deduction under section 80G on account of CSR expenditure.
- Disallowance of Depreciation expenses on software.

There are no claims against the Company which have not been acknowledged as debt.

- 35 Basic and Diluted Earnings per share (EPS) computed in accordance with Ind AS 33 - 'Earnings per share'.

| Particulars | | For the year ended March 31, 2023 | For the year ended March 31, 2022 |
|------------------------------------------------------|-----|--------------------------------------|--------------------------------------|
| Basic | | | |
| Profit after tax as per Statement of Profit and Loss | A | 57,910.15 | 34,633.94 |
| Weighted Average Number of Shares | B | 57,22,12,048 | 48,90,32,329 |
| Face value per share | | 10 | 10 |
| Basic Earnings per share | A/B | 10.12 | 7.08 |
| Diluted | | | |
| Adjusted Profit after tax | C | 57,910.15 | 34,633.94 |
| Weighted Average Number of Shares | D | 57,22,12,048 | 48,90,32,329 |
| Face value per share | | 10 | 10 |
| Diluted Earnings per share | C/D | 10.12 | 7.08 |

- 36 Related Parties disclosure:

Disclosure pursuant to Ind AS 24 – "Related Party Disclosures":

List of Related Parties:-

Holding Company

Axis Bank Limited ('ABL')

Fellow subsidiary



Axis Securities Limited ('ASL')
 Axis Mutual Fund Trustee Limited ('AMFTL')
 Axis Trustee Services Limited ('ATSL')
 Axis Asset Management Company Limited ('AAMCL')
 Axis Bank U.K. Limited ('ABUKL')
 Axis Capital Limited ('ACL')
 A. Treds Limited ('ATL')
 Freecharge Payment Technologies Private Limited ('FPTPL')
 Accelyst Solutions Private Limited ('ASPL')

Subsidiary of Fellow subsidiary companies




Axis Capital USA LLC (subsidiary of Axis Capital Ltd.)

Key management personnel

Bipin Kumar Saraf, Managing Director and Chief Executive Officer
 Biju Radhakrishnan Pillai, Wholetime Director
 Amith Iyer, Chief Financial Officer
 Rajneesh Kumar, Company Secretary



Babu Rao Busi (Director)
 Deepak Maheshwari (Director)
 U. B. Pravin Rao (Director)
 V R Kaundinya (Director) till 25 February 2023
 Madhu Dubhashi (Director) till 25 February 2023
 Narasimha Murthy (Director) w.e.f. 12 January 2023
 Pallavi Kanchan (Director) w.e.f. 12 January 2023
 Adhvay Iyer (Relative of KMP)
 Arnav Iyer (Relative of KMP)
 Avinash Iyer (Relative of KMP)
 Ganga Rangan (Relative of KMP)
 Kastoori Rangan (Relative of KMP)
 Kavitha Iyer (Relative of KMP)
 Baburaj Pillai (Relative of KMP)
 Balanand Pillai (Relative of KMP)
 P. Radhakrishnan Pillai (Relative of KMP)
 Sanjana Pillai (Relative of KMP)
 Savithri Pillai (Relative of KMP)
 Shobha Pillai (Relative of KMP)
 Shreyas Pillai (Relative of KMP)
 Mr. Bishwanath Saraf (Relative of KMP)
 Mr. Bikash Kumar Saraf (Relative of KMP)
 Mr. Monish Saraf (Relative of KMP)
 Mrs. Mallika Saraf (Relative of KMP)
 Mrs. Sushila Saraf (Relative of KMP)
 Ms. Deepa Saraf (Relative of KMP)
 Alka Maheshwari (Relative of KMP)
 Neil Maheshwari (Relative of KMP)
 Rochan Maheshwari (Relative of KMP)
 Seema Baldua (Relative of KMP)
 Smita Vahadane (Relative of KMP)
 Mr. Arjun Dubhashi (upto 24/02/2023) (Relative of KMP)
 Ms. Amruta Dubhashi (upto 24/02/2023) (Relative of KMP)
 Ms Renu Goel (upto 24/02/2023) (Relative of KMP)
 Shri Pradip Dubhashi (upto 24/02/2023) (Relative of KMP)
 Aadya Sharma (Relative of KMP)
 Akshar Sharma (Relative of KMP)
 Asha Devi (Relative of KMP)
 Bachchoo Narain (Relative of KMP)
 Rajesh Kumar (Relative of KMP)
 Rajshree (Relative of KMP)
 Sangeeta Singh (Relative of KMP)
 Sunita Sharma (Relative of KMP)
 Medha Rao (Relative of KMP)
 NagarathnaPravin Rao (Relative of KMP)
 Poornima Rao (Relative of KMP)
 Prajwal Rao (Relative of KMP)
 SumatiPrabhakar Rao (Relative of KMP)
 U. B. Prashantha Rao (Relative of KMP)
 Busi Ashish (Relative of KMP)
 Busi Prasad Babu (Relative of KMP)
 Busi Pratik (Relative of KMP)
 Busi Sarada (Relative of KMP)
 Busi Susheela (Relative of KMP)
 Dr Suchitra Manjula (Relative of KMP)
 GENBA Next Technologies Private Limited (Company in which director is interested)
 Vinnakota Venkata Krishna Rao (upto 24/02/2023) (Relative of KMP)
 Achanta Ramalakshmi (upto 24/02/2023) (Relative of KMP)
 Aditya Kaundinya (upto 24/02/2023) (Relative of KMP)
 Dr Vinnakota Venkata Kutumba Rao (upto 24/02/2023) (Relative of KMP)
 Nijigal Prahlad Usha (upto 24/02/2023) (Relative of KMP)
 Vinnakota Narasimha Rao (upto 24/02/2023) (Relative of KMP)
 Vinnakota Phaneendra (upto 24/02/2023) (Relative of KMP)
 Vinnakota Ravisankar (upto 24/02/2023) (Relative of KMP)
 Vinnakota Seshachalapathi (upto 24/02/2023) (Relative of KMP)
 Smt K Lalitha (w.e.f 12/01/2023) (Relative of KMP)
 K Sree Charan (w.e.f 12/01/2023) (Relative of KMP)
 Mrs. N Bhavya Pavani (w.e.f 12/01/2023) (Relative of KMP)
 K Yasaswini (w.e.f 12/01/2023) (Relative of KMP)
 G Lakshmi Narasimha, IRS (w.e.f 12/01/2023) (Relative of KMP)
 Mr. K Hari Kumar (w.e.f 12/01/2023) (Relative of KMP)
 Mr. K Krishna (w.e.f 12/01/2023) (Relative of KMP)





Smt. K. Vatsalya (w.e.f 12/01/2023) (Relative of KMP)
 Aditya Narain (w.e.f 12/01/2023) (Relative of KMP)
 GK Kanchan (w.e.f 12/01/2023) (Relative of KMP)
 Pushplata Kanchan (w.e.f 12/01/2023) (Relative of KMP)
 Raag Narain (w.e.f 12/01/2023) (Relative of KMP)
 Malhar Narain (w.e.f 12/01/2023) (Relative of KMP)
 Madhurima Astana (w.e.f 12/01/2023) (Relative of KMP)
 Mr. Bipin Kumar Saraf HUF (Firm in which director is interested)
 JM Financial Trustee Company Private Limited (Upto 24/02/2023) (Company in which director is interested)
 Recommender Labs Private Limited (Upto 24/02/2023) (Company in which director is interested)
 CXWAI Tech India Private Limited (Upto 24/02/2023) (Company in which director is interested)
 Klrofil Biologics Llp (Upto 24/02/2023) (Company in which director is interested)
 Vasudhaika Software Private Limited (Upto 24/02/2023) (Company in which director is interested)
 IKP CENTRE FOR ADVANCEMENT IN AGRICULTURAL PRACTICE (upto 24/02/2023) (Company in which director is interested)
 Sri Kari Management Consultant Private Limited (w.e.f 12/01/2023) (Company in which director is interested)
 Narshmlha Murthy & Co Cost accountant (w.e.f 12/01/2023) (Company in which director is interested)
 Karta Initiative India Foundation (w.e.f 12/01/2023) (Company in which director is interested)
 DDMS Simulations Software Consultants Private Limited (Company in which director is interested)
 Agrirain Agro Industries India Private Limited (Upto 24/02/2023) (Company in which director is interested)

36 Related Parties disclosure:

Transactions with related parties

| Nature of transactions | Holding Company | Fellow Subsidiary including subsidiary of fellow subsidiary | Key Management Personnel | Total |
|-----------------------------------------------------|-----------------|-------------------------------------------------------------|--------------------------|-------------|
| Capital Receipts and Payments | | | | |
| WCDL & OD taken (ABL) | - | - | - | - |
| | (13,560.97) | (-) | (-) | (13,560.97) |
| Capital Infusion including Securities Premium (ABL) | 39,943.18 | - | - | 39,943.18 |
| | (39,946.38) | (-) | (-) | (39,946.38) |
| Non-Convertible Debentures (ABL) | 8,500.00 | - | - | 8,500.00 |
| | (31,500.00) | (-) | (-) | (31,500.00) |
| Transactions | | | | |
| Rent paid (ABL) | 246.59 | - | - | 246.59 |
| | (230.00) | (-) | (-) | (230.00) |
| Car Parking Rent (ABL) | 1.40 | - | - | 1.40 |
| | (-) | (-) | (-) | (-) |
| Bank charges (ABL) | 11.37 | - | - | 11.37 |
| | (7.57) | (-) | (-) | (7.57) |
| NACH charges (ABL) | 27.02 | - | - | 27.02 |
| | (20.13) | (-) | (-) | (20.13) |
| Interest paid on borrowings (ABL) | 3,549.45 | - | - | 3,549.45 |
| | (1,347.16) | (-) | (-) | (1,347.16) |
| Interest paid on Non-Convertible Debentures (ABL) | 3,053.75 | - | - | 3,053.75 |
| | (2,235.00) | (-) | (-) | (2,235.00) |
| Demat Charges (ASL) | - | 0.01 | - | 0.01 |
| | (-) | (0.04) | (-) | (0.04) |
| Demat Charges (ABL) | 1.39 | - | - | 1.39 |
| | (3.27) | (-) | (-) | (3.27) |
| Professional fees (ATSL) | - | 12.13 | - | 12.13 |
| | (-) | (4.77) | (-) | (4.77) |
| Salary, Rent and contribution to PF (KMP) | - | - | 993.51 | 993.51 |
| | (-) | (-) | (774.24) | (774.24) |
| Staff Loan repayment (KMP) | - | - | 22.76 | 22.76 |
| | (-) | (-) | (6.43) | (6.43) |
| Staff Loan given (KMP) | - | - | - | - |
| | (-) | (-) | (64.88) | (64.88) |
| Staff Loan Interest (KMP) | - | - | 4.95 | 4.95 |
| | (-) | (-) | (3.26) | (3.26) |
| Group Term Life Premium Reimbursement (ABL) | - | - | - | - |
| | (87.96) | (-) | (-) | (87.96) |
| Brokerage paid (ASL) | - | 2.14 | - | 2.14 |
| | (-) | (39.52) | (-) | (39.52) |
| IPA commission charges paid (ABL) | 2.00 | - | - | 2.00 |
| | (2.80) | (-) | (-) | (2.80) |
| Future Service Gratuity Premium Reimbursement (ABL) | - | - | - | - |
| | (5.35) | (-) | (-) | (5.35) |



Handwritten signature



36 Related Parties disclosure:

Transactions with related parties

| Nature of transactions | Holding Company | Fellow Subsidiaries including subsidiaries of fellow subsidiaries | Key Management Personnel | Total |
|------------------------------------------------------------------|----------------------------|-------------------------------------------------------------------|--------------------------|----------------------------|
| Service charges other – IT Service fees (ABL) | 88.93 (68.06) | - (-) | - (-) | 88.93 (68.06) |
| Treps Charges (ABL) | 3.00 (2.75) | - (-) | - (-) | 3.00 (2.75) |
| Subscription Charges (FPTPL) | - (-) | - (0.25) | - (-) | - (0.25) |
| Arrangership fees (ABL) | 5.00 (110.89) | - (-) | - (-) | 5.00 (110.89) |
| Consideration received from sell down including fees (ABL) | 1,10,814.40 (84,305.96) | - (-) | - (-) | 1,10,814.40 (84,305.96) |
| Processing Fees (ABL) | 1,985.57 (3,055.01) | - (-) | - (-) | 1,985.57 (3,055.01) |
| Other Reimbursement of Expenses (ABL) | 128.45 (127.83) | - (-) | - (-) | 128.45 (127.83) |
| Reimbursement of Professional Fees (ABL) | 15.64 (-) | - (-) | - (-) | 15.64 (-) |
| Interest on Fixed Deposits (ABL) | 177.60 (86.04) | - (-) | - (-) | 177.60 (86.04) |
| Royalty Charges (ABL) | 348.47 (226.40) | - (-) | - (-) | 348.47 (226.40) |
| ESOP recovered (ABL) | 59.54 (284.63) | - (-) | - (-) | 59.54 (284.63) |
| ESOP cost debited & considered deemed capital contribution (ABL) | 860.15 (311.97) | - (-) | - (-) | 860.15 (311.97) |
| Closing Balance/Outstanding Balances as on 31st March | | | | |
| Share Capital (ABL) | 59,081.39 (53,851.25) | - (-) | - (-) | 59,081.39 (53,851.25) |
| Current Account Balance (ABL) | 11,943.55 () | - () | - () | 11,943.55 () |
| Overdraft/Term Loan Account Balance (ABL) | 58,571.45 (18,042.43) | - (-) | - (-) | 58,571.45 (18,042.43) |
| Royalty Charges Payable (ABL) | 116.61 (57.85) | - (-) | - (-) | 116.61 (57.85) |
| Fixed Deposits (ABL) | - (183.13) | - (-) | - (-) | - (183.13) |
| OPE Payables (ABL) | - (3.24) | - (-) | - (-) | - (3.24) |
| Non-Convertible Debentures (ABL) | 42,500.00 (42,500.00) | - (-) | - (-) | 42,500.00 (42,500.00) |
| Sundry Receivables (ASL) | - (-) | - (552.37) | - (-) | - (552.37) |
| Sundry Receivables (ABL) | 3.86 (-) | - (-) | - (-) | 3.86 (-) |
| Staff Loan given (KMP) | - (-) | - (-) | 119.90 (142.66) | 119.90 (142.66) |
| Sundry Payables (ATSL) | - (-) | - (2.29) | - (-) | - (2.29) |
| Demat Charges Payables (ASL) | - (-) | - (0.07) | - (-) | - (0.07) |


Note: -

- The remuneration to the key managerial person does not include provisions towards bonus and gratuity and other benefits as they are determined on actuarial basis for the Company as a whole.
- Figures in bracket pertain to previous year.
- Transactions shown above are excluding Goods & Services Tax.
- Above transactions are based on contractual cash flow basis.


36a RBI circular/2022-23/29.DOR.CRE.REC.NO.25/03.10.001/2022-23 - Loans to Senior Officers

| Particulars | Outstanding as at 31 March 2023 | Outstanding as at 31 March 2022 |
|-------------------------|---------------------------------|---------------------------------|
| Loan to Senior officers | 216.71 | 117.75 |

* For loans to KMP- please refer note 36 above.



Handwritten signature



37 Employee Benefits

a) Defined contribution plan (Provident fund)

Amount of ₹ in lakhs 519.31 (Previous Year ₹ 390.41) is recognised as expenses and included in Note 27 of "Employee Benefits expenses" in Statement of Profit and Loss.

b) Defined benefit plan (Gratuity)

The Company provides for the gratuity, a defined benefit retirement plan covering eligible employees. The plan provides for lumpsum payments to employees upon death while in the employment or on separation from employment after serving for the stipulated period mentioned under the Payment of Gratuity Act 1972. The Company makes the contribution to the gratuity scheme administered by the Life Insurance Corporation of India through its gratuity fund.

The Company has invested fund in New Group Gratuity Cash Accumulation Plan with Life Insurance Corporation of India.

1) Amount recognized in employee cost:

| Particulars | For the year ended March 31, 2023 | For the year ended March 31, 2022 |
|-------------------------------------|--------------------------------------|--------------------------------------|
| Current service cost | 130.27 | 92.82 |
| Interest cost on benefit obligation | 39.15 | 18.26 |
| Expected return on plan assets | (24.67) | (14.88) |
| Past service cost | 172.06 | - |
| Transferred from group Company | - | - |
| Net benefit expense/(income) | 316.81 | 96.20 |

2) Amount recognized in Other Comprehensive Income (OCI):

| Particulars | For the year ended March 31, 2023 | For the year ended March 31, 2022 |
|-------------------------------------------------------------|--------------------------------------|--------------------------------------|
| Net actuarial (gain)/loss recognized in the year | (90.75) | 2.05 |
| Return on Plan Assets, Excluding Interest Income | (100.09) | 2.01 |
| Net benefit (income)/expense for the year recognized in OCI | (190.84) | 4.06 |

3) Amount recognized in Balance Sheet:

| Particulars | For the year ended March 31, 2023 | For the year ended March 31, 2022 |
|------------------------------------|--------------------------------------|--------------------------------------|
| Projected benefit obligation | (610.17) | (368.00) |
| Fair value of plan assets | 483.39 | 340.31 |
| Funded Status (Surplus/ (Deficit)) | (126.78) | (27.69) |
| Plan assets/(liability) | (126.78) | (27.69) |

4) Actual return on plan assets



| Particulars | For the year ended March 31, 2023 | For the year ended March 31, 2022 |
|-----------------------------------------|--------------------------------------|--------------------------------------|
| Expected return on plan assets | 24.67 | 14.88 |
| Actuarial gains/(losses) on plan assets | 100.09 | (2.01) |
| Actual Return on plan assets | 124.76 | 12.87 |

5) Reconciliation of balances of Defined Benefit Obligation:


| Particulars | For the year ended March 31, 2023 | For the year ended March 31, 2022 |
|---------------------------------------------------------------|--------------------------------------|--------------------------------------|
| Opening projected benefit obligation | 368.00 | 267.80 |
| Interest cost | 39.15 | 18.26 |
| Current service cost | 130.27 | 92.82 |
| Past Service Cost - Vested Benefit Incurred during the period | 172.06 | - |
| Benefit Paid From the Fund | (8.57) | (12.93) |
| Actuarial (gains)/losses on obligation | (90.75) | 2.05 |
| Closing projected benefit obligation | 610.16 | 368.00 |

6) Projected Benefits Payable in Future Years From the Date of Reporting:

| Particulars | For the year ended March 31, 2023 | For the year ended March 31, 2022 |
|---------------------------|--------------------------------------|--------------------------------------|
| 1st Following Year | 27.23 | 13.30 |
| 2nd Following Year | 13.17 | 14.77 |
| 3rd Following Year | 15.79 | 26.53 |
| 4th Following Year | 18.15 | 21.24 |
| 5th Following Year | 38.41 | 23.84 |
| Sum of Years 6 To 10 | 338.80 | 171.69 |
| Sum of Years 11 and above | 1,243.32 | 657.64 |



Handwritten signature



37 Employee Benefits

7) Reconciliation of balances of the fair value of plan assets are as follows:

| Particulars | March 31, 2023 | March 31, 2022 |
|-----------------------------------|----------------|----------------|
| Opening fair value of plan assets | 340.31 | 218.21 |
| Expected return | 24.67 | 14.88 |
| Contributions by employer | 26.88 | 122.17 |
| Benefits paid | (8.57) | (12.94) |
| Actuarial gains/(losses) | 100.09 | (2.01) |
| Closing fair value of plan assets | 483.38 | 340.31 |

8) The major categories of plan assets as a percentage of the fair value of total plan assets are as follows:

Gratuity

| Particulars | March 31, 2023 | March 31, 2022 |
|-------------------------|----------------|----------------|
| Investment with insurer | 100% | 100% |

The overall expected rate of return on assets is determined based on the market prices prevailing on that date, applicable to the period over which the obligation is to be settled.

The principal assumptions used in determining gratuity obligations for the Company's plans are shown below:

| Particulars | March 31, 2023 | March 31, 2022 |
|-----------------------------------|------------------------------------------------|------------------------------------------------|
| Mortality rate | Indian Assured Lives Mortality 2012-14 (Urban) | Indian Assured Lives Mortality 2012-14 (Urban) |
| Discount rate | 7.47% | 7.25% |
| Expected rate of return on assets | 7.47% | 7.25% |
| Employee turnover | | |
| For service 2 years and below | 29.00% | 5.00% |
| For service 3 years to 4 years | 11.00% | 5.00% |
| For service 5 years and above | 2.00% | 5.00% |
| Salary escalation rate | 7.00% | 7.00% |

The estimates of future salary increases considered in actuarial valuation, takes into account inflation, seniority, promotion and other relevant factors, such as supply and demand in the employment market.

Amounts for the current and previous four periods are

| Particulars | 2022 – 2023 | 2021 – 2022 | 2020 – 2021 | 2019 – 2020 | 2018 – 2019 |
|--------------------------------------------|-------------|-------------|-------------|-------------|-------------|
| Projected benefit obligation | 610.16 | 368.00 | 267.80 | 197.70 | 124.35 |
| Plan assets | 483.38 | 340.31 | 218.21 | 133.18 | 130.64 |
| (Surplus) /deficit | 126.78 | 27.69 | 49.59 | 64.52 | (6.29) |
| Experience adjustments on plan liabilities | - | - | - | - | - |
| Experience adjustments on plan assets | - | - | - | - | - |

Expected cash flow for the following year:

| Particulars | For the year ended March 31, 2023 | For the year ended March 31, 2022 |
|-----------------------------------------------------------------------------|-----------------------------------|-----------------------------------|
| Expected payment contributions to the plan for next annual reporting period | 245.69 | 157.96 |

The weighted average duration of defined benefit obligations as at 31 March 2023 is 12 years (Previous Year : 12 years)

9) Sensitivity Analysis

| Particulars | For the year ended March 31, 2023 | For the year ended March 31, 2022 |
|---------------------------------------------------------|-----------------------------------|-----------------------------------|
| Projected Benefit Obligation on Current Assumptions | 610.17 | 368.00 |
| Delta Effect of +1% Change in Rate of Discounting | (62.20) | (34.65) |
| Delta Effect of -1% Change in Rate of Discounting | 73.31 | 40.76 |
| Delta Effect of +1% Change in Rate of Salary Increase | 58.87 | 32.23 |
| Delta Effect of -1% Change in Rate of Salary Increase | (52.35) | (28.23) |
| Delta Effect of +1% Change in Rate of Employee Turnover | 1.95 | (0.99) |
| Delta Effect of -1% Change in Rate of Employee Turnover | (2.84) | 0.67 |



The sensitivity analysis have been determined based on reasonably possible changes of the respective assumptions occurring at the end of the reporting period, while holding all other assumptions constant.

The sensitivity analysis presented above may not be representative of the actual change in the projected benefit obligation as it is unlikely that the change in assumptions would occur in isolation of one another as some of the assumptions may be correlated.

Furthermore, in presenting the above sensitivity analysis, the present value of the projected benefit obligation has been calculated using the projected unit credit method at the end of the reporting period, which is the same method as applied in calculating the projected benefit obligation as recognised in the balance sheet.

There was no change in the methods and assumptions used in preparing the sensitivity analysis from prior years.

c) The Company does not have any leave encashment policy for its employees.



38 Provisions and Contingencies

The break-up of 'Provisions and Contingencies' shown under the head Expenditure in the Statement of Profit and Loss is as below:

| Particulars | For the year ended March 31, 2023 | For the year ended March 31, 2022 |
|---------------------------------------------------|--------------------------------------|--------------------------------------|
| Provisions for impairment on Investment | 62.79 | (119.20) |
| Provision towards loan assets (Stage 3) | (5,600.91) | 2,322.58 |
| Provision towards Receivables | - | (5.27) |
| Provision made towards Income tax | 18,638.61 | 13,006.87 |
| Bad Debts Written off | 4,612.28 | 3,047.55 |
| Provision for Standard Assets (Stage 1 & Stage 2) | 7,460.01 | 2,042.17 |

39 Leases:

A) Amounts recognised in the Balance sheet

| Particulars | For the year ended March 31, 2023 | For the year ended March 31, 2022 |
|----------------------------------|--------------------------------------|--------------------------------------|
| Gross carrying value | 3,011.12 | 1,862.61 |
| Addition | 1,424.23 | 1,349.37 |
| Deletion | (1,548.59) | (200.86) |
| Translation adjustments | - | - |
| Gross carrying value | 2,886.76 | 3,011.12 |
| Accumulative depreciation | | |
| Opening Balance | 553.98 | 175.60 |
| Depreciation | 747.98 | 378.38 |
| Translation adjustments | - | - |
| Closing Balance | 1,301.96 | 553.98 |
| Net carrying value | 1,584.80 | 2,457.14 |

B) The following is the movement in lease liabilities during the year ended March 31, 2023

| Particulars | For the year ended March 31, 2023 | For the year ended March 31, 2022 |
|--------------------------------------------------------|--------------------------------------|--------------------------------------|
| Opening Lease Liabilities | 2,612.55 | 1,749.08 |
| Additions/accrued | 1,424.23 | 1,349.37 |
| Interest on lease liabilities | 113.29 | 165.71 |
| Deletions | (1,667.43) | (234.67) |
| Payment towards Lease Liability (Principal & Interest) | (824.13) | (416.94) |
| Closing Lease Liabilities | 1,658.51 | 2,612.55 |

Amounts recognised in Statement of profit and Loss during the year ended March 31, 2023

| Particulars | For the year ended March 31, 2023 | For the year ended March 31, 2022 |
|---------------------------------------|--------------------------------------|--------------------------------------|
| Depreciation expense of right-of-use | 787.09 | 392.93 |
| Interest expense on lease liabilities | 113.29 | 165.71 |
| Total | 900.38 | 558.64 |

Total cash outflow for leases:

| Particulars | For the year ended March 31, 2023 | For the year ended March 31, 2022 |
|-------------------------------|--------------------------------------|--------------------------------------|
| Total cash outflow for leases | 824.13 | 416.94 |
| Total | 824.13 | 416.94 |

The table below provides details regarding the contractual maturities of lease liabilities as at March 31, on an undiscounted basis



| Tenure | For the year ended March 31, 2023 | For the year ended March 31, 2022 |
|-------------------------------|--------------------------------------|--------------------------------------|
| Less than 1 year | 764.79 | 350.11 |
| 1-3 years | 749.94 | 817.06 |
| 3-5 years | 143.79 | 464.28 |
| More than 5 years | - | 981.10 |
| Balance as at 31 March | 1,658.52 | 2,612.55 |

While measuring the lease liabilities, the Company discounted lease payments using its incremental borrowings rate at average rate of 7.95% p.a. The weighted average rate applied ranges between 7% p.a to 7.95% p.a.

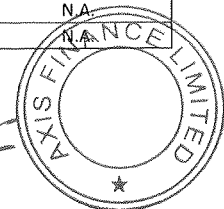
40 Basis the information available there are no relations and transactions with Struck off Companies during the year ended March 31, 2023 (Previous year: NIL)

41 Analytical Ratios

| Ratio | Numerator | Denominator | 31 March, 2023 | 31 March, 2022 | % Variance | Reason for variance (if above 25%) |
|----------------------------------------------|--------------|--------------|----------------|----------------|------------|------------------------------------|
| Capital to risk-weighted assets ratio (CRAR) | 4,47,163.91 | 22,24,892.16 | 20.10% | 19.18% | 4.80% | N.A. |
| Tier I CRAR | 3,29,002.72 | 22,24,892.16 | 14.79% | 14.03% | 5.42% | N.A. |
| Tier II CRAR | 1,18,161.19 | 22,24,892.16 | 5.31% | 5.15% | 3.11% | N.A. |
| Debt Equity Ratio | 20,00,183.56 | 3,17,157.09 | 6.31 | 6.73 | -6.24% | N.A. |
| Liquidity Coverage Ratio | 42,687.12 | 19,751.25 | 216.12% | 272.99% | -20.83% | N.A. |



Handwritten signature.





42 Key Ratios for the year ended

| Particulars | March 31, 2023 | March 31, 2022 |
|----------------------------|----------------|----------------|
| Return on Equity Ratio | 21.15% | 15.13% |
| Net Profit Ratio | 24.89% | 22.93% |
| Return on Capital Employed | 2.76% | 2.59% |

43 Revenue from contract with customers (Ind AS 115)

| Particulars | March 31, 2023 | March 31, 2022 |
|-----------------------------------------|-----------------|----------------|
| Type of Services | | |
| Cheque / NACH Bouncing Charges | 142.88 | 58.27 |
| Pre/Part payment Charges | 149.96 | 28.34 |
| Foreclosure Charges | 1,223.48 | 410.93 |
| Commission Income | - | - |
| Miscellaneous fees | 2,129.83 | - |
| Others | 679.68 | 127.40 |
| Total | 4,325.83 | 624.94 |
| Geographical markets | | |
| India | 4,325.83 | 624.94 |
| Outside India | - | - |
| Total | 4,325.83 | 624.94 |
| Timing of revenue recognition | | |
| Services transferred at a point in time | 4,325.83 | 624.94 |
| Services transferred over time | - | - |
| Total | 4,325.83 | 624.94 |



Handwritten signature



AXIS FINANCE LIMITED

Notes forming part of financial statements for the year ended March 31, 2023

(All amounts are in rupees lakhs, except per share data and as stated otherwise)

44. Risk Management

Risk Profile

The Company has operations within India. It is exposed to various kind of risks such as credit risk, liquidity risk, market risk, Operational risk and Business risks. While risk is inherent to the Company's activities, it is managed through a risk management framework including identification, monitoring, subject to risk limits and other controls. Risk management is critical to the Company's continuing profitability.

Risk Management Structure

The Board of Directors are responsible for the overall risk management approach and for approving the risk management strategies and principles.

The Risk Management Committee of the Board has the responsibility for development of the risk strategy & risk appetite and implementing principles, policies and limits. The Committee is also responsible for managing risk decisions and monitoring risk levels.

The Risk Department is responsible for monitoring compliance with risk policies and limits. Business units are primarily responsible for management of risk in their units, including monitoring the risk of exposures against limits and the assessment of risks of transactions. Exceptions / breach of limits are reported to the management and the Risk Management Committee.

The Treasury Department is responsible for managing the liabilities and the overall capital structure. It is also primarily responsible for the funding and liquidity risks.



The Risk management processes are audited annually by the internal auditors, which examine the adequacy of the processes and compliance with the limits. The internal auditors discuss the results of all assessments with the management. Observations and recommendations of the internal auditors are reported to the Audit Committee of the Board.

The Company's capital management guidelines ensure maintenance and management of prudent capital levels to support the desired balance sheet growth and provide a cushion against unexpected losses.

Managing liquidity positions is vital for the Company's effective operation. The management monitors the liquidity position on an ongoing basis and also examines how liquidity requirements are likely to evolve under different scenarios. The Asset Liability Management Committee (ALCO), inter-alia comprising the Managing Director & CEO, Chief Risk Officer and Chief Financial Officer, considers the current economic and market environment, near-term business growth projections and long-term strategic business decisions for determining the appropriate mix of funding sources to ensure liquidity is managed prudently.

Risk Measurement and Reporting

Monitoring and controlling risks is performed based on limits established by the Company. These limits reflect the business strategy and market environment of the Company as well as the level of risk the Company is willing to accept, with additional emphasis on selected sectors, liquidity position and capital adequacy position. Information in this regard is presented to the senior management on a monthly basis and to the Risk Management Committee of the Board on a quarterly basis.



AXIS FINANCE LIMITED

Notes forming part of financial statements for the year ended March 31, 2023

(All amounts are in rupees lakhs, except per share data and as stated otherwise)

Excessive Risk Concentration

Concentration arises when a number of counterparties are engaged in similar business activities or operate in the same region or have similar features that would cause their ability to meet contractual obligations to be similarly affected by changes in economic or other conditions. In order to avoid excessive concentration of risk, the Company's policies include limits / guidelines on maintaining a diversified portfolio. Identified concentrations of credit risks are controlled and managed accordingly.

Credit Risk

Credit risk is the risk that the Company will incur a loss because its borrowers fail to fulfil their contractual obligations. The Company has robust underwriting mechanism for loans and investments. It manages and controls its credit risk by setting limits on the amount of exposure for individual counterparties & groups, products, geographies, etc. and by monitoring exposures in relation to such limits. It actively uses collaterals to reduce the credit risk. Credit quality review of individual exposures is undertaken for timely identification of deterioration in creditworthiness of counterparties, including that of collaterals.

Impairment Assessment

a) Definition of Default and Cure

The Company considers a loan as defaulted and therefore classified as Stage 3 (credit impaired) for ECL calculation in all cases when the borrower crosses 90 days past due on its contractual payments. Also, any loan facility which has been restructured / where the Company has exercised forbearance is considered as Stage 3.

As part of qualitative assessment of whether a customer is in default, the Company also considers other instances that may indicate unlikelihood to pay.



An asset classified as Stage 3 when the borrower crosses 90 days past due on its contractual payments shall be moved out from Stage 3 upon payment of all irregularities. Restructured assets shall be moved out from Stage 3 on adherence of restructuring terms, subject to a cooling period of 1 year.

b) Probability of Default (PD) Estimation

It is an estimate of the likelihood of default over a given time horizon. In order to estimate / source the PDs, studies on defaults by external rating agencies available in public domain and experience of the Parent (Axis Bank Limited) have been taken into account.

c) Exposure at Default (EAD)

EAD is an estimate of the exposure at a future default date, taking into account expected changes in the exposure after the reporting date, including repayment of principal and interest, whether contractually scheduled or otherwise and expected drawdown on committed loan facilities and accrued interest from missed payments.



AXIS FINANCE LIMITED

Notes forming part of financial statements for the year ended March 31, 2023

(All amounts are in rupees lakhs, except per share data and as stated otherwise)

d) Loss Given Default (LGD)

LGD is an estimate of the loss arising in case where a default occurs. It is based on the difference between the contractual cash flows due and those that the Company would expect to receive, including from the realization of any collateral.

Significant Increase in Credit Risk

The Company considers an exposure to have significantly increase in credit risk when the borrower becomes 30 days past due on its contractual payments. Further, a borrower who was credit impaired during the past 6 months preceding the reporting date shall also be classified as exhibiting significant increase in credit risk.

As part of qualitative assessment of whether a customer is exhibiting significant increase in credit risk, the Company also considers other instances that may indicate that there has been a significant deterioration in the customer's ability and willingness to pay.

Grouping Financial Assets

The Company calculates Expected Credit Loss (ECL) for loan assets at an individual client basis, based on the nature of the loan product. ECL for other assets and all Stage 3 assets is also calculated on an individual basis.

Analysis of Risk Concentration




The Company's risk concentration is managed by client / counterparty limits. The maximum credit exposure to any client or counterparty was ₹31,500.00* lakhs as at March 31, 2023 (March 31, 2022 ₹20,000.00 lakhs). Total exposure to 20 largest customers constituted 15.59% of the Company's total credit exposure as at March 31, 2023.

*Exposure include interest as well

Credit Risk Exposure Analysis at Amortized Cost

(₹ In lakhs)

| Particulars | As at 31 March 2023 | | | |
|--------------------------|---------------------|------------------|------------------|---------------------|
| | Stage 1 | Stage 2 | Stage 3 | Total |
| Wholesale (A) | 12,34,925.46 | 22,021.11 | 8,343.85 | 12,65,290.42 |
| Retail (B) | 9,52,995.02 | 6,828.76 | 5,345.85 | 9,65,169.63 |
| Total Loans (A+B) | 21,87,920.48 | 28,849.87 | 13,689.70 | 22,30,460.05 |
| Investments | 91,107.09 | - | - | 91,107.09 |



AXIS FINANCE LIMITED

Notes forming part of financial statements for the year ended March 31, 2023

(All amounts are in rupees lakhs, except per share data and as stated otherwise)

Credit Risk Exposure Analysis at Amortized Cost

(₹ In lakhs)

| Particulars | As at 31 March 2022 | | | |
|--------------------------|---------------------|------------------|------------------|---------------------|
| | Stage 1 | Stage 2 | Stage 3 | Total |
| Wholesale (A) | 10,32,804.47 | 10,211.37 | 18,172.96 | 10,61,188.80 |
| Retail (B) | 5,68,190.76 | 4,681.84 | 2,224.29 | 5,75,096.89 |
| Total Loans (A+B) | 16,00,995.23 | 14,893.21 | 20,397.25 | 16,36,285.69 |
| | | | | |
| Investments | 69,035.55 | - | - | 69,035.55 |

Collateral and Other Credit Enhancements

In order to mitigate the credit risk, the Company obtains collaterals, depending upon the assessment of credit risk at the individual loan account level. The Company has adopted guidelines for valuation and acceptability of each type of collateral.

Collateral obtained include debentures, bonds, debt mutual fund units, real estate properties, fixed assets, escrow of specific receivables / cash flows. The Company also obtains personal / corporate guarantees from key promoters and parent / group companies for loans to their subsidiaries / group companies.

The management monitors the market value of collateral and additional collateral is obtained in case of a breach in the stipulated security cover in accordance with the loan agreement.

Liquidity Risk



Liquidity risk is the risk that the Company will encounter difficulty in meeting obligations associated with financial liabilities. Liquidity risk arises because of the possibility that the Company might be unable to meet its payment obligations when they fall due, as a result of mismatches in the timing of cash flows. The Company has arranged for funding through diversified sources and adopted a policy of managing cash flows and monitoring liquidity to limit this risk. The Company has also adopted a Contingency Funding Plan, which is tested on an annual basis and the test results are placed before the Risk Management Committee of the Board.

Prepayment Risk

Prepayment risk is the risk that the Company will incur a financial loss because its customers repay earlier than contracted. The Company has an option to levy a pre-payment penalty in such cases, wherever sanction terms provide for the same.

Market Risk

Market risk is the risk that the fair value or future cash flows of financial instruments will fluctuate due to changes in market variables such as interest rates and equity prices.



AXIS FINANCE LIMITED

Notes forming part of financial statements for the year ended March 31, 2023

(All amounts are in rupees lakhs, except per share data and as stated otherwise)

The Company held Government securities as part of its Trading Portfolio during the year. The trading position is monitored regularly by the Risk department as part of Interest Rate Risk Management and adherence to stop loss limits is ensured.

Interest Rate Risk

The Company has set up an Earnings at Risk limit for managing the Interest Rate Risk in the lending book which is monitored by The Asset Liability Management Committee (ALCO)

The Gap i.e. the difference between Rate Sensitive Assets (RSA) and Rate Sensitive Liabilities (RSL) for each time bucket upto 1 year is used as a measure of interest rate sensitivity. A Gap Report is generated by grouping rate sensitive liabilities, assets and off-balance sheet positions into time buckets according to residual maturity or next re-pricing period, whichever is earlier. A positive Gap indicates that RSAs are more than RSLs whereas negative Gap indicates that RSLs are more than RSAs. The following table indicates the sensitivity of interest rate shocks to the Net Interest Income as per Earnings at Risk model that considers AFL's Rate sensitive assets and Rate sensitive liabilities upto 1 year time buckets:




| Increase / Decrease in basis points | Sensitivity of Net Interest Income | Sensitivity of Net Interest Income |
|----------------------------------------|---------------------------------------|---------------------------------------|
| | 2022-23 | 2021-22 |
| +/- 20 bps | - ₹961 lakhs / + ₹961 lakhs | - ₹105 lakhs / + ₹105 lakhs |
| +/- 30 bps | - ₹1442 lakhs / + ₹1442 lakhs | - ₹157 lakhs / + ₹157 lakhs |

Foreign Currency Risk

Currency risk is the risk that the value of a financial instrument will fluctuate due to changes in foreign exchange rates. Foreign currency risk for the Company arises majorly on account of foreign currency borrowings. The Company manages this foreign currency risk by entering into cross currency swaps and forward contract. When a derivative is entered into for the purpose of being as hedge, the Company negotiates the terms of those derivatives to match with the terms of the hedge exposure. The Company's policy is to fully hedge its foreign currency borrowings at the time of drawdown and remain so till repayment. The Company holds derivative financial instruments such as cross currency interest rate swap to mitigate risk of changes in exchange rate in foreign currency and floating interest rate. The counterparty for these contracts is generally a bank. These derivative financial instruments are valued based on quoted prices for similar assets and liabilities in active markets or inputs that are directly or indirectly observable in market place.

Operational Risk

Operational risk is the risk of loss arising from inadequate or failed internal processes, systems, people or external events. Operational risk can lead to financial and reputational loss or have legal or regulatory implications when controls fail to operate effectively. The Company cannot expect to eliminate all operational risks. However, it manages these risks through a control framework. Controls include defined process and framework across all units, system access, authorization and reconciliation procedures and assessment processes such as the use of internal audit and concurrent audit.



AXIS FINANCE LIMITED

Notes forming part of financial statements for the year ended March 31, 2023

(All amounts are in rupees lakhs, except per share data and as stated otherwise)

Impairment of Financial Assets

The Company records allowance for expected credit losses (ECL) for all loans and debt investments, together with loan commitments to customers.

The ECL allowance is based on the credit losses expected to arise over the life of the asset, unless there has been no significant increase in credit risk since origination, in which case the allowance is based on the 12 months' expected credit loss. Both life time expected credit loss and 12 months' expected credit loss are calculated on individual loan / instrument basis.

At the end of each reporting period, the Company performs an assessment of whether the loan's / investment's credit risk has increased significantly since initial recognition by considering the change in the risk of default occurring over the remaining life of the asset.

Based on the above, the Company categorises its loans into Stage 1, Stage 2 and Stage 3 as under:

Stage 1: When loans are first recognised, the Company recognises an allowance based on 12 months' expected credit loss. Stage 1 loans also include facilities where the credit risk has improved and the loan has been re-classified from Stage 2.

Stage 2: When a loan has shown significant increase in credit risk since origination, the Company records an allowance for the life time expected credit loss. Stage 2 loans also include facilities where the credit risk has improved and the loan has been re-classified from Stage 3.

Stage 3: When a loan is credit impaired, the Company records an allowance for the life time expected credit loss.

Calculation of Expected Credit Losses (ECL)

The Company calculates ECL to measure the expected cash shortfall, discounted at the Effective Interest Rate (EIR). Expected cash shortfall is the difference between the cash flows that are contractually due to the Company and cash flows that the Company expects to receive.


Key elements considered for ECL calculation are as under:

Probability of Default (PD): It is an estimate of the likelihood of default over a given time horizon. In order to estimate the PDs, studies on defaults available in public domain and experience of the Parent Company (Axis Bank Limited) have been taken into account.


Exposure at Default (EAD): EAD is an estimate of the exposure at a future default date, taking into account expected changes in the exposure after the reporting date, including repayment of principal and interest, whether contractually scheduled or otherwise and expected drawdown on committed loan facilities and accrued interest from missed payments

Loss Given Default (LGD): LGD is an estimate of the loss arising in case where a default occurs. It is based on the difference between the contractual cash flows due and those that the Company would expect to receive, including from the realization of any security.

ECL is calculated as under:



Smithy



AXIS FINANCE LIMITED

Notes forming part of financial statements for the year ended March 31, 2023

(All amounts are in rupees lakhs, except per share data and as stated otherwise)

Stage 1: The Company calculates the 12 months' ECL based on the expectation of a default occurring within 12 months from the reporting date. The expected 12-month PD is applied to the EAD and multiplied by the expected LGD and discounted at the EIR.

Stage 2: When a loan has shown significant increase in credit risk since origination, the Company records an allowance for life time expected credit loss.

Stage 3: For loans considered credit impaired, life time ECL is recognized.

The Company also adopts a loss- based approach to calculate ECL for assets predominantly secured by listed / quoted financial securities.

Forward Looking Information

In computation of ECL, the Company considers historical loss rates on the portfolio over a period which covers most external factors such as equity prices, property prices, collateral valuations, interest rates, etc. The management believes that there is no correlation directly with external events on loan repayment by the customers. Accordingly, no analysis has been performed.

Collateral Valuation

To mitigate the credit risk on loans / investments, the Company seeks to use collateral, where possible. The collateral may be in the form of receivables, mutual funds, bonds, real estate and guarantees.

Fair value of the collateral affects the calculation of ECL. It is assessed at inception of the loan and re-assessed every 3 years as per internal guidelines. However, quoted financial securities are valued daily.

Write-offs

Financial assets are written-off either partially or in their entirety when the Company has stopped pursuing recovery or where the chances of recovery are low. The Company has written-off loans to the extent of Rs. 4612.28 lakhs during the year (Previous Year: 3047.55).

Disclosure on Liquidity Risk 31 March, 2023




Disclosure on Liquidity Risk, as per extant RBI guidelines on Liquidity Risk Management Framework for Non-Banking Financial Companies as at March 31, 2023 is as follows:

i. Funding Concentration based on Significant Counterparty:

| Number of Significant Counterparties | Amount (₹ lakhs) | % of Total Deposits | % of Total Liabilities |
|--------------------------------------|------------------|---------------------|------------------------|
| 18 | 15,48,020.07 | N.A. | 74.30% |

Notes:

- Significant Counterparty - a single counterparty or group of connected or affiliated counterparties accounting in aggregate for more than 1% of the company's Total Liabilities.



AXIS FINANCE LIMITED

Notes forming part of financial statements for the year ended March 31, 2023

(All amounts are in rupees lakhs, except per share data and as stated otherwise)

- Total Liabilities has been computed as sum of all liabilities (Balance Sheet figure) less Equities and Reserves/Surplus.
- Outstanding Amount have been considered in case of TLs, WC, LOC and OD facilities; Face Values has been considered in case of CPs and NCDs

ii. Top 20 Large Deposits (amount in ₹ lakhs and % of Total Deposits): Not Applicable**iii. Top 10 Borrowings:**

| Amount (₹ lakhs) | % of Total Borrowings |
|------------------|-----------------------|
| 12,35,630.57 | 62.93% |

Note:

- Outstanding Amount have been considered in case of TLs, WC, LOC and OD facilities; Face Values has been considered in case of CPs and NCDs

iv. Funding Concentration based on Significant Instrument/Product:




| Sr. No. | Name of the Instrument/Product | Amount (₹ lakhs) | % of Total Liabilities |
|---------|--------------------------------|------------------|------------------------|
| 1 | Term Loans | 10,50,877.27 | 50.4% |
| 2 | WC/LOC/OD | - | 0.0% |
| 3 | CP | 87,700.00 | 4.2% |
| 4 | NCD | 8,25,073.00 | 39.6% |
| | | 19,63,650.27 | 94.2% |

Notes:

- Significant Instrument/Product – a single instrument/product or group of similar instruments/products which in aggregate amount to more than 1% of the company's Total Liabilities.
- Outstanding Amount have been considered in case of TLs, WC, LOC and OD facilities; Face Values has been considered in case of CPs and NCDs
- Total Liabilities has been computed as sum of all liabilities (Balance Sheet figure) less Equities and Reserves/Surplus.

v. Stock Ratios:

| Sr. No. | Stock Ratios | % |
|---------|---------------------------------------------------------------------------------------------------|-------|
| A) I) | Commercial Papers as a % of Total Public Funds | 4.47% |
| II) | Commercial Papers as a % of Total Liabilities | 4.21% |
| III) | Commercial Papers as a % of Total Assets | 3.65% |
| B) I) | Non-Convertible Debentures (original maturity of less than one year) as a % of Total Public Funds | NIL |
| II) | Non-Convertible Debentures (original maturity of less than one year) as a % of Total Liabilities | NIL |



AXIS FINANCE LIMITED

Notes forming part of financial statements for the year ended March 31, 2023

(All amounts are in rupees lakhs, except per share data and as stated otherwise)

| | | |
|-------|---------------------------------------------------------------------------------------------|--------|
| III) | Non-Convertible Debentures (original maturity of less than one year) as a % of Total Assets | NIL |
| C) I) | Other Short-Term Liabilities as a % of Total Public Funds | 17.02% |
| II) | Other Short-Term Liabilities as a % of Total Liabilities | 16.04% |
| III) | Other Short-Term Liabilities as a % of Total Assets | 13.93% |

Notes:

- Total Public Funds to be computed as Gross Total Debt (Outstanding Amounts of TLs, WC, LOC and OD facilities and Face Values of CPs and NCDs).
- Other Short-term Liabilities – Total Liabilities due within a year less CPs and NCDs (Original maturity of less than one year) repayment due within a year.
- Outstanding Amount have been considered in case of TLs, WC, LOC and OD facilities; Face Values has been considered in case of CPs and NCDs.
- Total Liabilities has been computed as sum of all liabilities (Balance Sheet figure) less Equities and Reserves/Surplus. Total Assets taken as the Balance Sheet figure

vi. **Institutional set-up for Liquidity Risk Management:**

The Board has the overall responsibility for management of liquidity risk. The Board decides the strategy, policies and procedures to manage liquidity risk in accordance with the liquidity risk tolerance/limits approved by it. The Risk Management Committee (RMC), which is a committee of the


Board, is responsible for evaluating the overall risks faced by AFL including liquidity risk. The meetings of RMC are held at quarterly intervals. The Asset Liability Management Committee (ALCO) is responsible for ensuring adherence to the risk tolerance/limits set by the Board as well as implementing the liquidity risk management strategy. The role of the ALCO with respect to liquidity risk includes, inter alia, decision on desired maturity profile and mix of incremental assets and liabilities, responsibilities and controls for managing liquidity risk, and overseeing the liquidity positions at an entity level. The minutes of ALCO meetings are placed before the RMC during its quarterly meetings for its noting.

Disclosure on Liquidity Risk 31 March, 2022


Disclosure on Liquidity Risk, as per extant RBI guidelines on Liquidity Risk Management Framework for Non-Banking Financial Companies as at March 31, 2022 is as follows:

i. **Funding Concentration based on Significant Counterparty:**

| Number of Significant Counterparties | Amount (₹ lakhs) | % of Total Deposits | % of Total Liabilities |
|--------------------------------------|------------------|---------------------|------------------------|
| 16 | 11,78,751 | N.A. | 78.01% |



Handwritten signature



AXIS FINANCE LIMITED

Notes forming part of financial statements for the year ended March 31, 2023

(All amounts are in rupees lakhs, except per share data and as stated otherwise)

Notes:

- Significant Counterparty - a single counterparty or group of connected or affiliated counterparties accounting in aggregate for more than 1% of the company's Total Liabilities.
- Total Liabilities has been computed as sum of all liabilities (Balance Sheet figure) less Equities and Reserves/Surplus.
- Outstanding Amount have been considered in case of TLs, WC, LOC and OD facilities; Face Values has been considered in case of CPs and NCDs.

ii. Top 20 Large Deposits (amount in ₹ lakhs and % of Total Deposits): Not Applicable**iii. Top 10 Borrowings:**

| Amount (₹ lakhs) | % of Total Borrowings |
|------------------|-----------------------|
| 10,52,751 | 71.37% |

Note:

- Outstanding Amount have been considered in case of TLs, WC, LOC and OD facilities; Face Values has been considered in case of CPs and NCDs

iv. Funding Concentration based on Significant Instrument/Product:



| Sr. No. | Name of the Instrument/Product | Amount (₹ lakhs) | % of Total Liabilities |
|---------|--------------------------------|---------------------|------------------------|
| 1 | Term Loans | 5,49,456.00 | 36.4% |
| 2 | WC/LOC/OD | 0.00 | 0.0% |
| 3 | CP | 1,10,000.00 | 7.3% |
| 4 | NCD | 8,15,542.00 | 54.0% |
| | Total | 14,74,998.00 | 97.6% |

Notes:

- Significant Instrument/Product – a single instrument/product or group of similar instruments/products which in aggregate amount to more than 1% of the company's Total Liabilities.
- Outstanding Amount have been considered in case of TLs, WC, LOC and OD facilities; Face Values has been considered in case of CPs and NCDs
- Total Liabilities has been computed as sum of all liabilities (Balance Sheet figure) less Equities and Reserves/Surplus.

v. Stock Ratios:

| Sr.No. | Stock Ratios | % |
|--------|---------------------------------------------------------------------------------------------------|-------|
| A) I) | Commercial Papers as a % of Total Public Funds | 7.46% |
| II) | Commercial Papers as a % of Total Liabilities | 7.28% |
| III) | Commercial Papers as a % of Total Assets | 6.36% |
| B) I) | Non-Convertible Debentures (original maturity of less than one year) as a % of Total Public Funds | NIL |



Smithy



AXIS FINANCE LIMITED

Notes forming part of financial statements for the year ended March 31, 2023

(All amounts are in rupees lakhs, except per share data and as stated otherwise)



| | | |
|-------|--------------------------------------------------------------------------------------------------|--------|
| II) | Non-Convertible Debentures (original maturity of less than one year) as a % of Total Liabilities | NIL |
| III) | Non-Convertible Debentures (original maturity of less than one year) as a % of Total Assets | NIL |
| C) I) | Other Short-Term Liabilities as a % of Total Public Funds | 26.50% |
| II) | Other Short-Term Liabilities as a % of Total Liabilities | 25.87% |
| III) | Other Short-Term Liabilities as a % of Total Assets | 22.59% |

Notes:

- Total Public Funds to be computed as Gross Total Debt (Outstanding Amounts of TLs, WC, LOC and OD facilities and Face Values of CPs and NCDs)
- Other Short-term Liabilities – Total Liabilities due within a year less CPs and NCDs (Original maturity of less than one year) repayment due within a year
- Outstanding Amount have been considered in case of TLs, WC, LOC and OD facilities; Face Values has been considered in case of CPs and NCDs
- Total Liabilities has been computed as sum of all liabilities (Balance Sheet figure) less Equities and Reserves/Surplus. Total Assets taken as the Balance Sheet figure

vi. Institutional set-up for Liquidity Risk Management:

The Board has the overall responsibility for management of liquidity risk. The Board decides the strategy, policies and procedures to manage liquidity risk in accordance with the liquidity risk tolerance/limits approved by it. The Risk Management Committee (RMC), which is a committee of the Board, is responsible for evaluating the overall risks faced by AFL including liquidity risk. The meetings of RMC are held at quarterly intervals. The Asset Liability Management Committee (ALCO) is responsible for ensuring adherence to the risk tolerance/limits set by the Board as well as implementing the liquidity risk management strategy. The role of the ALCO with respect to liquidity risk includes, inter alia, decision on desired maturity profile and mix of incremental assets and liabilities, responsibilities and controls for managing liquidity risk, and overseeing the liquidity positions at an entity level. The minutes of ALCO meetings are placed before the RMC during its quarterly meetings for its noting.



45 Asset Liability Management Maturity pattern of certain items of assets and liabilities


Financial year 2022-23

| Particulars | 1 day to 7 days | 8 days to 14 days | 15 days to 30/31 days | Over 1 month upto 2 months | Over 2 month upto 3 months | Over 3 month & upto 6 months | Over 6 month & upto 1 years | Over 1 year and upto 3 years | Over 3 years & upto 5 years | Over 5 years | Total |
|------------------------------|-----------------|-------------------|-----------------------|----------------------------|----------------------------|------------------------------|-----------------------------|------------------------------|-----------------------------|--------------|--------------|
| Advances | 21,554.55 | 1,126.99 | 7,987.53 | 32,613.84 | 30,155.14 | 1,13,486.81 | 2,59,071.23 | 8,57,733.61 | 3,68,171.29 | 5,08,723.97 | 22,00,624.96 |
| Investments | - | - | - | 46,022.07 | 4,929.30 | 20.84 | 46.64 | - | 30,000.00 | 9,913.74 | 90,932.59 |
| Borrowings | 169.76 | 87.45 | 8,043.19 | 1,26,485.51 | 99,362.96 | 92,724.84 | 2,18,829.13 | 8,16,323.80 | 5,24,672.62 | -13,484.30 | 20,00,183.56 |
| Foreign currency asset | - | - | - | - | - | - | - | - | - | - | - |
| Foreign currency Liabilities | - | - | - | - | - | - | - | - | - | - | - |


Financial year 2021-22

| Particulars | 1 day to 7 days | 8 days to 14 days | 15 days to 30/31 days | Over 1 month upto 2 months | Over 2 month upto 3 months | Over 3 month & upto 6 months | Over 6 month & upto 1 years | Over 1 year and upto 3 years | Over 3 years & upto 5 years | Over 5 years | Total |
|------------------------------|-----------------|-------------------|-----------------------|----------------------------|----------------------------|------------------------------|-----------------------------|------------------------------|-----------------------------|--------------|--------------|
| Advances | 10,100.63 | 16,152.69 | 35,561.07 | 7,341.83 | 40,074.96 | 70,512.73 | 1,54,691.29 | 4,71,852.98 | 3,51,106.11 | 4,50,915.41 | 16,08,309.70 |
| Investments | - | - | - | - | 669.80 | 871.93 | 57.94 | 14,888.28 | - | 52,435.88 | 68,923.83 |
| Borrowings | 128.85 | - | 39,251.09 | 53,364.75 | 66,585.13 | 1,01,782.58 | 1,93,544.63 | 6,56,208.36 | 2,67,342.73 | 86,694.65 | 14,64,902.77 |
| Foreign currency asset | - | - | - | - | - | - | - | - | - | - | - |
| Foreign currency Liabilities | - | - | - | 1,690.60 | 1,836.25 | 3,512.99 | 1,683.41 | - | - | - | 8,723.25 |

The above bucketing has been arrived at based on the extant regulatory guidelines and the policy approved by the ALCO committee and relied upon by the auditors



Handwritten signature



46 Disclosure pursuant to RBI Notification - RBI/2021-22/47 DOR.STR.REC.21/21.04.048/2021-22 dated June 4, 2021

FY 2022-23

| Type of borrower | (A) Exposure to accounts classified as Standard consequent to implementation of resolution plan – Position as at the end of the previous year March 31, 2022 (A)* | (B) Of (A), aggregate debt that slipped into NPA during the year | (C) Of (A) amount written off during the year | (D) Of (A) amount paid by the borrowers during the year | (E) Exposure to accounts classified as Standard consequent to implementation of resolution plan – Position as at the end of this year March 31, 2023 |
|-------------------|----------------------------------------------------------------------------------------------------------------------------------------------------------------------|---------------------------------------------------------------------|--------------------------------------------------|------------------------------------------------------------|---------------------------------------------------------------------------------------------------------------------------------------------------------|
| Personal Loans | 569.46 | 127.31 | 98.97 | 136.60 | 306.27 |
| Corporate persons | 837.39 | 324.69 | - | 82.11 | 608.90 |
| Of which, MSMEs | - | - | - | - | - |
| Others | 1,737.45 | 31.04 | - | 976.99 | 739.61 |
| Total | 3,144.30 | 483.04 | 98.97 | 1,195.70 | 1,654.78 |

*Amount outstanding as on March 31, 2022

FY 2021-22

| Type of borrower | (A) Exposure to accounts classified as Standard consequent to implementation of resolution plan – Position as at the end of the previous year March 31, 2021 (A)* | (B) Of (A), aggregate debt that slipped into NPA during the year | (C) Of (A) amount written off during the year | (D) Of (A) amount paid by the borrowers during the year | (E) Exposure to accounts classified as Standard consequent to implementation of resolution plan – Position as at the end of this year March 31, 2022 |
|-------------------|----------------------------------------------------------------------------------------------------------------------------------------------------------------------|---------------------------------------------------------------------|--------------------------------------------------|------------------------------------------------------------|---------------------------------------------------------------------------------------------------------------------------------------------------------|
| Personal Loans | - | - | - | 2.75 | 569.46 |
| Corporate persons | - | 14.76 | - | 33.35 | 837.39 |
| Of which, MSMEs | - | - | - | - | - |
| Others | - | - | - | 10.17 | 1,737.45 |
| Total | - | 14.76 | - | 46.27 | 3,144.30 |

*Amount outstanding as on March 31, 2021

47 Disclosure pursuant to RBI Circular - RBI/DOR/2021-22/86/DOR.STR.REC.51/21.04.048/2021-22 dated September 24, 2021


| (A) Particulars | March 31, 2023 | | | March 31, 2022 | |
|-------------------------------------------------------------------------------------------------|----------------------|-------------|--------------------|-------------------------|----------------------------|
| | To Banks | To Others | Total | To Banks | Total |
| Number of loans sold | 15,067 | 1,916 | 16,983 | 20 | 20 |
| Aggregate amount (₹ in Lakhs) | 2,92,842.76 | 34,415.34 | 3,27,258.10 | 81,250.95 | 81,250.95 |
| Sale consideration (₹ in Lakhs) | 2,94,800.58 | 34,415.34 | 3,29,215.92 | 84,305.96 | 84,305.96 |
| Number of transactions | 37 | 6 | 43 | 20 | 20 |
| Weighted average maturity (remaining) | 124.72 | 112.48 | 122.70 | 5.20 | 5.20 |
| Weighted average holding period (after origination) | 10.87 | 10.98 | 10.88 | 0.98 | 0.98 |
| Retention of beneficial economic interest (average) | 0 to 10% | 10 to 53% | 0 to 53% | 0% | 0% |
| Coverage of tangible security coverage | 1x to 3x | 1x to 3x | 1x to 3x | 1.15x to 2x | 1.15x to 2x |
| Rating wise distribution of rated loans | BBB-, BBB, A-, A, A+ | BBB-, A-, A | B-, BBB, A-, A, A+ | A-, AA, BBB, BBB+, BBB+ | A, A-, AA, BBB, BBB+, BBB+ |
| Number of instances (transactions) where transferor has agreed to replace the transferred loans | NIL | NIL | NIL | NIL | NIL |
| Number of transferred loans replaced | N.A | N.A | N.A | N.A | N.A |

- a) The Company has not transferred any non-performing assets (NPAs).
b) The Company has not transferred any Special Mention Account (SMA) and loan in default.
c) The Company has not acquired any loans in default or not in default through assignment.
d) The Company has not acquired any stressed loan.


(B) Pool acquired (not in default) through assignment during year ended 31st March 2023

| Particulars | March 31, 2023 | March 31, 2022 |
|-------------------------------------------------------------------------------------------------|----------------|----------------|
| Number of loans sold | 41 | - |
| Aggregate amount (₹ in Lakhs) | 3,050.00 | - |
| Sale consideration (₹ in Lakhs) | 3,050.00 | - |
| Number of transactions | 1 | - |
| Weighted average maturity in months (remaining) | 92.96 | - |
| Weighted average holding period in months (after origination) | 25.96 | - |
| Retention of beneficial economic interest (average) | 10% | - |
| Coverage of tangible security coverage | 100% | - |
| Rating wise distribution of rated loans | N.A | - |
| Number of instances (transactions) where transferor has agreed to replace the transferred loans | NIL | - |
| Number of transferred loans replaced | N.A | - |

48 Information related to Micro, Small and Medium Enterprises Development Act, 2006 (Act) has been determined to the extent such parties have been identified on the basis of information available with the Company. There is an outstanding balance of ₹269.47 lakhs due to such parties at year end. (March 31, 2022 ₹ 257.66 Lakhs).



Amithy



Details of dues to Micro, Small and Medium Enterprises

As per the confirmation received from the parties following is the status of MSME parties.

| Particulars | 31 March 2023 | 31 March 2022 |
|----------------------------------------------------------------------------------------------------------------------------------------------------------|---------------|---------------|
| The Principal amount remaining unpaid at the end of the year | 269.47 | 257.66 |
| The Interest Amount remaining unpaid at the end of the year | - | - |
| Interest paid along with amount of payment made to the supplier beyond the appointed day | - | - |
| Amount of interest due and payable for the period of delay on payments made beyond the appointed day | - | - |
| Amount of interest accrued and remaining unpaid | - | - |
| Further interest due and payable even in the succeeding years, until such date when the interest due as above are actually paid to the small enterprises | - | - |
| | 269.47 | 257.66 |

49 Capital to Risk-Asset Ratio (CRAR)

1. The primary objectives of the Company's capital management policy is to ensure that the Company complies with RBI norms on capital adequacy requirements and maintains healthy capital ratios in order to support its business and to maximise shareholder value.

2. The Company manages its capital structure and makes adjustments to it according to changes in economic and risk conditions and regulatory requirements. In order to maintain or adjust the capital structure, the Company may adjust the amount of dividend payment to shareholders, return capital to shareholders or issue capital securities. No changes have been made to the objectives, policies and processes from the previous years. However, they are under constant review by the Board.

3. Tier I Capital consists of share capital, securities premium, retained earnings including current year profit less dividend distribution and reduced by deferred expenses, deferred taxes and intangible assets.

4. Tier II Capital consists of impairment provisions on financial instruments (assets) and subordinate debt.

5. Aggregate risk weighted assets:

Under RBI guidelines, the degree of credit risk expressed as percentage weightage have been assigned to each of the on-balance sheet assets and off-balance sheet assets. Hence the value of each of the on-balance sheet assets and off-balance sheet assets required to be multiplied by the relevant risk weight to arrive at risk adjusted value of assets. The aggregate shall be taken into account for reckoning the minimum capital ratio.

6. The Company's capital adequacy ratio, calculated in accordance with the Reserve Bank of India guidelines and disclosed using Ind-AS terminology, is as follows:


Capital to Risk-Asset Ratio (CRAR)

| Particulars | As at 31 March 2023 | As at 31 March 2022 |
|---------------------------------------------------------------------|---------------------|---------------------|
| CRAR- Tier I Capital | 3,29,002.72 | 2,27,904.90 |
| CRAR- Tier II Capital | 1,18,161.19 | 83,513.54 |
| Total Capital | 4,47,163.91 | 3,11,418.44 |
| CRAR (%) | 20.10% | 19.18% |
| CRAR- Tier I Capital (%) | 14.79% | 14.03% |
| CRAR- Tier II Capital (%) | 5.31% | 5.15% |
| Amount of subordinated debt raised as Tier-II Capital | 30,000.00 | 17,500.00 |
| Percentage of the amount of PDI of the amount of its Tier I Capital | 12.57% | 8.75% |
| Amount raised by issue of Perpetual Debt Instruments | 22,500.00 | 20,000.00 |

50 Exposure* to Real Estate Sector

| Particulars | As at 31 March 2023 | As at 31 March 2022 |
|---------------------------------------------------------------------------------------------------------------------------------------------------------------------------------------------------------------------------------------------------------------------------------------------------------------------------------------------------------|---------------------|---------------------|
| i) Direct exposure | | |
| a) Residential Mortgages – | | |
| Lending fully secured by mortgages on residential property that is or will be occupied by the borrower or that is rented. Exposure would also include non fund based (NFB) limits. | 2,57,264.63 | 2,89,099.07 |
| b) Commercial Real Estate – | | |
| Lending secured by mortgages on commercial real estate (office buildings, retail space, multipurpose commercial premises, multifamily residential buildings, multi tenanted commercial premises, industrial or warehouse space, hotels, land acquisition, development and construction, etc.). Exposure would also include non-fund based (NFB) limits. | 4,74,006.96 | 4,22,172.57 |
| c) Investments in Mortgage-Backed Securities (MBS) and other securitized exposures – | | |
| i. Residential | - | - |
| ii. Commercial Real Estate | - | - |
| ii) Indirect Exposure | | |
| Fund based and non-fund-based exposures on National Housing Bank and Housing Finance Companies. | - | - |
| Total Exposure to Real Estate Sector | 7,31,271.59 | 7,11,271.64 |

* As per RBI Master Circular DBR.No.Dir.BC.12/13.03.00/2015-16 read with circular DOR.CRE.REC.No.60/03.10.001/2021-22 dated October 22, 2021, Exposure includes credit exposure (funded and non-funded credit limits) and investment exposure (including underwriting and similar commitments). The sanctioned limits or outstandings, whichever are higher, has been reckoned for arriving at the exposure limit.



51 Exposure* to Capital Market

| Particulars | As at 31 March 2023 | As at 31 March 2022 |
|-----------------------------------------------------------------------------------------------------------------------------------------------------------------------------------------------------------------------------------------------------------------------------------------------------------------------------------------------------------------|---------------------|---------------------|
| i) Direct investment in equity shares, convertible bonds, convertible debentures and units of equity oriented mutual funds the corpus of which is not exclusively invested in corporate debt | - | - |
| ii) Advances against shares / bonds / debentures or other securities or on clean basis to individuals for investment in shares (including IPOs / ESOPs), convertible bonds, convertible debentures, and units of equity oriented mutual funds | 738.08 | 7,123.84 |
| iii) Advances for any other purposes where shares or convertible bonds or convertible debentures or units of equity oriented mutual funds are taken as primary security | - | 89,637.50 |
| iv) Advances for any other purposes to the extent secured by the collateral security of shares or convertible bonds or convertible debentures or units of equity oriented mutual funds i.e. where the primary security other than shares / convertible bonds / convertible debentures / units of equity oriented mutual funds does not fully cover the advances | - | - |
| v) Secured and unsecured advances to stockbrokers and guarantees issued on behalf of stockbrokers and market makers | 888.65 | 1,431.24 |
| vi) Loans sanctioned to corporates against the security of shares / bonds / debentures or other securities or on clean basis for meeting promoter's contribution to the equity of new companies in anticipation of raising resources | - | - |
| vii) Bridge loans to companies against expected equity flows / issues | - | - |
| viii) Underwriting commitments taken up by the NBFCs in respect of primary issue of shares or convertible bonds or convertible | - | - |
| ix) Financing to stockbrokers for margin trading | - | - |
| x) All exposures to Alternative Investment Funds: | - | - |
| i) Category I | - | - |
| ii) Category II | - | - |
| (iii) Category III | - | - |
| Total Exposure to Capital Market | 1,626.73 | 98,192.58 |

* As per RBI Master Circular DBR.No.Dir.BC.12/13.03.00/2015-16, Exposure includes credit exposure (funded and non-funded credit limits) and investment exposure (including underwriting and similar commitments). The sanctioned limits or outstandings, whichever are higher, has been reckoned for arriving at the exposure limit.

52 Frauds detected and reported for the year amounted to ₹ 28.39 lakhs (previous year: ₹ 36.61 lakhs). The Company has written off entire amount for these fraud accounts.



53 The Company does not have any exposure to Derivatives including Forward Rate Agreements, Interest Rate Swaps and Exchange Traded Derivatives. (Previous year: NIL for Interest Rate Swaps and Exchange Traded Derivatives. For Forward rate agreement refer Note No. 13)

54 There has not been any limit exceeded for single borrower limit and group borrower limit as prescribed by the RBI based on the latest audited net owned funds.

55 There are no advances/projects financed by the Company wherein intangible security such as rights, licenses, authorizations etc. are charged as collateral as at March 31, 2023 & March 31, 2022.

56 There are no registrations obtained from other financial sector regulator (other than RBI) by the Company in current year and previous year.

57 There have not been any penalties imposed by RBI and other regulators on the Company in current year and previous year.



58 India Ratings and Research Private Limited, Brickwork Ratings, CRISIL Limited and CARE Ratings have accredited the following ratings to the Company for the various facilities availed by the Company:

For the year ended 31 March 2023

| FACILITY | CRISIL | INDIA RATINGS | Brickwork Ratings | CARE RATINGS | Amount (₹ in crores) |
|----------------------------------------------|-------------------|----------------|-------------------|------------------------------|---------------------------|
| Non-Convertible Debenture | CRISIL AAA/STABLE | IND AAA/STABLE | NA | CARE AAA/STABLE | CRISIL - 19,300 |
| | | | | | CARE - 23,000 |
| | | | | | INDIA RATING - 16,000 |
| Principal protected Market linked Debentures | NA | IND AAA/STABLE | NA | CARE AAA/STABLE | India Rating - 500 |
| | | | | | CARE - 1,500 |
| Subordinated Debt | CRISIL AAA/STABLE | IND AAA/STABLE | NA | CARE AAA/STABLE | CRISIL - 3,500 |
| | | | | | CARE-3,500 |
| | | | | | INDIA RATING - 1,500 |
| Perpetual Debt | CRISIL AAA/STABLE | NA | BWR AAA/STABLE | CARE AAA/STABLE | CRISIL - 1,200 |
| | | | | | CARE-2,000 |
| | | | | | BRICKWORK RATING - 300 |
| Long Term Bank Loan | NA | IND AAA/STABLE | NA | NA | India Rating 23,000 |
| Short Term Bank Loan | NA | IND A1+ | NA | NA | India Rating 2,000 |
| Bank Lines Long Term / Short Term | NA | NA | NA | CARE AAA/STABLE/ CARE A1+ | CARE- 10,000 |
| Commercial paper | CRISIL A1+ | IND A1+ | NA | NA | CRISIL - 6,000 |
| | | | | | INDIA RATING - 10,000 |

For the year ended 31 March 2022

| FACILITY | CRISIL | INDIA RATINGS | Brickwork Ratings | Amount (₹ in crores) |
|----------------------------------------------|-------------------|----------------|-------------------|------------------------------|
| Non-Convertible Debenture | CRISIL AAA/STABLE | IND AAA/STABLE | NA | CRISIL - 6,957.80 |
| | | | | INDIA RATING - 6,107.10 |
| Principal protected Market linked Debentures | NA | IND AAA/STABLE | NA | 500.00 |
| Subordinated Debt | CRISIL AAA/STABLE | IND AAA/STABLE | NA | CRISIL - 1,200.00 |
| | | | | INDIA RATING - 1,200.00 |
| Perpetual Debt | CRISIL AAA/STABLE | NA | BWR AAA/STABLE | CRISIL - 300.00 |
| | | | | BRICKWORK RATING - 300.00 |
| Long Term Bank Loan | NA | IND AAA/STABLE | NA | 10,000.00 |
| Short Term Bank Loan | NA | IND A1+ | NA | 2,000.00 |
| Commercial paper | CRISIL A1+ | IND A1+ | NA | CRISIL - 10,000.00 |
| | | | | INDIA RATING - 10,000.00 |

59 There are no securitisation transactions entered into by the Company during the current year and previous year. Also, the Company does not have any securitisation exposures during the current year and previous year.

60 There has not been any financing of parent Company products by the Company during the current year and previous year.

61 There have been no drawn down reserves during the current year and previous year.

62 Concentration of Advances*

| Particulars | As at 31 March 2023 | As at 31 March 2022 |
|----------------------------------------------------------------------|---------------------|---------------------|
| Total Advances to Twenty Largest Borrowers | 3,59,291.96 | 2,96,710.12 |
| Percentage of Advances to Twenty Largest Borrowers to Total Advances | 15.59% | 17.85% |

* Advances include borrower contractual outstanding balances

63 Concentration of Exposures*

| Particulars | As at 31 March 2023 | As at 31 March 2022 |
|----------------------------------------------------------------------------------------------------------------------------|---------------------|---------------------|
| Total Exposure to Twenty Largest Borrowers / customers | 3,67,509.95 | 3,04,192.66 |
| Percentage of Exposures to Twenty Largest Borrowers / Customers to Total Exposure of Axis Finance on borrowers / customers | 14.95% | 16.81% |

* As per RBI Master Circular DBR.No.Dir.BC.12/13.03.00/2015-16, Exposure includes credit exposure (funded and non-funded credit limits) and investment exposure (including underwriting and similar commitments). The sanctioned limits or outstandings, whichever are higher, has been reckoned for arriving at the exposure limit.


64 Concentration of Non Performing Assets* (NPAs)

| Particulars | As at 31 March 2023 | As at 31 March 2022 |
|--------------------------------------------------|---------------------|---------------------|
| Total exposure to top four Non Performing Assets | 7,412.63 | 16,907.56 |


* Assets under Stage 3 are considered as NPAs

65 Sector-wise Non Performing Assets (NPAs)

| Sectors | % of NPAs to Total Advances in that sector | % of NPAs to Total Advances in that sector |
|---------------------------------|--------------------------------------------|--------------------------------------------|
| | For the year ended March 31, 2023 | For the year ended March 31, 2022 |
| Agriculture & allied activities | - | - |
| MSME | - | - |
| Corporate borrowers | 0.66% | 1.67% |
| Services | - | - |
| Unsecured personal loans | 0.68% | 0.88% |
| Auto loans | - | - |
| Other personal loans | 0.50% | 0.18% |



Handwritten signature



66 Sectoral exposure

| Sectors | For the year ended March 31, 2023 | | | For the year ended March 31, 2022 | | |
|--------------------------------------------------|------------------------------------------------------------------------------------|------------|--------------------------------------------------------------------|---------------------------------------------------------------------------------------|------------|--------------------------------------------------------------------|
| | Total Exposure (includes on balance sheet and off-balance sheet exposure) | Gross NPAs | Percentage of Gross NPAs to total exposure in that sector | Total Exposure (includes on balance sheet and off-balance sheet exposure) | Gross NPAs | Percentage of Gross NPAs to total exposure in that sector |
| 1. Agriculture and Allied Activities | | | | | | |
| 2. Industry | | | | | | |
| i. Large | 1,48,951.35 | - | - | - | - | - |
| Others | 61,199.93 | 25.34 | - | 91,520.66 | - | - |
| Total of Industry | 2,10,151.28 | 25.34 | 0.01% | 91,520.66 | - | - |
| (i+...+Others) | | | | | | |
| 3. Services | | | | | | |
| i. Other Services | 2,21,764.05 | - | - | - | - | - |
| ii. Professional Services | 72,297.85 | - | - | - | - | - |
| iii. Commercial Real Estate | 6,18,630.83 | - | - | 3,99,456.44 | - | - |
| iv. NBFC's | 68,738.94 | - | - | - | - | - |
| Others | 44,117.53 | 8,585.21 | - | 2,73,268.13 | 17,141.93 | - |
| Total of Services | 10,25,549.20 | 8,585.21 | 0.84% | 6,72,724.57 | 17,141.93 | 2.55% |
| (i+ii+...+Others) | | | | | | |
| 4. Personal Loans | | | | | | |
| Others | - | - | - | - | - | - |
| Total of Personal Loans | - | - | - | - | - | - |
| (i+ii+...+Others) | | | | | | |
| 5. Others, if any (please specify) | | | | | | |
| i. Housing Loans (incl. priority sector Housing) | 2,59,129.39 | - | - | - | - | - |
| ii. Other Retail loans | 5,26,358.39 | - | - | 3,97,790.74 | - | - |
| iii. Other Non-food Credit | 3,93,879.23 | - | - | - | - | - |
| Others | 1,953.15 | 5,079.15 | - | 6,22,686.05 | 3,255.32 | - |
| Total of Others, if any (please specify) | 11,81,320.16 | 5,079.15 | 0.43% | 10,20,476.79 | 3,255.32 | 0.32% |
| | | | | | | |
| | 24,17,020.64 | 13,689.70 | 0.57% | 17,84,722.02 | 20,397.25 | 1.14% |

67 Intra-group exposures

| Particular | As at 31 March 2023 | As at 31 March 2022 |
|-----------------------------------------------------------------------------------------|---------------------|---------------------|
| Total amount of intra-group exposures | 0.00% | 0.00% |
| Total amount of top 20 intra-group exposures | 0.00% | 0.00% |
| Percentage of intra-group exposures to total exposure of the NBFC onborrowers/customers | 0.00% | 0.00% |

68 Movement of Non Performing Assets (NPAs)


| | As at 31 March 2023 | As at 31 March 2022 |
|----------------------------------|---------------------|---------------------|
| (i) Net NPAs to Net Advances (%) | 0.26% | 0.42% |

(Net Advances include investment of amount ₹ in lakhs (March 31, 2023 - 39,127.90 & March 31, 2022 - 24,721.50)
(Only Stage 3 ECL is considered while computing Net Advances)


| (ii) Movement of NPAs (Gross) | As at 31 March 2023 | As at 31 March 2022 |
|-------------------------------|---------------------|---------------------|
| Opening balance | 20,397.25 | 31,518.70 |
| Additions during the year | 9,794.06 | 10,996.61 |
| Reductions during the year | (16,501.61) | (22,118.06) |
| Closing balance | 13,689.70 | 20,397.25 |

| (iii) Movement of NPAs (Net) | As at 31 March 2023 | As at 31 March 2022 |
|------------------------------|---------------------|---------------------|
| Opening balance | 6,965.22 | 20,409.25 |
| Additions during the year | 2,183.19 | 3,036.41 |
| Reductions during the year | (3,289.84) | (16,480.44) |
| Closing balance | 5,858.57 | 6,965.22 |

| (iv) Movement of Provision on NPAs (excluding provision on Standard Assets) | As at 31 March 2023 | As at 31 March 2022 |
|-----------------------------------------------------------------------------|---------------------|---------------------|
| Opening balance | 13,432.03 | 11,109.45 |
| Additions during the year | 3,905.83 | 7,960.20 |
| Reductions during the year | (9,506.73) | (5,637.62) |
| Closing balance | 7,831.13 | 13,432.03 |



Handwritten signature



69 Disclosures pursuant to RBI Notification - RBI/2019-20/170 DOR (NBFC).CC.PD.No.109/22.10.106/2019-20 dated March 13, 2020 Provisions required under Income Recognition, Asset Classification and Provisioning and impairment allowances made under Ind AS 109



FY 2022-23

| Asset Classification as per RBI Norms | Asset classification as per Ind AS 109 | Gross Carrying Amount as per Ind AS | Loss Allowances (Provisions) as required under Ind AS 109* | Net Carrying Amount | Provisions required as per IRACP norms | Difference between Ind AS 109 provisions and IRACP norms |
|---------------------------------------------------------------------------------------------------------------------------------------------------------------------------------------------------|----------------------------------------|-------------------------------------|------------------------------------------------------------|---------------------|----------------------------------------|----------------------------------------------------------|
| | (1) | (2) | (3) | (5)=(3)-(4) | (6) | (7) = (4)-(6) |
| Performing Assets | | | | | | |
| Standard | Stage 1 | 21,87,920.49 | 19,461.52 | 21,68,458.97 | 8,687.29 | 10,774.23 |
| Standard | Stage 2 | 28,849.87 | 2,542.45 | 26,307.42 | 114.49 | 2,427.96 |
| Subtotal | | 22,16,770.36 | 22,003.97 | 21,94,766.39 | 8,801.78 | 13,202.19 |
| Non-Performing Assets (NPA) | | | | | | |
| Substandard | Stage 3 | 6,298.58 | 4,058.12 | 2,240.45 | 629.38 | 3,428.74 |
| Doubtful - 1 | Stage 3 | 1,048.53 | 624.54 | 423.99 | 209.71 | 414.83 |
| Doubtful - 2 | Stage 3 | 6,342.59 | 3,148.46 | 3,194.13 | 1,902.78 | 1,245.68 |
| Doubtful - 3 | Stage 3 | - | - | - | - | - |
| Subtotal for doubtful | | 7,391.12 | 3,773.00 | 3,618.12 | 2,112.48 | 1,660.51 |
| Loss | Stage 3 | - | - | - | - | - |
| Subtotal for NPA | | 13,689.70 | 7,831.12 | 5,858.57 | 2,741.86 | 5,089.25 |
| Other items such as guarantees, loan commitments, etc. which are in the scope of Ind AS 109 but not covered under current Income Recognition, Asset Classification and Provisioning (IRACP) norms | Stage 1 | - | - | - | - | - |
| | Stage 2 | - | - | - | - | - |
| | Stage 3 | - | - | - | - | - |
| Subtotal | | - | - | - | - | - |
| | Stage 1 | 21,87,920.49 | 19,461.52 | 21,68,458.97 | 8,687.29 | 10,774.23 |
| | Stage 2 | 28,849.87 | 2,542.45 | 26,307.42 | 114.49 | 2,427.96 |
| | Stage 3 | 13,689.70 | 7,831.12 | 5,858.57 | 2,741.86 | 5,089.25 |
| Total | | 22,30,460.06 | 29,835.09 | 22,00,624.96 | 11,543.65 | 18,291.44 |

FY 2021-22

| Asset Classification as per RBI Norms | Asset classification as per Ind AS 109 | Gross Carrying Amount as per Ind AS | Loss Allowances (Provisions) as required under Ind AS 109* | Net Carrying Amount | Provisions required as per IRACP norms | Difference between Ind AS 109 provisions and IRACP norms |
|---------------------------------------------------------------------------------------------------------------------------------------------------------------------------------------------------|----------------------------------------|-------------------------------------|------------------------------------------------------------|---------------------|----------------------------------------|----------------------------------------------------------|
| | (1) | (2) | (4) | (5)=(3)-(4) | (6) | (7) = (4)-(6) |
| Performing Assets | | | | | | |
| Standard | Stage 1 | 16,01,975.43 | 13,042.33 | 15,88,933.10 | 6,439.37 | 6,602.96 |
| Standard | Stage 2 | 14,893.22 | 1,501.63 | 13,391.59 | 378.24 | 1,123.39 |
| Subtotal | | 16,16,868.65 | 14,543.96 | 16,02,324.69 | 6,817.61 | 7,726.35 |
| Non-Performing Assets (NPA) | | | | | | |
| Substandard | Stage 3 | 3,499.78 | 2,565.91 | 933.87 | 1,969.48 | 596.43 |
| Doubtful - 1 | Stage 3 | 5,324.29 | 3,694.03 | 1,630.26 | 3,693.72 | 0.31 |
| Doubtful - 2 | Stage 3 | 11,530.44 | 7,129.35 | 4,401.09 | 5,776.40 | 1,352.95 |
| Doubtful - 3 | Stage 3 | - | - | - | - | - |
| Subtotal for doubtful | | 16,854.73 | 10,823.39 | 6,031.35 | 9,470.12 | 1,353.25 |
| Loss | Stage 3 | 42.74 | 42.74 | - | 42.74 | - |
| Subtotal for NPA | | 20,397.25 | 13,432.03 | 6,965.22 | 11,482.33 | 1,949.69 |
| Other items such as guarantees, loan commitments, etc. which are in the scope of Ind AS 109 but not covered under current Income Recognition, Asset Classification and Provisioning (IRACP) norms | Stage 1 | - | - | - | - | - |
| | Stage 2 | - | - | - | - | - |
| | Stage 3 | - | - | - | - | - |
| Subtotal | | - | - | - | - | - |
| | Stage 1 | 16,01,975.43 | 13,042.33 | 15,88,933.10 | 6,439.37 | 6,602.96 |
| | Stage 2 | 14,893.22 | 1,501.63 | 13,391.59 | 378.24 | 1,123.39 |
| | Stage 3 | 20,397.25 | 13,432.03 | 6,965.22 | 11,482.36 | 1,949.67 |
| Total | | 16,37,265.90 | 27,975.99 | 16,09,289.91 | 18,299.97 | 9,676.02 |

*While calculating ECL, the Credit conversion factor on undrawn commitment has been considered as a part of Exposure at Default.






Note 70

Disclosure on restructured accounts

| S.N. | Type of Restructuring Asset Classification | No. of borrowers | Under CDR Mechanism | | | Under SME Debt Restructuring Mechanism | | | Others | | | Total | | | | | |
|------|---------------------------------------------------------------------------------------------------------------------------------------------------------------------------------------------------|-------------------------------------------------------------|---------------------|-------------|----------|----------------------------------------|----------|-------------|----------|-------|----------|-------------|----------|-------|------|-------|-------|
| | | | Standard | Substandard | Doubtful | Total | Standard | Substandard | Doubtful | Total | Standard | Substandard | Doubtful | Total | | | |
| 1 | Restructured Accounts as on April 1, 2022 | No. of borrowers Amount Outstanding Provision thereon | - | - | - | - | - | - | - | - | - | - | - | - | - | - | - |
| 2 | Fresh Restructuring during the year | No. of borrowers Amount Outstanding Provision thereon | - | - | - | - | - | - | 1.00 | 24.13 | 18.46 | 1.00 | 24.13 | 18.46 | 1.00 | 24.13 | 18.46 |
| 3 | Upgradations to restructured standard category during the year | No. of borrowers Amount Outstanding Provision thereon | - | - | - | - | - | - | - | - | - | - | - | - | - | - | - |
| 4 | Restructured standard advances which cease to attract higher provisioning and / or additional risk weight at the end of year and hence need not be shown as restructured standard advances at the | No. of borrowers Amount Outstanding Provision thereon | - | - | - | - | - | - | - | - | - | - | - | - | - | - | - |
| 5 | Downgradations of restructured accounts during the year | No. of borrowers Amount Outstanding Provision thereon | - | - | - | - | - | - | - | - | - | - | - | - | - | - | - |
| 6 | Write-offs of restructured accounts during the year | No. of borrowers Amount Outstanding Provision thereon | - | - | - | - | - | - | - | - | - | - | - | - | - | - | - |
| 7 | Restructured Accounts as on March 31, 2023 of the year | No. of borrowers Amount Outstanding Provision thereon | - | - | - | - | - | - | 1.00 | 24.13 | 18.46 | 1.00 | 24.13 | 18.46 | 1.00 | 24.13 | 18.46 |

Note: No account has been restructured during previous year ended 31 March 2022



71 Liquidity Coverage Ratio (FY 2022-23)

Reserve Bank of India (RBI) had introduced Liquidity Coverage Ratio (LCR) (effective from December 01, 2020) as part of Liquidity Risk Management Framework (LRMF) to ensure that a NBFC has adequate stock of unencumbered high quality liquid assets (HQLA) to survive a significant liquidity stress lasting for a period of 30 days. LCR is defined as a ratio of HQLA to the total net cash outflows over the next 30 calendar days. As on March 31, 2023, the applicable minimum LCR required to be maintained by the Company is 70.00%.

The Company's liquidity strategy is managed by the Asset Liability Management Committee (ALCO), a management level committee. Meetings of the ALCO are held on a monthly basis. The Risk Management Committee (RMC), a sub-committee of the Board of Directors of the Company along with Chief Risk Officer being the permanent invitee, oversees the liquidity risk management. The minutes of RMC are placed before the the Board of Directors for noting and discussion.

During the three months ended March 31, 2023, Axis Finance Limited maintained daily average HQLA (after applicable haircut) of ₹ 43,610.87 Lakhs against the average HQLA requirement of ₹ 43,910.57 Lakhs at minimum LCR requirement of 70.0%. The daily average LCR of Axis Finance Limited for the three months ended March 31, 2023 was 190.79% (The daily average LCR of Axis Finance for the three months ended December 31, 2022 was 132.82%). HQLA primarily includes Government securities viz. Central and State Government securities and small portion in eligible corporate bonds with mandated haircuts.

The weighted cash outflows are primarily driven by secured funding which includes debt obligations on NCDs and bank borrowings. The total weighted cash inflows are



| | | Three months ended March 31, 2023 | | Three months ended December 31, 2022 | | Three months ended September 30, 2022 | | Three months ended June 30, 2022 | |
|-----------------------------------|----------------------------------------------------------------------------|-----------------------------------|---------------------------------|--------------------------------------|---------------------------------|---------------------------------------|---------------------------------|-----------------------------------|---------------------------------|
| | | Total Unweighted Value (average)* | Total Weighted Value (average)# | Total Unweighted Value (average)* | Total Weighted Value (average)# | Total Unweighted Value (average)* | Total Weighted Value (average)# | Total Unweighted Value (average)* | Total Weighted Value (average)# |
| High Quality Liquid Assets | | | | | | | | | |
| 1 | Total High Quality Liquid Assets (HQLA) (Refer Note 1) | 43,910.57 | 43,610.87 | 42,138.30 | 41,838.30 | 34,909.44 | 34,609.44 | 36,153.52 | 35,853.52 |
| Cash Outflows | | | | | | | | | |
| 2 | Deposits (for deposit taking companies) | - | - | - | - | - | - | - | - |
| 3 | Unsecured wholesale funding | 19,375.50 | 22,281.82 | 45,646.75 | 52,493.76 | 34,158.06 | 39,281.77 | 25,832.77 | 29,707.69 |
| 4 | Secured wholesale funding | 45,230.51 | 52,015.09 | 38,702.70 | 44,508.11 | 31,134.17 | 35,804.30 | 22,244.62 | 25,581.32 |
| 5 | Additional requirements, of which | - | - | - | - | - | - | - | - |
| (i) | Outflows related to derivative exposures and other collateral requirements | - | - | - | - | - | - | - | - |
| (ii) | Outflows related to loss of funding on debt products | - | - | - | - | - | - | - | - |
| (iii) | Credit and liquidity facilities | - | - | - | - | - | - | - | - |
| 6 | Other contractual funding obligations | 14,800.47 | 17,134.30 | 25,218.92 | 29,001.75 | 14,663.47 | 16,862.99 | 16,908.69 | 19,444.99 |
| 7 | Other contingent funding obligations | - | - | - | - | - | - | - | - |
| 8 | TOTAL CASH OUTFLOWS | 79,505.48 | 91,431.30 | 1,09,568.37 | 1,26,003.62 | 79,955.70 | 91,949.06 | 64,986.08 | 74,734.00 |
| Cash Inflows | | | | | | | | | |
| 9 | Secured lending | - | - | - | - | - | - | - | - |
| 10 | Inflows from fully performing exposures | 27,417.80 | 20,563.35 | 50,288.61 | 37,716.45 | 30,178.65 | 22,633.99 | 24,565.34 | 18,424.00 |
| 11 | Other cash inflows (Note 2) | 1,77,194.97 | 1,32,896.23 | 1,70,748.05 | 1,28,061.04 | 1,32,301.20 | 99,225.90 | 1,16,578.58 | 87,433.93 |
| 12 | TOTAL CASH Inflows | 2,04,612.77 | 1,53,459.58 | 2,21,036.66 | 1,65,777.49 | 1,62,479.85 | 1,21,859.89 | 1,41,143.92 | 1,05,857.93 |
| 13 | TOTAL HQLA | 43,910.57 | 43,610.87 | 42,138.30 | 41,838.30 | 34,909.44 | 34,609.44 | 36,153.52 | 35,853.52 |
| 14 | TOTAL NET CASH OUTFLOWS | 19,876.37 | 22,857.83 | 27,392.09 | 31,500.90 | 19,988.93 | 22,987.27 | 16,246.52 | 18,683.50 |
| 15 | LIQUIDITY COVERAGE RATIO (%) | 220.92% | 190.79% | 153.83% | 132.82% | 174.64% | 150.56% | 222.53% | 191.90% |

* Unweighted values calculated as average monthly outstanding balances maturing or callable within 30 days (for inflows and outflows).


Weighted values calculated after the application of respective stress factors on inflow (75%) and outflow (115%)

Note:

- HQLA primarily includes Government securities viz. Central and State Government securities and small portion in eligible level 2 bonds.
- Includes liquid fund balances.
- The LCR requirement as per RBI Circular RBI/2019-20/88 DOR.NBFC (PD) CC. No.102/03.10.001/2019-20 dated November 04, 2019, is applicable to the Company form De



Amithy



71 Liquidity Coverage Ratio (FY 2021-22)

Reserve Bank of India (RBI) had introduced Liquidity Coverage Ratio (LCR) (effective from December 01, 2020) as part of Liquidity Risk Management Framework (LRMF) to ensure that a NBFC has adequate stock of unencumbered high quality liquid assets (HQLA) to survive a significant liquidity stress lasting for a period of 30 days. LCR is defined as a ratio of HQLA to the total net cash outflows over the next 30 calendar days. As on March 31, 2022, the applicable minimum LCR required to be maintained by The Company's liquidity strategy is managed by the Asset Liability Management Committee (ALCO), a management level committee. Meetings of the ALCO are held on a monthly basis. The Risk Management Committee (RMC), a sub-committee of the Board of Directors of the Company along with Chief Risk Officer being the permanent invitee, oversees the liquidity risk management. The minutes of RMC are placed before the the Board of Directors for noting and discussion.

During the three months ended March 31, 2022, Axis Finance Limited maintained daily average HQLA (after applicable haircut) of ₹ 39,390.26 Lakhs against the average HQLA requirement of ₹ 10,785.98 Lakhs at minimum LCR requirement of 60.0%. The daily average LCR of Axis Finance Limited for the three months ended March 31, 2022 was 219.12% (The daily average LCR of Axis Finance for the three months ended December 31, 2021 was 167.49%). HQLA primarily includes Government securities viz. Central and State Government securities and small portion in eligible corporate bonds with mandated haircuts.

The weighted cash outflows are primarily driven by secured funding which includes debt obligations on NCDs and bank borrowings. The total weighted cash inflows are primarily driven by performing exposures and lines of credit from Axis Bank Limited ("Parent Company").

| | | Three months ended March 31, 2022 | | Three months ended December 31, 2021 | | Three months ended September 30, 2021 | | Three months ended June 30, 2021 | |
|-----------------------------------|----------------------------------------------------------------------------|-----------------------------------|---------------------------------|--------------------------------------|---------------------------------|---------------------------------------|---------------------------------|-----------------------------------|---------------------------------|
| | | Total Unweighted Value (average)* | Total Weighted Value (average)# | Total Unweighted Value (average)* | Total Weighted Value (average)# | Total Unweighted Value (average)* | Total Weighted Value (average)# | Total Unweighted Value (average)* | Total Weighted Value (average)# |
| High Quality Liquid Assets | | | | | | | | | |
| 1 | Total High Quality Liquid Assets (HQLA) (Refer Note 1) | 39,656.70 | 39,390.26 | 30,819.40 | 30,519.40 | 37,372.99 | 37,072.99 | 38,955.17 | 38,655.17 |
| Cash Outflows | | | | | | | | | |
| 2 | Deposits (for deposit taking companies) | - | - | - | - | - | - | - | - |
| 3 | Unsecured wholesale funding | 57,656.25 | 66,304.69 | 50,634.92 | 58,230.16 | 58,179.01 | 66,905.86 | 49,340.66 | 56,741.76 |
| 4 | Secured wholesale funding | 4,871.16 | 5,601.83 | 12,746.20 | 14,658.13 | 15,787.69 | 18,155.85 | 31,000.99 | 35,651.14 |
| 5 | Additional requirements, of which | - | - | - | - | - | - | - | - |
| (i) | Outflows related to derivative exposures and other collateral requirements | - | - | - | - | - | - | - | - |
| (ii) | Outflows related to loss of funding on debt products | - | - | - | - | - | - | - | - |
| (iii) | Credit and liquidity facilities | - | - | - | - | - | - | - | - |
| 6 | Other contractual funding obligations | - | - | - | - | - | - | - | - |
| 7 | Other contingent funding obligations | - | - | - | - | - | - | - | - |
| 8 | TOTAL CASH OUTFLOWS | 62,527.41 | 71,906.52 | 63,381.12 | 72,888.29 | 73,966.70 | 85,061.71 | 80,341.65 | 92,392.90 |
| Cash Inflows | | | | | | | | | |
| 9 | Secured lending | - | - | - | - | - | - | - | - |
| 10 | Inflows from fully performing exposures | 34,302.35 | 25,726.76 | 93,817.62 | 70,363.22 | 43,199.67 | 32,399.75 | 23,663.03 | 17,747.27 |
| 11 | Other cash inflows (Note 2) | 78,424.07 | 58,818.05 | 91,428.57 | 68,571.43 | 1,07,500.00 | 80,625.00 | 1,10,766.67 | 83,075.00 |
| 12 | TOTAL CASH Inflows | 1,12,726.42 | 84,544.81 | 1,85,246.19 | 1,38,934.65 | 1,50,699.67 | 1,13,024.75 | 1,34,429.70 | 1,00,822.27 |
| 13 | TOTAL HQLA | 39,656.70 | 39,390.26 | 30,819.40 | 30,519.40 | 37,372.99 | 37,072.99 | 38,955.17 | 38,655.17 |
| 14 | TOTAL NET CASH OUTFLOWS | 15,631.85 | 17,976.63 | 15,845.28 | 18,222.07 | 18,491.68 | 21,265.43 | 20,085.41 | 23,098.22 |
| 15 | LIQUIDITY COVERAGE RATIO (%) | 253.69% | 219.12% | 194.50% | 167.49% | 202.11% | 174.33% | 193.95% | 167.35% |

*Unweighted values calculated as average monthly outstanding balances maturing or callable within 30 days (for inflows and outflows).



Weighted values calculated after the application of respective stress factors on inflow (75%) and outflow (115%)

Note:

1. HQLA primarily includes Government securities viz. Central and State Government securities and small portion in eligible level 2 bonds.

2. Includes liquid fund balances.

3. The LCR requirement as per RBI Circular RBI/2019-20/88 DOR.NBFC (PD) CC. No.102/03.10.001/2019-20 dated November 04, 2019, is applicable to the Company form De



72 Off Balance sheet SPVs: There are no Off-Balance Sheet SPVs of the Company for the current year as well as previous year.

73 Unhedged foreign currency exposure: The company does not have any unhedged foreign currency exposure as on 31 March 2023 (31 March 2022: Nil)

74 Note on operating segment.

There is no separate reportable segment as per IND AS 109 on "Operating segment" in respect of the Company. The Company operates in single segment only. There are no operations outside India and hence there is no external revenue or assets which require disclosure. Further, no revenue from transactions with a single external customer amounted to 10% or more of the Company's total revenue in the year ended March 31, 2023 or March 31, 2022.

75 Pending Litigation:

The Company's pending litigation comprise of claims against the Company by the customers and proceedings pending with other authorities. The Company has reviewed all its pending litigations and proceedings and has adequately provided for where provisions are required and disclosed the contingent liabilities where applicable, in the financial statements. The Company does not expect the outcome of these proceedings to have a materially adverse effect on its financial results.

76 With effect from 1 July 2021, the Parent Bank has advised the Company to reimburse the cost of ESOP instead of earlier method of treating the same as deemed capital contribution. Accordingly, the Company has recorded an expense of Rs. 860.15 Lakhs for current financial year (Previous year: Rs 311.97 Lakhs), under employee benefit expense during the year ended March 31, 2023.

77 Customer Complaints

| Particulars | As at 31 March 2023 | As at 31 March 2022 |
|------------------------------------------------------------------------------------------------------------------|---------------------|---------------------|
| Complaints received by the NBFC from its customers | - | - |
| 1) Number of complaints pending at beginning of the year | - | - |
| 2) Number of complaints received during the year | 3864 | 55 |
| 3) Number of complaints disposed during the year | 3816 | 55 |
| 3.1) Of which, number of complaints rejected by the NBFC | 232 | - |
| 4) Number of complaints pending at the end of the year | 48 | - |
| Maintainable complaints received by the NBFC from Office of Ombudsman | - | - |
| 5) Number of maintainable complaints received by the NBFC from Office of Ombudsman | 46 | 6 |
| 5.1) Of 5, number of complaints resolved in favour of the NBFC by Office of Ombudsman | 44 | 6 |
| 5.2) Of 5, number of complaints resolved through conciliation/mediation/advisories issued by Office of Ombudsman | 2 | - |
| 5.3) Of 5, number of complaints resolved after passing of Awards by Office of Ombudsman against the NBFC | - | - |
| 6) Number of Awards unimplemented within the stipulated time (other than those appealed) | - | - |

Top five grounds of complaints received by the Company from customers

| Grounds of complaints, (i.e. complaints relating to) | Number of complaints pending at the beginning of the year | Number of complaints received during the year | % increase/decrease in the number of complaints received over the previous year | Number of complaints pending at the end of the year | Of 5, number of complaints pending beyond 30 days |
|------------------------------------------------------|-----------------------------------------------------------|-----------------------------------------------|---------------------------------------------------------------------------------|-----------------------------------------------------|---------------------------------------------------|
| 1 | 2 | 3 | 4 | 5 | 6 |
| 2022-23 | | | | | |
| Ground - 1 (Foreclosure Related) | - | 959 | 136.00% | 7 | 2 |
| Ground - 2 (Payment Related) | - | 440 | 100.00% | 10 | - |
| Ground - 3 (Documents Related) | - | 419 | 100.00% | 8 | - |
| Ground - 4 (Refund/Waiver/Discount Related) | - | 288 | 100.00% | 6 | 1 |
| Ground - 5 (ROI/Tenure Related) | - | 237 | 100.00% | 4 | - |
| Others | - | 1521 | - | 33 | 4 |
| Total | | 3864 | | 68 | 7 |
| 2021-22 | | | | | |
| Ground - 1 (Foreclosure Related) | - | 7 | NA | NA | NA |
| Ground - 2 (CIBIL Related) | - | 4 | NA | NA | NA |
| Ground - 3 (Loan Restructure Related) | - | 3 | NA | NA | NA |
| Ground - 4 (Behaviour Issue of Collection Team) | - | 3 | NA | NA | NA |
| Ground - 5 (Refund of Prepayment charges) | - | 2 | NA | NA | NA |
| Others | - | 35 | NA | NA | NA |
| Total | | 55 | | | |

78 Code on Social Security:

The Code on Social Security, 2020 ('Code') relating to employee benefits during employment and post-employment benefits received Presidential assent in September 2020. The Code has been published in the Gazette of India. However, the date on which the Code will come into effect has not been notified and the final rules / interpretation have not yet been issued. The Company will assess the impact of the Code when it comes into effect and will record any related impact in the period the Code becomes effective.

79 In terms of requirement as per RBI notification no. RBI/2019-20/170 DOR (NBFC).CC.PD.No.109/22.10.106/2019-20 dated March 13, 2020 on Implementation of Indian Accounting Standards, Non-Banking Financial Companies (NBFCs) are required to create an impairment reserve for any shortfall in impairment allowances under Ind AS 109 and Income Recognition, Asset Classification and Provisioning ("IRACP") norms (including provision on standard assets). The impairment allowances under Ind AS 109 made by the Company exceeds the total provision required under IRACP (including standard asset provisioning), as at March 31, 2023 and accordingly, no amount is required to be transferred to .



80 Disclosures in compliance with RBI circular dated 19 April 2022 on "Disclosures in financial statements" and disclosures in compliance with MCA notification dated 24 March 2021 which are not applicable to the Company, have not been disclosed as a part of financial statements.

81 Event after Reporting Date

Subsequent events are tracked and evaluated by the Company. There are no events / information which requires adjustment in financial statements as per Ind AS 10.

82 During the financial year ended March 31, 2023, the Company has opted for change in estimate by relying on behavioural tenure of the loan repayment instead of contractual tenure of the loan for Retail Portfolio. Impact of the same is as below:

| Particular | Contractual | Behavioural | Impact |
|---------------------|---------------|-----------------|---------------|
| Amortisation of EIR | 287.00 | 1,129.00 | 842.00 |
| Total | 287.00 | 1,129.00 | 842.00 |



Handwritten signature



83 Related Party Disclosure in compliance with RBI circular dated 19 April 2022 - "Disclosures in financial statements"

| Related Party | Parent (as per ownership or control) | | Subsidiaries | | Associates/ Joint ventures | | Key Management Personnel | | Relatives of Key Management Personnel | | Others* | | Total | |
|-----------------------------------|--------------------------------------|-----------|--------------|---------|-------------------------------|---------|--------------------------|---------|---------------------------------------|---------|---------|---------|---------|-----------|
| | 2022-23 | 2021-22 | 2022-23 | 2021-22 | 2022-23 | 2021-22 | 2022-23 | 2021-22 | 2022-23 | 2021-22 | 2022-23 | 2021-22 | 2022-23 | 2021-22 |
| Items | | | | | | | | | | | | | | |
| Borrowings** | 1,01,951.45 | 60,297.69 | - | - | - | - | - | - | - | - | - | - | - | 63,292.69 |
| Equity Share Capital | 59,081.39 | 53,851.25 | - | - | - | - | - | - | - | - | - | - | - | 53,851.25 |
| Deposits | - | 183.13 | - | - | - | - | - | - | - | - | - | - | - | 183.13 |
| Placement of deposits | - | - | - | - | - | - | - | - | - | - | - | - | - | - |
| Advances | - | - | - | - | - | - | 119.90 | 127.00 | - | - | - | - | - | 119.90 |
| Investments | - | - | - | - | - | - | - | - | - | - | - | - | - | - |
| Other Liability | 116.61 | 61.09 | - | - | - | - | - | - | - | - | 3.86 | 0.07 | - | 120.47 |
| Other Assets | - | - | - | - | - | - | - | - | - | - | - | - | - | 552.36 |
| Purchase of fixed / other asset | - | - | - | - | - | - | - | - | - | - | - | - | - | - |
| Sale of fixed / other assets | 1,12,772.22 | 87,360.97 | - | - | - | - | - | - | - | - | - | - | - | 87,360.97 |
| Interest paid | 6,603.20 | 3,582.16 | - | - | - | - | - | - | - | - | - | - | - | 6,603.20 |
| Share based payments to employees | 177.60 | 86.04 | - | - | - | - | - | - | - | - | - | - | - | 3,482.16 |
| Securities Premium | 860.15 | 311.97 | - | - | - | - | - | - | - | - | - | - | - | 377.86 |
| Remuneration | 34,713.04 | - | - | - | - | - | - | - | - | - | - | - | - | 860.15 |
| Others | 907.00 | 893.01 | - | - | - | - | 993.51 | 774.24 | - | - | 14.27 | 44.57 | - | 34,713.04 |
| | | | | | | | | | | | | | | 937.58 |

*Includes transactions with other fellow subsidiaries

** Maximum outstanding balance excluding interest amounting to Rs. 475.89 lakhs



Signature



84 RBI Disclosures

| Particulars | Amount outstanding as at March 31, 2023 | Amount overdue as at March 31, 2023 | Amount outstanding as at March 31, 2022 | Amount overdue as at March 31, 2022 |
|-------------------------------------------------------------------------------------------------------------------------|-----------------------------------------|-------------------------------------|-----------------------------------------|-------------------------------------|
| Liabilities side : | | | | |
| (1) Loans and advances availed by the non-banking financial company inclusive of interest accrued thereon but not paid: | | | | |
| (a) Debentures : Secured | 7,08,698.37 | - | 7,16,585.63 | - |
| : Unsecured (other than falling within the meaning of public deposits*) | 1,53,020.77 | - | 98,956.16 | - |
| (b) Deferred Credits | - | - | - | - |
| (c) Term Loans | 10,50,807.34 | - | 5,49,456.66 | - |
| (d) Inter-corporate loans and borrowing | - | - | - | - |
| (e) Commercial Paper | 87,657.08 | - | 1,08,627.57 | - |
| (f) Public Deposits* | - | - | - | - |
| (g) Other Loans (Bank's Line of Credit) | - | - | - | - |
| (2) Break-up of (1)(f) above (Outstanding public deposits inclusive of interest accrued thereon but not paid) : | | | | |
| (a) In the form of Unsecured debentures | - | - | - | - |
| (b) In the form of partly secured debentures i.e. debentures where there is a shortfall in the value of security | - | - | - | - |
| (c) Other public deposits | - | - | - | - |

Note

As defined in point xix of paragraph 3 of Chapter – 2 of Non-Banking Financial Company - Systemically Important Non-Deposit taking Company and Deposit taking Company (Reserve Bank) Directions, 2016.

* Disclosure is made in respect of available information

| Particulars | Amount outstanding as at March 31, 2023 | Amount overdue as at March 31, 2023 | Amount outstanding as at March 31, 2022 | Amount overdue as at March 31, 2022 |
|-----------------------------------------------------------------------------------------------------------|-----------------------------------------|-------------------------------------|-----------------------------------------|-------------------------------------|
| Assets side : | | | | |
| (3) Break-up of Loans and Advances including bills receivables [other than those included in (4) below] : | | | | |
| (a) Secured | 18,34,980.85 | 3,027.84 | 13,57,450.53 | 11,692.72 |
| (b) Unsecured | 3,95,479.21 | 648.05 | 2,78,835.15 | 515.00 |
| (4) Break up of Leased Assets and stock on hire and other assets counting towards AFC activities | | | | |
| (a) Lease assets including lease rentals under sundry debtors : | - | - | - | - |
| (i) Financial lease | - | - | - | - |
| (ii) Operating lease | - | - | - | - |
| (b) Stock on hire including hire charges under sundry debtors: | - | - | - | - |
| (i) Assets on hire | - | - | - | - |
| (ii) Repossessed Assets | - | - | - | - |
| (c) Other loans counting towards AFC activities | - | - | - | - |
| (i) Loans where assets have been repossessed | - | - | - | - |
| (ii) Loans other than (i) above | - | - | - | - |



AXIS FINANCE LIMITED


Notes forming part of financial statements for the year ended March 31, 2023

Schedule to the Balance Sheet of a non-deposit taking non-banking financial company


(All amounts are in rupees lakhs)

84 RBI Disclosures

| (5) | Break-up of Investments : | As at March 31, 2023 | As at March 31, 2022 |
|-----|--------------------------------|----------------------|----------------------|
| | Current Investments : | | |
| | (a) Quoted : | | |
| | (i) Shares : (a) Equity | - | - |
| | (b) Preference | - | - |
| | (ii) Debentures and Bonds | 4,587.70 | - |
| | (iii) Units of mutual funds | - | - |
| | (iv) Government Securities | 47,391.50 | 44,314.05 |
| | (v) Others | - | - |
| | (b) Unquoted : | | |
| | (i) Shares : (a) Equity | - | - |
| | (b) Preference | - | - |
| | (ii) Debentures and Bonds | - | - |
| | (iii) Units of mutual funds | - | - |
| | (iv) Government Securities | - | - |
| | (v) Others | - | - |
| | Long Term Investments : | | |
| | (a) Quoted : | | |
| | (i) Shares : (a) Equity | - | - |
| | (b) Preference | - | - |
| | (ii) Debentures and Bonds | 9,887.45 | - |
| | (iii) Units of mutual funds | - | - |
| | (iv) Government Securities | - | - |
| | (v) Others | - | - |
| | (b) Unquoted : | | |
| | (i) Shares : (a) Equity | - | - |
| | (b) Preference | - | - |
| | (ii) Debentures and Bonds | 29,240.44 | 24,721.50 |
| | (iii) Units of mutual funds | - | - |
| | (iv) Government Securities | - | - |
| | (v) Others | - | - |
| | | 91,107.09 | 69,035.55 |



Handwritten signature



84 RBI Disclosures

| (6) Borrower group-wise classification of assets financed as in (3) and (4) above : Please see Note 1 below | | | | | | |
|-------------------------------------------------------------------------------------------------------------|-----------------------------------------------|--------------------|---------------------|-----------------------------------------------|--------------------|---------------------|
| Category | Amount net of provisions as at March 31, 2023 | | | Amount net of provisions as at March 31, 2022 | | |
| | Secured | Unsecured | Total | Secured | Unsecured | Total |
| (a) Related Parties ** | | | | | | |
| (i) Subsidiaries | - | - | - | - | - | - |
| (ii) Companies in the same group | - | - | - | - | - | - |
| (iii) Other related parties | - | - | - | - | - | - |
| (b) Other than related parties | 18,11,583.51 | 3,89,041.45 | 22,00,624.96 | 13,34,539.00 | 2,73,770.70 | 16,08,309.70 |
| Total | 18,11,583.51 | 3,89,041.45 | 22,00,624.96 | 13,34,539.00 | 2,73,770.70 | 16,08,309.70 |

| (7) Investor group-wise classification of all investments (current and long term) in shares and securities (both quoted and unquoted): Please see note 2 below | | | | | |
|----------------------------------------------------------------------------------------------------------------------------------------------------------------|--------------------------------------------------------------------|-----------------------------------------------------|--------------------------------------------------------------------|-----------------------------------------------------|---|
| Category | Market Value / Break up or fair value or NAV* as at March 31, 2023 | Book Value (Net of Provisions) as at March 31, 2023 | Market Value / Break up or fair value or NAV* as at March 31, 2022 | Book Value (Net of Provisions) as at March 31, 2022 | |
| (a) Related Parties ** | | | | | |
| (i) Subsidiaries | - | - | - | - | - |
| (ii) Companies in the same group | - | - | - | - | - |
| (iii) Other related parties | - | - | - | - | - |
| (b) Other than related parties | 86,737.01 | 90,932.59 | 65,561.97 | 68,923.83 | |
| Total | 86,737.01 | 90,932.59 | 65,561.97 | 68,923.83 | |

* Disclosure is made in respect of available information

** As per Accounting Standard of ICAI (Please see Note 2)

| (8) Other information | | | |
|---------------------------------------------|-----------|-----------|--|
| Particulars | 2022-23 | 2021-22 | |
| (a) Gross Non-Performing Assets | | | |
| (i) Related parties | - | - | |
| (ii) Other than related parties | 13,689.70 | 20,397.25 | |
| (b) Net Non-Performing Assets | | | |
| (i) Related parties | - | - | |
| (ii) Other than related parties | 5,858.57 | 6,965.22 | |
| (c) Assets acquired in satisfaction of debt | - | - | |

Notes: 1. Provisioning norms shall be applicable as prescribed in Non-Banking Financial Company - Systemically Important Non-Deposit taking Company and Deposit taking Company (Reserve Bank) Directions, 2016.

2. All Indian Accounting Standards and Guidance Notes issued by ICAI are applicable including for calculation of investments and other assets as also assets acquired in satisfaction of debt. However, market value in respect of quoted investments and break up/fair value/NAV in respect of unquoted investments should be disclosed irrespective of whether they are classified as long term or current in (5) above.


85 Previous year figures have been re-grouped, re-classified wherever necessary to conform to current year's presentation.

As per our attached report of even date

For Singhi & Co.

Chartered Accountants

ICAI Firm Registration No. 302049E




Shweta Singhal

Partner


Membership No.: 414420

Place of Signature: Mumbai

Date: April 13, 2023



For and behalf of the board of Axis Finance Limited



Amitabh Chaudhry

Chairman


DIN No: 00531120



Bipin Kumar Saraf

Managing Director

DIN No: 06416744




Amith Iyer

Chief Financial Officer

Membership No: 51849

For B.K.Khare & Co.

Chartered Accountants

ICAI Firm Registration No.105102W



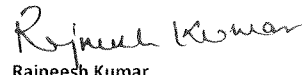
Aniruddha Joshi

Partner

Membership No.: 040852

Place of Signature: Mumbai

Date: April 13, 2023



Rajneesh Kumar

Company Secretary

Membership No: A31230

Date: April 13, 2023