

# Aditya BSL Bkg & PSU Debt Reg Gr

## Category Debt - Banking & PSU Fund

## Suggested Horizon 18 Months and above

### Investment Objective

To generate reasonable returns by primarily investing in debt and money market securities that are issued by Banks, Public Sector Undertakings (PSUs) and Public Financial Institutions (PFIs) in India.

### Manager Biography

Maneesh Dangi since 4/1/2017

Kaustubh Gupta since 9/29/2009

### Scheme Details

Inception Date	5/9/2008
Minimum Initial	1,000
Annual Report Net Expense Ratio	0.63
NAV (Mo-End)	238.17
Exit Fee	0.00

### Portfolio Characteristics

Modified Duration	2.29
Avg Eff Maturity	3.12
Yield to Maturity	8.20

### Aditya BSL Bkg & PSU Debt Reg Gr - Operati

Std Dev 3 Yr (Mo-End)	2.52
Beta 3 Yr (Mo-End)	1.55
Sharpe Ratio 3 Yr (Mo-End)	1.61
Information Ratio 3 Yr (Mo-End)	0.23

Past performance is not a guarantee of future returns. The value of investments may fall as well as rise and investors may not get back the full amount invested. Any decision to invest should be based on a full reading of the offer document. In case of any discrepancy between this sheet and the offer document in force, the offer document shall prevail.

Portfolio Date: 4/30/2019

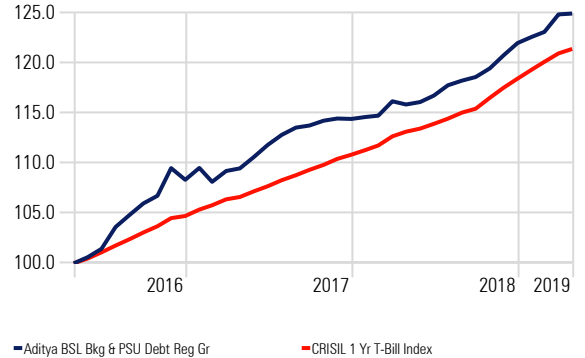
### Trailing Returns

Display Benchmark 1: CRISIL 1 Yr T-Bill Index Display Benchmark 2:

	Inv	Bmk1
3 Months	1.85	2.16
6 Months	4.73	4.17
1 Year	11.10	8.51
2 Years	10.93	7.08
3 Years	10.47	7.51
5 Years	9.75	6.74

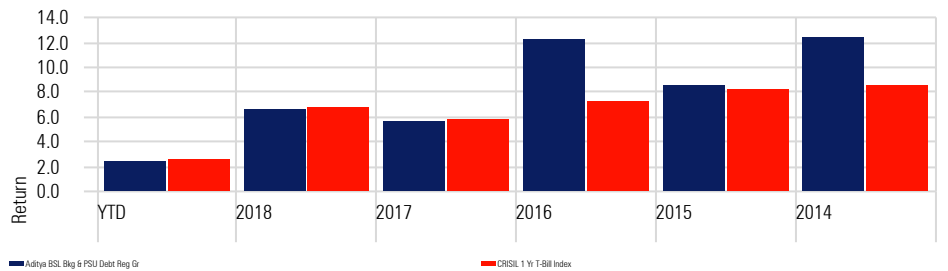
### Investment Growth

Time Period: 5/1/2016 to 4/30/2019



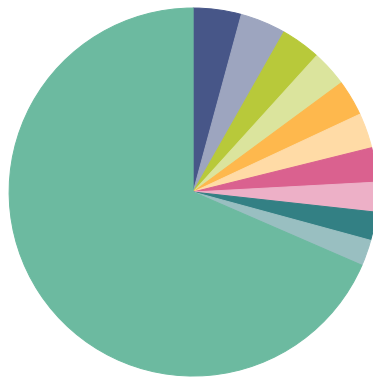
### Returns

Calculation Benchmark: CRISIL 1 Yr T-Bill Index



### Portfolio Holdings

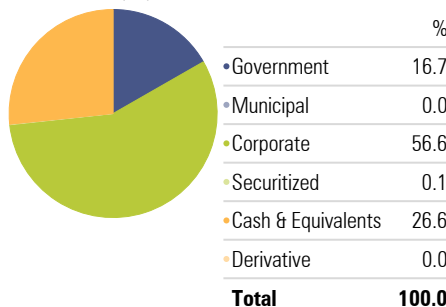
Portfolio Date: 4/30/2019



Instrument	%
STATE BANK OF INDIA	4.2
ONGC Petro Additions Limited	4.0
BHARAT PETROLEUM CORPORATION LIMITED	3.5
NATIONAL BANK FOR AGRICULTURE AND RURAL DEVELOPMENT	3.2
IDFC First Bank Limited	3.2
State Bank Of India	3.1
ICICI BANK LIMITED	3.0
AXIS BANK LIMITED	2.6
NATIONAL BANK FOR AGRICULTURE AND RURAL DEVELOPMENT	2.5
Net Receivables / (Payables)	2.3
Other	68.5
<b>Total</b>	<b>100.0</b>

### Portfolio Allocation

Portfolio Date: 4/30/2019



### Credit Quality

Portfolio Date: 4/30/2019

