

HDFC Banking & PSU Debt Reg Gr

Category Debt - Banking & PSU Fund

Suggested Horizon 18 Months and above

Investment Objective

To generate income / capital appreciation through investments in debt and money market instruments consisting predominantly of securities issued by entities such as Scheduled Commercial Banks (SCBs), Public Sector undertakings (PSUs), Public Financial Institutions (PFIs), Municipal Corporations and such other bodies. There is no assurance that the investment objective of the Scheme will be realized.

Manager Biography

Anil Bamboli since 3/26/2014

Chirag Dagli since 7/31/2019

Scheme Details

Inception Date	3/26/2014
Minimum Initial	5,000
Annual Report Net Expense Ratio	0.26
NAV (Mo-End)	16.11
Exit Fee	0.00

Portfolio Characteristics

Modified Duration	2.35
Avg Eff Maturity	3.08
Yield to Maturity	7.18

HDFC Banking & PSU Debt Reg Gr - Operatio

Std Dev 3 Yr (Mo-End)	2.19
Beta 3 Yr (Mo-End)	1.39
Sharpe Ratio 3 Yr (Mo-End)	1.66
Information Ratio 3 Yr (Mo-End)	-0.07

Past performance is not a guarantee of future returns. The value of investments may fall as well as rise and investors may not get back the full amount invested. Any decision to invest should be based on a full reading of the offer document. In case of any discrepancy between this sheet and the offer document in force, the offer document shall prevail.

Portfolio Date: 11/30/2019

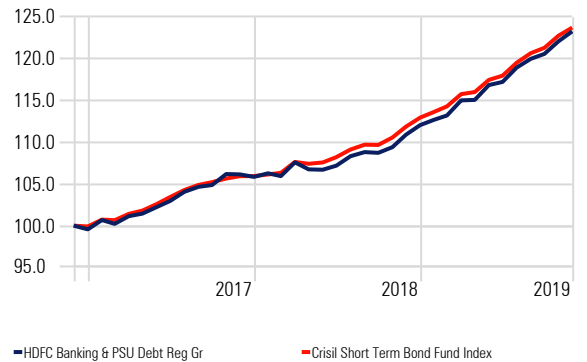
Trailing Returns

Display Benchmark 1: Crisil Short Term Bond Fund Index Display Benchmark 2:

	Inv	Bmk1
3 Months	3.08	2.19
6 Months	5.15	4.52
1 Year	9.72	9.82
2 Years		9.19
3 Years		9.34
5 Years		8.39

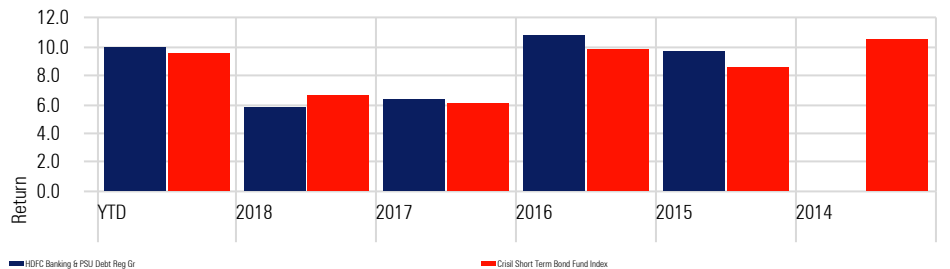
Investment Growth

Time Period: 12/1/2016 to 11/30/2019



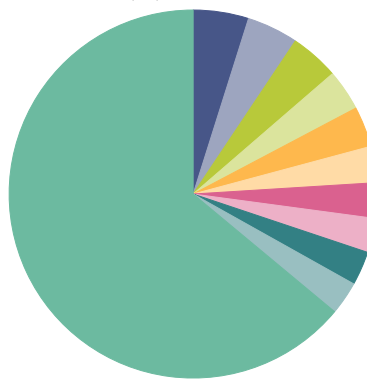
Returns

Calculation Benchmark: Crisil Short Term Bond Fund Index



Portfolio Holdings

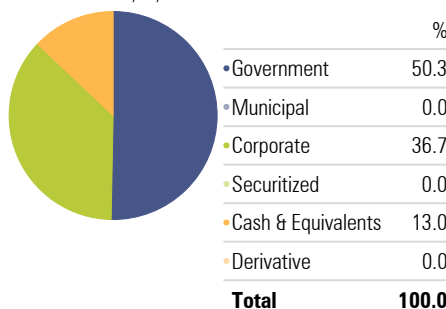
Portfolio Date: 11/30/2019



	%
National Highways Authority Of India	4.9
Food Corporation Of India	4.5
NATIONAL BANK FOR AGRICULTURE AND RURAL DEVELOPMENT	4.3
Treps - Tri-Party Repo	3.6
IDFC First Bank Limited	3.6
Syndicate Bank	3.2
Net Current Assets	3.1
Housing Development Finance Corporation Limited	3.0
Power Grid Corporation Of India Limited	3.0
Tata International Limited	2.9
Other	64.0
Total	100.0

Portfolio Allocation

Portfolio Date: 11/30/2019



Credit Quality

Portfolio Date: 11/30/2019

