

IDFC Banking & PSU Debt Reg Gr Category

Debt - Banking & PSU Fund

Suggested Horizon
18 Months and above

Investment Objective

The Scheme seeks to generate returns through investments in debt and money market instruments predominantly issued by entities such as Banks, Public Sector Undertakings (PSUs) and Public Financial Institutions (PFIs).

Manager Biography

Anurag Mittal since 5/15/2017

Scheme Details

Inception Date	3/7/2013
Minimum Initial	5,000
Annual Report Net Expense Ratio	0.46
NAV (Mo-End)	16.02
Exit Fee	

Portfolio Characteristics

Modified Duration	3.05
Avg Eff Maturity	3.79
Yield to Maturity	8.15

IDFC Banking & PSU Debt Reg Gr - Operation

Std Dev 3 Yr (Mo-End)	1.71
Beta 3 Yr (Mo-End)	0.89
Sharpe Ratio 3 Yr (Mo-End)	1.96
Information Ratio 3 Yr (Mo-End)	-0.38

Past performance is not a guarantee of future returns. The value of investments may fall as well as rise and investors may not get back the full amount invested. Any decision to invest should be based on a full reading of the offer document. In case of any discrepancy between this sheet and the offer document in force, the offer document shall prevail.

Portfolio Date: 4/30/2019

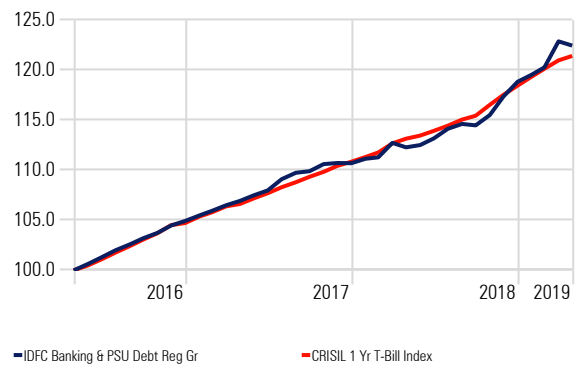
Trailing Returns

Display Benchmark 1: CRISIL 1 Yr T-Bill Index Display Benchmark 2:

	Inv	Bmk1
3 Months	2.23	2.16
6 Months	4.35	4.17
1 Year	8.82	8.51
2 Years	8.74	7.08
3 Years		7.51
5 Years		6.74

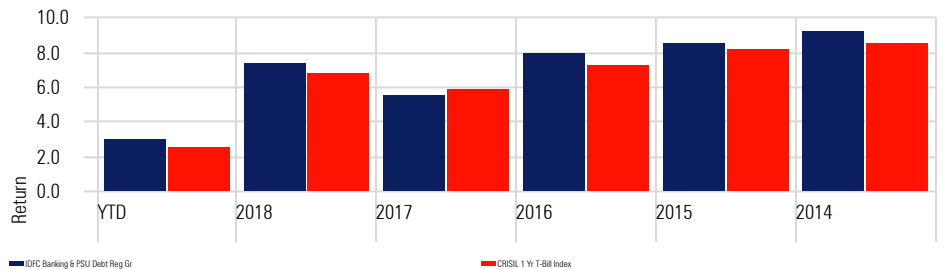
Investment Growth

Time Period: 5/1/2016 to 4/30/2019



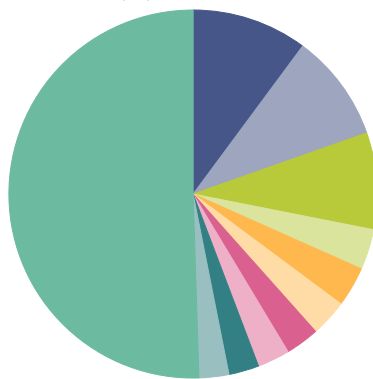
Returns

Calculation Benchmark: CRISIL 1 Yr T-Bill Index



Portfolio Holdings

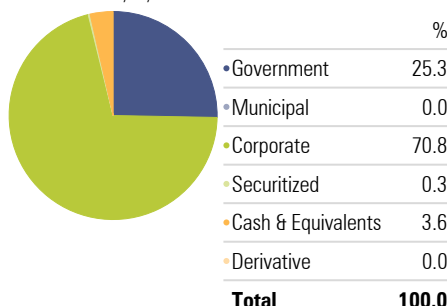
Portfolio Date: 4/30/2019



	%
NATIONAL BANK FOR AGRICULTURE AND RURAL DEVELOPMENT	10.1
Axis Bank Limited	9.5
INDIAN RAILWAY FINANCE CORPORATION LIMITED	8.5
ICICI Bank Limited	3.6
Housing And Urban Development Corporation Ltd.	3.5
BHARAT PETROLEUM CORPORATION LIMITED	3.2
Reliance Industries Limited	3.0
HDB FINANCIAL SERVICES LIMITED	2.8
Reliance Industries Limited	2.7
Net Current Assets	2.6
Other	50.5
Total	100.0

Portfolio Allocation

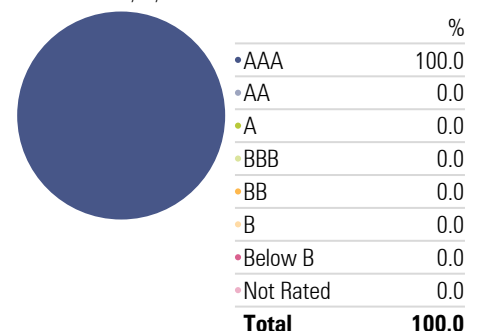
Portfolio Date: 4/30/2019



	%
Government	25.3
Municipal	0.0
Corporate	70.8
Securitized	0.3
Cash & Equivalents	3.6
Derivative	0.0
Total	100.0

Credit Quality

Portfolio Date: 4/30/2019



	%
AAA	100.0
AA	0.0
A	0.0
BBB	0.0
BB	0.0
B	0.0
Below B	0.0
Not Rated	0.0
Total	100.0