

Axis Corporate Debt Reg Gr

Category Debt - Corporate Bond Fund

Suggested Horizon 18 Months and above

Investment Objective

The Scheme seeks to provide steady income and capital appreciation by investing in corporate debt. There is no assurance or guarantee that the objectives of the Scheme will be realized.

Manager Biography

Devang Shah since 7/13/2017

Scheme Details

Inception Date	7/13/2017
Minimum Initial	5,000
Annual Report Net Expense Ratio	1.11
NAV (Mo-End)	11.76
Exit Fee	0.00

Portfolio Characteristics

Modified Duration	2.00
Avg Eff Maturity	2.50
Yield to Maturity	6.58

Axis Corporate Debt Reg Gr - Operations

Std Dev 3 Yr (Mo-End)	
Beta 3 Yr (Mo-End)	
Sharpe Ratio 3 Yr (Mo-End)	
Information Ratio 3 Yr (Mo-End)	

Past performance is not a guarantee of future returns. The value of investments may fall as well as rise and investors may not get back the full amount invested. Any decision to invest should be based on a full reading of the offer document. In case of any discrepancy between this sheet and the offer document in force, the offer document shall prevail.

Portfolio Date: 11/30/2019

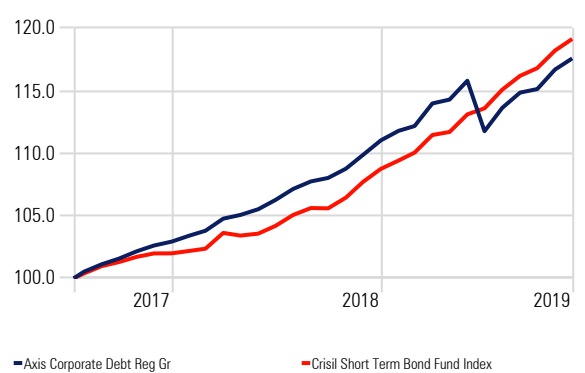
Trailing Returns

Display Benchmark 1: Crisil Short Term Bond Fund Index Display Benchmark 2:

	Inv	Bmk1
3 Months		2.19
6 Months		4.52
1 Year		9.82
2 Years		9.19
3 Years		9.34
5 Years		8.39

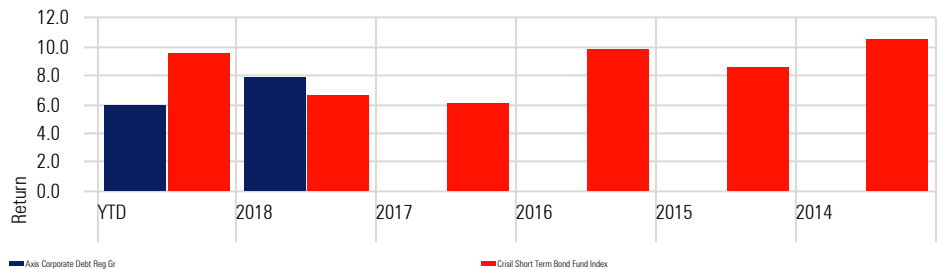
Investment Growth

Time Period: 7/14/2017 to 11/30/2019



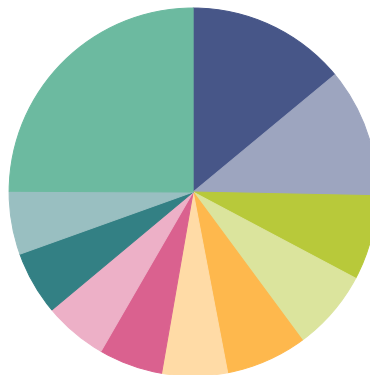
Returns

Calculation Benchmark: Crisil Short Term Bond Fund Index



Portfolio Holdings

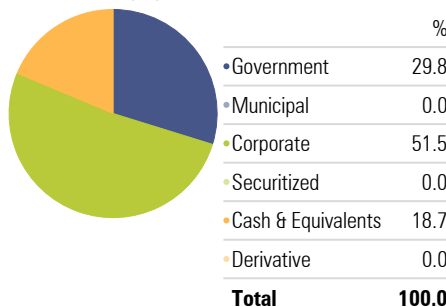
Portfolio Date: 11/30/2019



	%
Clearing Corporation Of India Ltd	14.0
Housing Development Finance Corporation Limited	11.3
Rural Electrification Corporation Limited	7.4
POWER FINANCE CORPORATION LIMITED	7.1
State Bank Of India	7.1
National Bank For Agriculture And Rural Development	5.7
LIC HOUSING FINANCE LIMITED	5.6
Reliance Industries Limited	5.6
NATIONAL HIGHWAYS AUTHORITY OF INDIA	5.6
INDIAN RAILWAY FINANCE CORPORATION LIMITED	5.5
Other	24.9
Total	100.0

Portfolio Allocation

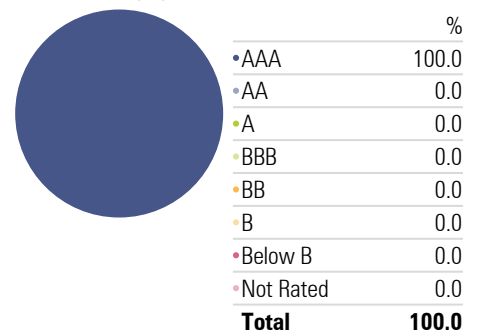
Portfolio Date: 11/30/2019



	%
Government	29.8
Municipal	0.0
Corporate	51.5
Securitized	0.0
Cash & Equivalents	18.7
Derivative	0.0
Total	100.0

Credit Quality

Portfolio Date: 11/30/2019



	%
AAA	100.0
AA	0.0
A	0.0
BBB	0.0
BB	0.0
B	0.0
Below B	0.0
Not Rated	0.0
Total	100.0