

IDFC Corporate Bond Reg Gr

Category Debt - Corporate Bond

Suggested Horizon 18 Months and above

Investment Objective

The Fund seeks to provide steady income and capital appreciation by investing primarily in AA+ and above rated corporate debt securities across maturities.

Manager Biography

Anurag Mittal since 1/12/2016

Scheme Details

Inception Date	1/12/2016
Minimum Initial	5,000
Annual Report Net Expense Ratio	0.52
NAV (Mo-End)	12.77
Exit Fee	

Portfolio Characteristics

Modified Duration	0.86
Avg Eff Maturity	0.95
Yield to Maturity	8.00

IDFC Corporate Bond Reg Gr - Snapshot

Total Ret Annlzd 3 Yr (Mo-End)	7.55
Std Dev 3 Yr (Mo-End)	1.91
Alpha 3 Yr (Mo-End)	-0.66
Beta 3 Yr (Mo-End)	1.21
Sharpe Ratio 3 Yr (Mo-End)	2.05
Tracking Error 3 Yr (Mo-End)	0.72
R-Squared 3 Yr (Mo-End)	88.68

Past performance is not a guarantee of future returns. The value of investments may fall as well as rise and investors may not get back the full amount invested. Any decision to invest should be based on a full reading of the offer document. In case of any discrepancy between this sheet and the offer document in force, the offer document shall prevail.

Portfolio Date: 4/30/2019

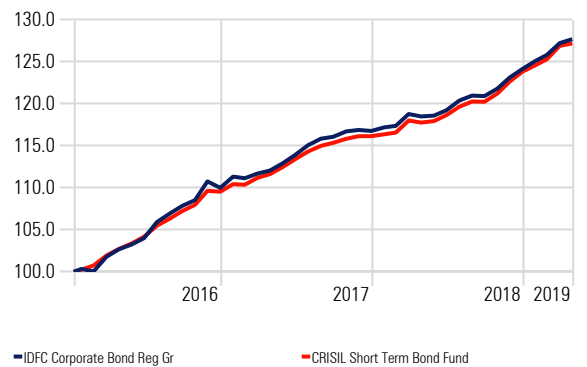
Trailing Returns

Calculation Benchmark: CRISIL Short Term Bond Fund

	Inv	Bmk1
6 Months	4.85	4.93
1 Years	7.78	8.01
2 Years	6.76	6.75
3 Years	7.55	7.39
5 Years		8.20

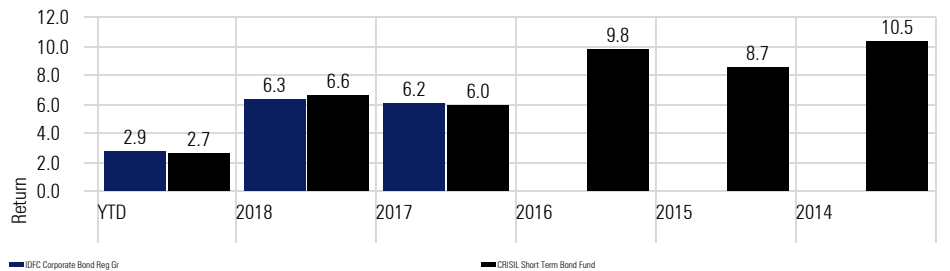
Investment Growth

Time Period: 1/13/2016 to 4/30/2019



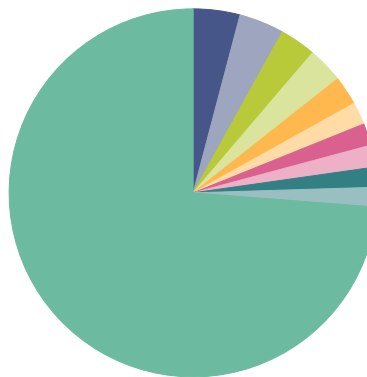
Returns

Calculation Benchmark: CRISIL Short Term Bond Fund



Portfolio Holdings

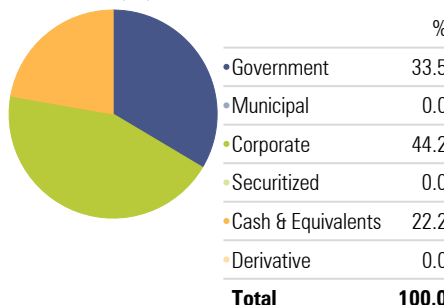
Portfolio Date: 4/30/2019



	%
National Bank For Agriculture And Rural Development	4.1
Indian Railway Finance Corporation Limited	4.0
Small Industries Development Bank Of India	3.2
Power Finance Corporation Ltd.	3.1
National Bank For Agriculture And Rural Development	2.5
Rural Electrification Corporation Limited	2.0
Net Current Assets	1.9
Housing Development Finance Corporation Limited	1.9
AXIS BANK LIMITED	1.8
HOUSING DEVELOPMENT FINANCE CORPORATION LIMITED	1.7
Other	73.8
Total	100.0

Portfolio Allocation

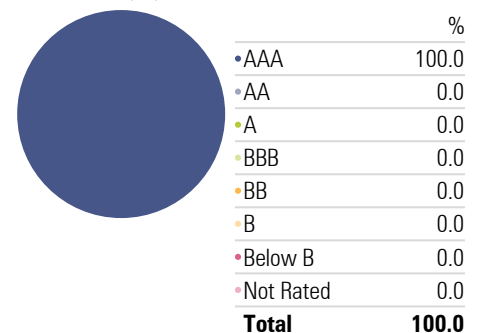
Portfolio Date: 4/30/2019



	%
Government	33.5
Municipal	0.0
Corporate	44.2
Securitized	0.0
Cash & Equivalents	22.2
Derivative	0.0
Total	100.0

Credit Quality

Portfolio Date: 4/30/2019



	%
AAA	100.0
AA	0.0
A	0.0
BBB	0.0
BB	0.0
B	0.0
Below B	0.0
Not Rated	0.0
Total	100.0