

Reliance Prime Debt Gr

Category Debt - Corporate Bond

Suggested Horizon 18 Months and above

Investment Objective

To generate income through investments predominantly in debt instruments of various maturities with a view to maximizing income while maintaining the optimum balance of yield, safety and liquidity.

Manager Biography

Amit Tripathi since 10/8/2007

Kinjal Desai since 5/25/2018

Anju Chhajjer since 10/9/2009

Scheme Details

Inception Date 9/14/2000

Minimum Initial 1,000

Annual Report Net Expense Ratio 0.73

NAV (Mo-End) 39.32

Exit Fee

Portfolio Characteristics

Modified Duration 0.91

Avg Eff Maturity 1.05

Yield to Maturity 9.99

Reliance Prime Debt Gr - Snapshot

Total Ret Annlzd 3 Yr (Mo-End) 7.53

Std Dev 3 Yr (Mo-End) 0.98

Alpha 3 Yr (Mo-End) 1.52

Beta 3 Yr (Mo-End) 0.63

Sharpe Ratio 3 Yr (Mo-End) 3.95

Tracking Error 3 Yr (Mo-End) 0.64

R-Squared 3 Yr (Mo-End) 89.48

Past performance is not a guarantee of future returns. The value of investments may fall as well as rise and investors may not get back the full amount invested. Any decision to invest should be based on a full reading of the offer document. In case of any discrepancy between this sheet and the offer document in force, the offer document shall prevail.

Portfolio Date: 4/30/2019

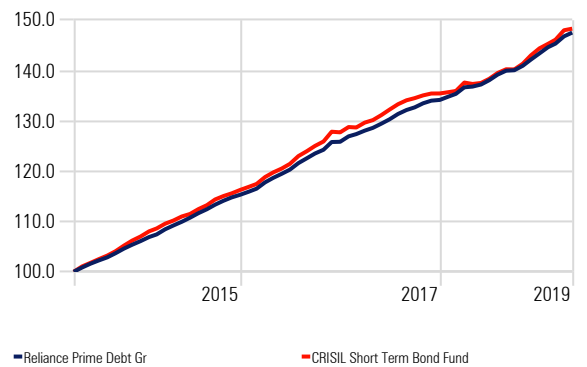
Trailing Returns

Calculation Benchmark: CRISIL Short Term Bond Fund

	Inv	Bmk1
6 Months	4.68	4.93
1 Years	7.85	8.01
2 Years	7.11	6.75
3 Years	7.53	7.39
5 Years	8.09	8.20

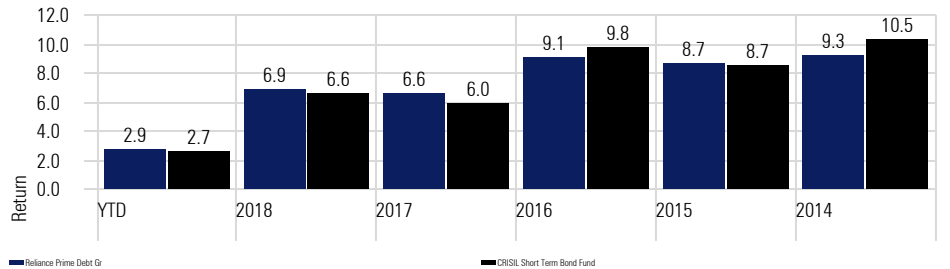
Investment Growth

Time Period: 5/1/2014 to 4/30/2019



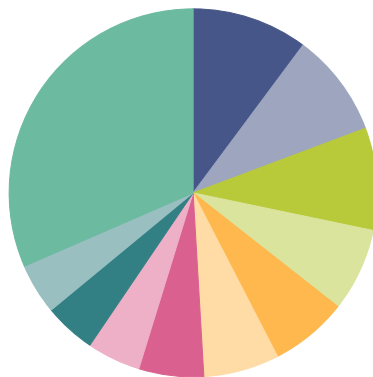
Returns

Calculation Benchmark: CRISIL Short Term Bond Fund



Portfolio Holdings

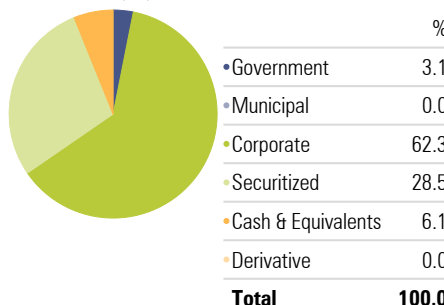
Portfolio Date: 4/30/2019



	%
Sansar Trust Sep 2017 III SR-A7 PTC	10.2
NRSS XXIX TRANSMISSION LIMITED	9.1
Panchshil Corporate Park Private Limited	9.0
Adani Transmission Limited	7.3
Dewan Housing Finance Corporation Limited	6.8
Motilal Oswal Securities Limited	6.7
INDIAN RECEIVABLE TRUST 18 FEB 2019	5.7
Rent a Device Trust	4.7
Net Current Assets	4.5
Indiabulls Housing Finance Limited	4.5
Other	31.5
Total	100.0

Portfolio Allocation

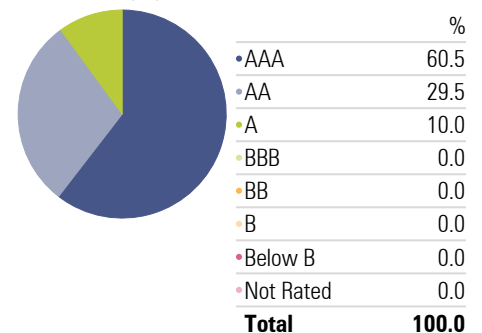
Portfolio Date: 4/30/2019



	%
Government	3.1
Municipal	0.0
Corporate	62.3
Securitized	28.5
Cash & Equivalents	6.1
Derivative	0.0
Total	100.0

Credit Quality

Portfolio Date: 4/30/2019



	%
AAA	60.5
AA	29.5
A	10.0
BBB	0.0
BB	0.0
B	0.0
Below B	0.0
Not Rated	0.0
Total	100.0