

UTI Corporate Bond Reg Gr

Category Debt - Corporate Bond

Suggested Horizon 18 Months and above

Investment Objective

The investment objective of the scheme is to generate optimal returns by investing predominantly in AA+ and above rated corporate bonds. However, there can be no assurance that the investment objective of the scheme will be realized. The Scheme does not guarantee / indicate any returns.

Manager Biography

Sudhir Agarwal since 8/8/2018

Sunil Patil since 8/8/2018

Scheme Details

| | |
|---------------------------------|----------|
| Inception Date | 8/8/2018 |
| Minimum Initial | 5,000 |
| Annual Report Net Expense Ratio | |
| NAV (Mo-End) | 10.55 |
| Exit Fee | 0.00 |

Portfolio Characteristics

| | |
|-------------------|------|
| Modified Duration | 1.63 |
| Avg Eff Maturity | 1.75 |
| Yield to Maturity | 8.61 |

UTI Corporate Bond Reg Gr - Snapshot

| | |
|--------------------------------|--|
| Total Ret Annlzd 3 Yr (Mo-End) | |
| Std Dev 3 Yr (Mo-End) | |
| Alpha 3 Yr (Mo-End) | |
| Beta 3 Yr (Mo-End) | |
| Sharpe Ratio 3 Yr (Mo-End) | |
| Tracking Error 3 Yr (Mo-End) | |
| R-Squared 3 Yr (Mo-End) | |

Past performance is not a guarantee of future returns. The value of investments may fall as well as rise and investors may not get back the full amount invested. Any decision to invest should be based on a full reading of the offer document. In case of any discrepancy between this sheet and the offer document in force, the offer document shall prevail.

Portfolio Date: 4/30/2019

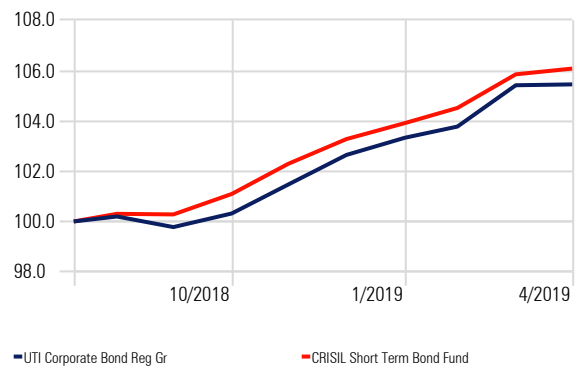
Trailing Returns

Calculation Benchmark: CRISIL Short Term Bond Fund

| | Inv | Bmk1 |
|----------|------|------|
| 6 Months | 5.12 | 4.93 |
| 1 Years | | 8.01 |
| 2 Years | | 6.75 |
| 3 Years | | 7.39 |
| 5 Years | | 8.20 |

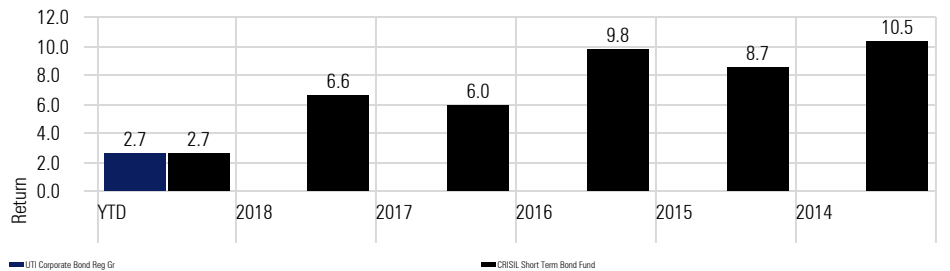
Investment Growth

Time Period: 8/9/2018 to 4/30/2019



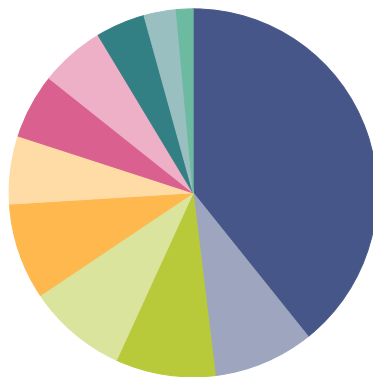
Returns

Calculation Benchmark: CRISIL Short Term Bond Fund



Portfolio Holdings

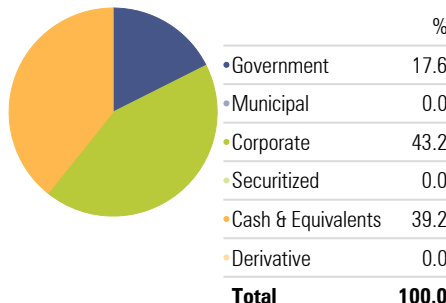
Portfolio Date: 4/30/2019



| | % |
|---|--------------|
| Net Current Assets | 39.2 |
| Indian Railway Finance Corporation Limited | 8.8 |
| Power Finance Corporation Ltd. | 8.8 |
| The Indian Hotels Company Limited | 8.8 |
| Reliance Jio Infocomm Limited | 8.4 |
| LIC HOUSING FINANCE LIMITED | 6.0 |
| STATE BANK OF INDIA | 5.7 |
| Housing Development Finance Corporation Limited | 5.7 |
| Reliance Utilities And Power Private Limited | 4.3 |
| Reliance Industries Limited | 2.8 |
| Other | 1.5 |
| Total | 100.0 |

Portfolio Allocation

Portfolio Date: 4/30/2019



Credit Quality

Portfolio Date: 4/30/2019

