

IDFC Credit Risk Reg Gr

Category Debt - Credit Risk

Suggested Horizon 18 Months and above

Investment Objective

The Fund seeks to generate returns by investing predominantly in AA and below rated corporate debt securities across maturities.

Manager Biography

Arvind Subramanian since 3/3/2017

Khushboo Sharma since 5/15/2017

Scheme Details

Inception Date	3/3/2017
Minimum Initial	5,000
Annual Report Net Expense Ratio	1.50
NAV (Mo-End)	11.33
Exit Fee	1.00

Portfolio Characteristics

Modified Duration	1.86
Avg Eff Maturity	2.47
Yield to Maturity	8.72

IDFC Credit Risk Reg Gr - Snapshot

Total Ret Annlzd 3 Yr (Mo-End)	
Std Dev 3 Yr (Mo-End)	
Alpha 3 Yr (Mo-End)	
Beta 3 Yr (Mo-End)	
Sharpe Ratio 3 Yr (Mo-End)	
Tracking Error 3 Yr (Mo-End)	
R-Squared 3 Yr (Mo-End)	

Past performance is not a guarantee of future returns. The value of investments may fall as well as rise and investors may not get back the full amount invested. Any decision to invest should be based on a full reading of the offer document. In case of any discrepancy between this sheet and the offer document in force, the offer document shall prevail.

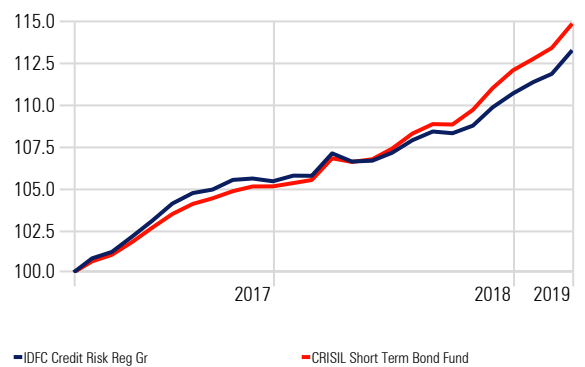
Trailing Returns

Calculation Benchmark: CRISIL Short Term Bond Fund

	Inv	Bmk1
6 Months	4.59	5.55
1 Years	5.77	7.55
2 Years	6.01	6.85
3 Years	7.59	7.59
5 Years	8.31	8.31

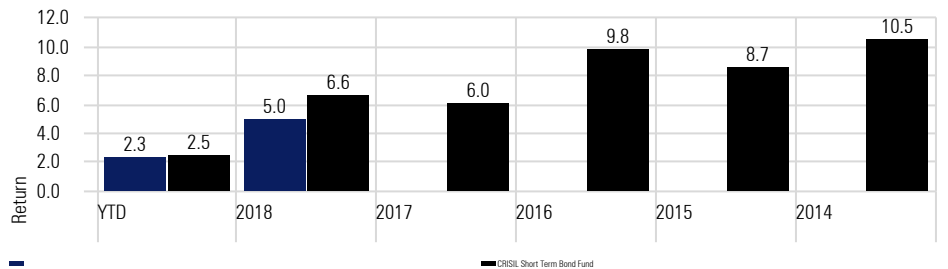
Investment Growth

Time Period: 3/4/2017 to 3/31/2019



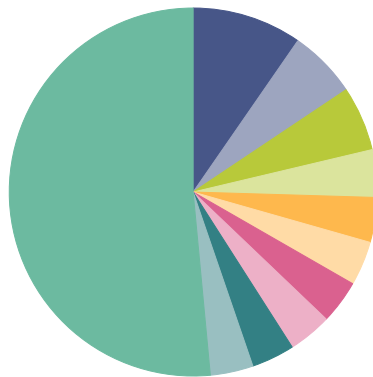
Returns

Calculation Benchmark: CRISIL Short Term Bond Fund



Portfolio Holdings

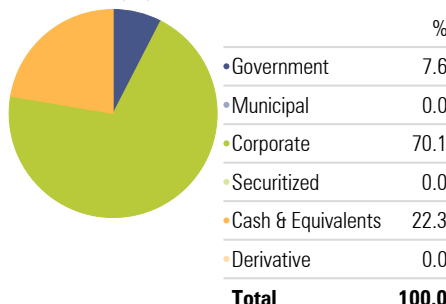
Portfolio Date: 3/31/2019



	%
Triparty Repo	9.6
IndusInd Bank Limited	6.0
Tata Housing Development Company Limited	5.7
Afcons Infrastructure Limited	4.2
Reliance Industries Limited	3.9
Net Current Assets	3.9
Piramal Enterprises Limited	3.8
Indostar Capital Finance Limited	3.8
Power Finance Corporation Ltd.	3.8
Rural Electrification Corporation Limited	3.8
Other	51.5
Total	100.0

Portfolio Allocation

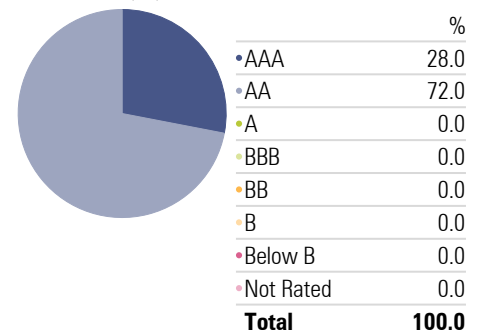
Portfolio Date: 3/31/2019



	%
Government	7.6
Municipal	0.0
Corporate	70.1
Securitized	0.0
Cash & Equivalents	22.3
Derivative	0.0
Total	100.0

Credit Quality

Portfolio Date: 3/31/2019



	%
AAA	28.0
AA	72.0
A	0.0
BBB	0.0
BB	0.0
B	0.0
Below B	0.0
Not Rated	0.0
Total	100.0