

# ICICI Pru All Seasons Bond Gr

## Category Debt - Dynamic Bond

## Suggested Horizon 18 Months and above

### Investment Objective

To generate income through investing in a range of debt and money market instruments of various duration while maintaining the optimum balance of yield, safety and liquidity. However, there can be no assurance or guarantee that the investment objective of the Scheme would be achieved.

### Manager Biography

Manish Banthia since 9/28/2012

Anuj Tagra since 1/15/2015

### Scheme Details

Inception Date	1/20/2010
Minimum Initial	5,000
Annual Report Net Expense Ratio	1.37
NAV (Mo-End)	23.14
Exit Fee	0.25

### Portfolio Characteristics

Modified Duration	3.02
Avg Eff Maturity	4.74
Yield to Maturity	8.68

### ICICI Pru All Seasons Bond Gr - Operations

Std Dev 3 Yr (Mo-End)	4.09
Beta 3 Yr (Mo-End)	1.05
Sharpe Ratio 3 Yr (Mo-End)	1.16
Information Ratio 3 Yr (Mo-End)	0.77

Past performance is not a guarantee of future returns. The value of investments may fall as well as rise and investors may not get back the full amount invested. Any decision to invest should be based on a full reading of the offer document. In case of any discrepancy between this sheet and the offer document in force, the offer document shall prevail.

Portfolio Date: 4/30/2019

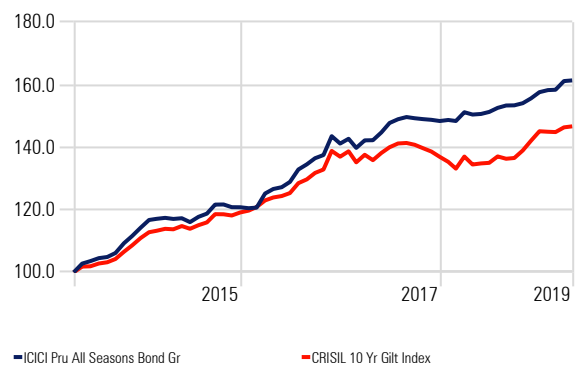
### Trailing Returns

Display Benchmark 1: CRISIL 10 Yr Gilt Index Display Benchmark 2:

	Inv	Bmk1
3 Months	0.16	1.33
6 Months	5.10	5.70
1 Year	14.12	12.73
2 Years	13.88	4.58
3 Years	12.49	7.41
5 Years	10.36	6.22

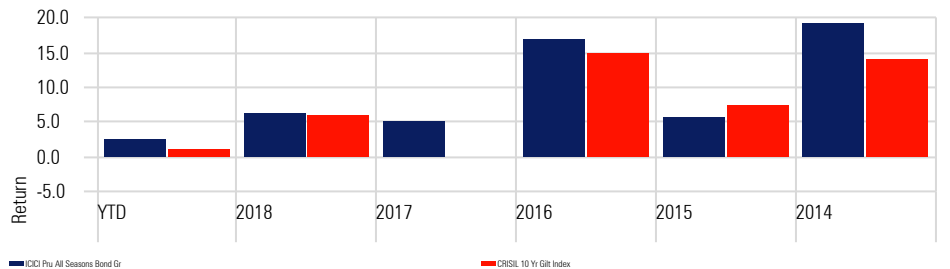
### Investment Growth

Time Period: 5/1/2014 to 4/30/2019



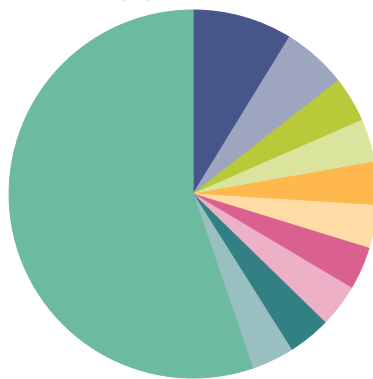
### Returns

Calculation Benchmark: CRISIL 10 Yr Gilt Index



### Portfolio Holdings

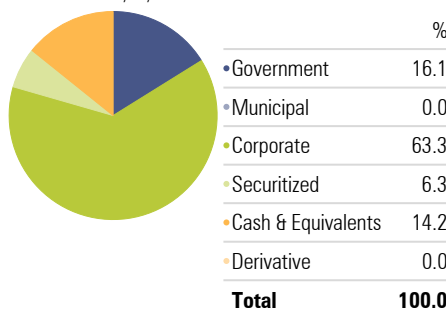
Portfolio Date: 4/30/2019



	%
Trepas	8.8
Rural Electrification Corporation Limited	5.7
7.37% Govt Stock 2023	4.0
Housing And Urban Development Corporation Ltd.	3.8
GOVT STOCK	3.8
Aspire Home Finance Corporation Limited	3.8
Essar Oil Limited	3.8
RELIANCE INDUSTRIES LIMITED	3.8
National Highways Authority Of India	3.7
Promont Hillside Private Limited	3.7
Other	55.2
<b>Total</b>	<b>100.0</b>

### Portfolio Allocation

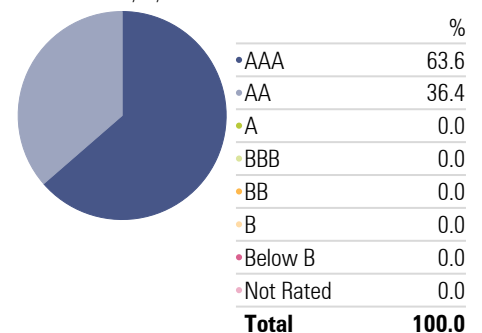
Portfolio Date: 4/30/2019



	%
Government	16.1
Municipal	0.0
Corporate	63.3
Securitized	6.3
Cash & Equivalents	14.2
Derivative	0.0
<b>Total</b>	<b>100.0</b>

### Credit Quality

Portfolio Date: 4/30/2019



	%
AAA	63.6
AA	36.4
A	0.0
BBB	0.0
BB	0.0
B	0.0
Below B	0.0
Not Rated	0.0
<b>Total</b>	<b>100.0</b>