

# IDFC Dynamic Bond Reg Gr

## Category Debt - Dynamic Bond

## Suggested Horizon 18 Months and above

### Investment Objective

To generate optimal returns by active management of the portfolio by investing in debt and money market instruments across maturities.

### Manager Biography

Suyash Choudhary since 10/15/2010

### Scheme Details

Inception Date	12/3/2008
Minimum Initial	5,000
Annual Report Net Expense Ratio	1.61
NAV (Mo-End)	22.23
Exit Fee	

### Portfolio Characteristics

Modified Duration	5.51
Avg Eff Maturity	8.16
Yield to Maturity	8.30

### IDFC Dynamic Bond Reg Gr - Operations

Std Dev 3 Yr (Mo-End)	4.45
Beta 3 Yr (Mo-End)	1.14
Sharpe Ratio 3 Yr (Mo-End)	0.85
Information Ratio 3 Yr (Mo-End)	0.06

Past performance is not a guarantee of future returns. The value of investments may fall as well as rise and investors may not get back the full amount invested. Any decision to invest should be based on a full reading of the offer document. In case of any discrepancy between this sheet and the offer document in force, the offer document shall prevail.

Portfolio Date: 4/30/2019

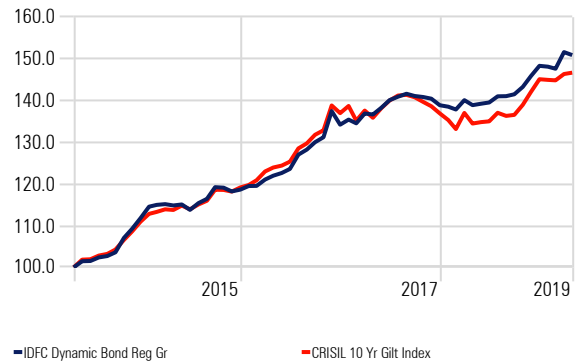
### Trailing Returns

Display Benchmark 1: CRISIL 10 Yr Gilt Index Display Benchmark 2:

	Inv	Bmk1
3 Months	0.09	1.33
6 Months	5.34	5.70
1 Year	13.42	12.73
2 Years	7.69	4.58
3 Years	10.07	7.41
5 Years	9.39	6.22

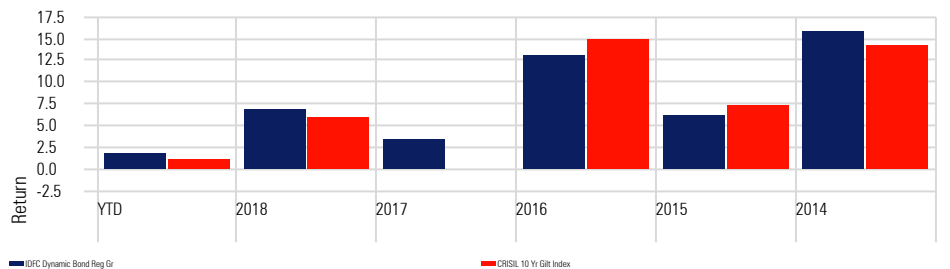
### Investment Growth

Time Period: 5/1/2014 to 4/30/2019



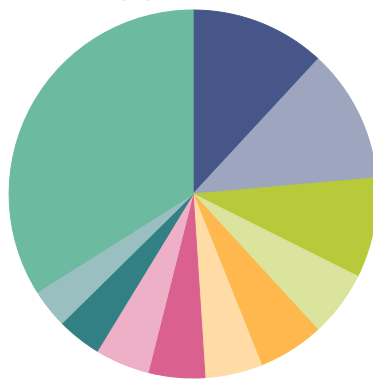
### Returns

Calculation Benchmark: CRISIL 10 Yr Gilt Index



### Portfolio Holdings

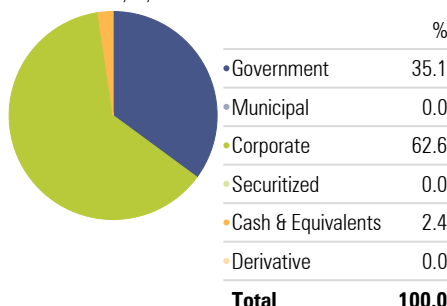
Portfolio Date: 4/30/2019



	%
National Highways Authority Of India	11.9
NTPC Limited	11.7
08.28 GJ SDL 2029	8.8
Rural Electrification Corporation Limited	5.8
NATIONAL BANK FOR AGRICULTURE AND RURAL DEVELOPMENT	5.8
8.25 % SDL Andhra Pradesh 2023	5.0
Reliance Industries Limited	5.0
Reliance Industries Limited	4.8
Indian Railway Finance Corporation Limited	3.9
8.24%SDL Gujarat 2023	3.4
Other	33.9
<b>Total</b>	<b>100.0</b>

### Portfolio Allocation

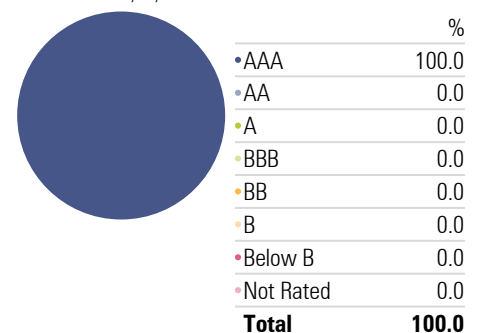
Portfolio Date: 4/30/2019



	%
Government	35.1
Municipal	0.0
Corporate	62.6
Securitized	0.0
Cash & Equivalents	2.4
Derivative	0.0
<b>Total</b>	<b>100.0</b>

### Credit Quality

Portfolio Date: 4/30/2019



	%
AAA	100.0
AA	0.0
A	0.0
BBB	0.0
BB	0.0
B	0.0
Below B	0.0
Not Rated	0.0
<b>Total</b>	<b>100.0</b>