

Kotak Dynamic Bond Reg Gr

Category
Debt - Dynamic Bond

Suggested Horizon
18 Months and above

Investment Objective

The investment objective of the Scheme is to maximise returns through an active management of a portfolio of debt and money market securities. There is no assurance or guarantee that the investment objective of the scheme will be achieved.

Manager Biography

Deepak Agrawal since 7/11/2007

Scheme Details

Inception Date	5/26/2008
Minimum Initial	5,000
Annual Report Net Expense Ratio	0.48
NAV (Mo-End)	26.18
Exit Fee	0.00

Portfolio Characteristics

Modified Duration	4.20
Avg Eff Maturity	6.05
Yield to Maturity	7.44

Kotak Dynamic Bond Reg Gr - Operations

Std Dev 3 Yr (Mo-End)	2.80
Beta 3 Yr (Mo-End)	0.75
Sharpe Ratio 3 Yr (Mo-End)	1.36
Information Ratio 3 Yr (Mo-End)	0.58

Past performance is not a guarantee of future returns. The value of investments may fall as well as rise and investors may not get back the full amount invested. Any decision to invest should be based on a full reading of the offer document. In case of any discrepancy between this sheet and the offer document in force, the offer document shall prevail.

Portfolio Date: 11/30/2019

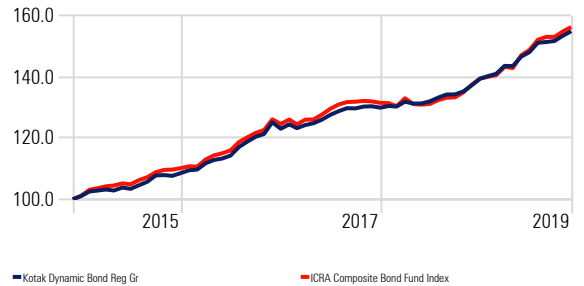
Trailing Returns

Display Benchmark 1: CRISIL 10 Yr Gilt Index Display Benchmark 2:

	Inv	Bmk1
3 Months	0.97	1.33
6 Months	3.85	5.70
1 Year	9.24	12.73
2 Years	9.02	4.58
3 Years	9.24	7.41
5 Years	8.94	6.22

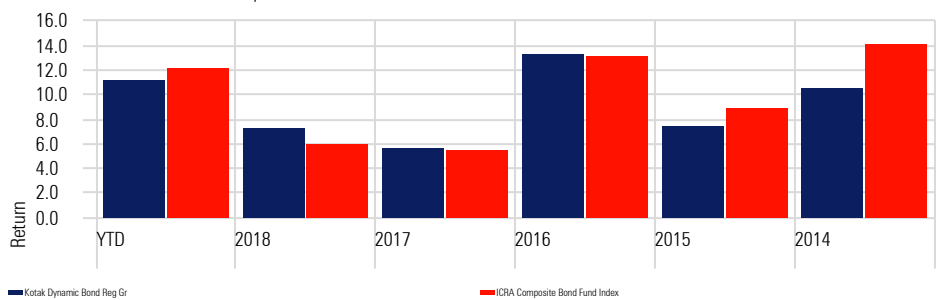
Investment Growth

Time Period: 12/1/2014 to 11/30/2019



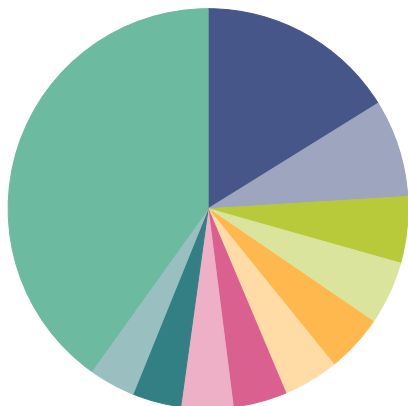
Returns

Calculation Benchmark: ICRA Composite Bond Fund Index



Portfolio Holdings

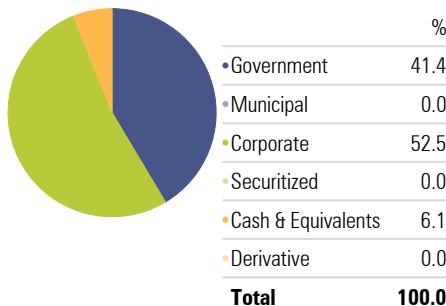
Portfolio Date: 11/30/2019



	%
GOVT STOCK	16.2
Reliance Jio Infocomm Limited	7.9
STATE BANK OF INDIA	5.4
Power Finance Corporation Limited	5.2
Bank Of Baroda	4.6
Rural Electrification Corporation Limited	4.5
LIC HOUSING FINANCE LIMITED	4.3
Reliance Ports And Terminals Limited	4.2
Net Current Assets/(Liabilities)	3.9
INDIAN RAILWAY FINANCE CORPORATION LIMITED	3.8
Other	40.1
Total	100.0

Portfolio Allocation

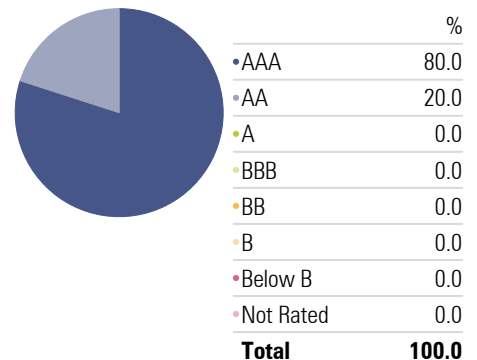
Portfolio Date: 11/30/2019



	%
Government	41.4
Municipal	0.0
Corporate	52.5
Securitized	0.0
Cash & Equivalents	6.1
Derivative	0.0
Total	100.0

Credit Quality

Portfolio Date: 11/30/2019



	%
AAA	80.0
AA	20.0
A	0.0
BBB	0.0
BB	0.0
B	0.0
Below B	0.0
Not Rated	0.0
Total	100.0