

# SBI Dynamic Bond Reg Gr

## Category Debt - Dynamic Bond

## Suggested Horizon 18 Months and above

### Investment Objective

To provide investors attractive returns through investment in an actively managed portfolio of high quality debt securities of varying maturities.

### Manager Biography

Dinesh Ahuja since 2/1/2011

### Scheme Details

Inception Date	2/9/2004
Minimum Initial	5,000
Annual Report Net Expense Ratio	1.66
NAV (Mo-End)	24.99
Exit Fee	0.25

### Portfolio Characteristics

Modified Duration	2.92
Avg Eff Maturity	4.06
Yield to Maturity	6.44

### SBI Dynamic Bond Reg Gr - Operations

Std Dev 3 Yr (Mo-End)	3.41
Beta 3 Yr (Mo-End)	0.89
Sharpe Ratio 3 Yr (Mo-End)	0.88
Information Ratio 3 Yr (Mo-End)	-0.05

Past performance is not a guarantee of future returns. The value of investments may fall as well as rise and investors may not get back the full amount invested. Any decision to invest should be based on a full reading of the offer document. In case of any discrepancy between this sheet and the offer document in force, the offer document shall prevail.

Portfolio Date: 10/31/2019

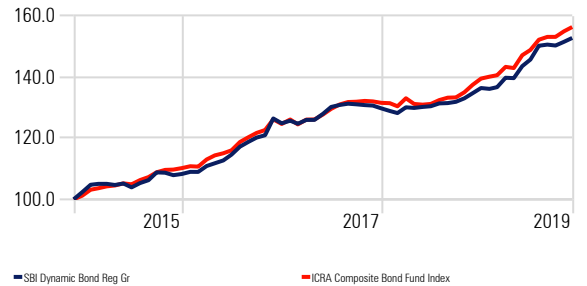
### Trailing Returns

Display Benchmark 1: CRISIL 10 Yr Gilt Index Display Benchmark 2:

	Inv	Bmk1
3 Months	0.11	1.33
6 Months	5.17	5.70
1 Year	11.85	12.73
2 Years	5.44	4.58
3 Years	8.61	7.41
5 Years	9.25	6.22

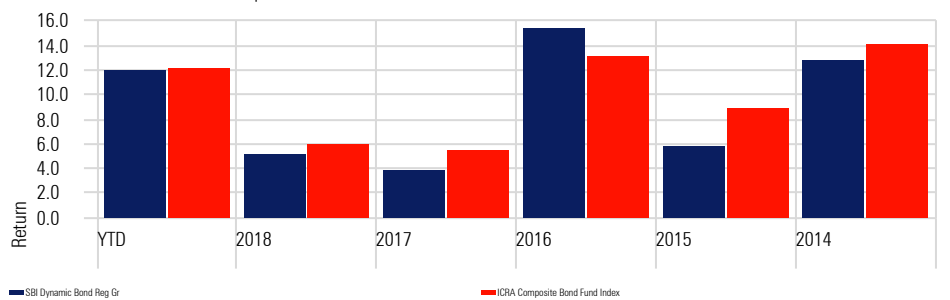
### Investment Growth

Time Period: 12/1/2014 to 11/30/2019



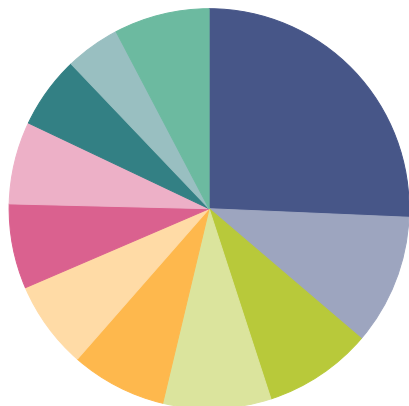
### Returns

Calculation Benchmark: ICRA Composite Bond Fund Index



### Portfolio Holdings

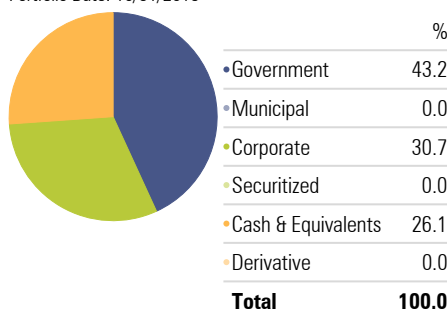
Portfolio Date: 10/31/2019



	%
Treps	25.7
6.79% Govt Stock 2029	10.6
POWER FINANCE CORPORATION LIMITED	8.8
7.26% Govt Stock 2029	8.7
National Bank For Agriculture And Rural Development	7.7
Air India Assets Holding Limited	7.1
Rural Electrification Corporation Limited	6.8
Hindustan Petroleum Corporation Limited	6.7
Housing Development Finance Corporation Limited	5.8
LIC Housing Finance Limited	4.4
Other	7.7
<b>Total</b>	<b>100.0</b>

### Portfolio Allocation

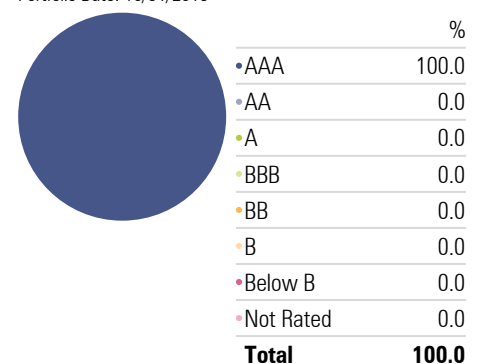
Portfolio Date: 10/31/2019



	%
Government	43.2
Municipal	0.0
Corporate	30.7
Securitized	0.0
Cash & Equivalents	26.1
Derivative	0.0
<b>Total</b>	<b>100.0</b>

### Credit Quality

Portfolio Date: 10/31/2019



	%
AAA	100.0
AA	0.0
A	0.0
BBB	0.0
BB	0.0
B	0.0
Below B	0.0
Not Rated	0.0
<b>Total</b>	<b>100.0</b>