

ICICI Pru Gilt Gr

Category Debt - GILT Fund

Suggested Horizon 18 Months and above

Investment Objective

To generate income primarily through investment in Gilts of various maturities. However, there can be no assurance or guarantee that the investment objective of the Scheme would be achieved.

Manager Biography

Rahul Goswami since 9/27/2012

Anuj Tagra since 10/30/2013

Scheme Details

Inception Date	8/19/1999
Minimum Initial	5,000
Annual Report Net Expense Ratio	1.17
NAV (Mo-End)	63.71
Exit Fee	

Portfolio Characteristics

Modified Duration	2.88
Avg Eff Maturity	4.80
Yield to Maturity	7.47

ICICI Pru Gilt Gr - Snapshot

Total Ret Annlzd 3 Yr (Mo-End)	7.83
Std Dev 3 Yr (Mo-End)	6.12
Alpha 3 Yr (Mo-End)	-3.01
Beta 3 Yr (Mo-End)	1.76
Sharpe Ratio 3 Yr (Mo-End)	0.71
Tracking Error 3 Yr (Mo-End)	3.89

Past performance is not a guarantee of future returns. The value of investments may fall as well as rise and investors may not get back the full amount invested. Any decision to invest should be based on a full reading of the offer document. In case of any discrepancy between this sheet and the offer document in force, the offer document shall prevail.

Portfolio Date: 4/30/2019

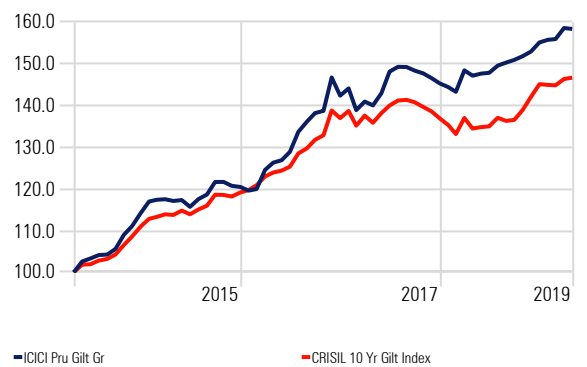
Trailing Returns

Calculation Benchmark: CRISIL 10 Yr Gilt Index

	Inv	Bmk1
6 Months	4.29	5.55
1 Years	7.62	9.08
2 Years	6.35	3.90
3 Years	7.83	5.78
5 Years	9.63	7.97

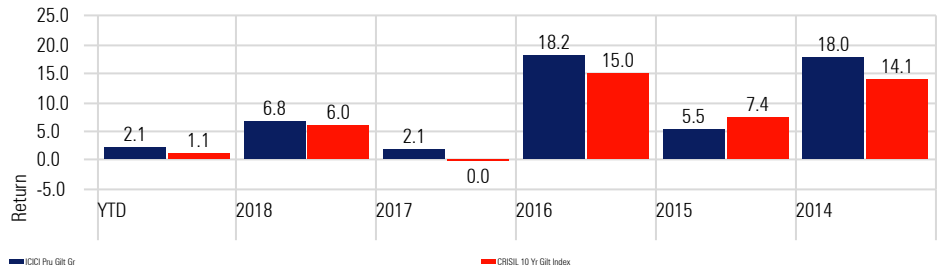
Investment Growth

Time Period: 5/1/2014 to 4/30/2019



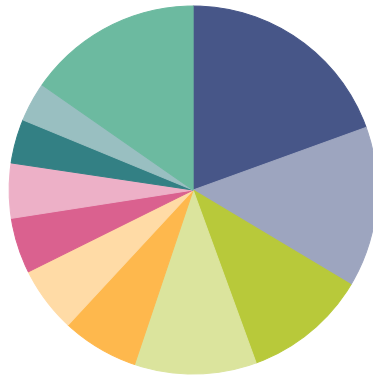
Returns

Calculation Benchmark: CRISIL 10 Yr Gilt Index



Portfolio Holdings

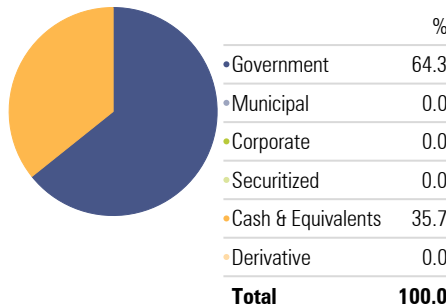
Portfolio Date: 4/30/2019



	%
7.28% Govt Stock 2019	19.5
6.90% Govt Stock 2019	14.1
08.35 GJ SDL 2029	10.9
08.18 TN SDL 2028	10.7
7.26% Govt Stock 2029	6.7
GOVT STOCK	5.8
08.16 KA SDL 2029	4.9
6.57% Govt Stock 2033	4.8
8.05% TN SDL 2028 April	3.9
08.37 TN SDL 2029	3.5
Other	15.3
Total	100.0

Portfolio Allocation

Portfolio Date: 4/30/2019



Credit Quality

Portfolio Date: 4/30/2019

