

IDFC Gov Sec Inv Reg Gr

Category Debt - GILT Fund

Suggested Horizon 18 Months and above

Investment Objective

The scheme seeks to generate optimal returns with high liquidity by investing in Government Securities across maturities.

Manager Biography

Suyash Choudhary since 10/15/2010

Scheme Details

Inception Date	12/3/2008
Minimum Initial	5,000
Annual Report Net Expense Ratio	1.05
NAV (Mo-End)	24.42
Exit Fee	0.00

Portfolio Characteristics

Modified Duration	7.30
Avg Eff Maturity	11.47
Yield to Maturity	6.97

IDFC Gov Sec Inv Reg Gr - Snapshot

Total Ret Annlzd 3 Yr (Mo-End)	6.77
Std Dev 3 Yr (Mo-End)	4.44
Alpha 3 Yr (Mo-End)	-1.91
Beta 3 Yr (Mo-End)	1.39
Sharpe Ratio 3 Yr (Mo-End)	0.74
Tracking Error 3 Yr (Mo-End)	2.18

Past performance is not a guarantee of future returns. The value of investments may fall as well as rise and investors may not get back the full amount invested. Any decision to invest should be based on a full reading of the offer document. In case of any discrepancy between this sheet and the offer document in force, the offer document shall prevail.

Portfolio Date: 11/30/2019

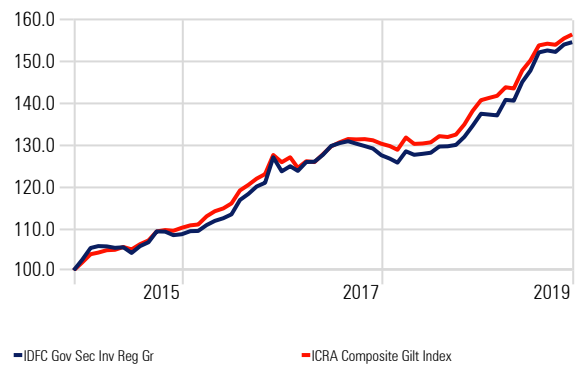
Trailing Returns

Calculation Benchmark: ICRA Composite Gilt Index

	Inv	Bmk1
6 Months	6.57	5.85
1 Years	14.91	13.29
2 Years	9.43	9.25
3 Years	6.77	7.04
5 Years	9.12	9.39

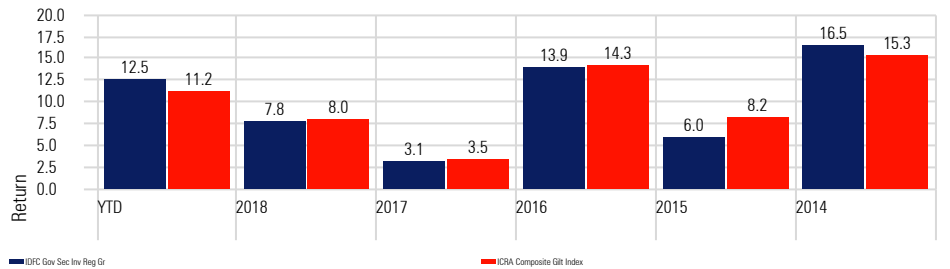
Investment Growth

Time Period: 12/1/2014 to 11/30/2019



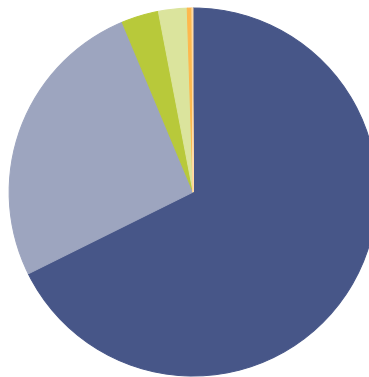
Returns

Calculation Benchmark: ICRA Composite Gilt Index



Portfolio Holdings

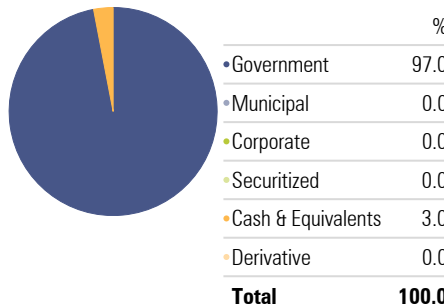
Portfolio Date: 11/30/2019



	%
GOVT STOCK	67.7
GOVT STOCK	26.0
7.61% Govt Stock 2030	3.3
Net Current Assets	2.5
Triparty Repo	0.4
Cash Margin - Ccil	0.1
7.17% Govt Stock 2028	0.0
Total	100.0

Portfolio Allocation

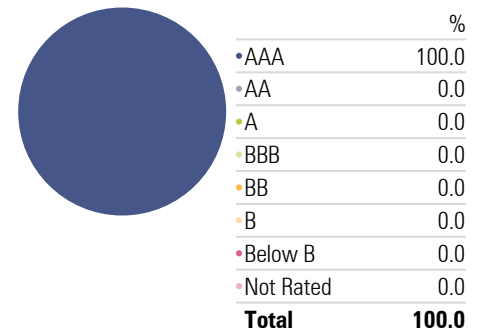
Portfolio Date: 11/30/2019



	%
Government	97.0
Municipal	0.0
Corporate	0.0
Securitized	0.0
Cash & Equivalents	3.0
Derivative	0.0
Total	100.0

Credit Quality

Portfolio Date: 11/30/2019



	%
AAA	100.0
AA	0.0
A	0.0
BBB	0.0
BB	0.0
B	0.0
Below B	0.0
Not Rated	0.0
Total	100.0