

Reliance Gilt Sec Gr

Category Debt - GILT Fund

Suggested Horizon 18 Months and above

Investment Objective

The primary investment objective of the scheme is to generate optimal credit risk-free returns by investing in a portfolio of securities issued and guaranteed by the Central Government and State Government.

Manager Biography

Prashant Pimple since 3/30/2009

Scheme Details

Inception Date	8/22/2008
Minimum Initial	5,000
Annual Report Net Expense Ratio	1.81
NAV (Mo-End)	24.83
Exit Fee	0.25

Portfolio Characteristics

Modified Duration	6.03
Avg Eff Maturity	9.01
Yield to Maturity	7.82

Reliance Gilt Sec Gr - Snapshot

Total Ret Annlzd 3 Yr (Mo-End)	8.57
Std Dev 3 Yr (Mo-End)	5.12
Alpha 3 Yr (Mo-End)	-1.61
Beta 3 Yr (Mo-End)	1.58
Sharpe Ratio 3 Yr (Mo-End)	0.97
Tracking Error 3 Yr (Mo-End)	2.68

Past performance is not a guarantee of future returns. The value of investments may fall as well as rise and investors may not get back the full amount invested. Any decision to invest should be based on a full reading of the offer document. In case of any discrepancy between this sheet and the offer document in force, the offer document shall prevail.

Portfolio Date: 4/30/2019

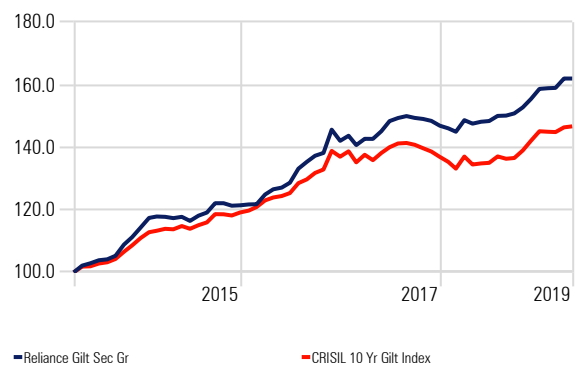
Trailing Returns

Calculation Benchmark: CRISIL 10 Yr Gilt Index

	Inv	Bmk1
6 Months	6.04	5.55
1 Years	9.78	9.08
2 Years	6.55	3.90
3 Years	8.57	5.78
5 Years	10.13	7.97

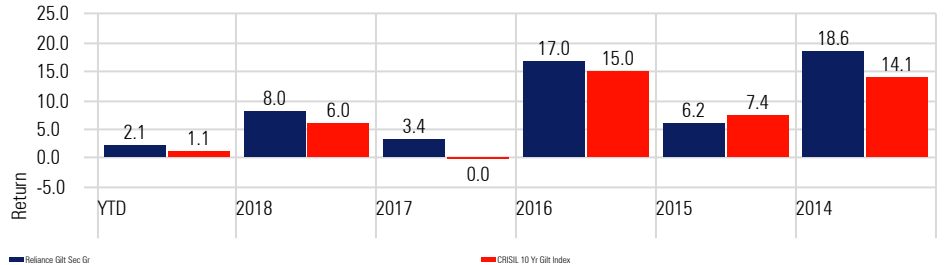
Investment Growth

Time Period: 5/1/2014 to 4/30/2019



Returns

Calculation Benchmark: CRISIL 10 Yr Gilt Index



Portfolio Holdings

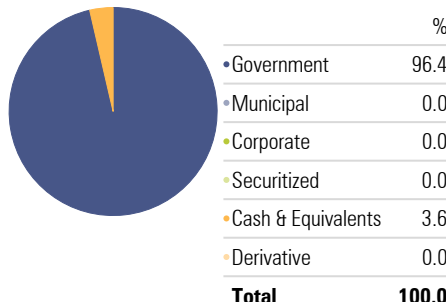
Portfolio Date: 4/30/2019



	%
7.95% Govt Stock 2032	17.5
08.14 GJ SDL 2029	13.0
08.16 KA SDL 2029	10.4
GOVT STOCK	9.6
7.17% Govt Stock 2028	9.3
8.24% Govt Stock 2027	9.2
08.28 GJ SDL 2029	7.3
08.08 MH SDL 2028	5.7
8.95% Maharashtra SDL 2022	4.3
08.18 TN SDL 2028	3.1
Other	10.6
Total	100.0

Portfolio Allocation

Portfolio Date: 4/30/2019



Credit Quality

Portfolio Date: 4/30/2019

