

Franklin India Liquid Gr

Category Debt - Liquid Fund

Suggested Horizon Upto 3 Months

Investment Objective

Aims to provide current income with high liquidity.

Manager Biography

Pallab Roy since 6/6/2008

Umesh Sharma since 10/25/2018

Scheme Details

| | |
|---------------------------------|-----------|
| Inception Date | 4/29/1998 |
| Minimum Initial | 100,000 |
| Annual Report Net Expense Ratio | 0.86 |
| NAV (Mo-End) | 4,395.37 |
| Exit Fee | 0.00 |

Portfolio Characteristics

| | |
|-------------------|------|
| Modified Duration | 0.18 |
| Avg Eff Maturity | 0.18 |
| Yield to Maturity | 7.43 |

Franklin India Liquid Gr - Snapshot

| | |
|--------------------------------|-------|
| Total Ret Annlzd 3 Yr (Mo-End) | 6.48 |
| Std Dev 3 Yr (Mo-End) | 0.16 |
| Alpha 3 Yr (Mo-End) | 0.15 |
| Beta 3 Yr (Mo-End) | 0.77 |
| Sharpe Ratio 3 Yr (Mo-End) | 13.36 |
| Tracking Error 3 Yr (Mo-End) | 0.12 |

Past performance is not a guarantee of future returns. The value of investments may fall as well as rise and investors may not get back the full amount invested. Any decision to invest should be based on a full reading of the offer document. In case of any discrepancy between this sheet and the offer document in force, the offer document shall prevail.

Portfolio Date: 4/30/2019

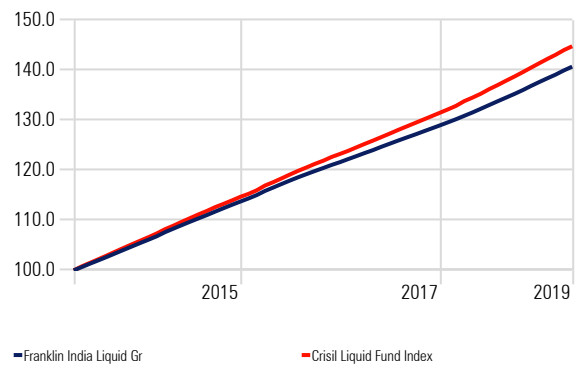
Trailing Returns

Calculation Benchmark: Crisil Liquid Fund Index

| | Inv | Bmk1 |
|----------|------|------|
| 6 Months | 3.45 | 3.71 |
| 1 Years | 6.96 | 7.63 |
| 2 Years | 6.52 | 7.23 |
| 3 Years | 6.48 | 7.17 |
| 5 Years | 7.07 | 7.68 |

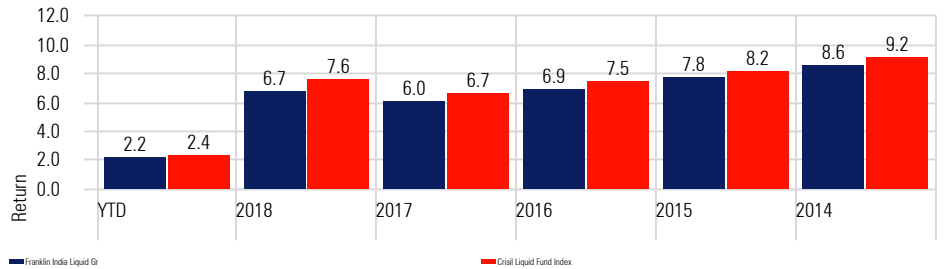
Investment Growth

Time Period: 5/1/2014 to 4/30/2019



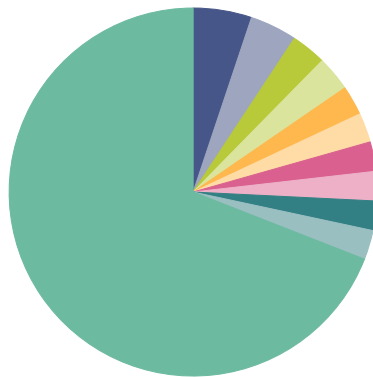
Returns

Calculation Benchmark: Crisil Liquid Fund Index



Portfolio Holdings

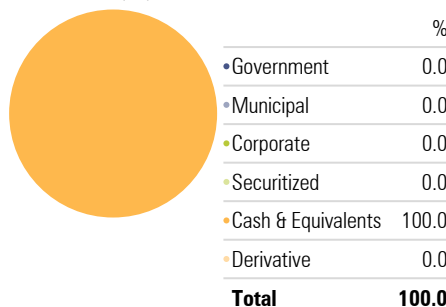
Portfolio Date: 4/30/2019



| Company | % |
|---|--------------|
| PNB HOUSING FINANCE LIMITED | 5.1 |
| HOUSING DEVELOPMENT FINANCE CORPORATION LIMITED | 4.1 |
| Edelweiss Commodities Services Limited | 3.1 |
| INDIAN OIL CORPORATION LIMITED | 3.1 |
| Housing Development Finance Corporation Limited | 2.6 |
| BANK OF BARODA | 2.6 |
| L & T INFRASTRUCTURE FINANCE COMPANY LIMITED | 2.6 |
| L&T HOUSING FINANCE LIMITED | 2.6 |
| NATIONAL BANK FOR AGRICULTURE AND RURAL DEVELOPMENT | 2.6 |
| Hindustan Petroleum Corporation Limited | 2.6 |
| Other | 69.1 |
| Total | 100.0 |

Portfolio Allocation

Portfolio Date: 4/30/2019



Credit Quality

Portfolio Date: 4/30/2019

