

# HDFC Liquid Gr

## Category Debt - Liquid Fund

## Suggested Horizon Upto 3 Months

### Investment Objective

To generate income through a portfolio comprising money market and debt instruments. There is no assurance that the investment objective of the Scheme will be realized.

### Manager Biography

Anupam Joshi since 10/27/2015

Amar Kalkundrikar since 1/10/2019

### Scheme Details

Inception Date	10/17/2000
Minimum Initial	5,000
Annual Report Net Expense Ratio	0.21
NAV (Mo-End)	3,681.29
Exit Fee	0.00

### Portfolio Characteristics

Modified Duration	0.09
Avg Eff Maturity	0.11
Yield to Maturity	7.27

### HDFC Liquid Gr - Snapshot

Total Ret Annlzd 3 Yr (Mo-End)	7.01
Std Dev 3 Yr (Mo-End)	0.17
Alpha 3 Yr (Mo-End)	0.69
Beta 3 Yr (Mo-End)	0.76
Sharpe Ratio 3 Yr (Mo-End)	15.76
Tracking Error 3 Yr (Mo-End)	0.12

Past performance is not a guarantee of future returns. The value of investments may fall as well as rise and investors may not get back the full amount invested. Any decision to invest should be based on a full reading of the offer document. In case of any discrepancy between this sheet and the offer document in force, the offer document shall prevail.

Portfolio Date: 4/30/2019

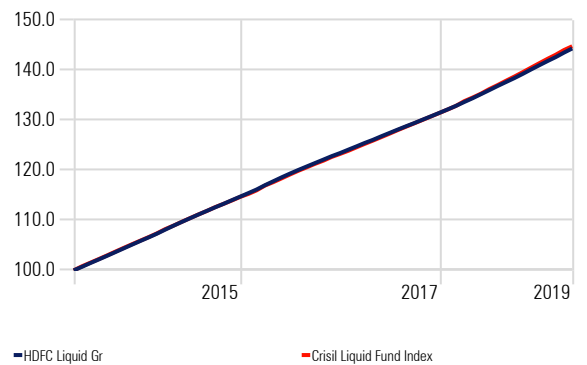
### Trailing Returns

Calculation Benchmark: Crisil Liquid Fund Index

	Inv	Bmk1
6 Months	3.64	3.71
1 Years	7.41	7.63
2 Years	7.00	7.23
3 Years	7.01	7.17
5 Years	7.62	7.68

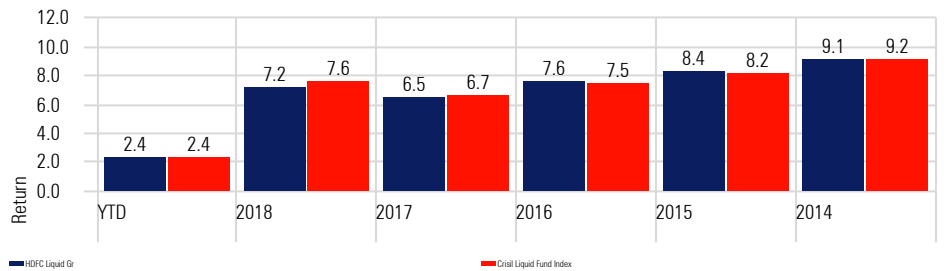
### Investment Growth

Time Period: 5/1/2014 to 4/30/2019



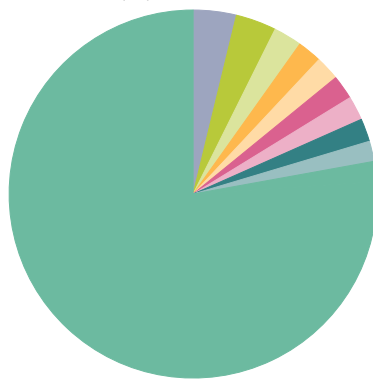
### Returns

Calculation Benchmark: Crisil Liquid Fund Index



### Portfolio Holdings

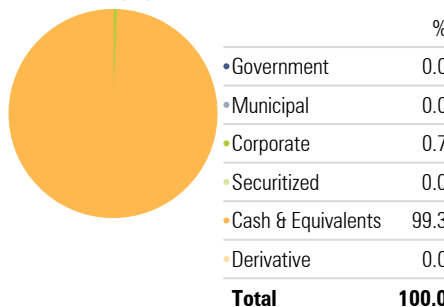
Portfolio Date: 4/30/2019



	%
TATA SONS PRIVATE LIMITED	3.8
OIL& NATURAL GAS CORPORATION LIMITED	3.6
TATA TELESERVICES LIMITED	2.5
Hindustan Zinc Limited	2.1
Reliance Retail Limited	2.1
SYNDICATE BANK	2.1
NTPC Limited	2.1
91 DTB 040719	2.0
L&T FINANCE LIMITED	1.8
National Housing Bank	1.8
Other	76.1
<b>Total</b>	<b>100.0</b>

### Portfolio Allocation

Portfolio Date: 4/30/2019



### Credit Quality

Portfolio Date: 4/30/2019

