

Reliance Liquid Gr

Category
Debt - Liquid Fund

Suggested Horizon
Upto 3 Months

Investment Objective

The investment objective of the Scheme is to generate optimal returns consistent with moderate levels of risk and high liquidity by investing in debt and money market instruments.

Manager Biography

Anju Chhajjar since 10/1/2013

Kinjal Desai since 5/25/2018

Scheme Details

Inception Date	12/9/2003
Minimum Initial	100
Annual Report Net Expense Ratio	0.18
NAV (Mo-End)	4,565.80
Exit Fee	

Portfolio Characteristics

Modified Duration	0.17
Avg Eff Maturity	0.18
Yield to Maturity	7.55

Reliance Liquid Gr - Snapshot

Total Ret Annlzd 3 Yr (Mo-End)	7.17
Std Dev 3 Yr (Mo-End)	0.17
Alpha 3 Yr (Mo-End)	0.55
Beta 3 Yr (Mo-End)	0.84
Sharpe Ratio 3 Yr (Mo-End)	16.03
Tracking Error 3 Yr (Mo-End)	0.09

Past performance is not a guarantee of future returns. The value of investments may fall as well as rise and investors may not get back the full amount invested. Any decision to invest should be based on a full reading of the offer document. In case of any discrepancy between this sheet and the offer document in force, the offer document shall prevail.

Portfolio Date: 4/30/2019

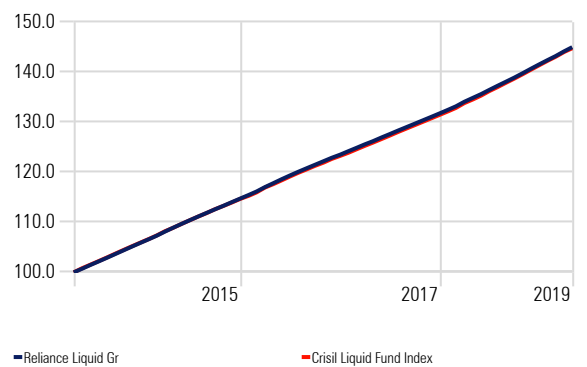
Trailing Returns

Calculation Benchmark: Crisil Liquid Fund Index

	Inv	Bmk1
6 Months	3.72	3.71
1 Years	7.53	7.63
2 Years	7.19	7.23
3 Years	7.17	7.17
5 Years	7.72	7.68

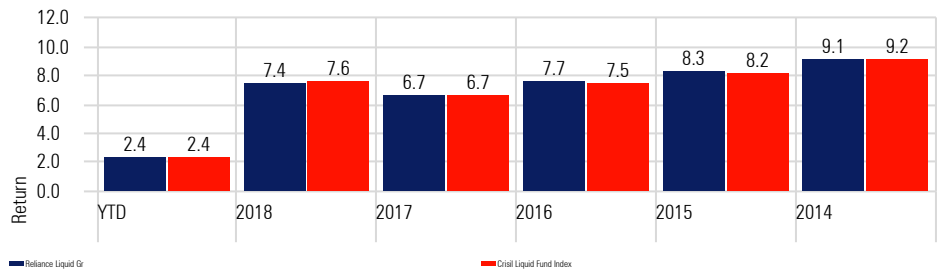
Investment Growth

Time Period: 5/1/2014 to 4/30/2019



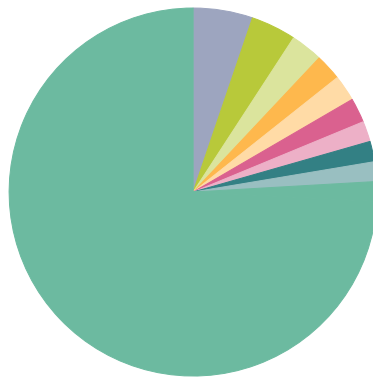
Returns

Calculation Benchmark: Crisil Liquid Fund Index



Portfolio Holdings

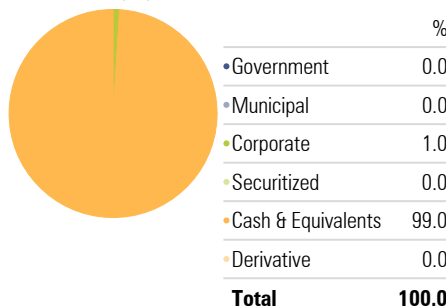
Portfolio Date: 4/30/2019



Company	%
Oriental Bank Of Commerce	5.2
Punjab National Bank	4.0
NATIONAL FERTILIZERS LIMITED	2.8
Standard Chartered Bank **	2.3
Tata Sponge Iron Ltd.	2.3
BANK OF BARODA	2.2
Vijaya Bank	1.8
AXIS BANK LIMITED	1.8
91 DTB 21062019	1.7
IDFC BANK LIMITED	1.7
Other	74.2
Total	100.0

Portfolio Allocation

Portfolio Date: 4/30/2019



Credit Quality

Portfolio Date: 4/30/2019

