

Tata Liquid Reg Gr

Category Debt - Liquid Fund

Suggested Horizon Upto 3 Months

Investment Objective

The investment objective is to generate reasonable returns with high liquidity to the unitholders

Manager Biography

Amit Somani since 10/16/2013

Scheme Details

Inception Date	9/1/2004
Minimum Initial	5,000
Annual Report Net Expense Ratio	0.21
NAV (Mo-End)	2,947.61
Exit Fee	0.00

Portfolio Characteristics

Modified Duration	0.11
Avg Eff Maturity	0.11
Yield to Maturity	7.45

Tata Liquid Reg Gr - Snapshot

Total Ret Annlzd 3 Yr (Mo-End)	7.15
Std Dev 3 Yr (Mo-End)	0.15
Alpha 3 Yr (Mo-End)	0.76
Beta 3 Yr (Mo-End)	0.78
Sharpe Ratio 3 Yr (Mo-End)	17.37
Tracking Error 3 Yr (Mo-End)	0.09

Past performance is not a guarantee of future returns. The value of investments may fall as well as rise and investors may not get back the full amount invested. Any decision to invest should be based on a full reading of the offer document. In case of any discrepancy between this sheet and the offer document in force, the offer document shall prevail.

Portfolio Date: 4/30/2019

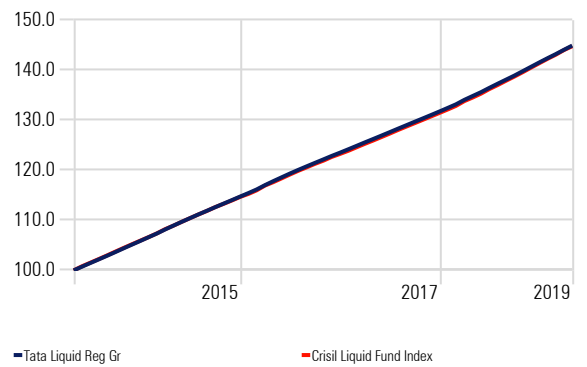
Trailing Returns

Calculation Benchmark: Crisil Liquid Fund Index

	Inv	Bmk1
6 Months	3.66	3.71
1 Years	7.48	7.63
2 Years	7.15	7.23
3 Years	7.15	7.17
5 Years	7.70	7.68

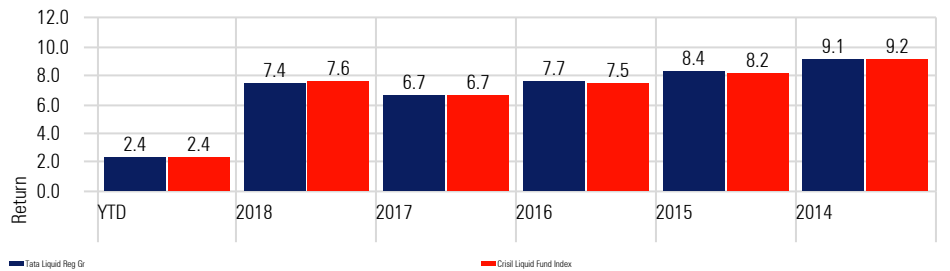
Investment Growth

Time Period: 5/1/2014 to 4/30/2019



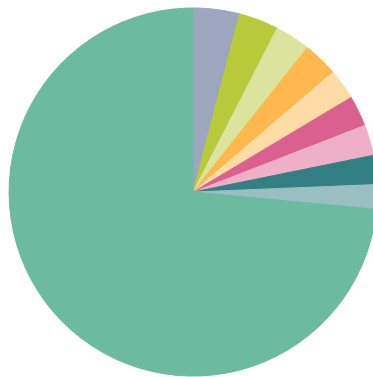
Returns

Calculation Benchmark: Crisil Liquid Fund Index



Portfolio Holdings

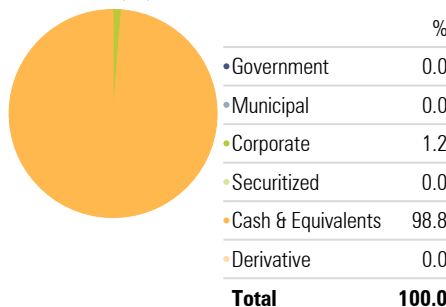
Portfolio Date: 4/30/2019



	%
Indusind Bank Ltd	4.1
RELIANCE INDUSTRIES LIMITED	3.5
PNB HOUSING FINANCE LIMITED	3.1
VIJAYA BANK	3.1
NABHA POWER LIMITED	2.7
RELIANCE RETAIL LIMITED	2.7
India Infoline Finance Limited	2.7
Reliance Jio Infocomm Limited	2.5
STEEL AUTHORITY OF INDIA LIMITED	2.2
CENTURY TEXTILES & INDUSTRIES LIMITED	2.2
Other	71.3
Total	100.0

Portfolio Allocation

Portfolio Date: 4/30/2019



Credit Quality

Portfolio Date: 4/30/2019

