

UTI Liquid Cash Plan Reg Gr

Category
Debt - Liquid Fund

Suggested Horizon
Upto 3 Months

Investment Objective

The investment objective of the scheme is to generate steady and reasonable income, with low risk and high level of liquidity from a portfolio of debt & money market instruments. However there can be no assurance that the investment objective of the Scheme will be achieved. The Scheme does not guarantee / indicate any returns.

Manager Biography

Amandeep S. Chopra since 12/14/2006

Amit Sharma since 7/7/2017

Scheme Details

Inception Date	6/23/2003
Minimum Initial	500
Annual Report Net Expense Ratio	0.09
NAV (Mo-End)	2,866.02
Exit Fee	

Portfolio Characteristics

Modified Duration	
Avg Eff Maturity	
Yield to Maturity	

UTI Liquid Cash Plan Reg Gr - Snapshot

Total Ret Annlzd 3 Yr (Mo-End)	6.50
Std Dev 3 Yr (Mo-End)	0.17
Alpha 3 Yr (Mo-End)	-0.11
Beta 3 Yr (Mo-End)	0.85
Sharpe Ratio 3 Yr (Mo-End)	13.16
Tracking Error 3 Yr (Mo-End)	0.08

Past performance is not a guarantee of future returns. The value of investments may fall as well as rise and investors may not get back the full amount invested. Any decision to invest should be based on a full reading of the offer document. In case of any discrepancy between this sheet and the offer document in force, the offer document shall prevail.

Portfolio Date: 4/30/2019

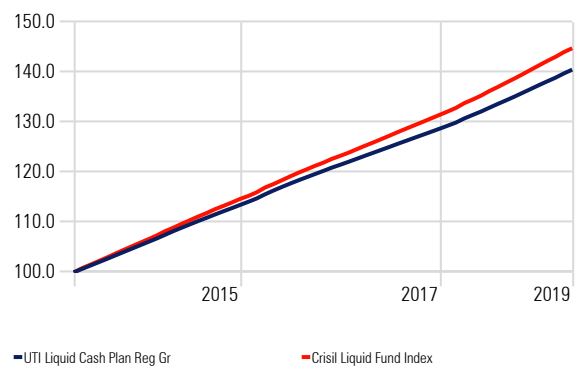
Trailing Returns

Calculation Benchmark: Crisil Liquid Fund Index

	Inv	Bmk1
6 Months	3.39	3.71
1 Years	6.90	7.63
2 Years	6.51	7.23
3 Years	6.50	7.17
5 Years	7.04	7.68

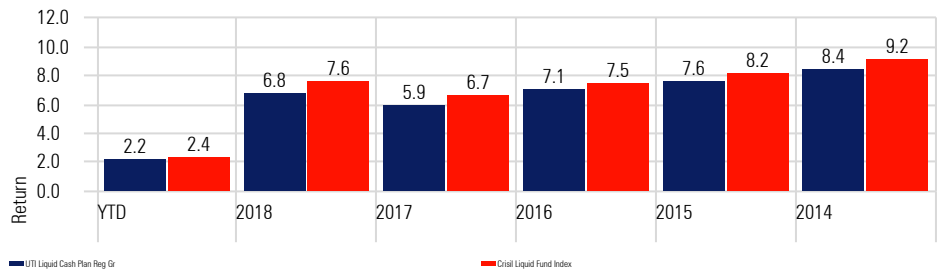
Investment Growth

Time Period: 5/1/2014 to 4/30/2019



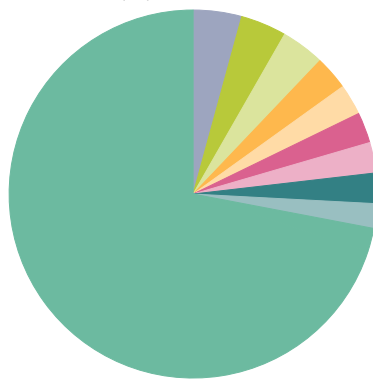
Returns

Calculation Benchmark: Crisil Liquid Fund Index



Portfolio Holdings

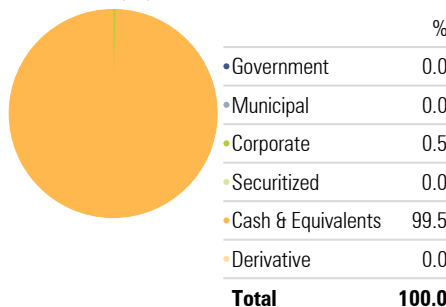
Portfolio Date: 4/30/2019



Instrument	%
SYNDICATE BANK	4.3
Power Finance Corporation Ltd.	4.0
CANARA BANK	3.8
Hindustan Petroleum Corporation Limited	3.0
Tata Sponge Iron Ltd.	2.7
Reliance Industries Limited	2.7
NATIONAL BANK FOR AGRICULTURE AND RURAL DEVELOPMENT	2.7
POWER GRID CORPORATION OF INDIA LIMITED	2.7
Andhra Bank	2.2
NATIONAL HOUSING BANK	2.1
Other	69.9
Total	100.0

Portfolio Allocation

Portfolio Date: 4/30/2019



Credit Quality

Portfolio Date: 4/30/2019

