

ICICI Pru Long Term Bond Gr

Category Debt - Long Duration Fund

Suggested Horizon 18 Months and above

Investment Objective

To generate income through investments in a range of debt and money market instruments while maintaining the optimum balance of yield, safety and liquidity. However, there can be no assurance or guarantee that the investment objective of the Scheme would be achieved.

Manager Biography

Manish Banthia since 9/19/2013

Scheme Details

Inception Date	7/9/1998
Minimum Initial	5,000
Annual Report Net Expense Ratio	1.76
NAV (Mo-End)	58.81
Exit Fee	

Portfolio Characteristics

Modified Duration	6.67
Avg Eff Maturity	11.08
Yield to Maturity	8.31

ICICI Pru Long Term Bond Gr - Operations

Std Dev 3 Yr (Mo-End)	5.14
Beta 3 Yr (Mo-End)	1.38
Sharpe Ratio 3 Yr (Mo-End)	0.82
Information Ratio 3 Yr (Mo-End)	0.30

Past performance is not a guarantee of future returns. The value of investments may fall as well as rise and investors may not get back the full amount invested. Any decision to invest should be based on a full reading of the offer document. In case of any discrepancy between this sheet and the offer document in force, the offer document shall prevail.

Portfolio Date: 4/30/2019

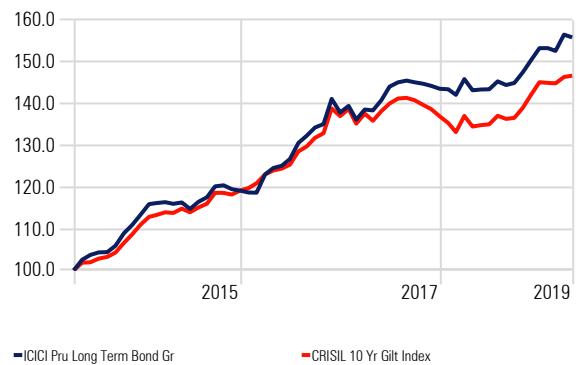
Trailing Returns

Display Benchmark 1: CRISIL 10 Yr Gilt Index Display Benchmark 2:

	Inv	Bmk1
3 Months	0.12	1.33
6 Months	4.89	5.70
1 Year	13.41	12.73
2 Years	5.71	4.58
3 Years	8.79	7.41
5 Years	7.68	6.22

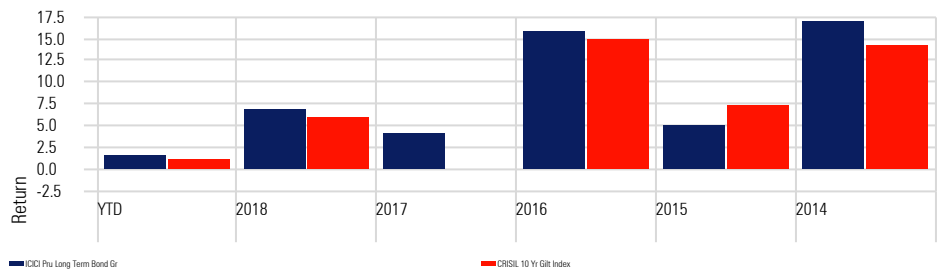
Investment Growth

Time Period: 5/1/2014 to 4/30/2019



Returns

Calculation Benchmark: CRISIL 10 Yr Gilt Index



Portfolio Allocation

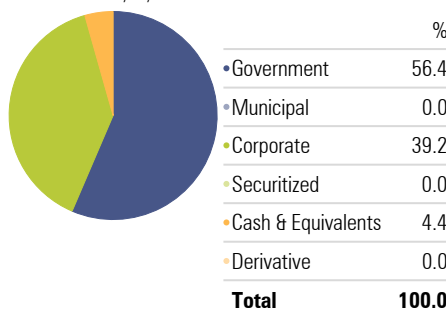
Portfolio Date: 4/30/2019



	%
08.32 KA SDL 2029MAR	10.5
08.30 GJ SDL 2029MAR	10.5
NATIONAL BANK FOR AGRICULTURE AND RURAL DEVELOPMENT	10.5
Housing And Urban Development Corporation Ltd.	9.7
6.68% Govt Stock 2031	8.2
The Great Eastern Shipping Company Limited	8.2
08.18 TN SDL 2028	7.4
National Highways Authority Of India	7.4
7.40% Govt Stock 2035	7.2
Reliance Utilities And Power Private Limited	5.2
Other	15.1
Total	100.0

Portfolio Allocation

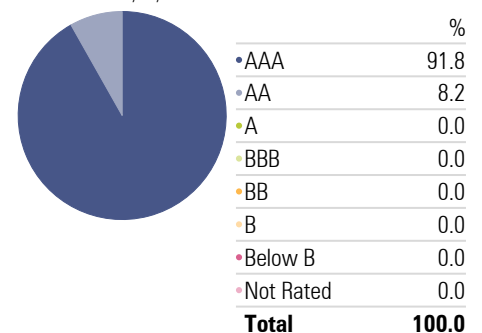
Portfolio Date: 4/30/2019



	%
Government	56.4
Municipal	0.0
Corporate	39.2
Securitized	0.0
Cash & Equivalents	4.4
Derivative	0.0
Total	100.0

Credit Quality

Portfolio Date: 4/30/2019



	%
AAA	91.8
AA	8.2
A	0.0
BBB	0.0
BB	0.0
B	0.0
Below B	0.0
Not Rated	0.0
Total	100.0