

Reliance Nivesh Lakshya Reg Gr Category

Debt - Long Duration Fund

Suggested Horizon
18 Months and above

Investment Objective

The primary investment objective of the scheme is to generate optimal returns consistent with moderate levels of risk. This income may be complemented by capital appreciation of the portfolio. Accordingly, investments shall predominantly be made in Debt & Money Market Instruments.

Manager Biography

Prashant Pimple since 7/6/2018

Kinjal Desai since 7/6/2018

Scheme Details

| | |
|---------------------------------|----------|
| Inception Date | 7/6/2018 |
| Minimum Initial | 5,000 |
| Annual Report Net Expense Ratio | |
| NAV (Mo-End) | 11.02 |
| Exit Fee | 1.00 |

Portfolio Characteristics

| | |
|-------------------|-------|
| Modified Duration | 10.51 |
| Avg Eff Maturity | 25.43 |
| Yield to Maturity | 7.67 |

Reliance Nivesh Lakshya Reg Gr - Operations

Std Dev 3 Yr (Mo-End)

Beta 3 Yr (Mo-End)

Sharpe Ratio 3 Yr (Mo-End)

Information Ratio 3 Yr (Mo-End)

Past performance is not a guarantee of future returns. The value of investments may fall as well as rise and investors may not get back the full amount invested. Any decision to invest should be based on a full reading of the offer document. In case of any discrepancy between this sheet and the offer document in force, the offer document shall prevail.

Portfolio Date: 4/30/2019

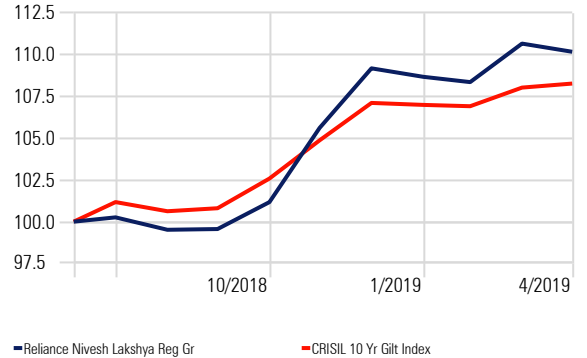
Trailing Returns

Display Benchmark 1: CRISIL 10 Yr Gilt Index Display Benchmark 2:

| | Inv | Bmk1 |
|----------|-----|-------|
| 3 Months | | 1.33 |
| 6 Months | | 5.70 |
| 1 Year | | 12.73 |
| 2 Years | | 4.58 |
| 3 Years | | 7.41 |
| 5 Years | | 6.22 |

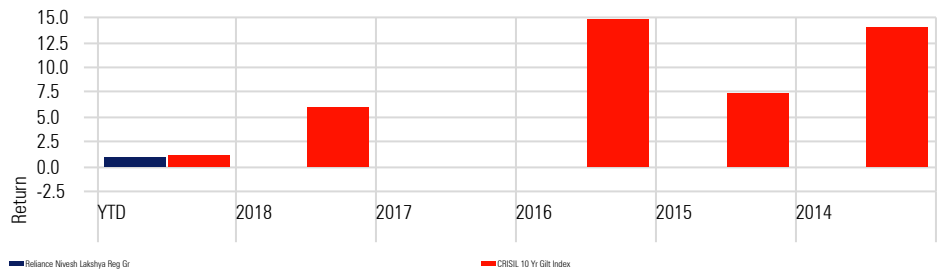
Investment Growth

Time Period: 7/7/2018 to 4/30/2019



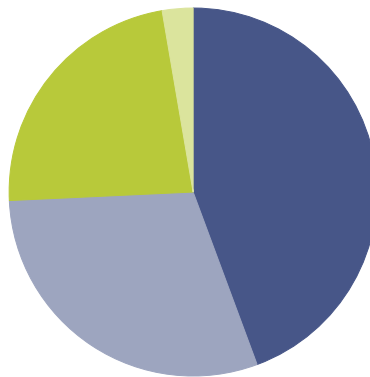
Returns

Calculation Benchmark: CRISIL 10 Yr Gilt Index



Portfolio Allocation

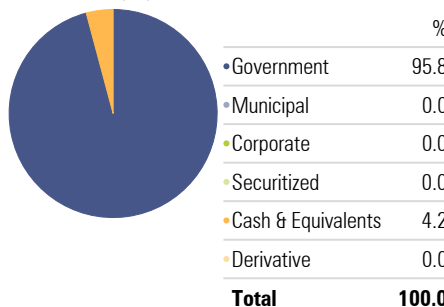
Portfolio Date: 4/30/2019



| | % |
|-----------------------|--------------|
| 8.13% Govt Stock 2045 | 44.3 |
| 7.06% Govt Stock 2046 | 29.9 |
| 8.17% Govt Stock 2044 | 23.0 |
| GOVT STOCK | 2.7 |
| Total | 100.0 |

Portfolio Allocation

Portfolio Date: 4/30/2019



Credit Quality

Portfolio Date: 4/30/2019

