

HDFC Low Duration Retl Gr

Category
Debt - Low Duration

Suggested Horizon
6 to 12 Months

Investment Objective

To generate income / capital appreciation through investment in debt securities and money market instruments. There is no assurance that the investment objective of the Scheme will be realized.

Manager Biography

Anupam Joshi since 10/27/2015

Chirag Setalvad since 7/31/2019

Scheme Details

Inception Date	11/18/1999
Minimum Initial	5,000
Annual Report Net Expense Ratio	1.02
NAV (Mo-End)	41.23
Exit Fee	0.00

Portfolio Characteristics

Modified Duration	0.79
Avg Eff Maturity	1.00
Yield to Maturity	6.07

HDFC Low Duration Retl Gr - Snapshot

Total Ret Annlzd 3 Yr (Mo-End)	6.84
Std Dev 3 Yr (Mo-End)	0.85
Alpha 3 Yr (Mo-End)	-2.20
Beta 3 Yr (Mo-End)	1.59
Sharpe Ratio 3 Yr (Mo-End)	3.87
Tracking Error 3 Yr (Mo-End)	0.75

Past performance is not a guarantee of future returns. The value of investments may fall as well as rise and investors may not get back the full amount invested. Any decision to invest should be based on a full reading of the offer document. In case of any discrepancy between this sheet and the offer document in force, the offer document shall prevail.

Portfolio Date: 11/30/2019

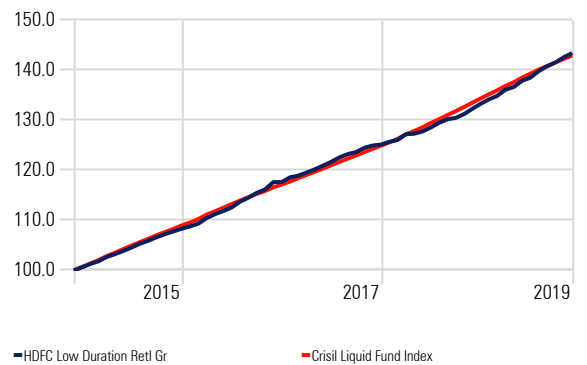
Trailing Returns

Calculation Benchmark: Crisil Liquid Fund Index

	Inv	Bmk1
6 Months	4.01	3.17
1 Years	8.41	7.05
2 Years	7.14	7.24
3 Years	6.84	7.03
5 Years	7.48	7.41

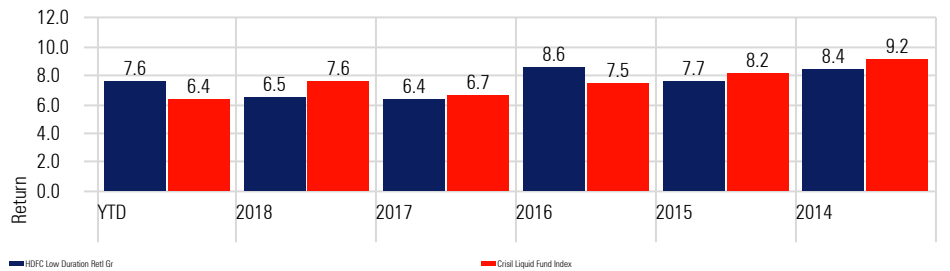
Investment Growth

Time Period: 12/1/2014 to 11/30/2019



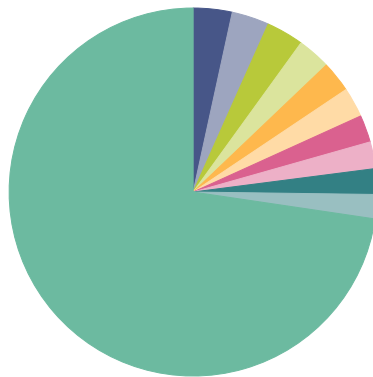
Returns

Calculation Benchmark: Crisil Liquid Fund Index



Portfolio Holdings

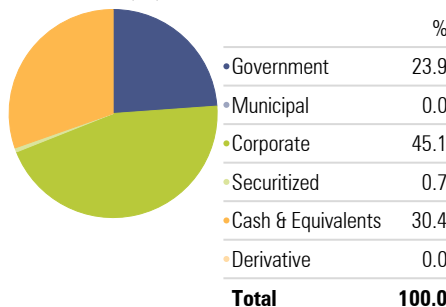
Portfolio Date: 11/30/2019



	%
7.59% Govt Stock 2026	3.4
LIC HOUSING FINANCE LIMITED	3.3
National Housing Bank	3.3
Treps - Tri-Party Repo	2.9
Export-Import Bank Of India	2.7
Rural Electrification Corporation Limited	2.6
Power Finance Corporation Ltd.	2.4
Net Current Assets	2.4
AXIS BANK LIMITED	2.3
Power Finance Corporation Ltd.	2.1
Other	72.7
Total	100.0

Portfolio Allocation

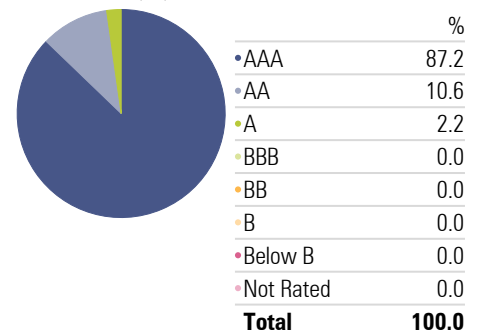
Portfolio Date: 11/30/2019



	%
Government	23.9
Municipal	0.0
Corporate	45.1
Securitized	0.7
Cash & Equivalents	30.4
Derivative	0.0
Total	100.0

Credit Quality

Portfolio Date: 11/30/2019



	%
AAA	87.2
AA	10.6
A	2.2
BBB	0.0
BB	0.0
B	0.0
Below B	0.0
Not Rated	0.0
Total	100.0