

# ICICI Pru Savings Gr

**Category**  
Debt - Low Duration

**Suggested Horizon**  
6 to 12 Months

## Investment Objective

To generate income through investments in a range of debt and money market instruments while maintaining the optimum balance of yield, safety and liquidity. However, there can be no assurance or guarantee that the investment objective of the Scheme would be achieved.

## Manager Biography

Rahul Goswami since 9/27/2012

Rohan Maru since 9/19/2013

## Scheme Details

Inception Date	9/27/2002
Minimum Initial	100
Annual Report Net Expense Ratio	0.45
NAV (Mo-End)	360.20
Exit Fee	

## Portfolio Characteristics

Modified Duration	0.75
Avg Eff Maturity	0.99
Yield to Maturity	8.09

## ICICI Pru Savings Gr - Snapshot

Total Ret Annlzd 3 Yr (Mo-End)	7.72
Std Dev 3 Yr (Mo-End)	0.81
Alpha 3 Yr (Mo-End)	-2.92
Beta 3 Yr (Mo-End)	1.97
Sharpe Ratio 3 Yr (Mo-End)	4.90
Tracking Error 3 Yr (Mo-End)	0.71

Past performance is not a guarantee of future returns. The value of investments may fall as well as rise and investors may not get back the full amount invested. Any decision to invest should be based on a full reading of the offer document. In case of any discrepancy between this sheet and the offer document in force, the offer document shall prevail.

Portfolio Date: 4/30/2019

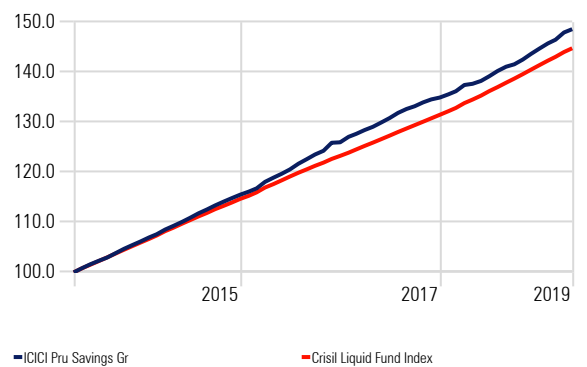
## Trailing Returns

Calculation Benchmark: Crisil Liquid Fund Index

	Inv	Bmk1
6 Months	4.26	3.71
1 Years	7.93	7.63
2 Years	7.30	7.23
3 Years	7.72	7.17
5 Years	8.25	7.68

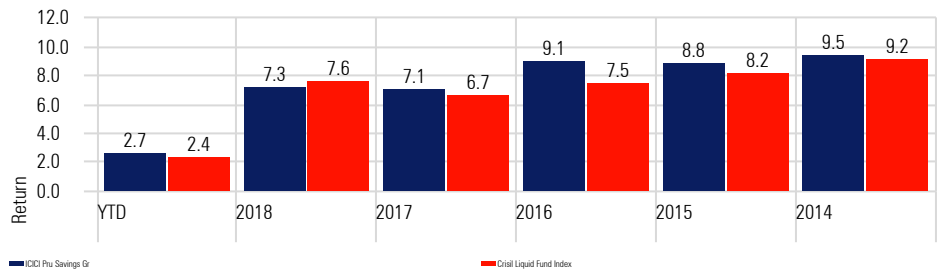
## Investment Growth

Time Period: 5/1/2014 to 4/30/2019



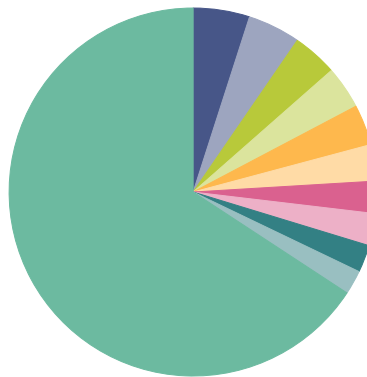
## Returns

Calculation Benchmark: Crisil Liquid Fund Index



## Portfolio Holdings

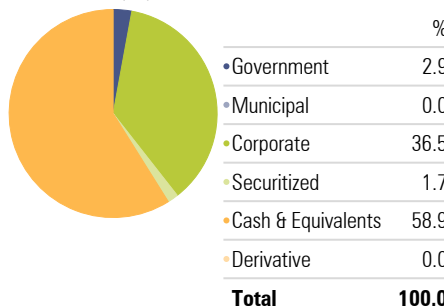
Portfolio Date: 4/30/2019



	%
HOUSING DEVELOPMENT FINANCE CORPORATION LIMITED	5.0
91 DTB 250719	4.6
Small Industries Development Bank Of India	3.9
REC LIMITED	3.8
IndusInd Bank Limited	3.6
Indiabulls Housing Finance Limited	3.2
IDFC BANK LIMITED	2.8
Rural Electrification Corporation Limited	2.8
Punjab National Bank	2.4
IndusInd Bank Limited	2.1
Other	65.8
<b>Total</b>	<b>100.0</b>

## Portfolio Allocation

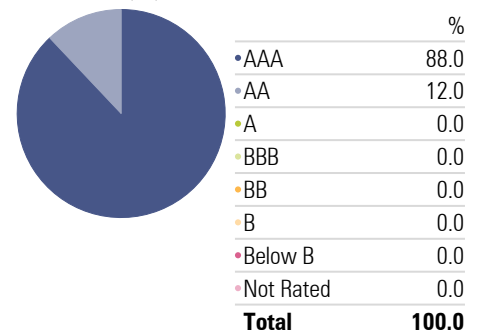
Portfolio Date: 4/30/2019



	%
Government	2.9
Municipal	0.0
Corporate	36.5
Securitized	1.7
Cash & Equivalents	58.9
Derivative	0.0
<b>Total</b>	<b>100.0</b>

## Credit Quality

Portfolio Date: 4/30/2019



	%
AAA	88.0
AA	12.0
A	0.0
BBB	0.0
BB	0.0
B	0.0
Below B	0.0
Not Rated	0.0
<b>Total</b>	<b>100.0</b>