

IDFC Low Duration Reg Gr

Category Debt - Low Duration

Suggested Horizon 6 to 12 Months

Investment Objective

The Scheme seeks to offer an investment avenue for short term savings by looking to generate returns commensurate with a low risk strategy from a portfolio that is invested in debt and money market securities such that the Macaulay duration of the portfolio is between 6 months and 12 months.

Manager Biography

Anurag Mittal since 11/9/2015

Scheme Details

Inception Date	1/17/2006
Minimum Initial	100
Annual Report Net Expense Ratio	0.41
NAV (Mo-End)	26.59
Exit Fee	

Portfolio Characteristics

Modified Duration	0.78
Avg Eff Maturity	0.83
Yield to Maturity	7.75

IDFC Low Duration Reg Gr - Snapshot

Total Ret Annlzd 3 Yr (Mo-End)	7.55
Std Dev 3 Yr (Mo-End)	0.71
Alpha 3 Yr (Mo-End)	-2.80
Beta 3 Yr (Mo-End)	1.89
Sharpe Ratio 3 Yr (Mo-End)	5.37
Tracking Error 3 Yr (Mo-End)	0.60

Past performance is not a guarantee of future returns. The value of investments may fall as well as rise and investors may not get back the full amount invested. Any decision to invest should be based on a full reading of the offer document. In case of any discrepancy between this sheet and the offer document in force, the offer document shall prevail.

Portfolio Date: 4/30/2019

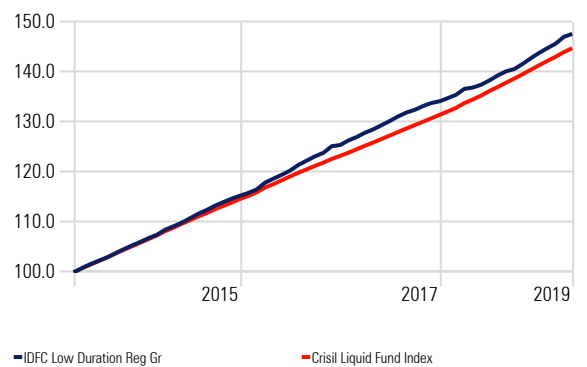
Trailing Returns

Calculation Benchmark: Crisil Liquid Fund Index

	Inv	Bmk1
6 Months	4.22	3.71
1 Years	7.84	7.63
2 Years	7.18	7.23
3 Years	7.55	7.17
5 Years	8.11	7.68

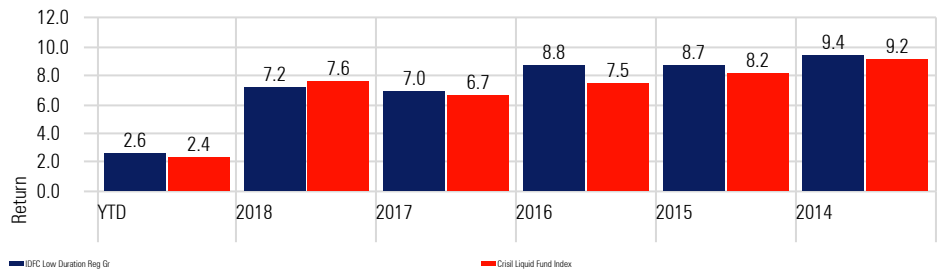
Investment Growth

Time Period: 5/1/2014 to 4/30/2019



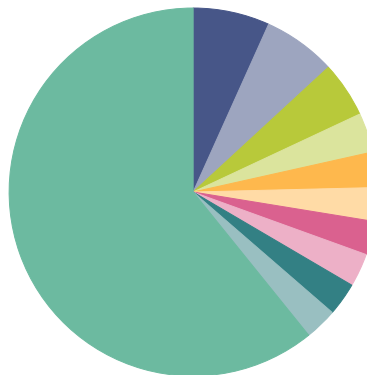
Returns

Calculation Benchmark: Crisil Liquid Fund Index



Portfolio Holdings

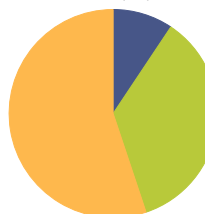
Portfolio Date: 4/30/2019



Holder	%
HOUSING DEVELOPMENT FINANCE CORPORATION LIMITED	6.7
AXIS BANK LIMITED	6.4
National Bank For Agriculture And Rural Development	4.9
National Bank For Agriculture And Rural Development	3.5
Reliance Industries Limited	3.1
Power Finance Corporation Ltd.	3.0
Small Industries Development Bank Of India	3.0
Indian Oil Corporation Limited	2.9
Power Finance Corporation Ltd.	2.9
SMALL INDUSTRIES DEVELOPMENT BANK OF INDIA	2.8
Other	60.8
Total	100.0

Portfolio Allocation

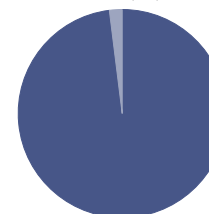
Portfolio Date: 4/30/2019



Asset Class	%
Government	9.4
Municipal	0.0
Corporate	35.5
Securitized	0.0
Cash & Equivalents	55.1
Derivative	0.0
Total	100.0

Credit Quality

Portfolio Date: 4/30/2019



Rating	%
AAA	98.0
AA	2.0
A	0.0
BBB	0.0
BB	0.0
B	0.0
Below B	0.0
Not Rated	0.0
Total	100.0