

UTI Trs Adv Reg Gr

Category Debt - Low Duration

Suggested Horizon 6 to 12 Months

Investment Objective

The investment objective is to generate reasonable income for its investors consistent with high liquidity by investing in a portfolio of debt & money market instruments. However there can be no assurance that the investment objective of the Scheme will be achieved. The Scheme does not guarantee / indicate any returns.

Manager Biography

Sudhir Agarwal since 3/1/2011

Scheme Details

Inception Date	7/12/1999
Minimum Initial	10,000
Annual Report Net Expense Ratio	0.48
NAV (Mo-End)	4,698.95
Exit Fee	

Portfolio Characteristics

Modified Duration	0.54
Avg Eff Maturity	0.55
Yield to Maturity	9.17

UTI Trs Adv Reg Gr - Snapshot

Total Ret Annlzd 3 Yr (Mo-End)	7.11
Std Dev 3 Yr (Mo-End)	0.59
Alpha 3 Yr (Mo-End)	-2.12
Beta 3 Yr (Mo-End)	1.58
Sharpe Ratio 3 Yr (Mo-End)	5.69
Tracking Error 3 Yr (Mo-End)	0.50

Past performance is not a guarantee of future returns. The value of investments may fall as well as rise and investors may not get back the full amount invested. Any decision to invest should be based on a full reading of the offer document. In case of any discrepancy between this sheet and the offer document in force, the offer document shall prevail.

Portfolio Date: 4/30/2019

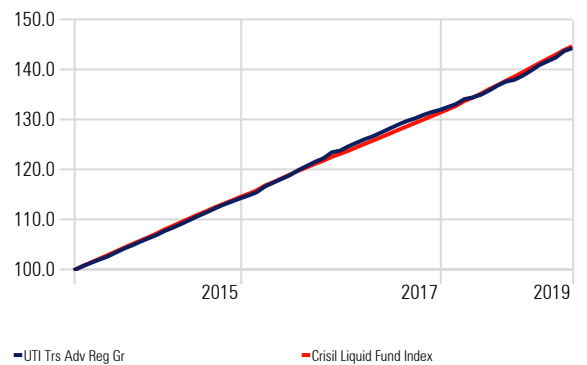
Trailing Returns

Calculation Benchmark: Crisil Liquid Fund Index

	Inv	Bmk1
6 Months	3.96	3.71
1 Years	7.34	7.63
2 Years	6.72	7.23
3 Years	7.11	7.17
5 Years	7.63	7.68

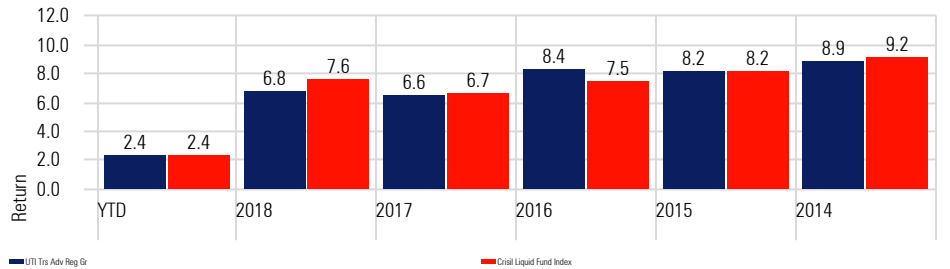
Investment Growth

Time Period: 5/1/2014 to 4/30/2019



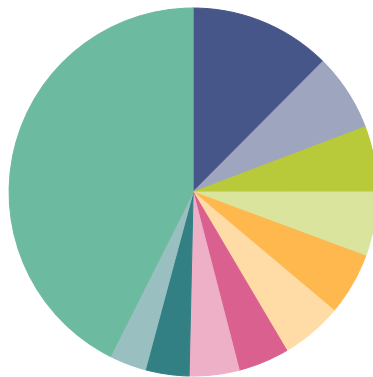
Returns

Calculation Benchmark: Crisil Liquid Fund Index



Portfolio Holdings

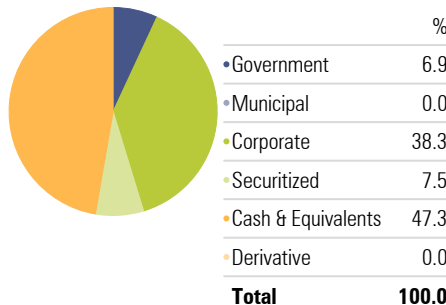
Portfolio Date: 4/30/2019



	%
UTI Liquid Cash Plan Instl Dir Gr	12.5
Dewan Housing Finance Corporation Limited	6.8
NRSS XXIX TRANSMISSION LIMITED	5.8
Indiabulls Housing Finance Limited	5.7
Net Current Assets	5.5
Axis Bank Limited	5.4
Shriram Transport Finance Company Limited	4.5
SHRIRAM TRANSPORT FINANCE COMPANY LIMITED	4.4
REC LIMITED	3.8
NATIONAL BANK FOR AGRICULTURE AND RURAL DEVELOPMENT	3.3
Other	42.6
Total	100.0

Portfolio Allocation

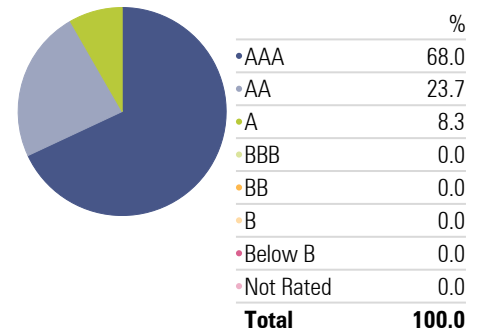
Portfolio Date: 4/30/2019



	%
Government	6.9
Municipal	0.0
Corporate	38.3
Securitized	7.5
Cash & Equivalents	47.3
Derivative	0.0
Total	100.0

Credit Quality

Portfolio Date: 4/30/2019



	%
AAA	68.0
AA	23.7
A	8.3
BBB	0.0
BB	0.0
B	0.0
Below B	0.0
Not Rated	0.0
Total	100.0