

# ICICI Pru Medium Term Bond Gr Category Debt - Medium Duration

**Suggested Horizon  
18 Months and above**

## Investment Objective

To generate income through investments in a range of debt and money market instruments while maintaining the optimum balance of yield, safety and liquidity. However, there can be no assurance or guarantee that the investment objective of the Scheme would be achieved.

## Manager Biography

Manish Banthia since 11/7/2016

Shadab Rizvi since 6/3/2017

## Scheme Details

Inception Date	9/15/2004
Minimum Initial	5,000
Annual Report Net Expense Ratio	1.60
NAV (Mo-End)	28.44
Exit Fee	1.00

## Portfolio Characteristics

Modified Duration	1.85
Avg Eff Maturity	2.53
Yield to Maturity	10.10

## ICICI Pru Medium Term Bond Gr - Operations

Std Dev 3 Yr (Mo-End)	1.96
Beta 3 Yr (Mo-End)	1.25
Sharpe Ratio 3 Yr (Mo-End)	1.83
Information Ratio 3 Yr (Mo-End)	-0.50

Past performance is not a guarantee of future returns. The value of investments may fall as well as rise and investors may not get back the full amount invested. Any decision to invest should be based on a full reading of the offer document. In case of any discrepancy between this sheet and the offer document in force, the offer document shall prevail.

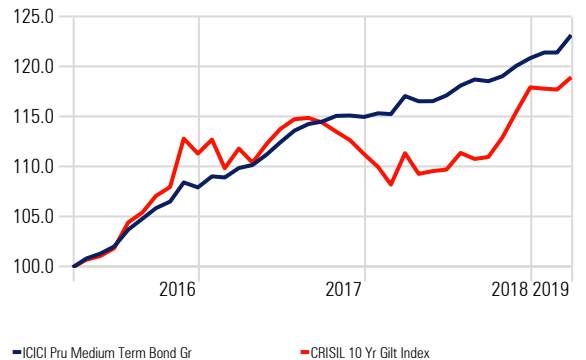
## Trailing Returns

Display Benchmark 1: CRISIL 10 Yr Gilt Index Display Benchmark 2:

	Inv	Bmk1
3 Months	1.78	1.33
6 Months	4.50	5.70
1 Year	10.92	12.73
2 Years	8.37	4.58
3 Years	9.49	7.41
5 Years	8.54	6.22

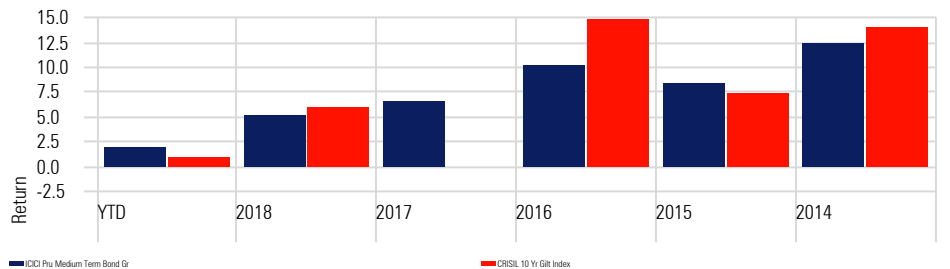
## Investment Growth

Time Period: 4/1/2016 to 3/31/2019



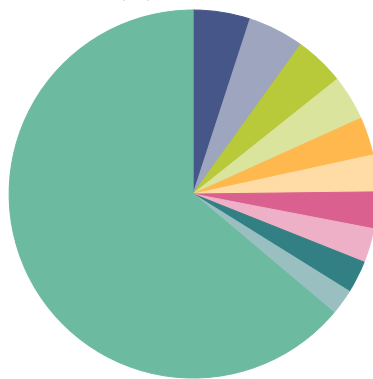
## Returns

Calculation Benchmark: CRISIL 10 Yr Gilt Index



## Portfolio Holdings

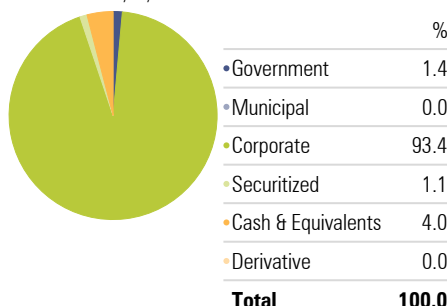
Portfolio Date: 3/31/2019



	%
Wespun Renewables Energy Private Limited	5.0
Coastal Gujarat Power Limited	4.9
Bioscope Cinemas Private Limited	4.4
Bangalore Airport Hotel Ltd.	4.0
Housing And Urban Development Corporation Ltd.	3.3
ICICI Bank Limited	3.2
HDFC Bank Limited	3.2
Godrej Properties Ltd.	3.0
GMR Aero Technic Ltd.	2.8
TGS Investment And Trade Private Limited	2.3
Other	63.9
<b>Total</b>	<b>100.0</b>

## Portfolio Allocation

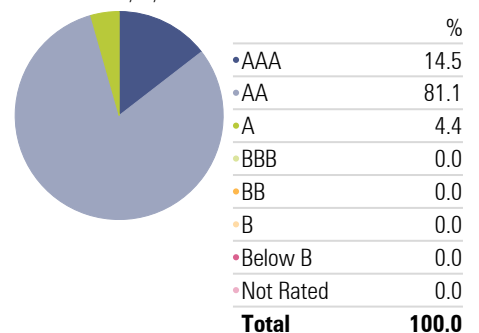
Portfolio Date: 3/31/2019



	%
Government	1.4
Municipal	0.0
Corporate	93.4
Securitized	1.1
Cash & Equivalents	4.0
Derivative	0.0
<b>Total</b>	<b>100.0</b>

## Credit Quality

Portfolio Date: 2/28/2019



	%
AAA	14.5
AA	81.1
A	4.4
BBB	0.0
BB	0.0
B	0.0
Below B	0.0
Not Rated	0.0
<b>Total</b>	<b>100.0</b>