

# UTI M/T Reg Gr

## Category Debt - Medium Duration

## Suggested Horizon 18 Months and above

### Investment Objective

The investment objective of the scheme is to generate reasonable income by investing in debt & money market securities such that the Macaulay duration of the portfolio is between 3 to 4 years. However there can be no assurance that the investment objective of the Scheme will be achieved. The Scheme does not guarantee / indicate any returns.

### Manager Biography

Amandeep S. Chopra since 3/31/2015  
Ritesh Nambiar since 7/1/2015

### Scheme Details

Inception Date	3/31/2015
Minimum Initial	5,000
Annual Report Net Expense Ratio	1.42
NAV (Mo-End)	13.52
Exit Fee	1.00

### Portfolio Characteristics

Modified Duration	1.81
Avg Eff Maturity	2.29
Yield to Maturity	10.27

### UTI M/T Reg Gr - Operations

Std Dev 3 Yr (Mo-End)	1.75
Beta 3 Yr (Mo-End)	1.10
Sharpe Ratio 3 Yr (Mo-End)	2.30
Information Ratio 3 Yr (Mo-End)	0.07

Past performance is not a guarantee of future returns. The value of investments may fall as well as rise and investors may not get back the full amount invested. Any decision to invest should be based on a full reading of the offer document. In case of any discrepancy between this sheet and the offer document in force, the offer document shall prevail.

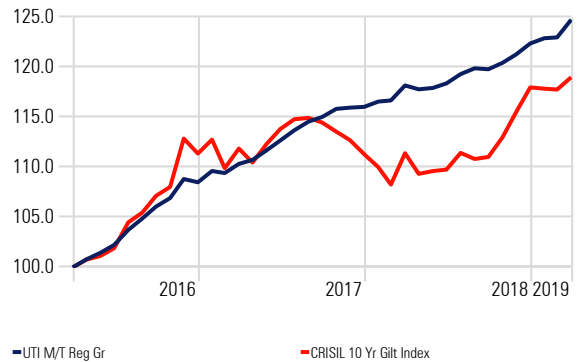
### Trailing Returns

Display Benchmark 1: CRISIL 10 Yr Gilt Index Display Benchmark 2:

	Inv	Bmk1
3 Months		1.33
6 Months		5.70
1 Year		12.73
2 Years		4.58
3 Years		7.41
5 Years		6.22

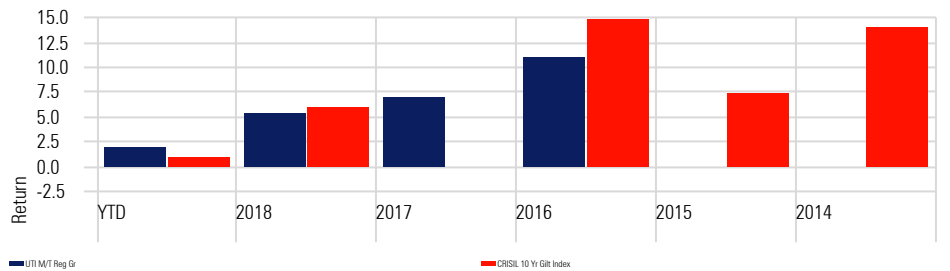
### Investment Growth

Time Period: 4/1/2016 to 3/31/2019



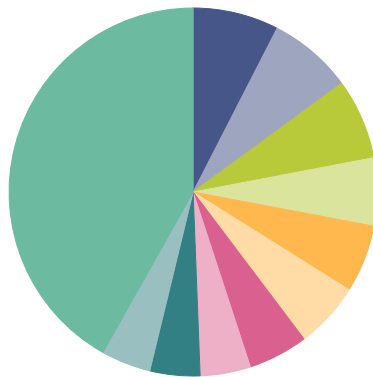
### Returns

Calculation Benchmark: CRISIL 10 Yr Gilt Index



### Portfolio Holdings

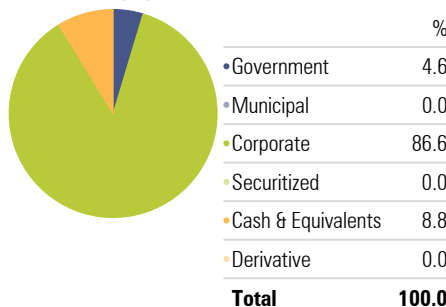
Portfolio Date: 3/31/2019



	%
NATIONAL HIGHWAYS AUTHORITY OF INDIA	7.5
Coastal Gujarat Power Limited	7.4
Housing And Urban Development Corporation Ltd.	7.1
Green Infra Wind Energy Limited	6.0
Zydus Wellness Ltd.	5.9
Bharat Aluminium Company Limited	5.8
Nirma Limited	5.2
Indiabulls Housing Finance Limited	4.4
Avanse Financial Services Limited	4.4
U.P. Power Corporation Limited	4.4
Other	41.8
<b>Total</b>	<b>100.0</b>

### Portfolio Allocation

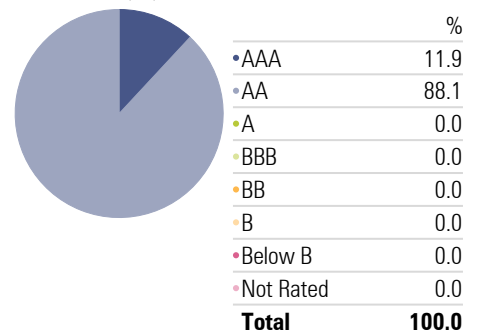
Portfolio Date: 3/31/2019



	%
Government	4.6
Municipal	0.0
Corporate	86.6
Securitized	0.0
Cash & Equivalents	8.8
Derivative	0.0
<b>Total</b>	<b>100.0</b>

### Credit Quality

Portfolio Date: 2/28/2019



	%
AAA	11.9
AA	88.1
A	0.0
BBB	0.0
BB	0.0
B	0.0
Below B	0.0
Not Rated	0.0
<b>Total</b>	<b>100.0</b>