

# SBI Magnum Income Reg Gr

**Category**  
Debt - Medium to Long Duration

**Suggested Horizon**  
18 Months and above

## Investment Objective

To provide investors an opportunity to generate regular income through investments in debt and money market instruments such that the Macaulay duration of the portfolio is between 4 years and 7 years. However, there is no guarantee or assurance that the investment objective of the scheme will be achieved. The scheme doesn't assure or guarantee any returns.

## Manager Biography

Dinesh Ahuja since 1/31/2011

## Scheme Details

Inception Date	11/25/1998
Minimum Initial	5,000
Annual Report Net Expense Ratio	1.65
NAV (Mo-End)	44.81
Exit Fee	1.00

## Portfolio Characteristics

Modified Duration	4.38
Avg Eff Maturity	6.50
Yield to Maturity	9.03

## SBI Magnum Income Reg Gr - Operations

Std Dev 3 Yr (Mo-End)	3.06
Beta 3 Yr (Mo-End)	0.80
Sharpe Ratio 3 Yr (Mo-End)	1.25
Information Ratio 3 Yr (Mo-End)	0.17

Past performance is not a guarantee of future returns. The value of investments may fall as well as rise and investors may not get back the full amount invested. Any decision to invest should be based on a full reading of the offer document. In case of any discrepancy between this sheet and the offer document in force, the offer document shall prevail.

Portfolio Date: 4/30/2019

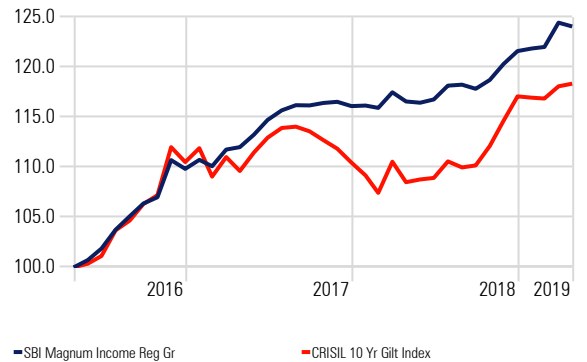
## Trailing Returns

Display Benchmark 1: CRISIL 10 Yr Gilt Index Display Benchmark 2:

	Inv	Bmk1
3 Months	0.23	1.33
6 Months	4.71	5.70
1 Year	11.17	12.73
2 Years	5.35	4.58
3 Years	8.80	7.41
5 Years	8.41	6.22

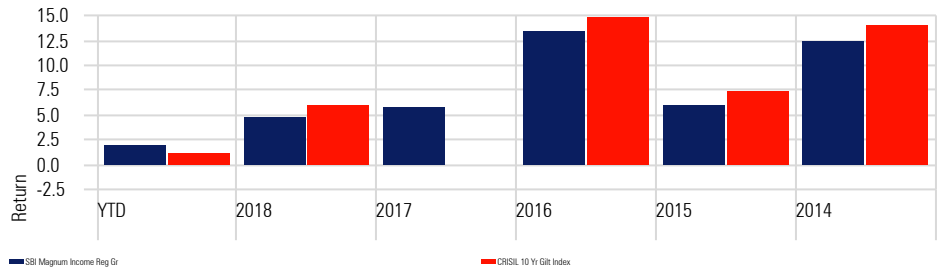
## Investment Growth

Time Period: 5/1/2016 to 4/30/2019



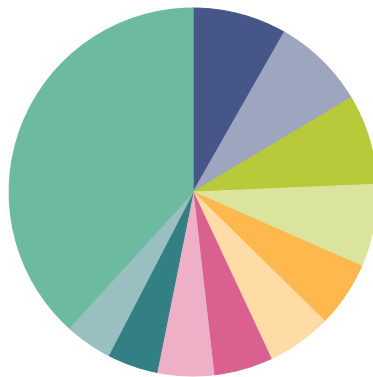
## Returns

Calculation Benchmark: CRISIL 10 Yr Gilt Index



## Portfolio Holdings

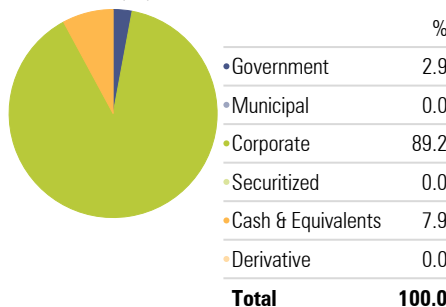
Portfolio Date: 4/30/2019



	%
Housing And Urban Development Corporation Ltd.	8.2
National Highways Authority Of India	8.2
L&T Metro Rail (Hyderabad) Limited	7.9
ICICI Bank Limited	7.3
REC LIMITED	5.8
Shriram Transport Finance Company Limited	5.7
Ahmedabad-Maliya Tollway Limited	5.2
STATE BANK OF INDIA	5.0
Treps	4.4
NATIONAL BANK FOR AGRICULTURE AND RURAL DEVELOPMENT	4.2
Other	38.2
<b>Total</b>	<b>100.0</b>

## Portfolio Allocation

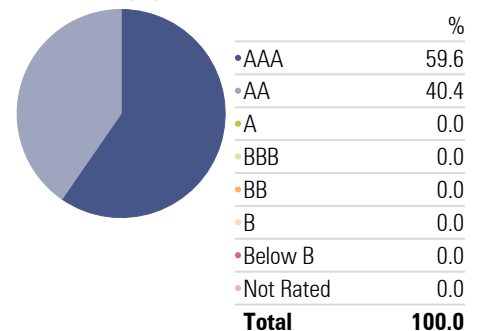
Portfolio Date: 4/30/2019



	%
Government	2.9
Municipal	0.0
Corporate	89.2
Securitized	0.0
Cash & Equivalents	7.9
Derivative	0.0
<b>Total</b>	<b>100.0</b>

## Credit Quality

Portfolio Date: 4/30/2019



	%
AAA	59.6
AA	40.4
A	0.0
BBB	0.0
BB	0.0
B	0.0
Below B	0.0
Not Rated	0.0
<b>Total</b>	<b>100.0</b>