

Axis Money Market Reg Gr

Category Debt - Money Market

Suggested Horizon Up To 1 Year

Investment Objective

To generate regular income through investment in a portfolio comprising of money market instruments. However, there can be no assurance that the investment objective of the Scheme will be achieved.

Manager Biography

Devang Shah since 8/6/2019

Aditya Pagaria since 8/6/2019

Scheme Details

Inception Date	8/6/2019
Minimum Initial	5,000
Annual Report Net Expense Ratio	
NAV (Mo-End)	1,025.67
Exit Fee	

Portfolio Characteristics

Modified Duration	0.42
Avg Eff Maturity	0.45
Yield to Maturity	5.76

Axis Money Market Reg Gr - Snapshot

Total Ret Annlzd 3 Yr (Mo-End)	
Std Dev 3 Yr (Mo-End)	
Alpha 3 Yr (Mo-End)	
Beta 3 Yr (Mo-End)	
Sharpe Ratio 3 Yr (Mo-End)	
Tracking Error 3 Yr (Mo-End)	

Past performance is not a guarantee of future returns. The value of investments may fall as well as rise and investors may not get back the full amount invested. Any decision to invest should be based on a full reading of the offer document. In case of any discrepancy between this sheet and the offer document in force, the offer document shall prevail.

Portfolio Date: 11/30/2019

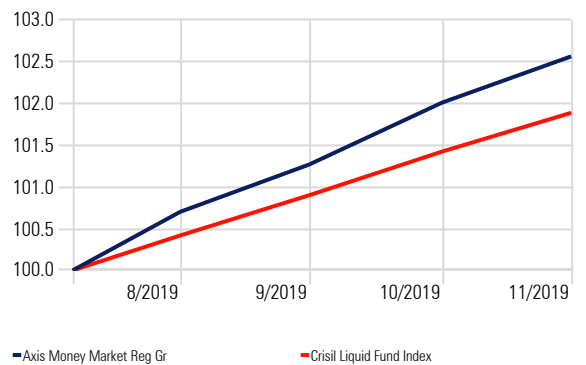
Trailing Returns

Calculation Benchmark: Crisil Liquid Fund Index

	Inv	Bmk1
6 Months	3.17	
1 Years	7.05	
2 Years	7.24	
3 Years	7.03	
5 Years	7.41	

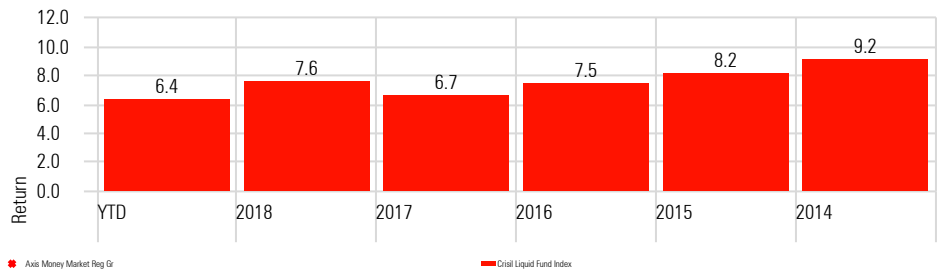
Investment Growth

Time Period: 8/7/2019 to 11/30/2019



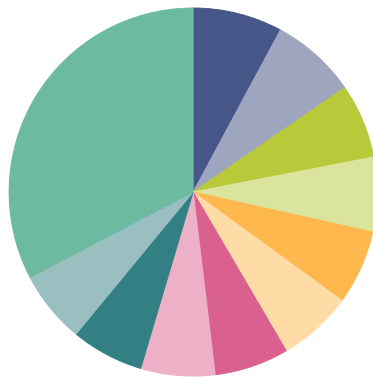
Returns

Calculation Benchmark: Crisil Liquid Fund Index



Portfolio Holdings

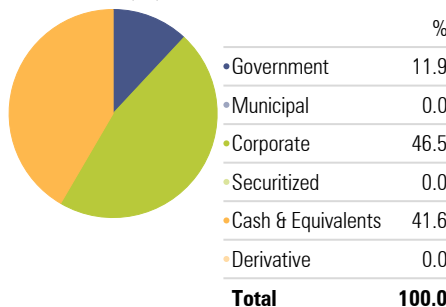
Portfolio Date: 11/30/2019



	%
LARSEN AND TOUBRO LIMITED	7.9
8.39% RJ SDL Spl 2020	7.5
REC LIMITED	6.5
Power Finance Corporation Ltd.	6.5
BARCLAYS INVESTMENTS & LOANS (INDIA) PRIVATE LIMITED	6.5
RELIANCE RETAIL LIMITED	6.5
Export-Import Bank Of India	6.5
SMALL INDUSTRIES DEVELOPMENT BANK OF INDIA	6.5
Kotak Mahindra Investments Limited	6.4
HOUSING DEVELOPMENT FINANCE CORPORATION LIMITED	6.4
Other	32.7
Total	100.0

Portfolio Allocation

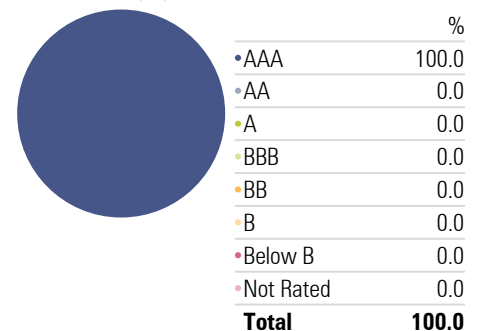
Portfolio Date: 11/30/2019



	%
Government	11.9
Municipal	0.0
Corporate	46.5
Securitized	0.0
Cash & Equivalents	41.6
Derivative	0.0
Total	100.0

Credit Quality

Portfolio Date: 11/30/2019



	%
AAA	100.0
AA	0.0
A	0.0
BBB	0.0
BB	0.0
B	0.0
Below B	0.0
Not Rated	0.0
Total	100.0