

# IDFC Money Manager Reg Gr

**Category**  
Debt - Money Market

**Suggested Horizon**  
Up To 1 Year

## Investment Objective

To generate stable returns with a low risk strategy by creating a portfolio that is substantially invested in money market instruments.

## Manager Biography

Anurag Mittal since 11/9/2015

Harshal Joshi since 5/15/2017

## Scheme Details

Inception Date	2/18/2003
Minimum Initial	100
Annual Report Net Expense Ratio	1.15
NAV (Mo-End)	28.91
Exit Fee	

## Portfolio Characteristics

Modified Duration	0.55
Avg Eff Maturity	0.56
Yield to Maturity	7.55

## IDFC Money Manager Reg Gr - Snapshot

Total Ret Annlzd 3 Yr (Mo-End)	6.64
Std Dev 3 Yr (Mo-End)	0.68
Alpha 3 Yr (Mo-End)	-2.87
Beta 3 Yr (Mo-End)	1.67
Sharpe Ratio 3 Yr (Mo-End)	4.36
Tracking Error 3 Yr (Mo-End)	0.59

Past performance is not a guarantee of future returns. The value of investments may fall as well as rise and investors may not get back the full amount invested. Any decision to invest should be based on a full reading of the offer document. In case of any discrepancy between this sheet and the offer document in force, the offer document shall prevail.

Portfolio Date: 4/30/2019

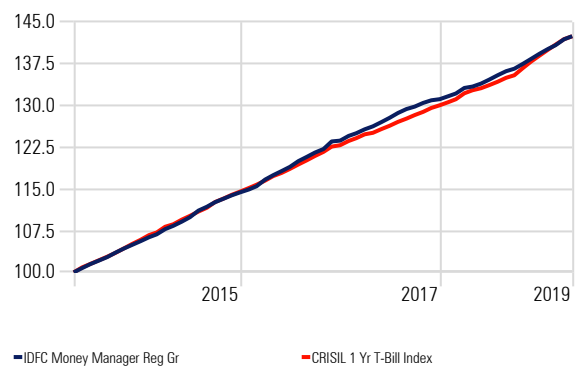
## Trailing Returns

Calculation Benchmark: CRISIL 1 Yr T-Bill Index

	Inv	Bmk1
6 Months	3.63	4.19
1 Years	6.79	7.31
2 Years	6.23	6.71
3 Years	6.64	6.69
5 Years	7.34	7.34

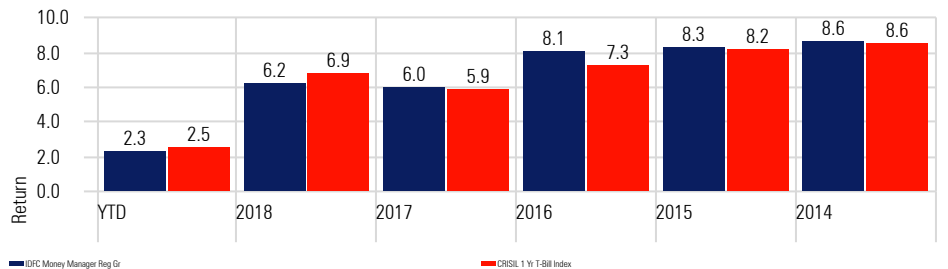
## Investment Growth

Time Period: 5/1/2014 to 4/30/2019



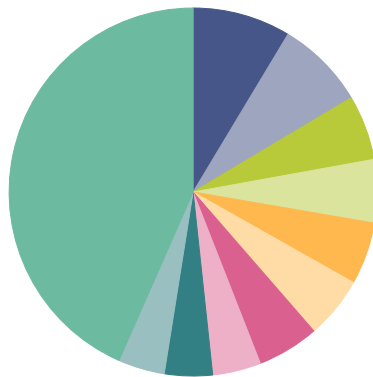
## Returns

Calculation Benchmark: CRISIL 1 Yr T-Bill Index



## Portfolio Holdings

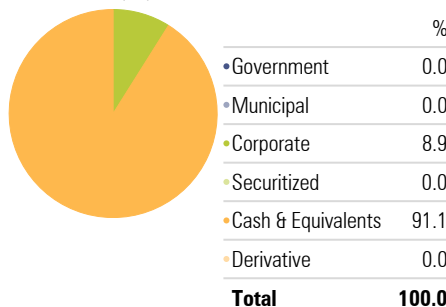
Portfolio Date: 4/30/2019



	%
National Housing Bank	8.6
ICICI BANK LIMITED	7.8
Power Finance Corporation Ltd.	5.7
SMALL INDUSTRIES DEVELOPMENT BANK OF INDIA	5.6
NATIONAL BANK FOR AGRICULTURE AND RURAL DEVELOPMENT	5.5
Power Finance Corporation Ltd.	5.4
National Bank For Agriculture And Rural Development	5.4
HDB FINANCIAL SERVICES LIMITED	4.3
KOTAK MAHINDRA PRIME LIMITED	4.2
HOUSING DEVELOPMENT FINANCE CORPORATION LIMITED	4.1
Other	43.4
<b>Total</b>	<b>100.0</b>

## Portfolio Allocation

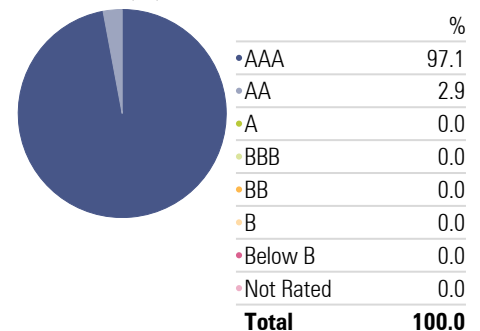
Portfolio Date: 4/30/2019



	%
Government	0.0
Municipal	0.0
Corporate	8.9
Securitized	0.0
Cash & Equivalents	91.1
Derivative	0.0
<b>Total</b>	<b>100.0</b>

## Credit Quality

Portfolio Date: 4/30/2019



	%
AAA	97.1
AA	2.9
A	0.0
BBB	0.0
BB	0.0
B	0.0
Below B	0.0
Not Rated	0.0
<b>Total</b>	<b>100.0</b>