

SBI Saving Reg Gr

Category Debt - Money Market

Suggested Horizon Up To 1 Year

Investment Objective

To provide the investors an opportunity to invest in money market instruments.

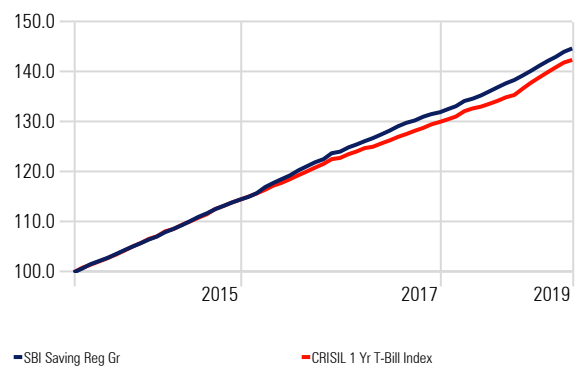
Trailing Returns

Calculation Benchmark: CRISIL 1 Yr T-Bill Index

	Inv	Bmk1
6 Months	3.88	4.19
1 Years	7.46	7.31
2 Years	6.83	6.71
3 Years	7.09	6.69
5 Years	7.68	7.34

Investment Growth

Time Period: 5/1/2014 to 4/30/2019



Manager Biography

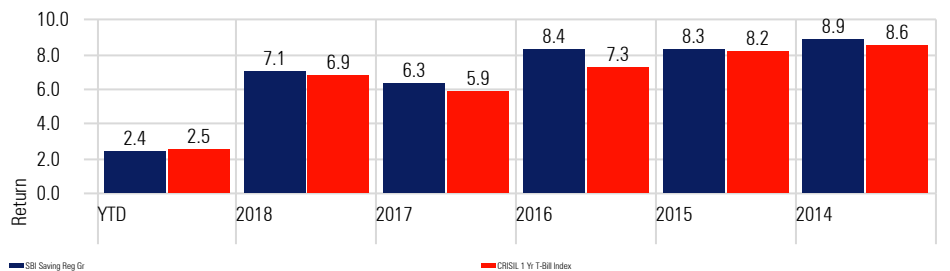
R. Arun since 2/1/2011

Scheme Details

Inception Date	7/19/2004
Minimum Initial	500
Annual Report Net Expense Ratio	1.32
NAV (Mo-End)	29.07
Exit Fee	0.10

Returns

Calculation Benchmark: CRISIL 1 Yr T-Bill Index

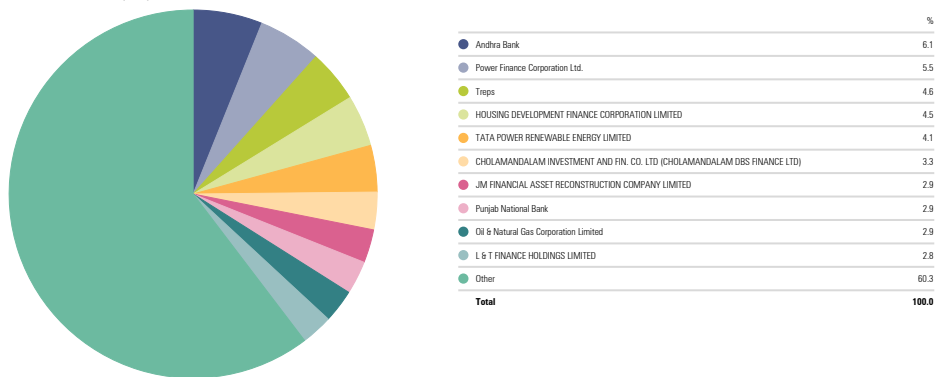


Portfolio Characteristics

Modified Duration	0.39
Avg Eff Maturity	0.40
Yield to Maturity	7.47

Portfolio Holdings

Portfolio Date: 4/30/2019

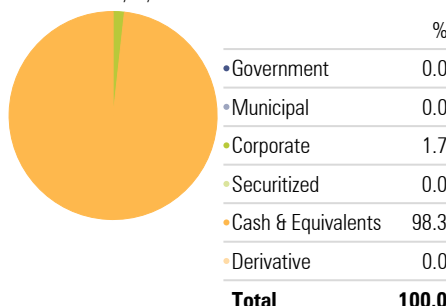


SBI Saving Reg Gr - Snapshot

Total Ret Annlzd 3 Yr (Mo-End)	7.09
Std Dev 3 Yr (Mo-End)	0.53
Alpha 3 Yr (Mo-End)	-2.03
Beta 3 Yr (Mo-End)	1.55
Sharpe Ratio 3 Yr (Mo-End)	6.25
Tracking Error 3 Yr (Mo-End)	0.43

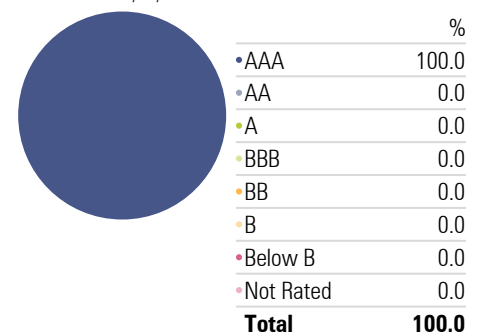
Portfolio Allocation

Portfolio Date: 4/30/2019



Credit Quality

Portfolio Date: 4/30/2019



Past performance is not a guarantee of future returns. The value of investments may fall as well as rise and investors may not get back the full amount invested. Any decision to invest should be based on a full reading of the offer document. In case of any discrepancy between this sheet and the offer document in force, the offer document shall prevail.

Portfolio Date: 4/30/2019