

IDFC Overnight Reg Gr

Category Debt - Overnight Fund

Suggested Horizon Upto 3 Months

Investment Objective

The Fund seeks to offer an investment avenue for short term savings by looking to generate returns in line with the overnight rates

Manager Biography

Brijesh Shah since 2/1/2019

Scheme Details

Inception Date	1/19/2019
Minimum Initial	5,000
Annual Report Net Expense Ratio	0.20
NAV (Mo-End)	1,048.94
Exit Fee	0.01

Portfolio Characteristics

Modified Duration	
Avg Eff Maturity	
Yield to Maturity	

IDFC Overnight Reg Gr - Snapshot

Total Ret Annlzd 3 Yr (Mo-End)	
Std Dev 3 Yr (Mo-End)	
Alpha 3 Yr (Mo-End)	
Beta 3 Yr (Mo-End)	
Sharpe Ratio 3 Yr (Mo-End)	
Tracking Error 3 Yr (Mo-End)	

Past performance is not a guarantee of future returns. The value of investments may fall as well as rise and investors may not get back the full amount invested. Any decision to invest should be based on a full reading of the offer document. In case of any discrepancy between this sheet and the offer document in force, the offer document shall prevail.

Portfolio Date: 11/30/2019

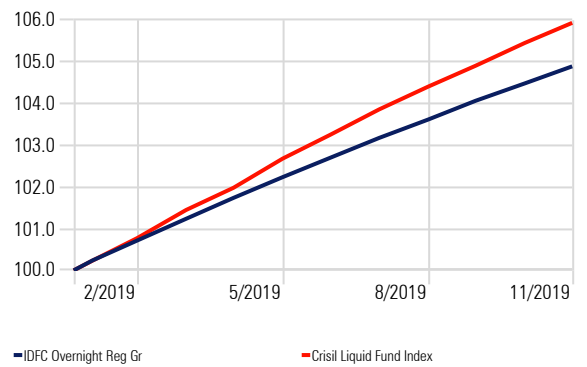
Trailing Returns

Calculation Benchmark: Crisil Liquid Fund Index

	Inv	Bmk1
6 Months	2.60	3.17
1 Years		7.05
2 Years		7.24
3 Years		7.03
5 Years		7.41

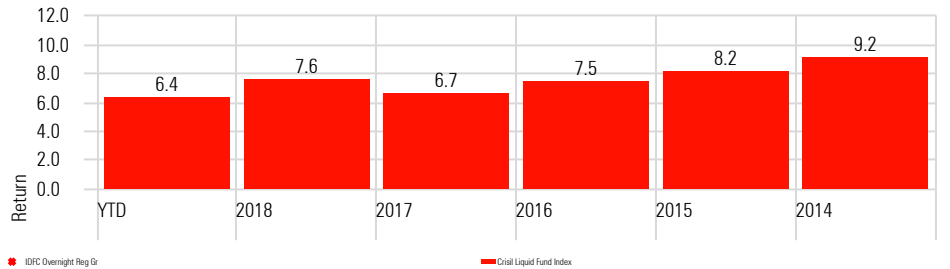
Investment Growth

Time Period: 1/20/2019 to 11/30/2019



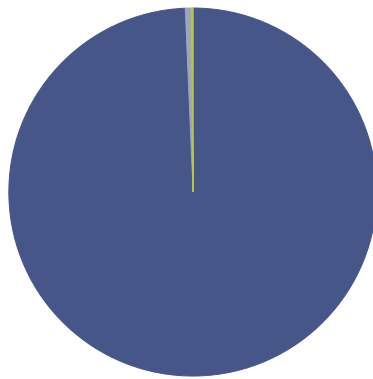
Returns

Calculation Benchmark: Crisil Liquid Fund Index



Portfolio Holdings

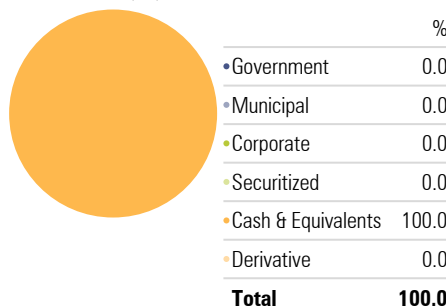
Portfolio Date: 11/30/2019



	%
• Triparty Repo	99.3
• Net Current Assets	0.5
• Cash Margin - Ccil	0.2
Total	100.0

Portfolio Allocation

Portfolio Date: 11/30/2019



Credit Quality

Portfolio Date: 12/16/2019

	%
• AAA	-
• AA	-
• A	-
• BBB	-
• BB	-
• B	-
• Below B	-
• Not Rated	-
Total	-