

L&T Cash Gr

Category Debt - Overnight Fund

Suggested Horizon Upto 3 Months

Investment Objective

The investment objective of the Scheme is to generate regular returns in line with the overnight rates.

Manager Biography

Jalpan Shah since 5/30/2016

Shriram Ramanathan since 4/3/2017

Scheme Details

Inception Date	11/27/2006
Minimum Initial	10,000
Annual Report Net Expense Ratio	0.90
NAV (Mo-End)	1,428.03
Exit Fee	

Portfolio Characteristics

Modified Duration	0.08
Avg Eff Maturity	0.08
Yield to Maturity	6.83

L&T Cash Gr - Snapshot

Total Ret Annlzd 3 Yr (Mo-End)	5.62
Std Dev 3 Yr (Mo-End)	0.14
Alpha 3 Yr (Mo-End)	0.46
Beta 3 Yr (Mo-End)	0.45
Sharpe Ratio 3 Yr (Mo-End)	11.27
Tracking Error 3 Yr (Mo-End)	0.20

Past performance is not a guarantee of future returns. The value of investments may fall as well as rise and investors may not get back the full amount invested. Any decision to invest should be based on a full reading of the offer document. In case of any discrepancy between this sheet and the offer document in force, the offer document shall prevail.

Portfolio Date: 4/30/2019

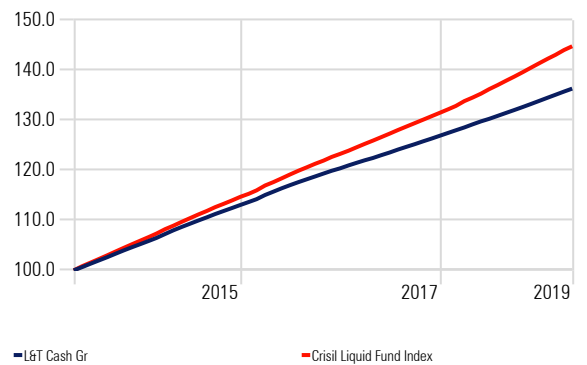
Trailing Returns

Calculation Benchmark: Crisil Liquid Fund Index

	Inv	Bmk1
6 Months	2.77	3.71
1 Years	5.53	7.63
2 Years	5.51	7.23
3 Years	5.62	7.17
5 Years	6.39	7.68

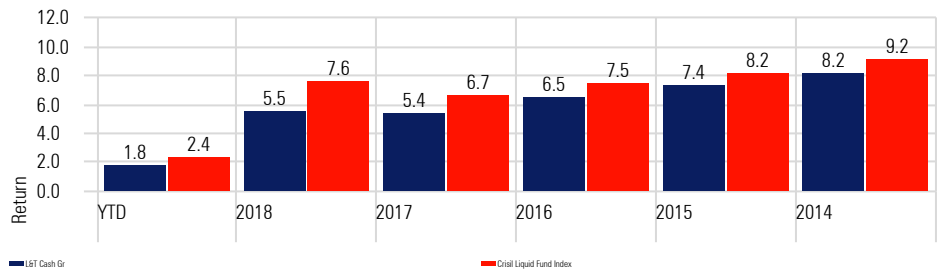
Investment Growth

Time Period: 5/1/2014 to 4/30/2019



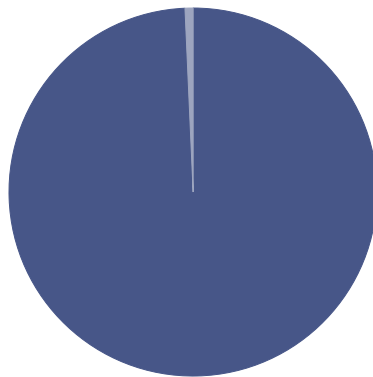
Returns

Calculation Benchmark: Crisil Liquid Fund Index



Portfolio Holdings

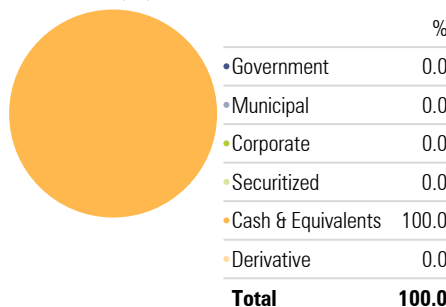
Portfolio Date: 4/30/2019



	%
Tri Party Repo Dealing System (Treps)/Reverse Repo	99.3
Net Receivable/Payable	0.7
Total	100.0

Portfolio Allocation

Portfolio Date: 4/30/2019



Credit Quality

Portfolio Date: 4/30/2018

