

HDFC S/T Debt Gr

Category Debt - Short Duration Fund

Suggested Horizon 18 Months and above

Investment Objective

To generate income / capital appreciation through investments in Debt and Money Market Instruments. There is no assurance that the investment objective of the Scheme will be realized.

Manager Biography

Anil Bamboli since 6/25/2010

Chirag Dagli since 7/31/2019

Scheme Details

Inception Date	6/25/2010
Minimum Initial	5,000
Annual Report Net Expense Ratio	0.40
NAV (Mo-End)	22.06
Exit Fee	0.00

Portfolio Characteristics

Modified Duration	2.32
Avg Eff Maturity	3.04
Yield to Maturity	6.99

HDFC S/T Debt Gr - Operations

Std Dev 3 Yr (Mo-End)	1.23
Beta 3 Yr (Mo-End)	0.79
Sharpe Ratio 3 Yr (Mo-End)	3.30
Information Ratio 3 Yr (Mo-End)	0.78

Past performance is not a guarantee of future returns. The value of investments may fall as well as rise and investors may not get back the full amount invested. Any decision to invest should be based on a full reading of the offer document. In case of any discrepancy between this sheet and the offer document in force, the offer document shall prevail.

Portfolio Date: 11/30/2019

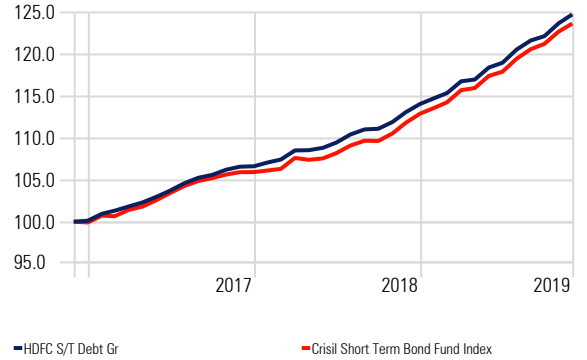
Trailing Returns

Display Benchmark 1: Crisil Short Term Bond Fund Index Display Benchmark 2:

	Inv	Bmk1
3 Months	2.11	2.19
6 Months	4.36	4.52
1 Year	9.66	9.82
2 Years	9.13	9.19
3 Years	9.43	9.34
5 Years		8.39

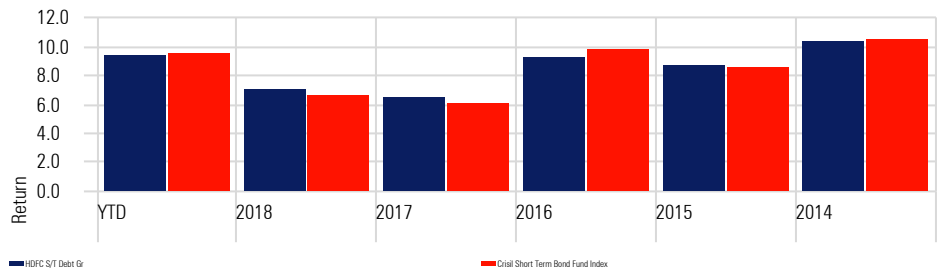
Investment Growth

Time Period: 12/1/2016 to 11/30/2019



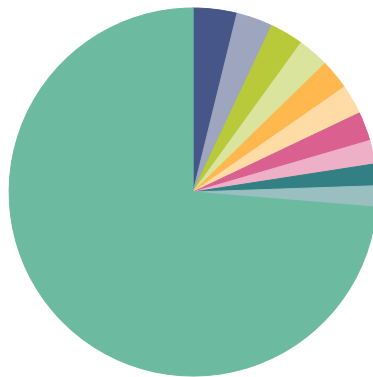
Returns

Calculation Benchmark: Crisil Short Term Bond Fund Index



Portfolio Holdings

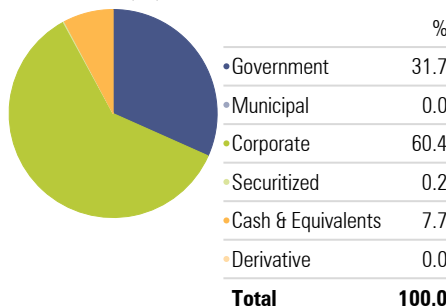
Portfolio Date: 11/30/2019



	%
Trepo - Tri-Party Repo	3.8
Net Current Assets	3.2
State Bank Of India	2.9
Tata Sons Limited	2.7
Housing Development Finance Corporation Limited	2.6
State Bank Of India	2.6
Power Finance Corporation Ltd.	2.5
Tata Capital Financial Services Limited	2.1
Mahanagar Telephone Nigam Limited	1.9
Larsen And Toubro Limited	1.9
Other	73.7
Total	100.0

Portfolio Allocation

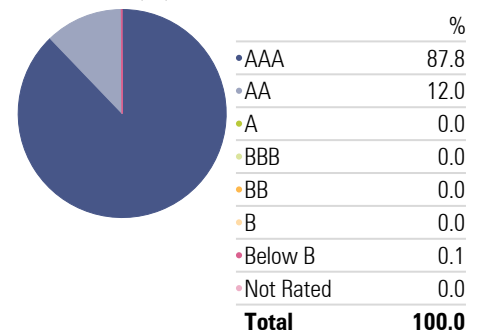
Portfolio Date: 11/30/2019



	%
Government	31.7
Municipal	0.0
Corporate	60.4
Securitized	0.2
Cash & Equivalents	7.7
Derivative	0.0
Total	100.0

Credit Quality

Portfolio Date: 11/30/2019



	%
AAA	87.8
AA	12.0
A	0.0
BBB	0.0
BB	0.0
B	0.0
Below B	0.1
Not Rated	0.0
Total	100.0