

L&T Short Term Bond Gr

Category Debt - Short Duration Fund

Suggested Horizon 18 Months and above

Investment Objective

To generate regular returns and capital appreciation by investing in debt, government and money market securities.

Manager Biography

Shriram Ramanathan since 5/30/2016

Jalpan Shah since 5/30/2016

Scheme Details

Inception Date	12/27/2011
Minimum Initial	10,000
Annual Report Net Expense Ratio	0.78
NAV (Mo-End)	18.99
Exit Fee	0.00

Portfolio Characteristics

Modified Duration	1.87
Avg Eff Maturity	2.18
Yield to Maturity	6.35

L&T Short Term Bond Gr - Operations

Std Dev 3 Yr (Mo-End)	1.47
Beta 3 Yr (Mo-End)	0.97
Sharpe Ratio 3 Yr (Mo-End)	2.37
Information Ratio 3 Yr (Mo-End)	-0.63

Past performance is not a guarantee of future returns. The value of investments may fall as well as rise and investors may not get back the full amount invested. Any decision to invest should be based on a full reading of the offer document. In case of any discrepancy between this sheet and the offer document in force, the offer document shall prevail.

Portfolio Date: 11/30/2019

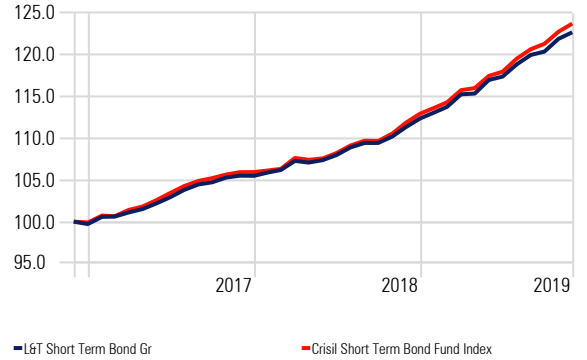
Trailing Returns

Display Benchmark 1: Crisil Short Term Bond Fund Index Display Benchmark 2:

	Inv	Bmk1
3 Months	1.88	2.19
6 Months	4.00	4.52
1 Year	9.42	9.82
2 Years	8.64	9.19
3 Years	9.28	9.34
5 Years		8.39

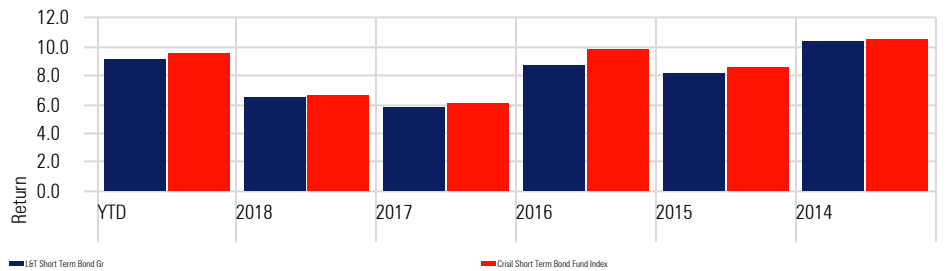
Investment Growth

Time Period: 12/1/2016 to 11/30/2019



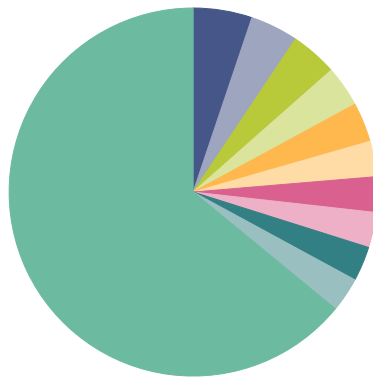
Returns

Calculation Benchmark: Crisil Short Term Bond Fund Index



Portfolio Holdings

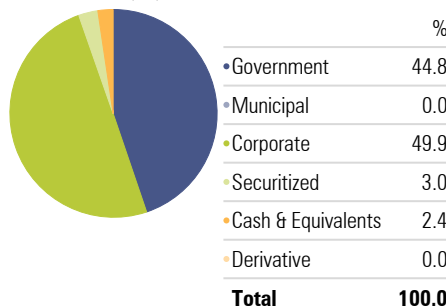
Portfolio Date: 11/30/2019



	%
GOVT STOCK	5.2
7.72% GS 2025	4.2
NATIONAL BANK FOR AGRICULTURE AND RURAL DEVELOPMENT	4.1
Small Industries Development Bank Of India	3.6
NTPC Limited	3.5
HOUSING AND URBAN DEVELOPMENT CORPORATION LIMITED (HUDCO)	3.1
Housing Development Finance Corporation Limited	3.1
State Bank Of India	3.1
Housing Development Finance Corporation Limited	3.0
KOTAK MAHINDRA PRIME LIMITED	3.0
Other	64.1
Total	100.0

Portfolio Allocation

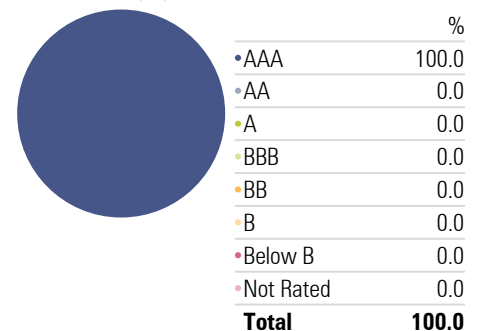
Portfolio Date: 11/30/2019



	%
Government	44.8
Municipal	0.0
Corporate	49.9
Securitized	3.0
Cash & Equivalents	2.4
Derivative	0.0
Total	100.0

Credit Quality

Portfolio Date: 11/30/2019



	%
AAA	100.0
AA	0.0
A	0.0
BBB	0.0
BB	0.0
B	0.0
Below B	0.0
Not Rated	0.0
Total	100.0