

# Nippon India Short Term Gr

## Category Debt - Short Duration Fund

## Suggested Horizon 18 Months and above

### Investment Objective

The primary investment objective of the scheme is to generate stable returns for investors with a short term investment horizon by investing in debt and money market instruments.

### Manager Biography

Prashant Pimple since 1/10/2006  
Kinjal Desai since 5/25/2018

### Scheme Details

Inception Date	12/18/2002
Minimum Initial	500
Annual Report Net Expense Ratio	1.10
NAV (Mo-End)	37.02
Exit Fee	0.00

### Portfolio Characteristics

Modified Duration	1.97
Avg Eff Maturity	2.35
Yield to Maturity	7.13

### Nippon India Short Term Gr - Operations

Std Dev 3 Yr (Mo-End)	1.74
Beta 3 Yr (Mo-End)	1.14
Sharpe Ratio 3 Yr (Mo-End)	1.76
Information Ratio 3 Yr (Mo-End)	-1.46

Past performance is not a guarantee of future returns. The value of investments may fall as well as rise and investors may not get back the full amount invested. Any decision to invest should be based on a full reading of the offer document. In case of any discrepancy between this sheet and the offer document in force, the offer document shall prevail.

Portfolio Date: 11/30/2019

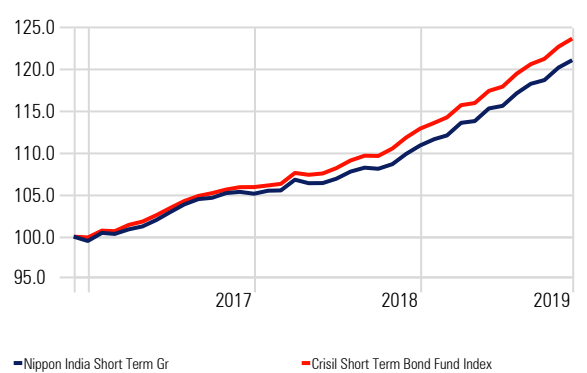
### Trailing Returns

Display Benchmark 1: Crisil Short Term Bond Fund Index Display Benchmark 2:

	Inv	Bmk1
3 Months	1.81	2.19
6 Months	4.34	4.52
1 Year	9.96	9.82
2 Years	8.62	9.19
3 Years	9.47	9.34
5 Years	8.50	8.39

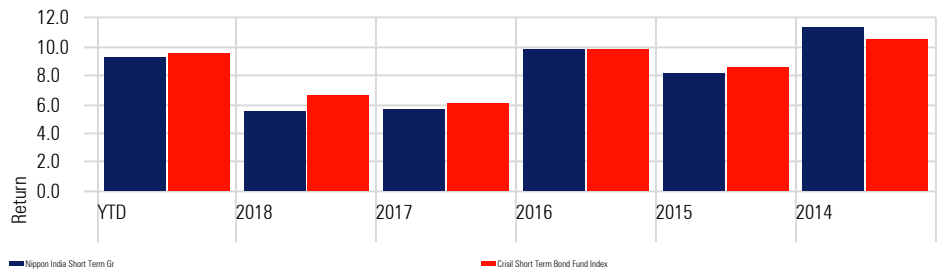
### Investment Growth

Time Period: 12/1/2016 to 11/30/2019



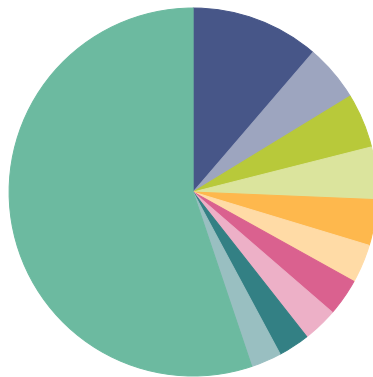
### Returns

Calculation Benchmark: Crisil Short Term Bond Fund Index



### Portfolio Holdings

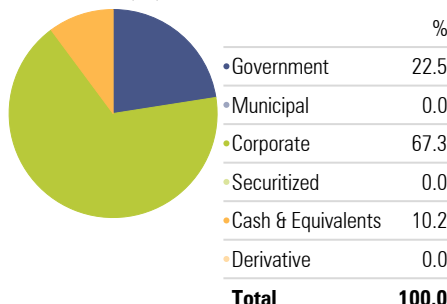
Portfolio Date: 11/30/2019



GOVT STOCK	11.3
Muthoot Finance Limited	5.0
NATIONAL BANK FOR AGRICULTURE AND RURAL DEVELOPMENT	4.8
Reliance Jio Infocomm Limited	4.6
State Bank Of India	4.0
INDIA GRID TRUST	3.4
Housing Development Finance Corporation Limited	3.3
Reliance Utilities And Power Private Limited	3.1
State Bank Of India	2.8
Net Current Assets	2.7
Other	55.2
<b>Total</b>	<b>100.0</b>

### Portfolio Allocation

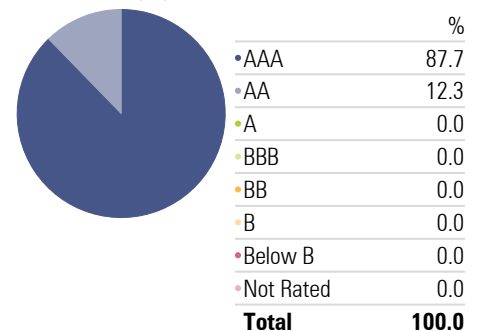
Portfolio Date: 11/30/2019



Government	22.5
Municipal	0.0
Corporate	67.3
Securitized	0.0
Cash & Equivalents	10.2
Derivative	0.0
<b>Total</b>	<b>100.0</b>

### Credit Quality

Portfolio Date: 11/30/2019



AAA	87.7
AA	12.3
A	0.0
BBB	0.0
BB	0.0
B	0.0
Below B	0.0
Not Rated	0.0
<b>Total</b>	<b>100.0</b>