

Reliance Short Term Gr

Category Debt - Short Duration Fund

Suggested Horizon 18 Months and above

Investment Objective

The primary investment objective of the scheme is to generate stable returns for investors with a short term investment horizon by investing in debt and money market instruments.

Manager Biography

Prashant Pimple since 1/10/2006

Kinjal Desai since 5/25/2018

Scheme Details

Inception Date	12/18/2002
Minimum Initial	5,000
Annual Report Net Expense Ratio	1.12
NAV (Mo-End)	34.78
Exit Fee	

Portfolio Characteristics

Modified Duration	1.75
Avg Eff Maturity	2.10
Yield to Maturity	8.52

Reliance Short Term Gr - Operations

Std Dev 3 Yr (Mo-End)	1.79
Beta 3 Yr (Mo-End)	1.18
Sharpe Ratio 3 Yr (Mo-End)	1.81
Information Ratio 3 Yr (Mo-End)	-1.14

Past performance is not a guarantee of future returns. The value of investments may fall as well as rise and investors may not get back the full amount invested. Any decision to invest should be based on a full reading of the offer document. In case of any discrepancy between this sheet and the offer document in force, the offer document shall prevail.

Portfolio Date: 4/30/2019

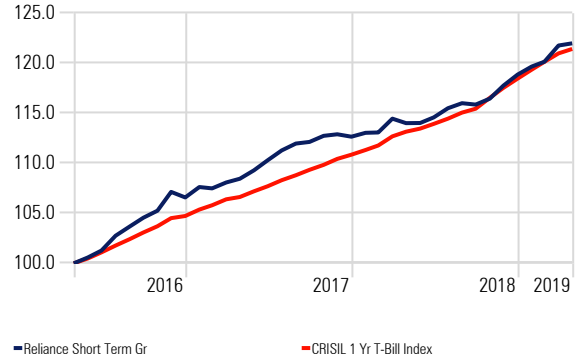
Trailing Returns

Display Benchmark 1: CRISIL 1 Yr T-Bill Index Display Benchmark 2:

	Inv	Bmk1
3 Months	1.81	2.16
6 Months	4.34	4.17
1 Year	9.96	8.51
2 Years	8.62	7.08
3 Years	9.47	7.51
5 Years	8.50	6.74

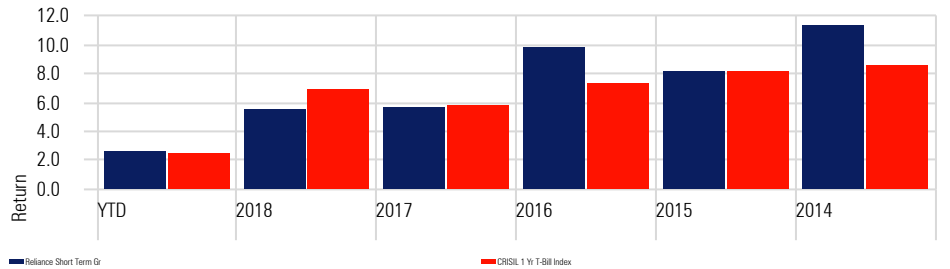
Investment Growth

Time Period: 5/1/2016 to 4/30/2019



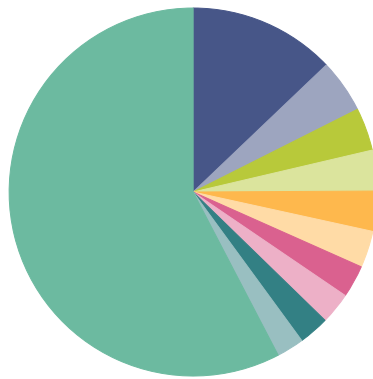
Returns

Calculation Benchmark: CRISIL 1 Yr T-Bill Index



Portfolio Holdings

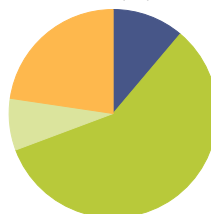
Portfolio Date: 4/30/2019



	%
Reliance Liquid Dir Gr	12.9
Muthoot Finance Limited	4.7
HDB Financial Services Limited	3.8
INDIA GRID TRUST	3.6
INDUSIND BANK LIMITED	3.5
Reliance Industries Limited	3.2
Reliance Utilities And Power Private Limited	2.8
Bharti Telecom Limited	2.8
REC LIMITED	2.7
Aditya Birla Finance Limited	2.4
Other	57.6
Total	100.0

Portfolio Allocation

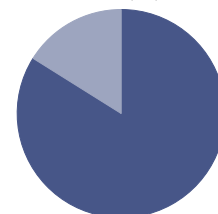
Portfolio Date: 4/30/2019



	%
Government	11.2
Municipal	0.0
Corporate	58.1
Securitized	8.0
Cash & Equivalents	22.7
Derivative	0.0
Total	100.0

Credit Quality

Portfolio Date: 4/30/2019



	%
AAA	83.9
AA	16.1
A	0.0
BBB	0.0
BB	0.0
B	0.0
Below B	0.0
Not Rated	0.0
Total	100.0