

SBI Short Term Debt Reg Gr

Category Debt - Short Duration Fund

Suggested Horizon 18 Months and above

Investment Objective

To provide investors an opportunity to generate regular income through investments in a portfolio comprising predominantly of debt instruments which are rated not below investment grade and money market instruments such that the Macaulay duration of the portfolio is between 1 year and 3 years.

Manager Biography

Rajeev Radhakrishnan since 7/2/2008

Scheme Details

Inception Date	7/27/2007
Minimum Initial	5,000
Annual Report Net Expense Ratio	0.97
NAV (Mo-End)	21.39
Exit Fee	

Portfolio Characteristics

Modified Duration	1.88
Avg Eff Maturity	2.40
Yield to Maturity	8.08

SBI Short Term Debt Reg Gr - Operations

Std Dev 3 Yr (Mo-End)	1.57
Beta 3 Yr (Mo-End)	1.04
Sharpe Ratio 3 Yr (Mo-End)	2.15
Information Ratio 3 Yr (Mo-End)	-1.25

Past performance is not a guarantee of future returns. The value of investments may fall as well as rise and investors may not get back the full amount invested. Any decision to invest should be based on a full reading of the offer document. In case of any discrepancy between this sheet and the offer document in force, the offer document shall prevail.

Portfolio Date: 4/30/2019

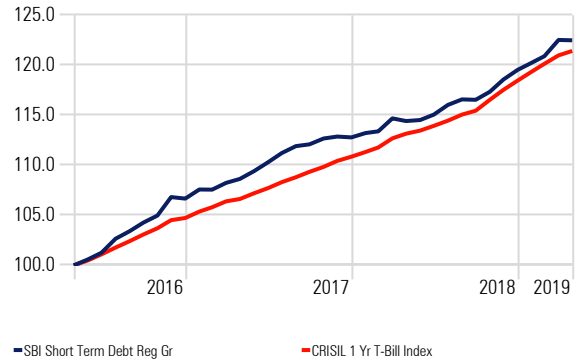
Trailing Returns

Display Benchmark 1: CRISIL 1 Yr T-Bill Index Display Benchmark 2:

	Inv	Bmk1
3 Months	1.86	2.16
6 Months	4.20	4.17
1 Year	9.40	8.51
2 Years	8.26	7.08
3 Years	9.27	7.51
5 Years	8.60	6.74

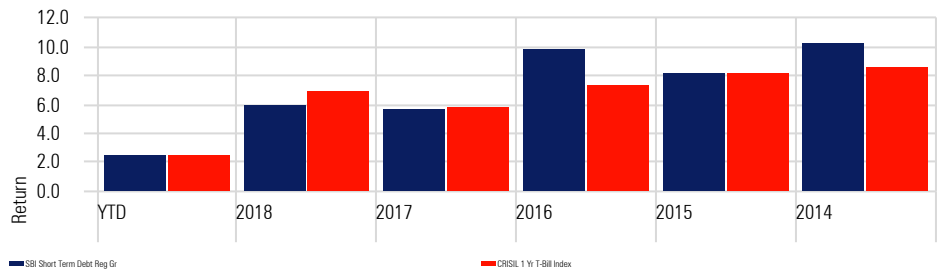
Investment Growth

Time Period: 5/1/2016 to 4/30/2019



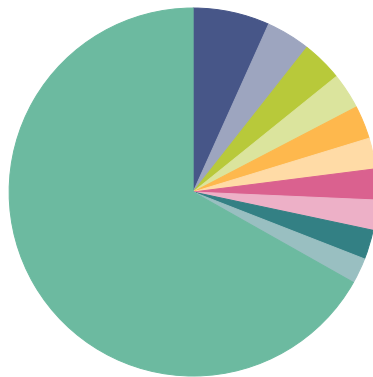
Returns

Calculation Benchmark: CRISIL 1 Yr T-Bill Index



Portfolio Holdings

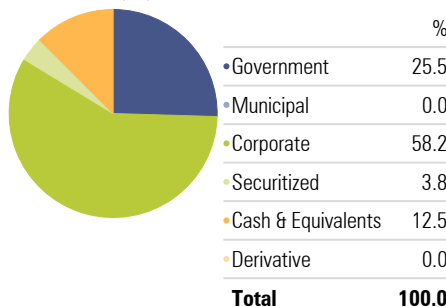
Portfolio Date: 4/30/2019



	%
Trepas	6.7
Indian Railway Finance Corporation Limited	3.9
Shriram Transport Finance Company Limited	3.6
Net Receivable / Payable	3.2
REC LIMITED	2.9
Small Industries Development Bank Of India	2.7
HDFC Bank Limited	2.7
8.65% Karnataka SDL 2022	2.6
LIC Housing Finance Limited	2.6
Power Grid Corporation Of India Limited	2.3
Other	66.8
Total	100.0

Portfolio Allocation

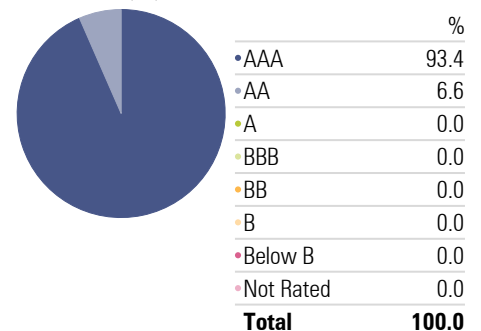
Portfolio Date: 4/30/2019



	%
Government	25.5
Municipal	0.0
Corporate	58.2
Securitized	3.8
Cash & Equivalents	12.5
Derivative	0.0
Total	100.0

Credit Quality

Portfolio Date: 4/30/2019



	%
AAA	93.4
AA	6.6
A	0.0
BBB	0.0
BB	0.0
B	0.0
Below B	0.0
Not Rated	0.0
Total	100.0