

# Tata Short Term Bond Reg Gr

## Category Debt - Short Duration Fund

## Suggested Horizon 18 Months and above

### Investment Objective

The investment objective is to generate regular income/appreciation over a short term period. There can be no assurance that the investment objective of the Scheme will be realised.

### Manager Biography

Murthy Nagarajan since 4/1/2017

### Scheme Details

Inception Date	8/8/2002
Minimum Initial	5,000
Annual Report Net Expense Ratio	0.54
NAV (Mo-End)	32.47
Exit Fee	0.00

### Portfolio Characteristics

Modified Duration	2.67
Avg Eff Maturity	3.80
Yield to Maturity	8.12

### Tata Short Term Bond Reg Gr - Operations

Std Dev 3 Yr (Mo-End)	2.94
Beta 3 Yr (Mo-End)	1.11
Sharpe Ratio 3 Yr (Mo-End)	0.48
Information Ratio 3 Yr (Mo-End)	-1.12

Past performance is not a guarantee of future returns. The value of investments may fall as well as rise and investors may not get back the full amount invested. Any decision to invest should be based on a full reading of the offer document. In case of any discrepancy between this sheet and the offer document in force, the offer document shall prevail.

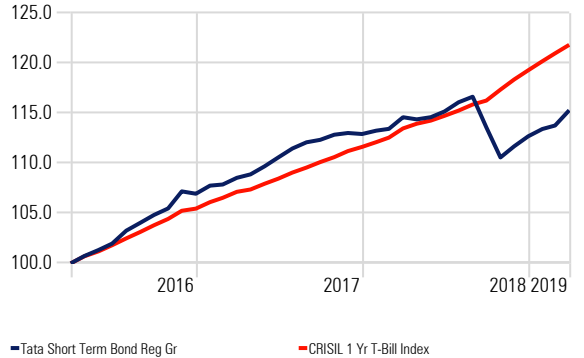
### Trailing Returns

Display Benchmark 1: CRISIL 1 Yr T-Bill Index Display Benchmark 2:

	Inv	Bmk1
3 Months	1.98	2.16
6 Months	4.30	4.17
1 Year	9.64	8.51
2 Years	9.07	7.08
3 Years	9.66	7.51
5 Years	8.78	6.74

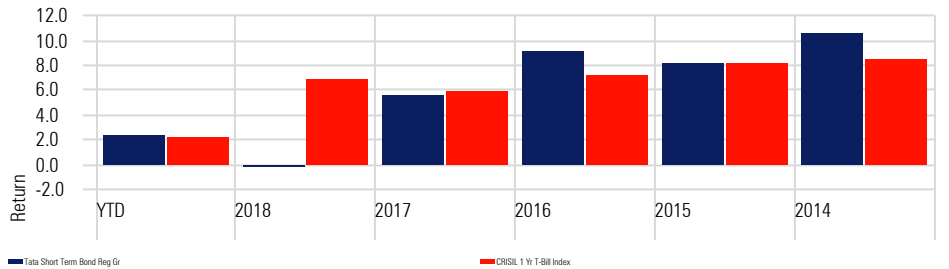
### Investment Growth

Time Period: 4/1/2016 to 3/31/2019



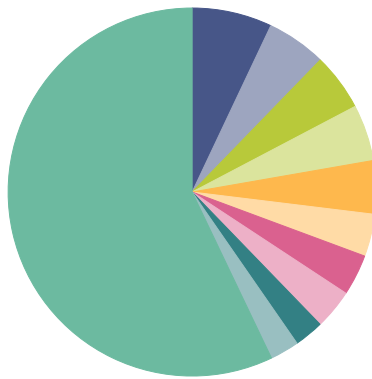
### Returns

Calculation Benchmark: CRISIL 1 Yr T-Bill Index



### Portfolio Holdings

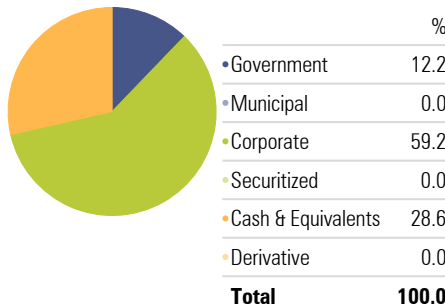
Portfolio Date: 3/31/2019



ONGC Petro Additions Limited	7.0
SBI Cards & Payment Services Private Limited	5.2
NABHA POWER LIMITED	5.0
Gruh Finance Limited	5.0
IDFC First Bank Limited	4.7
HOUSING DEVELOPMENT FINANCE CORPORATION LIMITED	3.7
7.95% Govt Stock 2032	3.6
HOUSING DEVELOPMENT FINANCE CORPORATION LIMITED	3.5
SBI Cards & Payment Services Private Limited	2.6
Power Finance Corporation Ltd.	2.6
Other	57.1
<b>Total</b>	<b>100.0</b>

### Portfolio Allocation

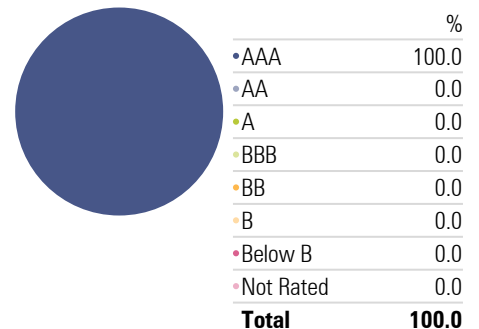
Portfolio Date: 3/31/2019



Government	12.2
Municipal	0.0
Corporate	59.2
Securitized	0.0
Cash & Equivalents	28.6
Derivative	0.0
<b>Total</b>	<b>100.0</b>

### Credit Quality

Portfolio Date: 3/31/2019



AAA	100.0
AA	0.0
A	0.0
BBB	0.0
BB	0.0
B	0.0
Below B	0.0
Not Rated	0.0
<b>Total</b>	<b>100.0</b>