

Aditya BSL Savings Gr

Category
Debt - Ultra Short Term

Suggested Horizon
3 to 6 Months

Investment Objective

The primary objective of the schemes is to generate regular income through investments in debt and money market instruments. Income may be generated through the receipt of coupon payments or the purchase and sale of securities in the underlying portfolio. The schemes will under normal market conditions, invest its net assets in fixed income securities, money market instruments, cash and cash equivalents.

Manager Biography

Kaustubh Gupta since 7/15/2011

Sunaina Da Cunha since 10/11/2014

Scheme Details

Inception Date	4/16/2003
Minimum Initial	1,000
Annual Report Net Expense Ratio	0.35
NAV (Mo-End)	371.07
Exit Fee	0.00

Portfolio Characteristics

Modified Duration	0.49
Avg Eff Maturity	0.55
Yield to Maturity	8.44

Aditya BSL Savings Gr - Snapshot

Total Ret Annlzd 3 Yr (Mo-End)	7.91
Std Dev 3 Yr (Mo-End)	0.79
Alpha 3 Yr (Mo-End)	-1.96
Beta 3 Yr (Mo-End)	1.75
Sharpe Ratio 3 Yr (Mo-End)	5.29
Tracking Error 3 Yr (Mo-End)	0.70

Past performance is not a guarantee of future returns. The value of investments may fall as well as rise and investors may not get back the full amount invested. Any decision to invest should be based on a full reading of the offer document. In case of any discrepancy between this sheet and the offer document in force, the offer document shall prevail.

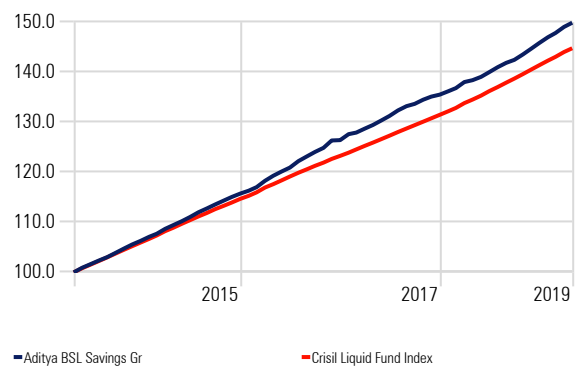
Trailing Returns

Calculation Benchmark: Crisil Liquid Fund Index

	Inv	Bmk1
6 Months	4.43	3.71
1 Years	8.30	7.63
2 Years	7.61	7.23
3 Years	7.91	7.17
5 Years	8.43	7.68

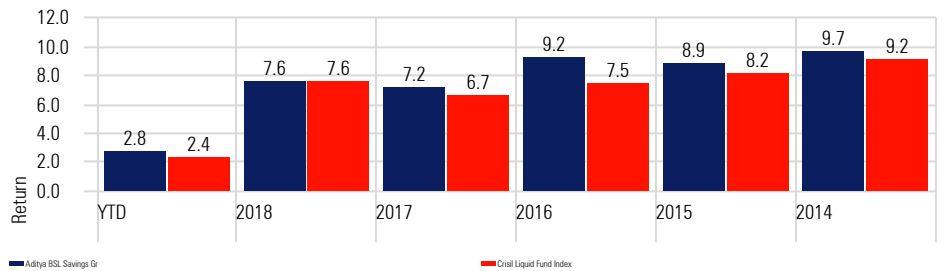
Investment Growth

Time Period: 5/1/2014 to 4/30/2019



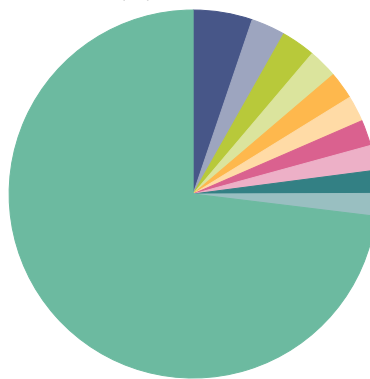
Returns

Calculation Benchmark: Crisil Liquid Fund Index



Portfolio Holdings

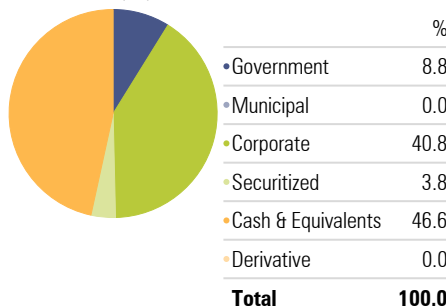
Portfolio Date: 4/30/2019



	%
Vodafone Mobile Services Limited	5.2
Net Receivables / (Payables)	3.0
ONGC Petro Additions Limited	3.0
PNB Housing Finance Limited	2.6
PIRAMAL CAPITAL & HOUSING FINANCE LIMITED	2.4
NRSS XXIX TRANSMISSION LIMITED	2.3
Shriram Transport Finance Company Limited	2.3
IndusInd Bank Limited	2.2
Reliance Industries Limited	2.0
AXIS BANK LIMITED	2.0
Other	73.1
Total	100.0

Portfolio Allocation

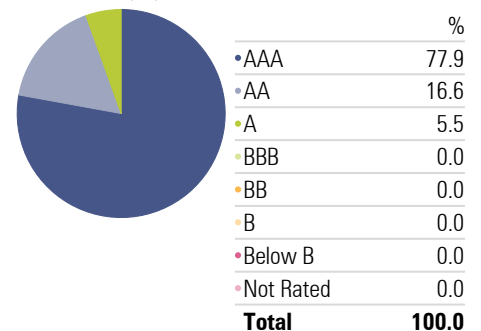
Portfolio Date: 4/30/2019



	%
Government	8.8
Municipal	0.0
Corporate	40.8
Securitized	3.8
Cash & Equivalents	46.6
Derivative	0.0
Total	100.0

Credit Quality

Portfolio Date: 4/30/2019



	%
AAA	77.9
AA	16.6
A	5.5
BBB	0.0
BB	0.0
B	0.0
Below B	0.0
Not Rated	0.0
Total	100.0