

IDFC Ultra Short Term Reg Gr

Category
Debt - Ultra Short Term

Suggested Horizon
3 to 6 Months

Investment Objective

The Scheme seeks to offer an investment avenue for short term savings by looking to generate stable returns with a low risk strategy from a portfolio that is invested in debt and money market securities such that the Macaulay duration of the portfolio is between 3 to 6 months. There is no assurance or guarantee that the objectives of the scheme will be realised.

Manager Biography

Harshal Joshi since 7/18/2018

Scheme Details

Inception Date	7/18/2018
Minimum Initial	100
Annual Report Net Expense Ratio	0.30
NAV (Mo-End)	11.15
Exit Fee	0.00

Portfolio Characteristics

Modified Duration	0.45
Avg Eff Maturity	0.47
Yield to Maturity	5.69

IDFC Ultra Short Term Reg Gr - Snapshot

Total Ret Annlzd 3 Yr (Mo-End)	
Std Dev 3 Yr (Mo-End)	
Alpha 3 Yr (Mo-End)	
Beta 3 Yr (Mo-End)	
Sharpe Ratio 3 Yr (Mo-End)	
Tracking Error 3 Yr (Mo-End)	

Past performance is not a guarantee of future returns. The value of investments may fall as well as rise and investors may not get back the full amount invested. Any decision to invest should be based on a full reading of the offer document. In case of any discrepancy between this sheet and the offer document in force, the offer document shall prevail.

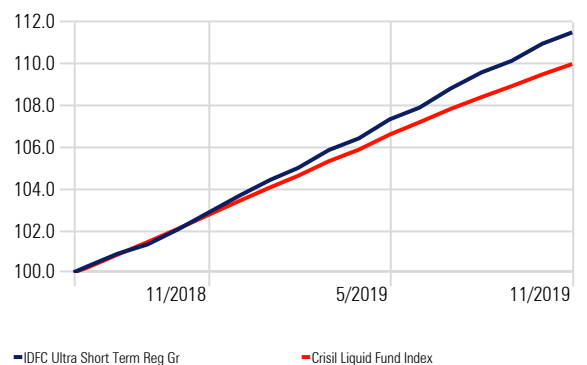
Trailing Returns

Calculation Benchmark: Crisil Liquid Fund Index

	Inv	Bmk1
6 Months	3.89	3.17
1 Years	8.41	7.05
2 Years		7.24
3 Years		7.03
5 Years		7.41

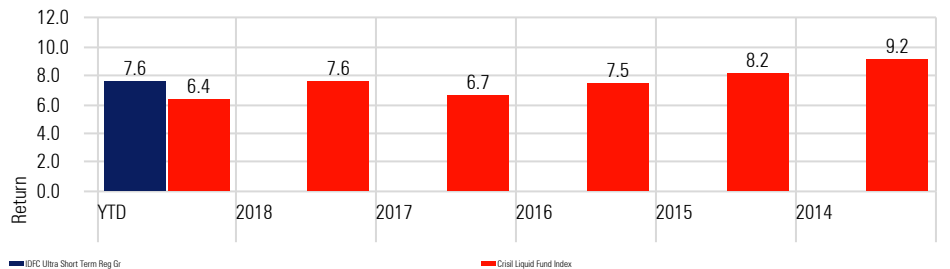
Investment Growth

Time Period: 7/19/2018 to 11/30/2019



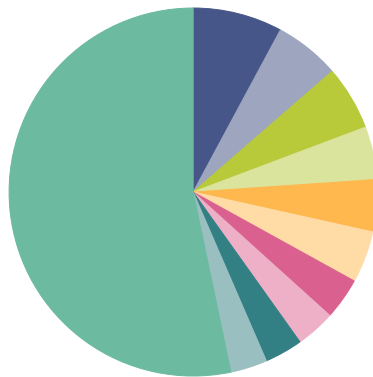
Returns

Calculation Benchmark: Crisil Liquid Fund Index



Portfolio Holdings

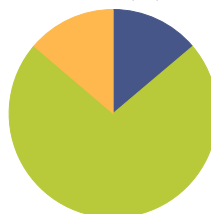
Portfolio Date: 11/30/2019



Holder	%
NATIONAL HOUSING BANK	7.9
LARSEN AND TOUBRO LIMITED	5.8
RELIANCE INDUSTRIES LIMITED	5.6
LIC HOUSING FINANCE LIMITED	4.6
42 DTB 17122019	4.6
AXIS BANK LIMITED	4.5
Housing Development Finance Corporation Limited	3.7
Bajaj Finance Limited	3.5
SMALL INDUSTRIES DEVELOPMENT BANK OF INDIA	3.3
National Housing Bank	3.2
Other	53.3
Total	100.0

Portfolio Allocation


Portfolio Date: 11/30/2019



Category	%
Government	13.8
Municipal	0.0
Corporate	72.4
Securitized	0.0
Cash & Equivalents	13.8
Derivative	0.0
Total	100.0

Credit Quality

Portfolio Date: 11/30/2019



Rating	%
AAA	100.0
AA	0.0
A	0.0
BBB	0.0
BB	0.0
B	0.0
Below B	0.0
Not Rated	0.0
Total	100.0