

# L&T Ultra Short Term Reg Gr

**Category**  
Debt - Ultra Short Term

**Suggested Horizon**  
3 to 6 Months

## Investment Objective

To generate reasonable and stable income and provide liquidity to the unit holder. To achieve this objective the scheme will invest predominantly in a well diversified and highly liquid portfolio of money market instruments, government securities and corporate debt. The scheme will not invest in equities or equity related instruments

## Manager Biography

Jalpan Shah since 6/30/2014

Vikas Garg since 4/3/2017

## Scheme Details

Inception Date	4/14/2003
Minimum Initial	10,000
Annual Report Net Expense Ratio	0.59
NAV (Mo-End)	30.67
Exit Fee	0.00

## Portfolio Characteristics

Modified Duration	0.38
Avg Eff Maturity	0.41
Yield to Maturity	7.48

## L&T Ultra Short Term Reg Gr - Snapshot

Total Ret Annlzd 3 Yr (Mo-End)	7.42
Std Dev 3 Yr (Mo-End)	0.56
Alpha 3 Yr (Mo-End)	-2.23
Beta 3 Yr (Mo-End)	1.69
Sharpe Ratio 3 Yr (Mo-End)	6.54
Tracking Error 3 Yr (Mo-End)	0.44

Past performance is not a guarantee of future returns. The value of investments may fall as well as rise and investors may not get back the full amount invested. Any decision to invest should be based on a full reading of the offer document. In case of any discrepancy between this sheet and the offer document in force, the offer document shall prevail.

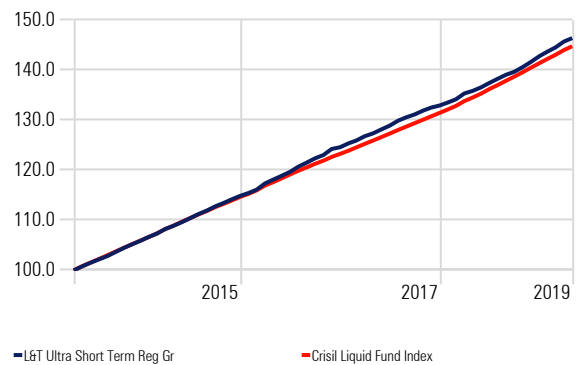
## Trailing Returns

Calculation Benchmark: Crisil Liquid Fund Index

	Inv	Bmk1
6 Months	4.11	3.71
1 Years	7.77	7.63
2 Years	7.22	7.23
3 Years	7.42	7.17
5 Years	7.93	7.68

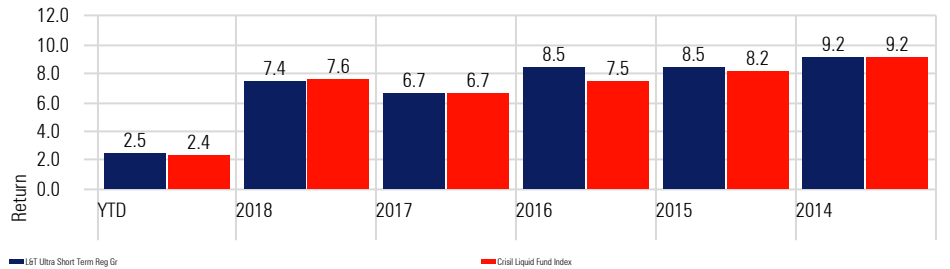
## Investment Growth

Time Period: 5/1/2014 to 4/30/2019



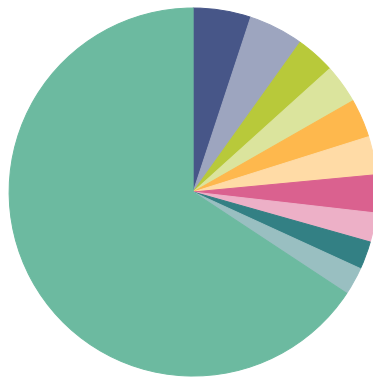
## Returns

Calculation Benchmark: Crisil Liquid Fund Index



## Portfolio Holdings

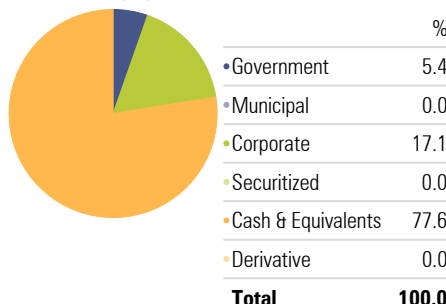
Portfolio Date: 4/30/2019



Company	%
RELIANCE JIO INFOCOMM LIMITED	5.1
SMALL INDUSTRIES DEVELOPMENT BANK OF INDIA	4.8
LIC Housing Finance Limited	3.4
Power Grid Corporation Of India Limited	3.4
IICI SECURITIES PRIMARY DEALERSHIP LTD	3.4
NTPC Limited	3.4
Power Finance Corporation Ltd.	3.3
Kotak Mahindra Prime Limited	2.6
AXIS BANK LIMITED	2.5
KOTAK MAHINDRA BANK LIMITED (FORMERLY KOTAK MAHINDRA FINANCE LIMITED)	2.4
Other	65.7
<b>Total</b>	<b>100.0</b>

## Portfolio Allocation

Portfolio Date: 4/30/2019



## Credit Quality

Portfolio Date: 4/30/2019

