

# SBI Magnum Ultra Short Dur Reg Gr

Category  
Debt - Ultra Short Term

Suggested Horizon  
3 to 6 Months

## Investment Objective

To provide investors with an opportunity to generate regular income with high degree of liquidity through investments in a portfolio comprising predominantly of debt and money market instruments.

## Manager Biography

Rajeev Radhakrishnan since 5/1/2010

## Scheme Details

Inception Date	5/21/1999
Minimum Initial	5,000
Annual Report Net Expense Ratio	0.22
NAV (Mo-End)	4,166.41
Exit Fee	0.00

## Portfolio Characteristics

Modified Duration	0.37
Avg Eff Maturity	0.40
Yield to Maturity	7.48

## SBI Magnum Ultra Short Dur Reg Gr - Snpst

Total Ret Annlzd 3 Yr (Mo-End)	7.37
Std Dev 3 Yr (Mo-End)	0.29
Alpha 3 Yr (Mo-End)	-0.44
Beta 3 Yr (Mo-End)	1.18
Sharpe Ratio 3 Yr (Mo-End)	11.26
Tracking Error 3 Yr (Mo-End)	0.17

Past performance is not a guarantee of future returns. The value of investments may fall as well as rise and investors may not get back the full amount invested. Any decision to invest should be based on a full reading of the offer document. In case of any discrepancy between this sheet and the offer document in force, the offer document shall prevail.

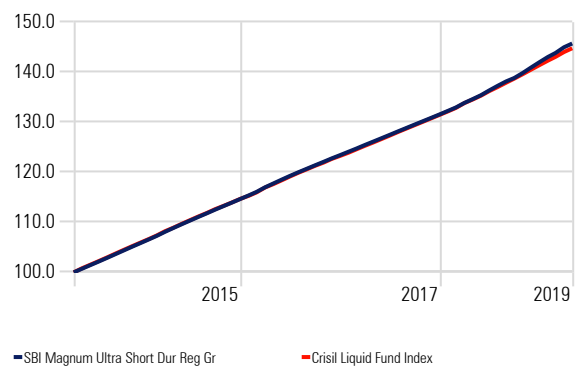
## Trailing Returns

Calculation Benchmark: Crisil Liquid Fund Index

	Inv	Bmk1
6 Months	4.21	3.71
1 Years	8.27	7.63
2 Years	7.51	7.23
3 Years	7.37	7.17
5 Years	7.83	7.68

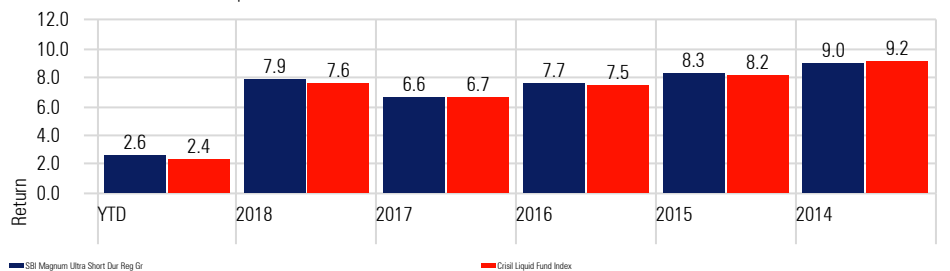
## Investment Growth

Time Period: 5/1/2014 to 4/30/2019



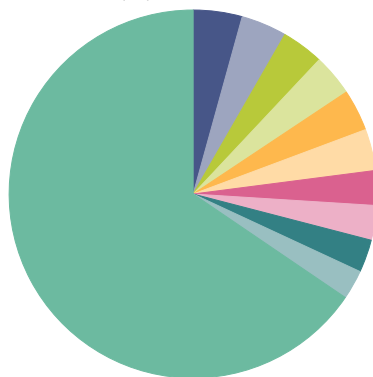
## Returns

Calculation Benchmark: Crisil Liquid Fund Index



## Portfolio Holdings

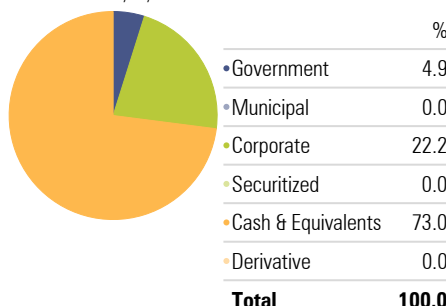
Portfolio Date: 4/30/2019



	%
Indian Railway Finance Corporation Limited	4.3
Treps	4.0
CITICORP FINANCE (INDIA) LIMITED	3.7
CHOLAMANDALAM INVESTMENT AND FIN. CO. LTD (CHOLAMANDALAM DBS FINANCE LTD)	3.7
NTPC Limited	3.7
IDFC BANK LIMITED	3.6
Indian Oil Corporation Limited	3.0
AXIS BANK LIMITED	3.0
Axis Bank Limited	2.9
Novy MIR Lightweighting Solutions Private Limited	2.6
Other	65.5
<b>Total</b>	<b>100.0</b>

## Portfolio Allocation

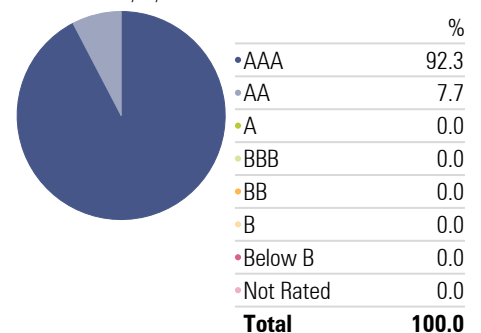
Portfolio Date: 4/30/2019



	%
Government	4.9
Municipal	0.0
Corporate	22.2
Securitized	0.0
Cash & Equivalents	73.0
Derivative	0.0
<b>Total</b>	<b>100.0</b>

## Credit Quality

Portfolio Date: 4/30/2019



	%
AAA	92.3
AA	7.7
A	0.0
BBB	0.0
BB	0.0
B	0.0
Below B	0.0
Not Rated	0.0
<b>Total</b>	<b>100.0</b>