

# Aditya BSL Tax Relief 96 Gr

## Category Equity - ELSS

## Suggested Horizon 3 Years and above

### Investment Objective

An Open-ended equity linked savings scheme (ELSS) with the objective of long term growth of capital through a portfolio with a target allocation of 80% equity, 20% debt and money market securities

### Manager Biography

Ajay Garg since 10/1/2006

### Operations

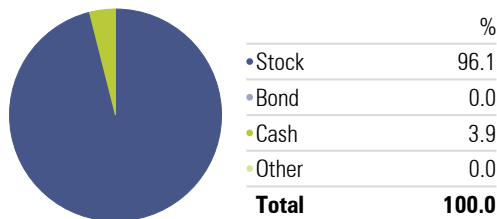
Inception Date	3/6/2008
Minimum Initial	500
Annual Report Net Expense Ratio	2.42
Turnover Ratio %	1.69
NAV (Mo-End)	31.58

### Risk Reward

Std Dev	12.85
Alpha	-0.32
Sharpe Ratio	0.80
Treynor Ratio	11.38
R-Squared	80.88

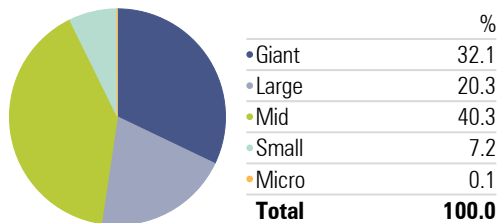
### Asset Allocation

Portfolio Date: 4/30/2019



### Market Capitalization

Portfolio Date: 4/30/2019



Past performance is not a guarantee of future returns. The value of investments may fall as well as rise and investors may not get back the full amount invested. Any decision to invest should be based on a full reading of the offer document. In case of any discrepancy between this sheet and the offer document in force, the offer document shall prevail.

Portfolio Date: 4/30/2019

### Trailing Returns

Period	Inv	Bmk1
3 months	4.50	7.34
6 months	8.49	10.41
1 Year	-2.74	1.77
2 Years	8.90	8.47
3 Years	13.73	13.62
5 Years	18.40	12.96

### Drawdown

Time Period: 5/1/2016 to 4/30/2019

	Inv	Bmk1
Max Drawdown	-13.34	-12.40
Max Drawdown # of Periods	2.00	2.00
Max Drawdown Peak Date	9/1/2018	9/1/2018
Max Drawdown Valley Date	10/31/2018	10/31/2018

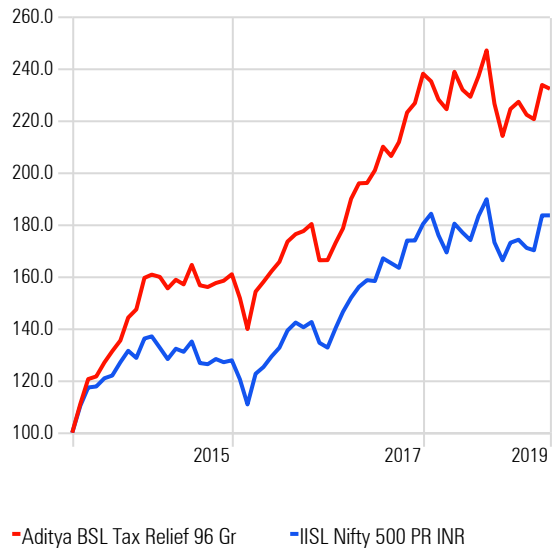
### Leading Detractors

Time Period: 5/1/2018 to 4/30/2019

	Rescaled Weight	Return	Contribution
Sundaram Clayton Ltd	4.88	-43.54	-2.76
Jet Airways (India) Ltd	0.92	-76.12	-1.47
Johnson Controls - Hitachi Air Conditioning India Ltd	3.60	-29.21	-1.41
Thomas Cook India Ltd	4.92	-15.09	-0.82
Yes Bank Ltd	1.10	-53.23	-0.76

### Investment Growth

Time Period: 5/1/2014 to 4/30/2019



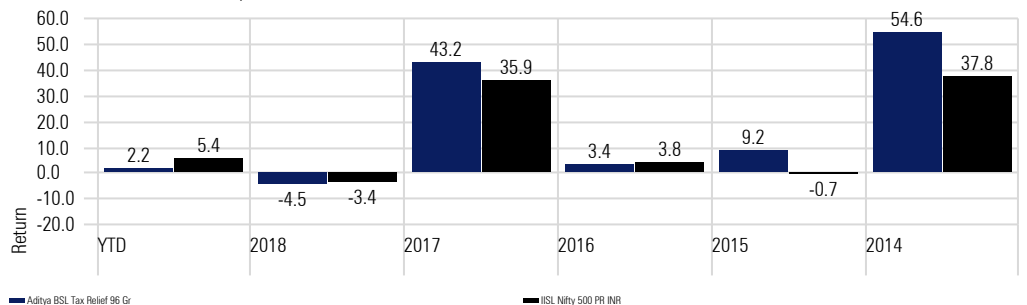
### Leading Contributors

Time Period: 5/1/2018 to 4/30/2019

	Rescaled Weight	Return	Contribution
Reliance Industries Ltd	7.15	45.48	2.58
Honeywell Automation India Ltd	7.40	26.98	1.70
Pfizer Ltd	5.58	38.67	1.70
Gillette India Ltd	6.97	15.86	1.02
Bata India Ltd	1.32	82.19	0.82

### Returns

Calculation Benchmark: IISL Nifty 500 PR INR



### Sector Allocation

Portfolio Date: 4/30/2019

Basic Materials %	11.70
Consumer Cyclical %	19.13
Financial Services %	21.60
Real Estate %	0.00
Consumer Defensive %	9.57
Healthcare %	11.96
Utilities %	0.00
Communication Services %	0.00
Energy %	8.60
Industrials %	12.25
Technology %	5.19

### Portfolio Holdings

Portfolio Date: 4/30/2019

